

## Planned Service Challenge Guide

### Planned Service Challenge Overview

A permissible challenger should submit a planned service challenge when they have knowledge that broadband service at 100/20 Mbps or above will be deployed to a location by June 30, 2024, without an enforceable commitment. For example, an internet service provider should submit a planned service challenge if they are currently using private funds to deploy service, and that project will be completed by June 30, 2024.

### Preparing for a Planned Service Challenge

Before submitting a planned service challenge, you will need to prepare the following information:

1. All locations that are included in the planned deployment.
2. The technology type planned for deployment.
3. The maximum upload and download speeds for the planned deployment.
4. The type of service that will be available (residential, business, or both).
5. Evidence proving the deployment is planned and will be completed by June 30, 2024.

### *Evidence*

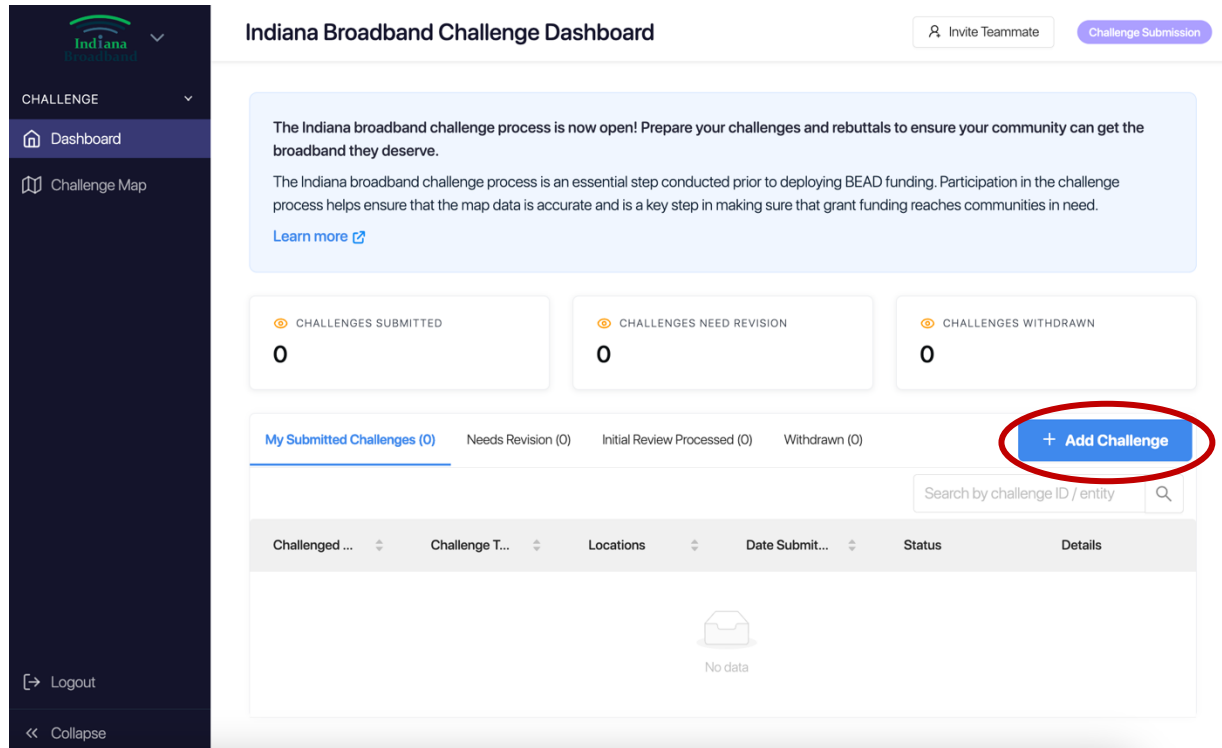
You can submit several different types of evidence to substantiate a planned service challenge. Example evidence includes:

- Construction contracts or similar evidence of ongoing deployment, along with evidence that all necessary permits have been applied for or obtained.
- Contracts or similar binding agreements between the State of Indiana and the provider committing that planned service will meet the BEAD definition and requirements of reliable and qualifying broadband service and that the expected date deployment will be complete is on or before June 30, 2025.

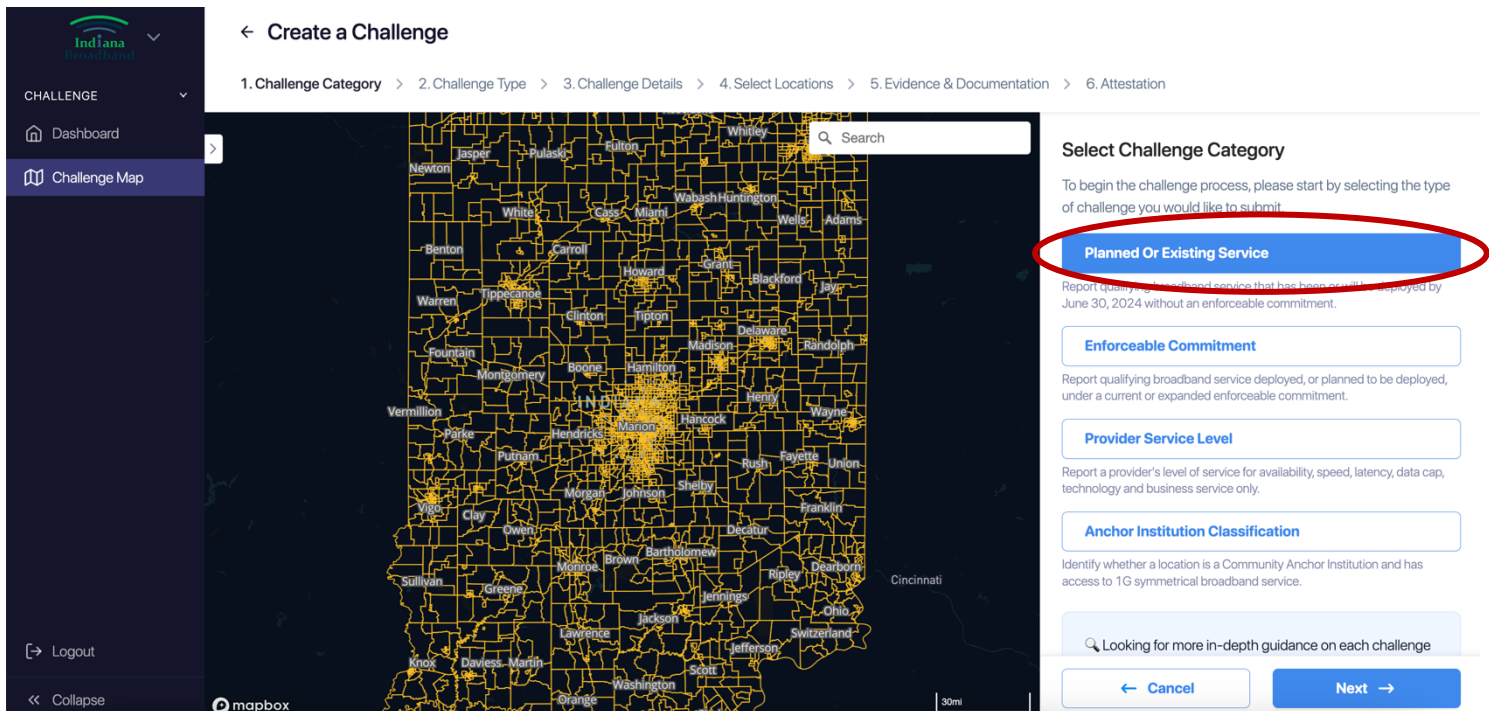
If you have any questions about what information must be gathered before submitting a planned service challenge, please attend a virtual office hours sessions, hosted each Tuesday and Thursday from 2-3 PM, or contact the Indiana Broadband Office at [IndianaBroadband@iot.in.gov](mailto:IndianaBroadband@iot.in.gov).

## Submitting a Planned Service Challenge

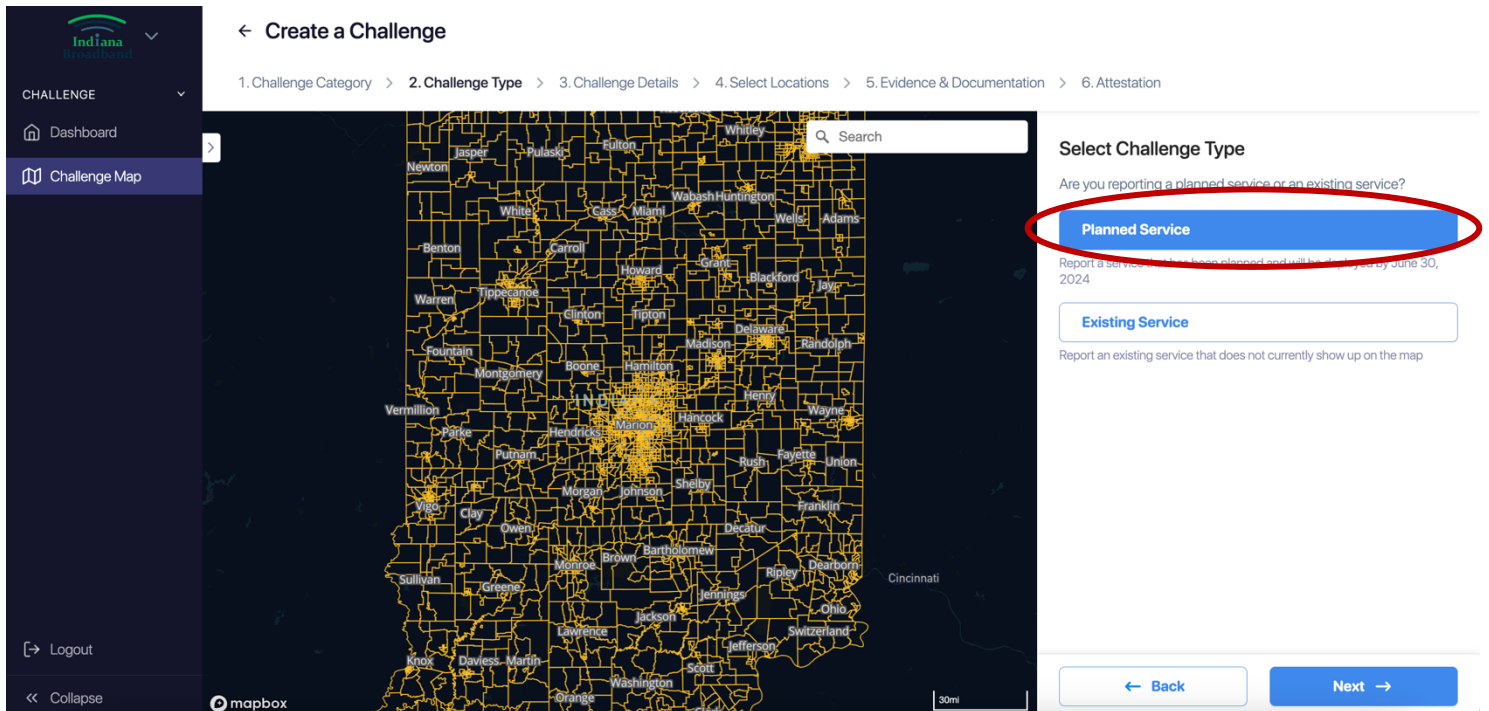
1. Click the “Add Challenge” button.



2. Select “Planned or Existing Service” challenge category and click the “Next” button.



3. Select “Planned Service” challenge type and click the “Next” button.



← Create a Challenge

1. Challenge Category > 2. Challenge Type > 3. Challenge Details > 4. Select Locations > 5. Evidence & Documentation > 6. Attestation

CHALLENGE

Dashboard

Challenge Map

Logout

Collapse

mapbox

30mi

Search

### Select Challenge Type

Are you reporting a planned service or an existing service?

**Planned Service**

Report a service that has not yet been deployed and will be deployed by June 30, 2024.

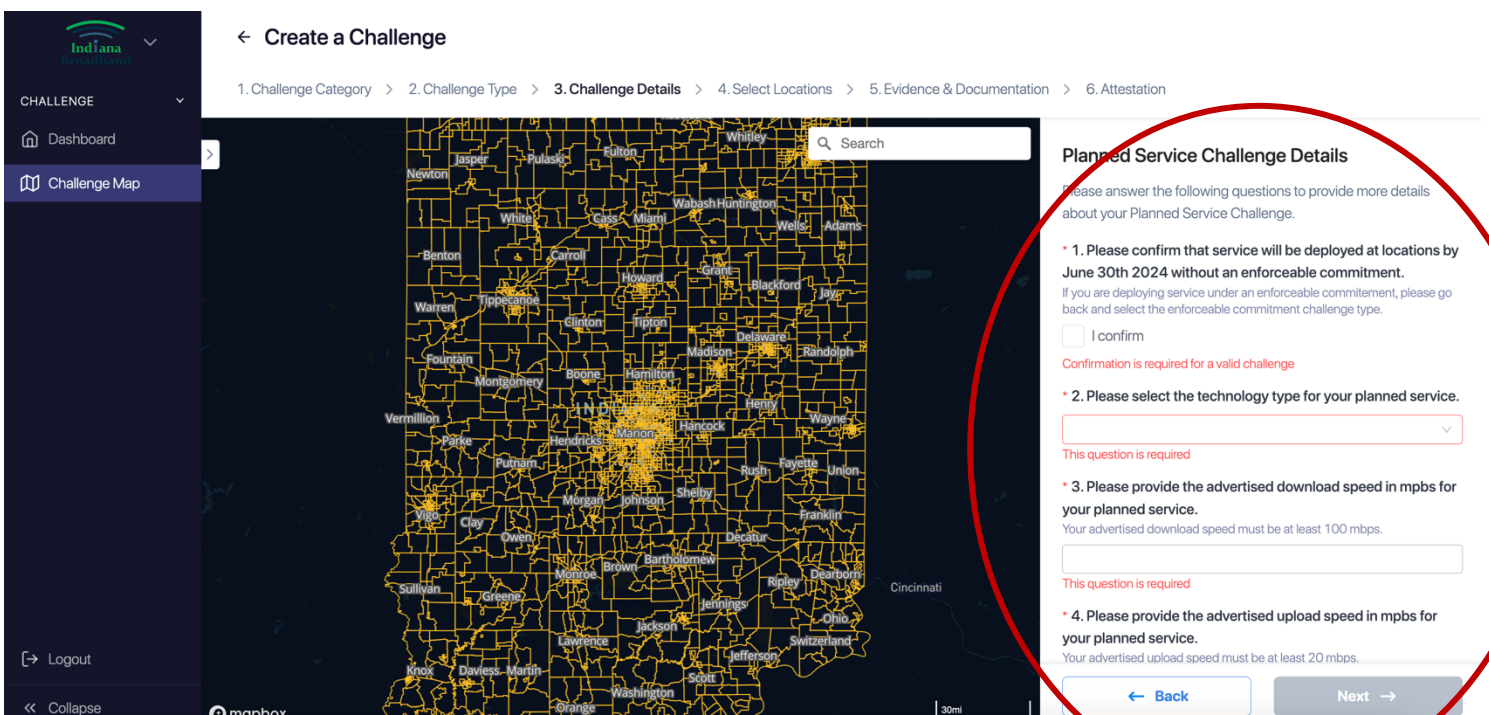
Existing Service

Report an existing service that does not currently show up on the map.

← Back

Next →

4. Confirm that service will be deployed by June 30, 2024.
5. Select the technology type for your planned service.
6. Provide the advertised download and upload speeds for your planned service.
7. Confirm that the latency of your planned service will be under 100 ms.
8. Identify whether the planned service will be residential, business, or both. Then, click the “Next” button.



← Create a Challenge

1. Challenge Category > 2. Challenge Type > 3. Challenge Details > 4. Select Locations > 5. Evidence & Documentation > 6. Attestation

CHALLENGE

Dashboard

Challenge Map

Logout

Collapse

mapbox

30mi

Search

### Planned Service Challenge Details

Please answer the following questions to provide more details about your Planned Service Challenge.

\* 1. Please confirm that service will be deployed at locations by June 30th 2024 without an enforceable commitment.  
If you are deploying service under an enforceable commitment, please go back and select the enforceable commitment challenge type.

I confirm

Confirmation is required for a valid challenge

\* 2. Please select the technology type for your planned service.

This question is required

\* 3. Please provide the advertised download speed in mbps for your planned service.  
Your advertised download speed must be at least 100 mbps.

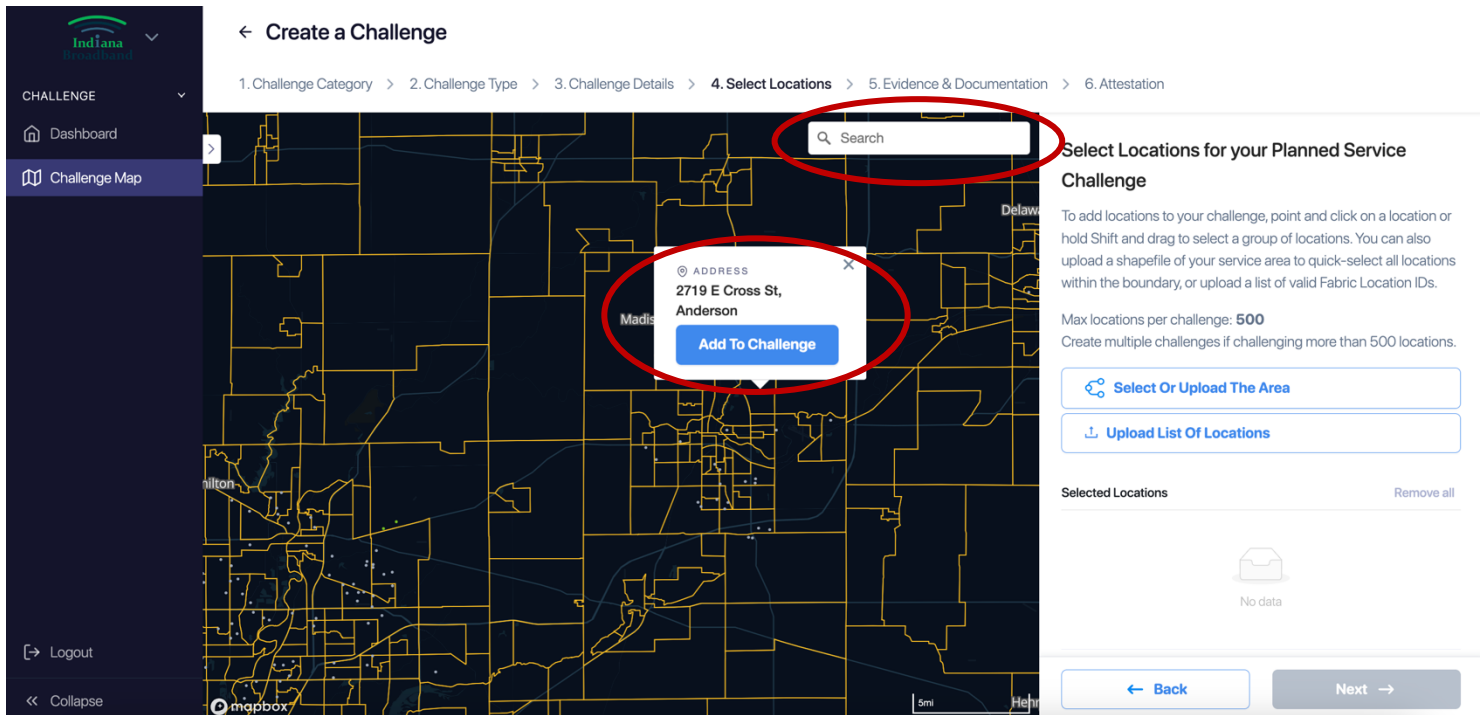
This question is required

\* 4. Please provide the advertised upload speed in mbps for your planned service.  
Your advertised upload speed must be at least 20 mbps.

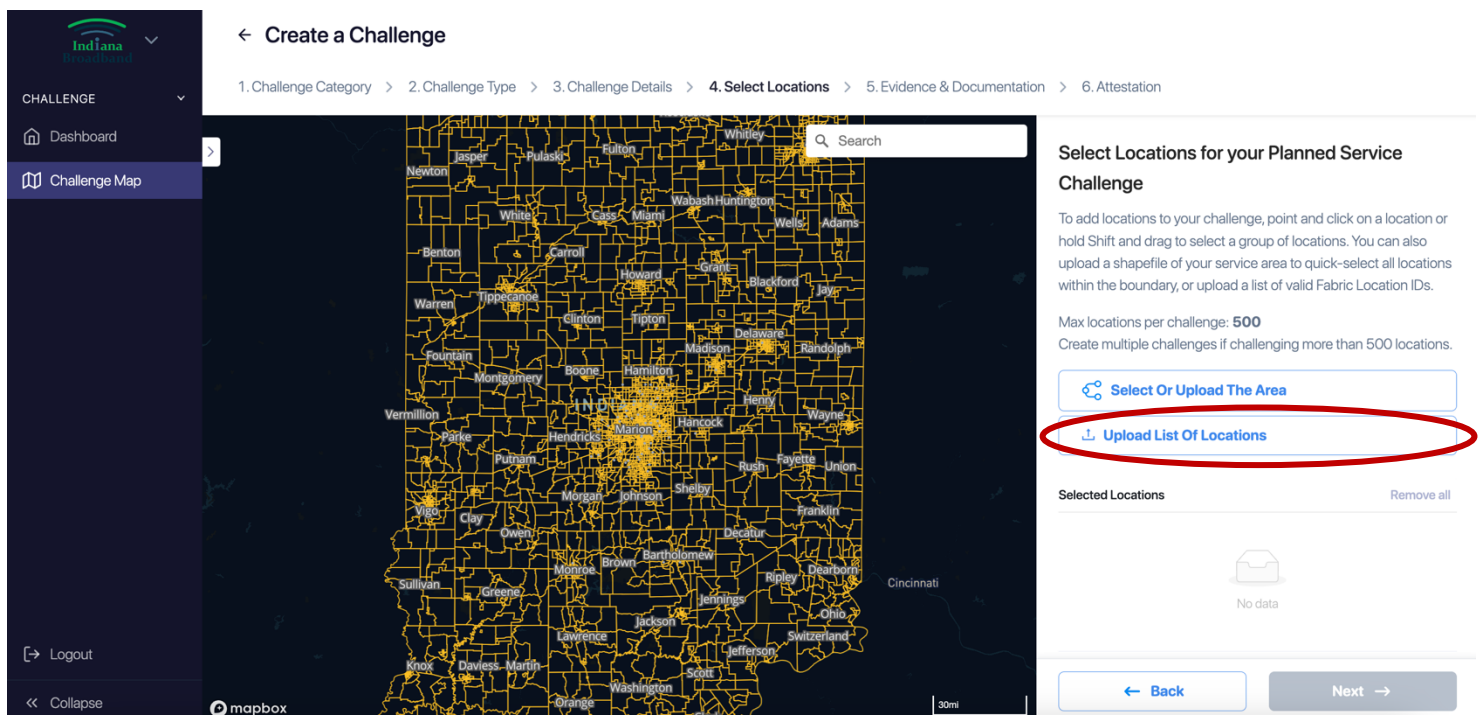
← Back

Next →

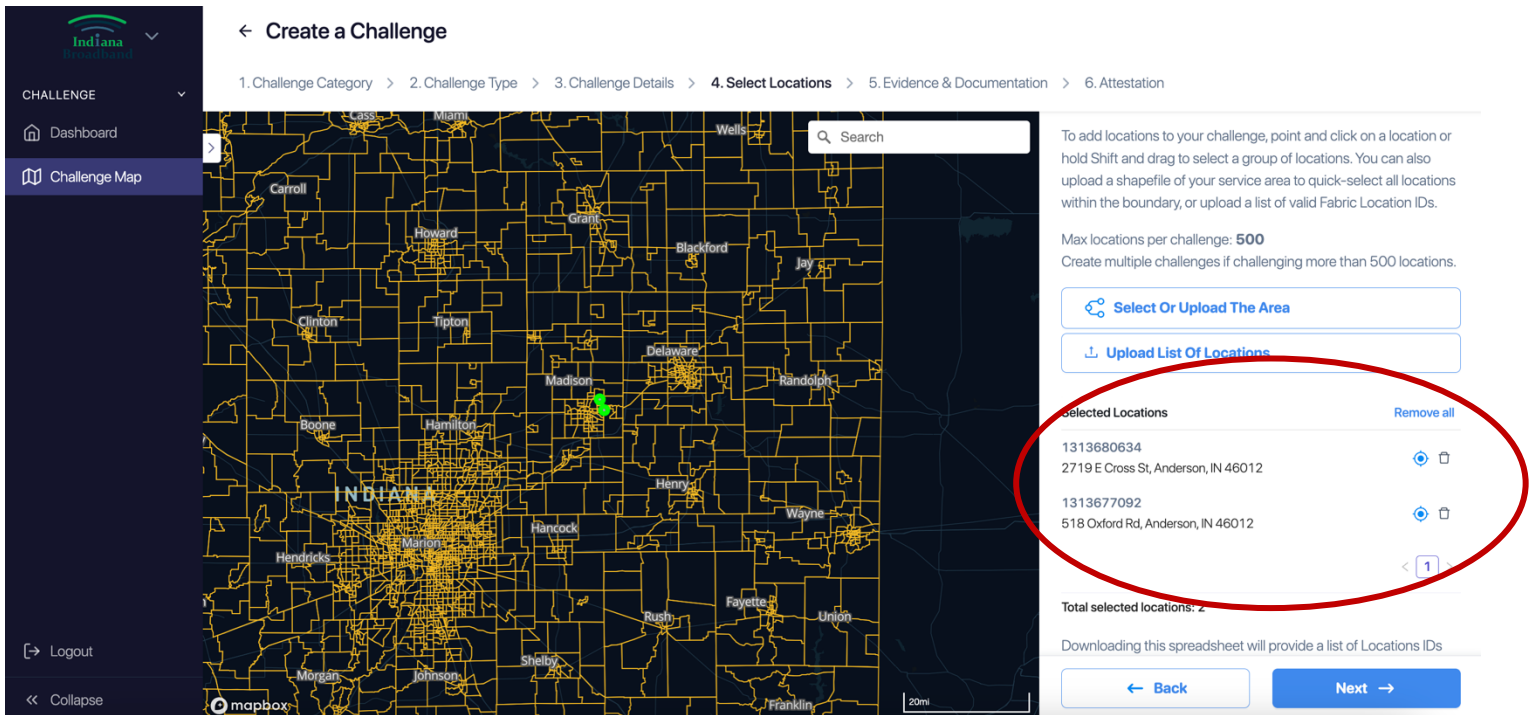
9. Add one or more locations to your challenge. You may choose one of two options for adding locations. The first is manually adding locations by finding them on the map or searching the address in the search bar.



Your second option for adding locations is only applicable if you have a CostQuest license. If you have a CostQuest license, you may also upload a .csv file with the FCC Location ID of all locations you would like to add to your challenge.



After you have selected or uploaded your locations, they will appear in the righthand side of the screen. After you confirm the locations you have selected, click the “Next” button.



**Create a Challenge**

1. Challenge Category > 2. Challenge Type > 3. Challenge Details > **4. Select Locations** > 5. Evidence & Documentation > 6. Attestation





To add locations to your challenge, point and click on a location or hold Shift and drag to select a group of locations. You can also upload a shapefile of your service area to quick-select all locations within the boundary, or upload a list of valid Fabric Location IDs.

Max locations per challenge: **500**  
Create multiple challenges if challenging more than 500 locations.

[Select Or Upload The Area](#)

[Upload List Of Locations](#)

**Selected Locations** Remove all

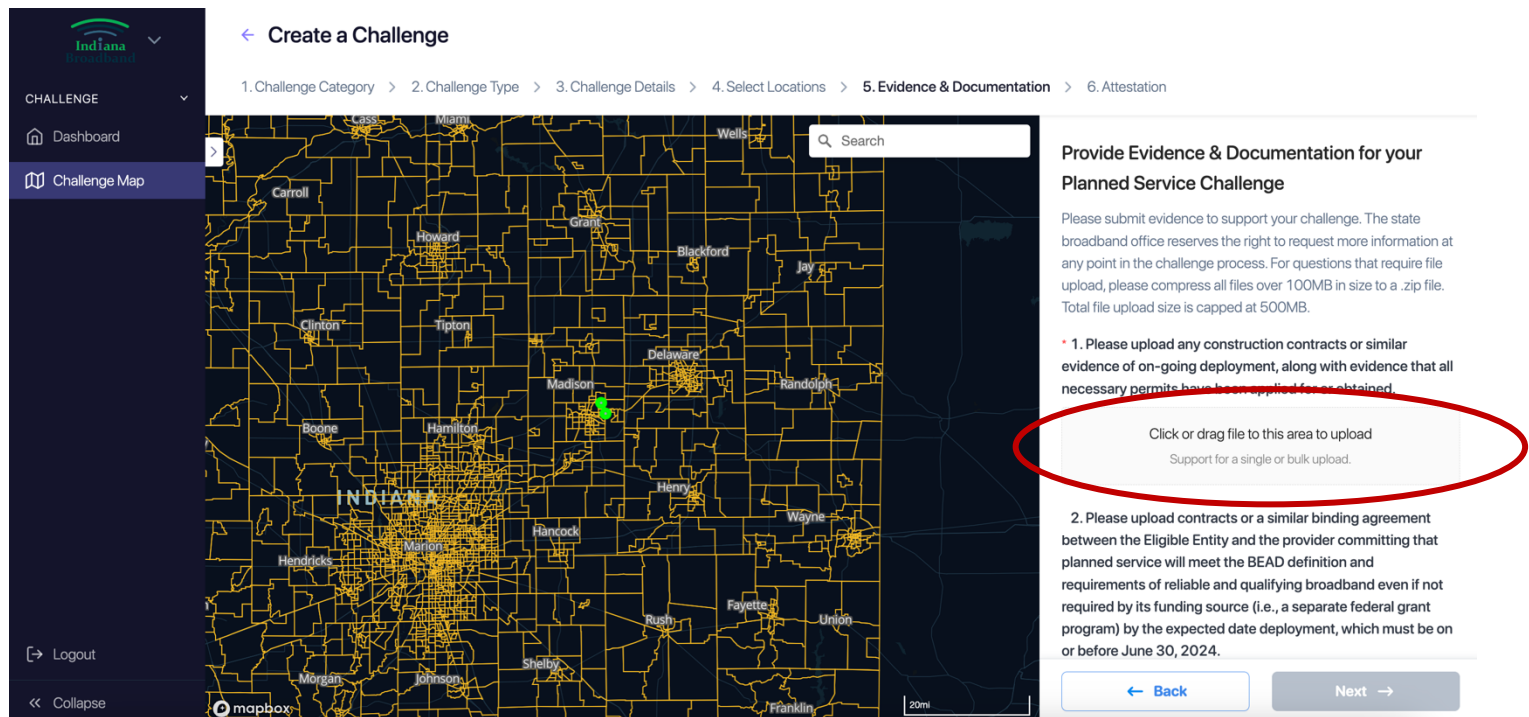
1313680634 2719 E Cross St, Anderson, IN 46012	 
1313677092 518 Oxford Rd, Anderson, IN 46012	 

Total selected locations: 2

Downloading this spreadsheet will provide a list of Locations IDs

[Back](#) [Next](#)

10. Upload your construction contract, permitting, or other evidence that is relevant to all locations selected. After you have uploaded your evidence, click the “Next” button.



**Create a Challenge**

1. Challenge Category > 2. Challenge Type > 3. Challenge Details > 4. Select Locations > **5. Evidence & Documentation** > 6. Attestation

**Provide Evidence & Documentation for your Planned Service Challenge**

Please submit evidence to support your challenge. The state broadband office reserves the right to request more information at any point in the challenge process. For questions that require file upload, please compress all files over 100MB in size to a .zip file. Total file upload size is capped at 500MB.

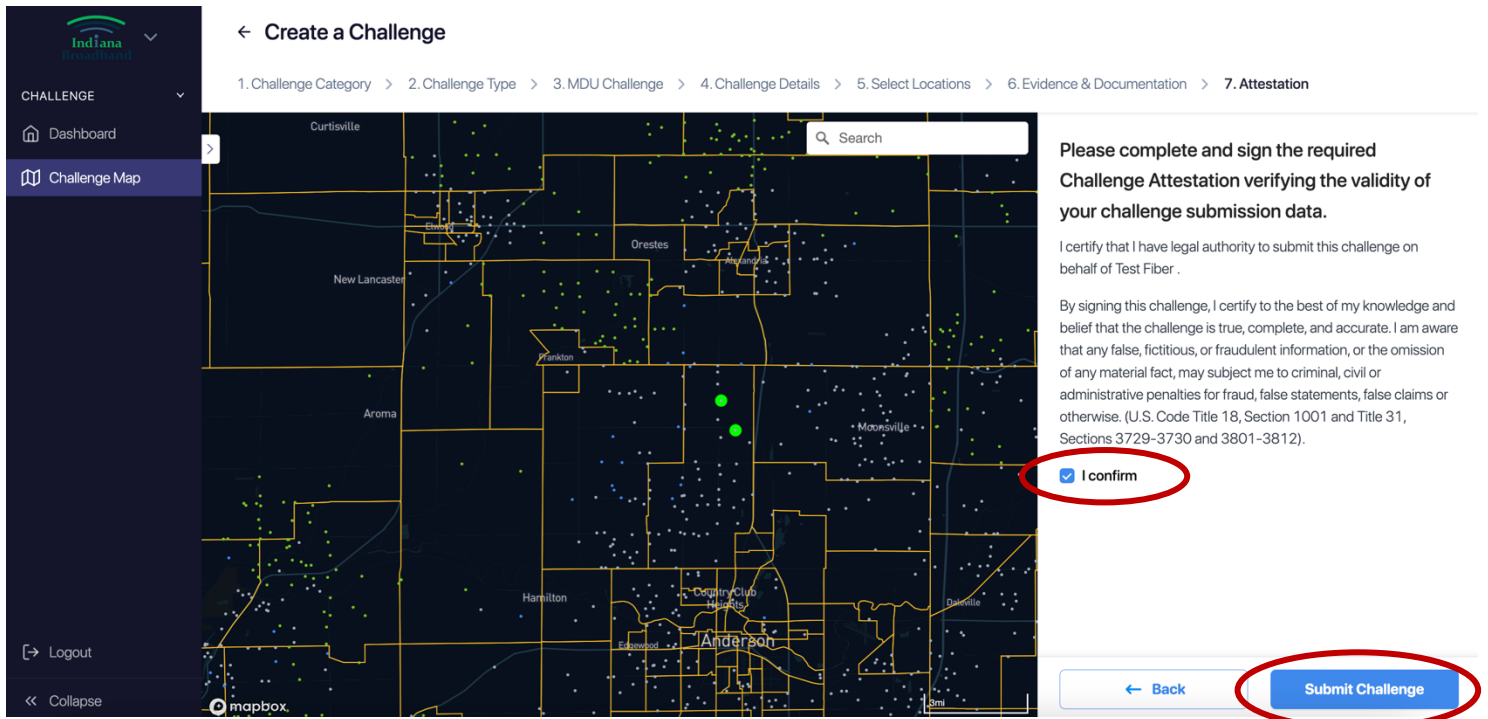
\* 1. Please upload any construction contracts or similar evidence of on-going deployment, along with evidence that all necessary permits have been applied for or obtained.

Click or drag file to this area to upload  
Support for a single or bulk upload.

2. Please upload contracts or a similar binding agreement between the Eligible Entity and the provider committing that planned service will meet the BEAD definition and requirements of reliable and qualifying broadband even if not required by its funding source (i.e., a separate federal grant program) by the expected date deployment, which must be on or before June 30, 2024.

[Back](#) [Next](#)

11. Complete your attestation by clicking the checkbox “I confirm.” Then, press the “Submit Challenge” button.



### After Submission

After every challenge is submitted, the Indiana Broadband Office will review the information submitted to confirm it meets the minimum level of evidence required for its challenge type. You can track the status of your submitted challenges and whether they have passed initial review on your main dashboard page. If a challenge you submit does not pass initial review, you will have an opportunity to make the needed revisions until the Challenge Phase is over on April 3, 2024.

### Technical Assistance

The Indiana Broadband Office and its contractors can provide technical assistance to permissible challengers as they prepare their submissions. If you need help with the challenge portal or in putting together your .csv file, please contact the Indiana Broadband Office at [IndianaBroadband@iot.in.gov](mailto:IndianaBroadband@iot.in.gov).