
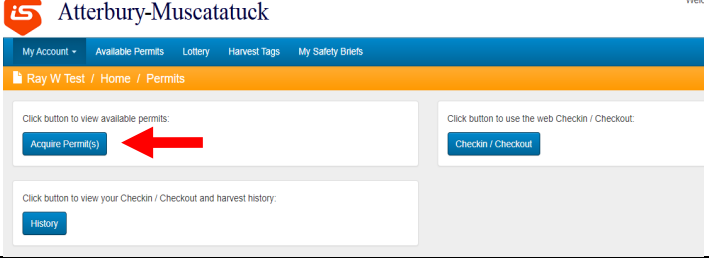
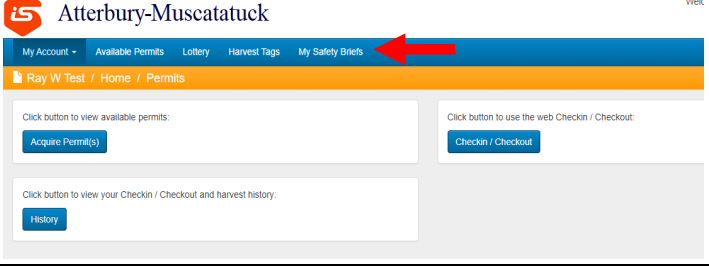
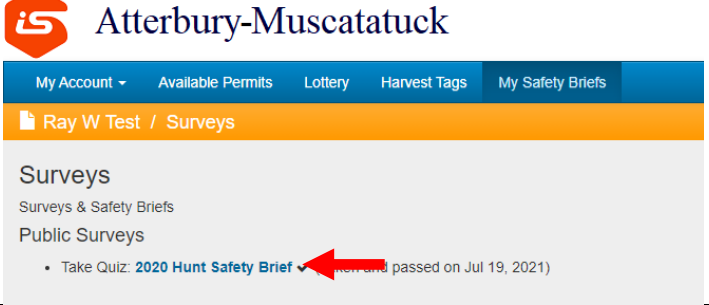





ATTERBURY-MUSCATATUCK

#2 How to Acquire Permits

<p>1</p>	<p>1. Login Atterbury iSportsman Page a. https://atterbury.isportsman.net/</p>	
<p>2</p>	<p>1. Click on Acquire Permits a. Note: If no permits are visible, ensure you have completed all required validations 2. If validations are required continue to 3 3. If validations are complete skip to 6</p>	
<p>3</p>	<p>1. Click on My Safety Briefs</p>	
<p>4</p>	<p>1. Watch the required Safety Brief a. Note: Video can be paused at any time to slow it down 2. Complete the test for the Safety Brief Validation</p>	
<p>5</p>	<p>1. Complete the validation Process through one of the following methods; a. Come to building 241 Monday-Friday 07:30 -15:00 with your ID and hunters education documentation b. email your hunters education documentation and sponsoring organization (i.e. IDNR) from your @mail.mil account to ng.in.inarng.mbx.hunting-program@mail.mil (allow 2-3 business days for processing remote requests)</p>	



ATTERBURY-MUSCATATUCK

#2 How to Acquire Permits

6	<ol style="list-style-type: none"> 1. Select your desired permit from the available list. 2. Click on button to add the permit to your cart 													
7	<ol style="list-style-type: none"> 1. Click view cart and checkout when all desired permits are added. 													
8	<ol style="list-style-type: none"> 1. Double check that all permits are correct. 2. Click on the checkout button. 3. If your permit does not have a cost see 8a and 8b. If your permit has an associated fee continue to step 9. 	<table border="1"> <thead> <tr> <th>Permits</th> <th>Name</th> <th>Date</th> <th>Total</th> </tr> </thead> <tbody> <tr> <td>Remove</td> <td>2021 Fishing Permit</td> <td>Jul 26, 2021 - Mar 31, 2022</td> <td>FREE</td> </tr> <tr> <td colspan="3"></td> <td>Subtotal: \$0.00</td> </tr> </tbody> </table>	Permits	Name	Date	Total	Remove	2021 Fishing Permit	Jul 26, 2021 - Mar 31, 2022	FREE				Subtotal: \$0.00
Permits	Name	Date	Total											
Remove	2021 Fishing Permit	Jul 26, 2021 - Mar 31, 2022	FREE											
			Subtotal: \$0.00											
8a	<ol style="list-style-type: none"> 1. If your desired permit does not have a cost you will see this screen, confirm your order by clicking the confirm button. 													
8b	<ol style="list-style-type: none"> 1. Your permit will now appear on your homepage under "My Permits." 													



ATTERBURY-MUSCATATUCK

#2 How to Acquire Permits

9	<ol style="list-style-type: none">1. If your permit has a fee associated with it you will need to;<ol style="list-style-type: none">a. Verify billing information.b. Choose your payment method.c. Verify billing address.	<p>Payment</p> <p>Verify your billing information</p> <p>First Name * John</p> <p>Middle Initial</p> <p>Last Name * Test</p> <p>Email Address test@ui@email.com</p> <p>Amount \$ 5.00 Total amount due</p> <p>Payment Method * Credit Card Payment</p> <p>Billing Address</p> <p>Verify your Billing Address</p> <p>Address * 123 Test Street</p> <p>City * Edinburgh</p> <p>State * Indiana</p> <p>Zip Code * 46124</p>
10	<ol style="list-style-type: none">1. Enter payment information.2. Click on the next step button.	<p>State Indiana</p> <p>Zip Code * 46124</p> <p>Credit Card</p> <p>Enter your information exactly how it appears on the card</p> <p>Card Number * This field is required.</p> <p>Expiration * / /</p> <p>CVM * Your 3 or 4 digit Cardholder Verification Method</p> <p>A charge for Pay.gov will appear on your credit card statement</p> <p>Next Step Cancel</p>
11	<ol style="list-style-type: none">1. Verify billing information.2. Choose your payment method.3. Verify billing address.	<p>Payment</p> <p>Verify your billing information</p> <p>First Name * Ray</p> <p>Middle Initial</p> <p>Last Name * Webbins</p> <p>Email Address caenvironmentaloffice@gmail.com</p> <p>Amount \$ 5.00 Total amount due</p> <p>Payment Method * Credit Card Payment</p> <p>Billing Address</p> <p>Verify your Billing Address</p> <p>Address * PO Box: 5000 Bldg 241</p> <p>City * Edinburgh</p> <p>State * Indiana</p> <p>Zip Code * 46124</p>
12	<ol style="list-style-type: none">1. Click the make payment button.<ol style="list-style-type: none">a. All sales are final, no refunds will be available. Please ensure you are purchasing the intended permit before payment2. Confirm your transaction<ol style="list-style-type: none">a. Note: Your permit will now show up on your home page	<p>Warning</p> <p>You are about to be charged \$5.00. Press "Make Payment" to make this payment.</p> <p>Make Payment</p>