


# Indiana Department of Correction

## Division of Data Analytics



**Offender Population Statistical Report**  
**- JULY 2020 -**  
**Rob Carter, Commissioner**

**Indiana Department of Correction  
Indiana Government Center South, Room E334  
302 W. Washington Street  
Indianapolis, IN 46204**

**Prepared by:  
Chris Yirenkyi, Data Analyst  
(317) 233-4765  
[cyirenkyi@idoc.in.gov](mailto:cyirenkyi@idoc.in.gov)**

**This report and previous reports may be found at:**

**<http://www.in.gov/idoc/2376.htm>**



## Definitions

For the purpose of this report, the following definitions apply:

**Admission** – The means by which an offender enters the custody or jurisdiction of the Indiana Department of Correction. For this report, with the exception of the return of an escapee, this does not include a return from a temporary absence.

**Average Daily Population** – The sum of the daily beginning counts for a month, divided by that month's number of daily beginning counts.

**Beginning Count** – The number of offenders physically present at the beginning of the day (ie, 0000:01 hours).

**Class A Felony** – An offense whereby a person convicted of this felony shall be imprisoned for a fixed term of thirty years, with not more than twenty years added for aggravating circumstances, or not more than ten years subtracted for mitigating circumstances.

**Class B Felony** – An offense whereby a person convicted of this felony shall be imprisoned for a fixed term of ten years, with not more than ten years added for aggravating circumstances, or not more than four years subtracted for mitigating circumstances.

**Class C Felony** – An offense whereby a person convicted of this felony shall be imprisoned for a fixed term of four years, with not more than four years added for aggravating circumstances, or not more than two years subtracted for mitigating circumstances.

**Class D Felony** – An offense whereby a person convicted of this felony shall be imprisoned for a fixed term of one and one-half years, with not more than one and one-half years added for aggravating circumstances, or not more than one year subtracted for mitigating circumstances.

**Class 1 Felony** – An offense whereby a person convicted of this felony shall be imprisoned with a sentence range of 20-40 years, with not more than twenty years added as a habitual offender enhancement.

**Class 2 Felony** – An offense whereby a person convicted of this felony shall be imprisoned with a sentence range of 10-30 years, with not more than twenty years added as a habitual offender enhancement.

**Class 3 Felony** – An offense whereby a person convicted of this felony shall be imprisoned with a sentence range of 3-16 years, with not more than twenty years added as a habitual offender enhancement.

**Class 4 Felony** – An offense whereby a person convicted of this felony shall be imprisoned with a sentence range of 2-12 years, with not more than twenty years added as a habitual offender enhancement.

**Class 5 Felony** – An offense whereby a person convicted of this felony shall be imprisoned with a sentence range of 1-6 years, with not more than six years added as a habitual offender enhancement.

**Class 6 Felony** – An offense whereby a person convicted of this felony shall be imprisoned with a sentence range of 0.5-2.5 years, with not more than six years added as a habitual offender enhancement.

**Contracted Beds** - Those offenders who have been committed to the Indiana Department of Correction, but are housed in a local work release facility under contract of a 3rd party provider.

**County Jail "Back-ups" (Jail Bed Count)** – Those offenders who have been committed to the Indiana Department of Correction, but are housed in a county jail until they can be transferred to a Department of Correction intake facility. The county receives \$35.00 per day, per offender, to house these offenders.

**Ending Count** – The number of offenders physically present at the end of the day (ie, 2400:00 hours).

**Felon** – A person convicted in any jurisdiction who might have been imprisoned for more than one year.

**Murder** - An offense whereby a person convicted of this felony shall be imprisoned for a fixed term of fifty-five years, with not more than ten years added for aggravating circumstances, or not more than ten years subtracted for mitigating circumstances.

## Definitions Continued

**Operational Capacity** – The total bed capacity of the facility. The capacity of a facility is the number of beds authorized for safe and efficient operation of the facility.

**Pre-Dispositional** – An individual ordered by the Court to the Indiana Department of Correction for evaluation prior to sentencing.

**Release** – The means by which an offender leaves the custody or jurisdiction of the Indiana Department of Correction. For this report, with the exception of an escape, this does not include a temporary absence.

**Safekeeper** – An individual whom the Court has determined to be in imminent danger of serious bodily injury or death, or who represents a substantial threat to the safety of others, and whom the Court has ordered to the Indiana Department of Correction for custody and security control.

**Maximum Level Facilities** – Maximum security facilities have very restrictive security measures and housing is celled space.

**Medium Level Facilities** – Medium security facilities have moderate degree of security measures and housing consists of dormitories and celled space.

**Minimum Level Facilities** – Minimum Security Facilities have the least restrictive security measures and housing is dormitory style. Also included as minimum security are work release program offenders who leave the facility for outside employment but return nightly.

**Intake Facilities** – Intake facilities are designated to receive newly committed adult offenders. During the intake process each offender is evaluated through interviews, reports and diagnostic tests. This evaluation forms the basis of the offenders' facility and program assignment.

**Secure Housing Units** – Denotes maximum control with the most restrictive security measures in place.

**Vacancy** – The number of beds available for assignment.

**Juvenile Diagnostic/Walkthrough** – A Juvenile court can order a youth to the Department of Correction to be temporarily committed for not more than 14 days (excluding Saturdays, Sundays and Legal holidays) for the purpose of an evaluation. The youth must be adjudicated delinquent and the order has to be prior to disposition. The department will send a report to the court of the written findings.

## **Indiana Department of Correction Population Summary**

- There were 23,267 adult male offenders (including 625 county jail “back-ups” and 82 in contracted beds) on August 01, 2020. This population is 7% below operational bed capacity for general population.
- There were 2,424 adult female offenders (including 56 county jail “back-ups” and 27 in contracted beds) on August 01, 2020. This population is 13% below the operational bed capacity.
- There were 294 juvenile male offenders in the Department’s facilities on August 01, 2020. This population is 47% below the operational bed capacity.
- There were 28 juvenile female offenders in the Department’s facilities on August 01, 2020. This population is 53% below the operational bed capacity.
- There were 5,621 adult males on parole in Indiana (5,157 Indiana parolees and 464 other jurisdiction parolees) August 01, 2020.
- There were 686 adult females on parole in Indiana (633 Indiana parolees and 53 other jurisdiction parolees) on August 01, 2020.
- There were 492 adults admitted to IDOC (411 males and 81 females) and 881 adults released from IDOC (751 males and 130 females) in July 2020.
- There were 20 juveniles admitted to IDOC (17 males and 3 females) and 38 juveniles released from IDOC (37 males and 1 females) in July 2020.

**Indiana Department of Correction  
Human Resource Report**

**July 31, 2020**

**ADULT FACILITIES**

Facility	Total Staff*	Custody Staff	Non-Custody	Vacancies	Hires - Rehires	Retired - Terminated	Inter-Agency		Contract/Vendor		
							In	Out	Aramark	Health	Education
Branchville Correctional Facility	249	172	77	27	3	8	0	0	10	32	6
Chain O'Lakes Correctional Facility	29	22	7	2	1	2	0	0	4	2	0
Correctional Industrial Facility	276	210	66	91	7	14	0	0	13	23	3
Edinburgh Correctional Facility	67	51	16	5	2	5	0	0	7	6	1
Indiana State Prison/Lakeside	480	364	116	91	9	17	1	0	20	44	3
Indiana Women's Prison	184	131	53	9	3	6	1	0	6	22	5
Madison Correctional Facility	203	144	59	12	9	5	0	0	7	26	2
Miami Correctional Facility	399	283	116	156	25	38	0	0	30	57	10
New Castle Correctional Facility**	410	274	136	132	0	0	0	0	28	63	15
Pendleton Correctional Facility	384	262	122	142	18	12	0	0	18	51	1
Plainfield Correctional Facility	330	239	91	64	11	11	0	0	29	40	8
Putnamville Correctional Facility	408	292	116	115	5	17	2	1	22	42	10
Reception-Diagnostic Center	209	163	46	38	4	7	0	0	0	27	0
Rockville Correctional Facility	228	156	72	38	8	9	0	0	14	38	6
South Bend Comm. Re-Entry Center	39	26	13	4	1	0	0	0	3	3	0
Heritage Trail DOC Staff	22	0	22	3	0	0	0	0	0	12	8
Heritage Trail GEO Staff**	192	116	76	33	0	0	0	0	4	11	0
Wabash Valley Correctional Facility	572	447	125	76	7	18	0	0	37	61	4
Westville Correctional Facility	637	476	161	133	7	15	3	2	29	63	9
<b>Total</b>	<b>5,318</b>	<b>3,828</b>	<b>1,490</b>	<b>1,171</b>	<b>120</b>	<b>184</b>	<b>7</b>	<b>3</b>	<b>281</b>	<b>623</b>	<b>91</b>

**JUVENILE FACILITIES**

Facility	Total Staff*	Custody Staff	Non-Custody	Vacancies	Hires - Rehires	Retired - Terminated	Inter-Agency		Contract/Vendor		
							In	Out	Aramark	Health	Education
Camp Summit	56	39	17	8	1	0	0	0	4	7	2
Logansport Intake/North Central	167	113	54	20	4	8	1	0	7	13	2
Pendleton Juvenile Correctional	220	150	70	73	15	6	0	0	8	17	4
<b>Total</b>	<b>443</b>	<b>302</b>	<b>141</b>	<b>101</b>	<b>20</b>	<b>14</b>	<b>1</b>	<b>0</b>	<b>19</b>	<b>37</b>	<b>8</b>

**ADMINISTRATIVE**

Central Office***	<b>Total</b>	<b>564</b>	<b>186</b>	<b>378</b>	<b>56</b>	<b>1</b>	<b>1</b>	<b>1</b>	<b>1</b>	<b>0</b>	<b>6</b>	<b>1.5</b>
-------------------	--------------	------------	------------	------------	-----------	----------	----------	----------	----------	----------	----------	------------

**TOTALS**

<b>STATE EMPLOYEE TOTAL</b>	<b>5,723</b>	<b>3,926</b>	<b>1,797</b>	<b>1,163</b>	<b>141</b>	<b>199</b>	<b>9</b>	<b>4</b>	<b>0</b>	<b>0</b>	<b>0</b>
<b>CONTRACT EMPLOYEE TOTAL</b>	<b>1,668</b>	<b>390</b>	<b>1,278</b>	<b>165</b>	<b>0</b>	<b>0</b>	<b>0</b>	<b>0</b>	<b>300</b>	<b>666</b>	<b>100</b>
<b>GRAND TOTAL</b>	<b>7,391</b>	<b>4,316</b>	<b>3,075</b>	<b>1,328</b>	<b>141</b>	<b>199</b>	<b>9</b>	<b>4</b>	<b>300</b>	<b>666</b>	<b>100</b>

\* Total Active Staff does not include those on disability, suspension, or leave with pay.

\*\* New Castle Correctional Facility and Heritage Trail are privately contracted institutions. Their hire/rehire and termination/reitre data is not provided to DOC.

\*\*\* Includes Technology Services Division, PEN Products, Staff Development and Training, and the Parole Division (counted as Custody Staff)

Note: Total staff, custody staff, non-custody staff, and vacancy data are as of the end of the month.

Hires and re-hires, retirements and terminations, intra-agency transfer in and transfer out are the total number of actions for the month.

Source: DOC Human Resource



# Offender Statistics



**Indiana Department of Correction**  
**Table 1**  
**Offender Population & Vacancy Numbers, by Facility Security Level**  
**August 1, 2020**

**Minimum Security - Adult MALE**

	<b>July Ending Count</b>	<b>General Population Vacancies</b>	<b>Programs &amp; Treatment Vacancies</b>	<b>Restricted Housing &amp; Infirmery Vacancies</b>	<b>Down Beds</b>	<b>Held Beds</b>
Chain O'Lakes	78	24	0	0	0	0
Edinburgh	249	95	0	0	0	0
Miami - MCA	172	33	0	0	0	1
New Castle - NCA	148	56	0	0	0	0
Pendleton - IRO	177	40	0	0	1	3
Westville - WCA	313	48	16	0	0	2
Wabash Valley - WVA	157	40	0	0	0	0
<b>Total</b>	<b>1,294</b>	<b>336</b>	<b>16</b>	<b>0</b>	<b>1</b>	<b>6</b>

**Re-Entry & Work Release - Adult MALE**

Bartholomew Co. Re-Entry	7	13	0	0	0	0
Chain O'Lakes Re-Entry	32	5	0	0	0	1
Lake Co. Re-Entry/M	7	3	0	0	0	0
South Bend Re-Entry	145	55	0	0	0	0
VOA/Hope Hall Re-Entry	40	0	0	0	0	0
Starke Co. PI - TC	28	0	20	0	0	0
<b>Total</b>	<b>259</b>	<b>76</b>	<b>20</b>	<b>0</b>	<b>0</b>	<b>1</b>

**Medium Security - Adult MALE**

	<b>July Ending Count</b>	<b>General Population Vacancies</b>	<b>Programs &amp; Treatment Vacancies</b>	<b>Restricted Housing &amp; Infirmery Vacancies</b>	<b>Down Beds</b>	<b>Held Beds</b>
Branchville	1,317	126	86	3	0	1
Correctional Industrial	1,341	127	10	14	0	3
Indiana State Prison ISO	327	58	0	0	0	2
Plainfield	1,426	73	6	10	172	9
Putnamville	1,982	172	33	0	330	0
Heritage Trail	759	152	0	0	0	5
Westville	2,306	292	118	65	135	23
New Castle	2,315	59	38	18	1	13
<b>Total</b>	<b>11,773</b>	<b>1,059</b>	<b>291</b>	<b>110</b>	<b>638</b>	<b>56</b>



Table 1 (Cont.)

<b>Maximum Security - Adult MALE</b>						
--------------------------------------	--	--	--	--	--	--

	<b>July Ending Count</b>	<b>General Population Vacancies</b>	<b>Programs &amp; Treatment Vacancies</b>	<b>Restricted Housing &amp; Infirmery Vacancies</b>	<b>Down Beds</b>	<b>Held Beds</b>
Miami	2,698	70	1	13	198	3
Indiana State Prison	1,943	68	13	18	17	14
Pendleton	1,410	17	4	2	11	5
Pendleton Treatment Unit	177	0	38	0	40	3
ISR Secure Housing Unit	60	0	0	4	2	3
New Castle Annex	408	17	0	44	4	0
New Castle Mental Health	115	0	12	0	0	0
WCU Secure Housing Unit	104	0	0	3	3	0
Wabash Valley	1,702	30	35	3	7	8
WVS Secure Housing Unit	186	0	0	22	6	2
Reception Diag. Center	519	172	0	0	17	0
<b>Total</b>	<b>9,322</b>	<b>374</b>	<b>103</b>	<b>109</b>	<b>305</b>	<b>38</b>

<b>Minumum Security &amp; Re-Entry - Adult FEMALE</b>						
---	--	--	--	--	--	--

	<b>July Ending Count</b>	<b>General Population Vacancies</b>	<b>Programs &amp; Treatment Vacancies</b>	<b>Restricted Housing &amp; Infirmery Vacancies</b>	<b>Down Beds</b>	<b>Held Beds</b>
Madison	620	228	0	0	0	0
Jefferson Co. Re-Entry	54	18	0	0	0	0
Crane House	27	18	0	0	0	0
<b>Total</b>	<b>701</b>	<b>264</b>	<b>0</b>	<b>0</b>	<b>0</b>	<b>0</b>

<b>Medium Security - Adult FEMALE</b>						
---------------------------------------	--	--	--	--	--	--

Rockville	933	52	47	16	0	0
<b>Total</b>	<b>933</b>	<b>52</b>	<b>47</b>	<b>16</b>	<b>0</b>	<b>0</b>

<b>Maximum Security - Adult FEMALE</b>						
--	--	--	--	--	--	--

Women's Prison	645	62	16	3	0	1
Rockville Intake	96	116	0	0	0	0
<b>Total</b>	<b>741</b>	<b>178</b>	<b>16</b>	<b>3</b>	<b>0</b>	<b>1</b>

<b>JAIL BED COUNT</b>						
-----------------------	--	--	--	--	--	--

Adult Male	625	N/A	N/A	N/A	N/A	N/A
Adult Female	<u>56</u>	<u>N/A</u>	<u>N/A</u>	<u>N/A</u>	<u>N/A</u>	<u>N/A</u>
<b>Total</b>	<b>681</b>					

Table 1 (Cont.)

<b>JUVENILE OFFENDERS</b>
---------------------------

**Juvenile Male**

	July Ending Count	General Population Vacancies	Programs & Treatment Vacancies	Restricted Housing & Infirmery Vacancies	Down Beds	Held Beds
North Central Juvenile Correctional Facility	118	56	0	0	0	0
Pendleton Juvenile Correctional Facility	176	201	0	10	0	4
<b>Total</b>	<b>294</b>	<b>257</b>	<b>0</b>	<b>10</b>	<b>0</b>	<b>4</b>

**Juvenile Female**

LaPorte Juvenile Correctional Facility	28	31	0	3	0	0
--	----	----	---	---	---	---

<b>TOTALS</b>
---------------

	July Ending Count	General Population Vacancies	Programs & Treatment Vacancies	Restricted Housing & Infirmery Vacancies	Down Beds	Held Beds
GRAND TOTAL FOR ALL ADULT MALES (Includes Jail Bed Count and Contracted Beds)	23,273	1,845	430	219	944	101
TOTAL FOR ADULT MALES IDOC FACILITIES ONLY	22,566	1,829	410	219	944	101
GRAND TOTAL FOR ALL ADULT FEMALES (Includes Jail Bed Count and Contracted Beds)	2,431	494	63	19	0	1
TOTAL FOR ADULT FEMALES IDOC FACILITIES ONLY	2,348	458	63	19	0	1
TOTAL FOR JUVENILE MALES	294	257	0	10	0	4
TOTAL FOR JUVENILE FEMALES	28	31	0	3	0	0
<b>GRAND TOTAL FOR THE DEPARTMENT (Includes Jail Bed Count and Contracted Beds)</b>	<b>26,026</b>	<b>2,627</b>	<b>493</b>	<b>251</b>	<b>944</b>	<b>106</b>
<b>GRAND TOTAL FOR THE DEPARTMENT (Excludes Jail Bed Count and Contracted Beds)</b>	<b>25,236</b>	<b>2,575</b>	<b>473</b>	<b>251</b>	<b>944</b>	<b>106</b>

Sources: Planning Division Facility Body Count Report  
 Planning Division Juvenile Daily Count Report  
 OIS - Jail Bed Count  
 Operational Support Services - Vacancy Report

**Indiana Department of Correction**  
**Table 2**  
**Operational Capacity Compared to Population, by Facility**  
**August 1, 2020**

<b>Minimum Security - Adult MALE</b>					
	<b>June</b>	<b>July</b>	<b>July</b>	<b>July</b>	<b>Percent +/-</b>
	<b>Operational</b>	<b>Operational</b>	<b>Adjusted</b>	<b>Ending</b>	<b>Capacity</b>
	<b>Capacity</b>	<b>Capacity</b>	<b>Operational</b>	<b>Count</b>	
			<b>Capacity*</b>		
Chain O'Lakes	102	102	102	78	-24%
Edinburgh	344	344	344	249	-28%
Miami - MCA	204	204	205	172	-16%
New Castle - NCA	204	204	204	148	-27%
Pendleton - IRO	220	220	217	177	-18%
Westville - WCA	379	379	361	313	-13%
Wabash Valley - WVA	<u>198</u>	<u>198</u>	<u>197</u>	<u>157</u>	<u>-20%</u>
<b>Total</b>	<b>1,651</b>	<b>1,651</b>	<b>1,630</b>	<b>1,294</b>	<b>-21%</b>

<b>Re-Entry &amp; Work Release - Adult MALE</b>					
Bartholomew Co. Re-Entry	20	20	40	7	-83%
Chain O'Lakes Re-Entry	38	38	37	32	-14%
Lake Co. Re-Entry/M	10	10	10	7	-30%
South Bend Re-Entry	201	201	200	145	-28%
VOA/Hope Hall Re-Entry	25	40	40	40	0%
Starke Co. PI - TC	<u>48</u>	<u>48</u>	28	28	0
<b>Total</b>	<b>342</b>	<b>357</b>	<b>355</b>	<b>259</b>	<b>-27%</b>

<b>Medium Security - Adult MALE</b>					
Branchville	1,533	1,533	1,443	1,317	-9%
Correctional Industrial	1,495	1,495	1,468	1,341	-9%
Indiana State Prison ISO	385	385	385	327	-15%
Plainfield	1,752	1,696	1,499	1,426	-5%
Putnamville	2,517	2,517	2,154	1,982	-8%
Heritage Trail	916	916	911	759	-17%
Westville	2,941	2,941	2,598	2,306	-11%
New Castle	2,431	2,431	2,374	2,315	-2%
<b>Total</b>	<b>13,970</b>	<b>13,914</b>	<b>12,832</b>	<b>11,773</b>	<b>-8%</b>

Table 2 (Cont.)

<b>Maximum Security - Adult MALE</b>					
--------------------------------------	--	--	--	--	--

	May Operational Capacity	July Operational Capacity	July Adjusted Operational Capacity*	July Ending Count	Percent +/- Capacity
Miami	2,984	2,984	2,768	2,698	-3%
Indiana State Prison	2,077	2,077	1,998	1,943	-3%
Pendleton	1,449	1,449	1,427	1,410	-1%
Pendleton Treatment Unit	260	260	177	177	0%
ISR Secure Housing Unit	69	69	60	60	0%
New Castle Annex	486	486	425	408	-4%
New Castle Mental Health	128	128	115	115	0%
WCU Secure Housing Unit	110	110	104	104	0%
Wabash Valley	1,785	1,785	1,732	1,702	-2%
WVS Secure Housing Unit	216	216	186	186	0%
Reception Diag. Center	<u>695</u>	<u>695</u>	<u>519</u>	<u>519</u>	<u>0%</u>
<b>Total</b>	<b>10,259</b>	<b>10,259</b>	<b>9,511</b>	<b>9,322</b>	<b>-2%</b>

<b>Mininum Security &amp; Re-Entry - Adult FEMALE</b>					
---	--	--	--	--	--

Madison	848	848	848	620	-27%
Jefferson Co. Re-Entry	72	72	72	54	-25%
Crane House	45	45	45	27	-40%
<b>Total</b>	<b>965</b>	<b>965</b>	<b>965</b>	<b>701</b>	<b>-27%</b>

<b>Medium Security - Adult FEMALE</b>					
---------------------------------------	--	--	--	--	--

Rockville	<u>1,041</u>	<u>1,041</u>	<u>985</u>	<u>933</u>	-5%
<b>Total</b>	<b>1,041</b>	<b>1,041</b>	<b>985</b>	<b>933</b>	<b>-5%</b>

<b>Maximum Security - Adult FEMALE</b>					
--	--	--	--	--	--

Women's Prison	727	707	707	645	-9%
Rockville Intake	<u>212</u>	<u>212</u>	<u>96</u>	<u>96</u>	<u>0%</u>
<b>Total</b>	<b>939</b>	<b>919</b>	<b>803</b>	<b>741</b>	<b>-8%</b>

<b>JAIL BED COUNT**</b>					
-------------------------	--	--	--	--	--

Adult Male	458	625	625	625	0%
Adult Female	<u>41</u>	<u>56</u>	<u>56</u>	<u>56</u>	<u>0%</u>
<b>Total</b>	<b>499</b>	<b>681</b>	<b>681</b>	<b>681</b>	<b>0%</b>

<b>JUVENILE OFFENDERS</b>					
---------------------------	--	--	--	--	--

	<b>Juvenile Male</b>				
North Central Juvenile Correctional Facility	174	174	174	118	-32%
Pendleton Juvenile Correctional Facility	<u>391</u>	<u>391</u>	<u>377</u>	<u>176</u>	<u>-53%</u>
<b>Total</b>	<b>565</b>	<b>565</b>	<b>551</b>	<b>294</b>	<b>-47%</b>

Table 2 (Cont.)

**Juvenile Female**

	<b>May Operational Capacity</b>	<b>July Operational Capacity</b>	<b>July Adjusted Operational Capacity*</b>	<b>July Ending Count</b>	<b>Percent +/- Capacity</b>
LaPorte Juvenile Correctional Facility	62	62	59	28	-53%

**TOTALS**

	<b>June Operational Capacity</b>	<b>July Operational Capacity</b>	<b>July Adjusted Operational Capacity*</b>	<b>July Ending Count</b>	<b>Percent +/- Capacity</b>
GRAND TOTAL FOR ALL ADULT MALES (Includes Jail Bed Count and Contracted Beds)	26,680	26,806	24,953	23,273	-7%
TOTAL FOR ADULT MALES IDOC FACILITIES ONLY	26,119	26,063	24,210	22,566	-7%
GRAND TOTAL FOR ALL ADULT FEMALES (Includes Jail Bed Count and Contracted Beds)	2,986	2,981	2,809	2,431	-13%
TOTAL FOR ADULT FEMALES IDOC FACILITIES ONLY	2,900	2,880	2,708	2,348	-13%
TOTAL FOR JUVENILE MALES	565	565	551	294	-47%
TOTAL FOR JUVENILE FEMALES	62	62	59	28	-53%
<b>GRAND TOTAL FOR THE DEPARTMENT (Includes Jail Bed Count** and Contracted Beds)</b>	<b>30,293</b>	<b>30,414</b>	<b>28,372</b>	<b>26,026</b>	<b>-8%</b>
<b>GRAND TOTAL FOR THE DEPARTMENT (Excludes Jail Bed Count and Contracted Beds)</b>	<b>29,646</b>	<b>29,570</b>	<b>27,528</b>	<b>25,236</b>	<b>-8%</b>

\*Adjusted Operational Capacity includes Intake Beds and excludes Down, Held, and Segregation/Infirmary, and Program/Treatment Hold Beds.

\*\*Jail Bed Counts - IDOC offender Jail Bed holding is demand-based, therefore Jail Bed Percent Capacity is always 0%. Jail Bed Operational Capacity is determined by each county's availability and fluctuates from month to month.

Sources: Planning Division Facility Body Count Report  
 Planning Division Juvenile Daily Count Report  
 OIS - Jail Bed Count  
 Operational Support Services - Vacancy Report

**Indiana Department of Correction**  
**Table 3**  
**Facility Population on the First Day of Each Month**  
**(Excludes County Jail "Back-ups" & Contracted Beds)**

	<b>Adult</b>	<b>Adult</b>	<b>Juvenile</b>	<b>Juvenile</b>	
<b><u>2019</u></b>	<b><u>Male</u></b>	<b><u>Female</u></b>	<b><u>Male</u></b>	<b><u>Female</u></b>	<b><u>Total</u></b>
January	23,970	2,500	365	38	26,873
February	23,876	2,481	382	41	26,780
March	23,963	2,481	386	40	26,870
April	24,030	2,488	383	44	26,945
May	24,103	2,522	372	34	27,031
June	24,138	2,549	360	36	27,083
July	24,181	2,596	355	34	27,166
August	24,186	2,574	367	43	27,170
September	24,285	2,630	373	39	27,327
October	24,264	2,614	376	39	27,293
November	24,274	2,582	368	39	27,263
December	24,259	2,564	360	28	27,211
	<b>Adult</b>	<b>Adult</b>	<b>Juvenile</b>	<b>Juvenile</b>	
<b><u>2020</u></b>	<b><u>Male</u></b>	<b><u>Female</u></b>	<b><u>Male</u></b>	<b><u>Female</u></b>	<b><u>Total</u></b>
January	24,294	2,569	325	25	27,213
February	24,238	2,544	342	21	27,145
March	24,253	2,540	349	23	27,165
April	24,294	2,553	350	24	27,221
May	23,844	2,502	348	27	26,721
June	23,328	2,472	347	29	26,176
July	22,895	2,412	309	26	25,642
August	22,560	2,341	294	28	25,223

Source: Research Division Juvenile Daily Count Report

**Indiana Department of Correction**  
**Table 4**  
**Parole Caseload on August 05, 2020**

<u>Parole District</u>	<b>Indiana Parolees</b>		<b>Other Jurisdiction</b>		<u>Total</u>
	<u>Adult Male</u>	<u>Adult Female</u>	<u>Adult Male</u>	<u>Adult Female</u>	
<i>Interstate Compact (PD0)*</i>	364	34	<b>464</b>	<b>53</b>	<b>915</b>
	<u>District Supervision Breakdown as follows:</u>				
Re-Entry Parole (PD1)	311	50	23	4	<b>388</b>
Fort Wayne (PD2)	656	82	61	3	<b>802</b>
Indianapolis (PD3)	1159	107	79	4	<b>1,349</b>
Evansville (P4A)	426	47	49	7	<b>529</b>
Terre Haute (P4B)	390	49	23	6	<b>468</b>
Bloomington (PD5)	319	46	31	6	<b>402</b>
Gary (PD6)	376	20	52	4	<b>452</b>
New Castle (PD7)	623	109	42	8	<b>782</b>
South Bend (PD8)	611	53	72	6	<b>742</b>
Madison (PD9)	286	70	32	5	<b>393</b>
<b>Total</b>	<b>5,521</b>	<b>667</b>	<b>464</b>	<b>53</b>	<b>6,705</b>

**Total Parole Population on the First Day of Each Month**

<u>Calendar Year 2020</u>	<b>Indiana Parolees</b>		<b>Other Jurisdiction</b>		<u>Total</u>
	<u>Adult Male</u>	<u>Adult Female</u>	<u>Adult Male</u>	<u>Adult Female</u>	
January	<b>5,430</b>	<b>625</b>	<b>443</b>	<b>55</b>	<b>6,553</b>
February	<b>5,339</b>	<b>617</b>	<b>448</b>	<b>53</b>	<b>6,457</b>
March	<b>5,199</b>	<b>625</b>	<b>445</b>	<b>57</b>	<b>6,326</b>
April	<b>5,244</b>	<b>626</b>	<b>439</b>	<b>57</b>	<b>6,366</b>
May	<b>5,364</b>	<b>647</b>	<b>437</b>	<b>54</b>	<b>6,502</b>
June	<b>5,473</b>	<b>665</b>	<b>419</b>	<b>51</b>	<b>6,608</b>
July	<b>5,516</b>	<b>662</b>	<b>419</b>	<b>47</b>	<b>6,644</b>
August	<b>5,521</b>	<b>667</b>	<b>464</b>	<b>53</b>	<b>6,705</b>

\* Includes Indiana parolees who are serving their parole in another state, as well as offenders from other States being supervised in Indiana (Interstate Compact)

Sources: Juvenile Services  
Parole Division



# Adult Offender Statistics





**Indiana Department of Correction**  
**Table 5**  
**Monthly Admissions and Releases- Adult Offenders**  
(Includes County Jail "Back-ups" & Contracted Beds)  
**July 2020**

<b>Admissions</b>	<b>Male</b>	<b>Female</b>	<b>Total</b>
New Commitments	162	43	205
Parole Violators - New Commits	12	2	14
Parole Violators - Technical	36	2	38
Unsentenced (Safekeepers)	0	0	0
Return from Esc - Sec/NonSec Facility	0	0	0
Return from Escape - Non-Secure Facility	0	0	0
Return from Escape - CTP Absconds	0	0	0
Court Supervision Violators - New Commits	67	12	79
Court Supervision Violators - Technical	127	22	149
Return from CTP - New Commits	1	0	1
Return from CTP - Technical	6	0	6
Unknown (Missing Data)	0	0	0
<b>Total Admissions</b>	<b>411</b>	<b>81</b>	<b>492</b>

<b>Releases</b>	<b>Male</b>	<b>Female</b>	<b>Total</b>
Parole	316	51	367
Probation	263	48	311
Escape Secure Facility	0	0	0
Walk-Away - Non-Secure Facility	1	0	1
Discharged	83	15	98
Unsentenced Discharged	0	0	0
Other (i.e. Death)	11	0	11
Community Transition Program (CTP)	75	16	91
CTP Absconds	2	0	2
Unknown (Missing Data)	0	0	0
<b>Total Releases</b>	<b>751</b>	<b>130</b>	<b>881</b>

*Of the 162 new commitments of male felons, 69 (42.6%) had a prior commitment.*

*Of the 43 new commitments of female felons, 11 (25.6%) had a prior commitment.*

*Effective July 1, 1998, misdemeanants are to be committed to DOC only under special circumstances (IC 11-12-6)*

*Sources: SAS-prsadm8.pgm, SAS - prisrel8.pgm*



**Indiana Department of Correction**

**Table 7**

**Release Type by County of Commitment - Adult Offenders**

**July 2020**

County	Release Type				Total	County	Release Type				Total
	Parole	Probation	Discharged	CTP			Parole	Probation	Discharged	CTP	
Adams	2	1	1	1	5	Madison	18	9	4	1	32
Allen	28	13	7	8	56	Marion	60	59	25	4	148
Bartholomew	9	6	0	2	17	Marshall	4	2	1	1	8
Benton	1	1	0	0	2	Martin	1	1	0	0	2
Blackford	1	0	0	2	3	Miami	1	0	0	0	1
Boone	1	1	0	0	2	Monroe	3	3	3	1	10
Brown	1	0	0	0	1	Montgomery	4	1	0	0	5
Carroll	0	1	0	0	1	Morgan	1	2	2	0	5
Cass	2	1	2	3	8	Newton	1	0	0	0	1
Clark	4	0	1	0	5	Noble	3	4	0	0	7
Clay	1	1	1	0	3	Ohio	1	2	0	0	3
Clinton	2	2	2	1	7	Orange	4	1	0	0	5
Crawford	0	0	0	0	0	Owen	2	2	0	0	4
Daviess	0	1	0	1	2	Parke	3	2	1	0	6
Dearborn	4	8	0	0	12	Perry	2	1	1	0	4
Decatur	2	5	0	3	10	Pike	1	0	0	2	3
DeKalb	2	2	1	1	6	Porter	5	3	1	0	9
Delaware	3	2	0	1	6	Posey	1	0	0	0	1
Dubois	0	1	0	1	2	Pulaski	0	0	0	1	1
Elkhart	13	15	4	1	33	Putnam	0	2	1	0	3
Fayette	0	2	0	2	4	Randolph	0	0	0	0	0
Floyd	8	3	0	0	11	Ripley	3	2	0	0	5
Fountain	0	0	0	1	1	Rush	0	2	0	0	2
Franklin	0	1	0	0	1	St. Joseph	12	10	0	2	24
Fulton	1	0	1	1	3	Scott	4	5	0	1	10
Gibson	2	1	0	2	5	Shelby	9	3	0	2	14
Grant	5	1	0	1	7	Spencer	0	1	0	0	1
Greene	0	5	0	2	7	Starke	1	0	0	2	3
Hamilton	4	5	1	1	11	Steuben	2	2	1	0	5
Hancock	3	3	0	0	6	Sullivan	2	0	0	0	2
Harrison	2	2	0	0	4	Switzerland	0	0	1	0	1
Hendricks	6	3	0	0	9	Tippecanoe	3	14	0	7	24
Henry	4	5	1	1	11	Tipton	0	1	0	0	1
Howard	3	3	3	7	16	Union	1	0	0	0	1
Huntington	5	7	1	0	13	Vanderburgh	16	9	6	5	36
Jackson	4	5	3	1	13	Vermillion	3	0	0	0	3
Jasper	0	0	0	0	0	Vigo	4	10	1	0	15
Jay	4	4	0	0	8	Wabash	2	3	2	2	9
Jefferson	3	3	1	2	9	Warren	1	1	0	0	2
Jennings	4	3	2	1	10	Warrick	1	0	0	2	3
Johnson	11	14	4	0	29	Washington	3	4	1	0	8
Knox	2	0	0	0	2	Wayne	9	2	2	0	13
Kosciusko	2	2	0	0	4	Wells	3	1	1	4	9
LaGrange	1	1	0	0	2	White	1	0	1	1	3
Lake	10	7	3	2	22	Whitley	1	1	0	3	5
LaPorte	5	5	1	0	11	Unknown	0	0	0	0	0
Lawrence	6	0	3	1	10	<b>Totals</b>	<b>367</b>	<b>311</b>	<b>98</b>	<b>91</b>	<b>867</b>

This data excludes Temporary Moves, Safekeepers, Predispositions, Escapes, Deaths, releases from CTP and releases from Out of State Parole.

\*"Unknown" represents offenders who were sentenced to DOC, but County of Commitment data was unavailable.

Source: prisrel7.pgm

**Indiana Department of Correction**  
**Table 8**  
**The Number of Department of Correction Offenders**  
**Held in County Jails\***  
**July 31, 2020.**

<u>County</u>	<u>Adult Male</u>	<u>Adult Female</u>	<u>County</u>	<u>Adult Male</u>	<u>Adult Female</u>	<u>County</u>	<u>Adult Male</u>	<u>Adult Female</u>
Adams	5	1	Hendricks	6	2	Pike	4	0
Allen	46	6	Henry**	3	0	Porter	7	0
Bartholomew	3	0	Howard	9	0	Posey	1	1
Benton	1	0	Huntington	3	1	Pulaski**	3	0
Blackford**	4	0	Jackson	9	0	Putnam**	2	0
Boone	3	0	Jasper	0	0	Randolph	0	0
Brown	2	0	Jay	8	3	Ripley	8	2
Carroll	0	0	Jefferson	3	0	Rush	1	1
Cass	2	0	Jennings	2	2	St. Joseph	7	0
Clark	15	0	Johnson	6	2	Scott	1	2
Clay	12	0	Knox**	5	0	Shelby	1	0
Clinton	7	3	Kosciusko	7	1	Spencer**	15	2
Crawford**	1	0	LaGrange	1	0	Starke	4	0
Daviess	4	0	Lake	21	1	Steuben	1	0
Dearborn	9	0	LaPorte	11	0	Sullivan	1	0
Decatur	5	2	Lawrence	4	2	Switzerland	3	0
DeKalb	5	1	Madison	20	0	Tippecanoe	31	1
Delaware	11	1	Marion	52	1	Tipton	0	1
Dubois	5	0	Marshall	11	2	Union	0	0
Elkhart	49	0	Martin	3	0	Vanderburgh	15	3
Fayette	7	0	Miami	5	0	Vermillion	1	0
Floyd	7	1	Monroe	7	1	Vigo	4	2
Fountain	0	0	Montgomery	5	0	Wabash	5	0
Franklin	2	0	Morgan	7	1	Warren	3	0
Fulton	3	0	Newton	3	0	Warrick	0	0
Gibson	7	1	Noble	3	0	Washington	2	0
Grant	9	0	Ohio	3	0	Wayne	15	1
Greene	12	1	Orange**	4	0	Wells**	5	2
Hamilton	11	1	Owen	3	0	White	2	0
Hancock	2	1	Parke	1	0	Whitley	4	0
Harrison**	2	0	Perry	3	0	<b>Total</b>	<b>625</b>	<b>56</b>

\* Data is based on known frequencies reported by the counties; some county data may be missing

\*\* County Jail Substance Abuse Programs

Source: Offender Movement

**Indiana Department of Correction**  
**Table 9**  
**Community Transition Program**  
**Average Daily Populations**

<u>Month</u>	<u>2016</u>	<u>2017</u>	<u>2018</u>	<u>2019</u>	<u>2020</u>
January	518	465	392	382	338
February	480	475	402	379	338
March	492	475	411	372	317
April	518	481	441	376	278
May	499	487	443	396	279
June	469	481	398	379	241
July	491	445	386	393	256
August	496	421	395	336	
September	509	400	387	330	
October	478	385	384	324	
November	470	389	366	323	
December	<u>461</u>	<u>372</u>	<u>381</u>	<u>339</u>	
<b>YEARLY AVERAGE</b>	<b>490</b>	<b>440</b>	<b>399</b>	<b>361</b>	<b>292</b>

Source: CTP Database and OIS Warmbody

**Indiana Department Of Correction**  
**Table 10**  
**Community Transition Program**  
**July 2020 Release Information (Felony Level A-D)**

<b>Total number of offenders eligible to be released =</b>		<b>134</b>
Felony A and B total =	110	
Felony C total =	19	
Felony D total =	5	
Murder =	0	
<b>Total number of offenders transitioned to counties for CTP =</b>		<b>17</b>
By default (lack of response from judge)		
Felony A or B =	0	
Felony C =	1	
Felony D =	0	
By approval by court order from judge		
Felony A or B =	14	
Felony C =	2	
Felony D =	0	
Murder =	0	
<b>Total number of offenders transitioned to counties then returned to DOC due to refusal (court ordered denial upon receipt of offender) =</b>		<b>0</b>
<b>Total number of court ordered denials =</b>		<b>79</b>
Felony A or B =	63	
Felony C =	12	
Felony D =	4	
Murder =	0	
<b>Total number of Felony A or B, or Murder denials by default (no response from judge) =</b>		<b>28</b>
<b>Total number of offenders who became ineligible after eligibility determined but prior to CTP commencement date (reasons include change in Earliest Possible Release Date, change in warrant status, released to probation or to parole, other miscellaneous) =</b>		<b>10</b>
Felony A or B =	5	
Felony C =	4	
Felony D =	1	
Murder =	0	

**Indiana Department Of Correction**  
**Table 10**  
**Community Transition Program**  
**July 2020 Release Information (Felony Level 1-6)**

<b>Total number of offenders eligible to be released =</b>		<b>294</b>
Felony 1 and 2 total =	10	
Felony 3 and 4 total =	94	
Felony 5 and 6 total =	190	
<b>Total number of offenders transitioned to counties for CTP =</b>		<b>73</b>
By default (lack of response from judge)		
Felony 1 and 2 total =	0	
Felony 3 and 4 total =	0	
Felony 5 and 6 total =	21	
By approval by court order from judge		
Felony 1 and 2 total =	2	
Felony 3 and 4 total =	22	
Felony 5 and 6 total =	28	
<b>Total number of offenders transitioned to counties then returned to DOC due to refusal (court ordered denial upon receipt of offender) =</b>		<b>0</b>
<b>Total number of court ordered denials =</b>		<b>173</b>
Felony 1 and 2 total =	6	
Felony 3 and 4 total =	47	
Felony 5 and 6 total =	120	
<b>Total number of Felony 1 or 2 denials by default (no response from judge) =</b>		<b>1</b>
<b>Total number of offenders who became ineligible after eligibility determined but prior to CTP commencement date (reasons include change in Earliest Possible Release Date, change in warrant status, released to probation or to parole, other miscellaneous) =</b>		<b>24</b>
Felony 1 and 2 total =	1	
Felony 3 and 4 total =	3	
Felony 5 and 6 total =	20	

Indiana Department of Correction  
Table 11  
Total Number of Felony Offenses  
Committed to the Indiana Department of Correction

July 2020

Felony Level	Primary Offense	Secondary Offense	Jul-20		This Calendar Year	
			SEX		SEX	
			F	M	F	M
A Felony	Arson (35-43-1-1)		-	-	-	1
	Burglary (35-43-2-1)		-	-	-	2
	Child Molesting (35-42-4-3)		-	-	-	8
	Dealing Cocaine or Narcotic Drug (35-48-4-1)		1	3	4	12
	Dealing Methamphetamine (35-48-4-1.1)		-	-	2	2
	Dealing Sched I, II, or III Cntrl Sub (35-48-4-2)		-	2	-	2
	Rape (35-42-4-1)		-	-	-	1
	Robbery (35-42-5-1)		-	-	-	4
<b>A Felony Total</b>			<b>1</b>	<b>5</b>	<b>6</b>	<b>32</b>

Felony Level	Primary Offense	Secondary Offense	Jul-20		This Calendar Year	
			SEX		SEX	
			F	M	F	M
B Felony	Aggravated Battery (35-42-2-1.5)		-	1	-	4
	Arson (35-43-1-1)		-	1	-	1
	Attempt to Commit a Felony (35-41-5-1)	Robbery (35-42-5-1)	-	2	-	2
	Battery (35-42-2-1)		-	-	-	1
	Burglary (35-43-2-1)		-	4	1	45
	Carjacking (35-42-5-2)		-	-	-	1
	Child Molesting (35-42-4-3)		-	-	-	3
	Criminal Confinement (35-42-3-3)		-	-	-	4
	Dealing Cocaine or Narcotic Drug (35-48-4-1)		1	3	5	27
	Dealing Methamphetamine (35-48-4-1.1)		-	9	7	22
	Dealing Sched I, II, or III Cntrl Sub (35-48-4-2)		-	1	4	7
	Felon in Possession of a Firearm (35-47-4-5)		-	2	-	8
	Neglect of a Dependent (35-46-1-4)		1	-	3	-
	Possession Methamphetamine (35-48-4-6.1)		-	-	1	3
	Possession of Cocaine or Narcotic Drug (35-48-4-6)		-	-	-	1
	Robbery (35-42-5-1)		-	6	-	24
	Sexual Misconduct with a Minor (35-42-4-9)		-	2	1	4
	<b>B Felony Total</b>			<b>2</b>	<b>31</b>	<b>22</b>

Felony Level	Primary Offense	Secondary Offense	Jul-20		This Calendar Year		
			SEX		SEX		
			F	M	F	M	
C Felony	Assisting a Criminal (35-44-3-2)		-	-	-	1	
	Auto Theft, Receiving Stolen Parts (35-43-4-2.5)		-	1	-	1	
	Battery (35-42-2-1)		-	-	-	8	
	Burglary (35-43-2-1)		-	1	1	11	
	Check Fraud (35-43-5-12)		-	-	1	-	
	Child Exploitation (35-42-4-4)		-	-	-	1	
	Child Molesting (35-42-4-3)		-	2	-	15	
	Contribute to Delinquency (35-46-1-8)		-	-	-	1	
	Corrupt Business Influence (35-45-6-2)		-	-	-	1	
	Criminal Confinement (35-42-3-3)		-	1	-	2	
	Criminal Recklessness (35-42-2-2)		-	-	-	1	
	Felon in Possession of a Firearm (35-47-4-5)		-	-	-	1	
	Firearm w/in One Mile of School (35-47-2-1)		-	-	-	4	
	Forgery (35-43-5-2)		1	-	8	2	
	Fraud on Financial Institution (35-43-5-8)		-	-	1	-	
	Intimidation (35-45-2-1)		-	-	-	1	
	Neglect of a Dependent (35-46-1-4)		-	-	-	1	
	Non-Support of Dependent Child (35-46-1-5)		-	1	-	19	
	Operating Vehicle w/Lifetime Suspension (9-30-10-17)		-	2	-	7	
	Possession Methamphetamine (35-48-4-6.1)		-	-	-	1	
	Possession of Cocaine or Narcotic Drug (35-48-4-6)		-	-	-	2	
	Reckless Homicide (35-42-1-5)		-	-	-	1	
	Robbery (35-42-5-1)		-	1	-	8	
	Sexual Battery (35-42-4-8)		-	-	-	1	
	Sexual Misconduct with a Minor (35-42-4-9)		-	1	-	2	
	Welfare Fraud (35-43-5-7)		-	-	5	1	
	<b>C Felony Total</b>			<b>1</b>	<b>10</b>	<b>16</b>	<b>93</b>

Felony Level	Primary Offense	Secondary Offense	Jul-20		This Calendar Year		
			SEX		SEX		
			F	M	F	M	
D Felony	Auto Theft, Receiving Stolen Parts (35-43-4-2.5)		-	-	-	3	
	Battery (35-42-2-1)		-	-	-	2	
	Child Exploitation (35-42-4-4)		-	-	-	2	
	Criminal Confinement (35-42-3-3)		-	-	-	1	
	Criminal Recklessness (35-42-2-2)		-	-	-	1	
	Cruelty to Animals (35-46-3-12)		-	-	-	2	
	Dealing Marijuana, Hash Oil, or Hashish (35-48-4-10)		-	-	-	1	
	Domestic Battery (35-42-2-1.3)		-	1	-	1	
	Driving While Suspended/Oper Veh HTV (9-30-10-16)		-	2	-	2	
	Failure to Remit Sales Tax (6-2.5-9-3)		-	-	-	1	
	Failure to Return to Lawful Detention (35-44-3-5)		-	-	-	2	
	Fraud (35-43-5-4)		-	1	-	1	
	Intimidation (35-45-2-1)		-	-	-	1	
	Maintaining a Common Nuisance (35-48-4-13)		-	-	1	1	
	Neglect of a Dependent (35-46-1-4)		-	-	-	2	
	Non-Support of a Child (35-46-1-5)		-	1	-	12	
	Operating Vehicle Intox-Prior (9-30-5-3)		-	-	-	4	
	Operating Vehicle Intoxicated-Contrld Sub (9-30-5-1)		-	-	-	1	
	Operating Vehicle Intoxicated-Endanger (9-30-5-2)		-	-	-	2	
	Poss. of Marijuana, Hash Oil, or Hashish (35-48-4-11)		-	-	1	1	
	Possession - Syringe/Needle (16-42-19-18)		-	-	-	1	
	Possession of Cocaine or Narcotic Drug (35-48-4-6)		-	-	1	1	
	Possession of Controlled Substance (35-48-4-7)		-	-	1	3	
	Possession of Meth(35-48-4-6.1)		-	-	1	5	
	Possession of Precursors (35-48-4-14.5)		-	-	1	-	
	Residential Entry (35-43-2-1.5)		-	-	-	1	
	Resisting Law Enforcement (35-44-3-3)		-	-	-	1	
	Sexual Battery (35-42-4-8)		-	-	-	2	
	Strangulation (35-42-2-9)		-	-	-	1	
	Theft, Receiving Stolen Property (35-43-4-2)		-	-	4	8	
	Vicarious Sexual Gratification (35-42-4-5)		-	-	-	1	
	<b>D Felony Total</b>			<b>0</b>	<b>5</b>	<b>10</b>	<b>67</b>



Felony Level	Primary Offense	Secondary Offense	Jul-20		This Calendar Year	
			SEX		SEX	
			F	M	F	M
Level 1 Felony	Aggravated Battery (35-42-2-1.5)		-	-	1	1
	Aiding, Inducing or Causing an Offense (35-41-2-4)	Murder (35-42-1-1)	-	-	-	1
	Attempted Murder (35-42-1-1(1))		-	-	-	1
	Attempt to Commit a Felony (35-41-5-1)	Murder (35-42-1-1)	-	1	-	17
	Burglary (35-43-2-1)		-	-	-	3
	Child Molesting (35-42-4-3)		-	-	-	35
	Criminal Gang Enhancement (35-50-2-15)		-	1	-	1
	Firearm Enhancement (35-50-2-11)		-	-	1	1
	Neglect of a Dependent/Death (35-46-1-4)		3	-	5	3
	Rape (35-42-4-1)		-	-	-	2
Level 1 Felony Total			3	2	7	65

Felony Level	Primary Offense	Secondary Offense	Jul-20		This Calendar Year	
			SEX		SEX	
			F	M	F	M
Level 2 Felony	Aiding, Inducing or Causing an Offense (35-41-2-4)	Dealing Methamphetamine (35-48-4-1.1)	-	-	-	1
	Attempt to Commit a Felony (35-41-5-1)	Burglary (35-43-2-1)	-	-	-	1
	Burglary (35-43-2-1)		-	-	1	10
	Conspiracy (35-41-5-2)	Burglary (35-43-2-1)	-	-	-	1
		Dealing Methamphetamine (35-48-4-1.1)	-	-	1	1
		Robbery (35-42-5-1)	-	-	-	1
	Criminal Confinement (35-42-3-3)		-	-	-	3
	Dealing Cocaine or Narcotic Drug (35-48-4-1)		2	12	4	43
	Dealing Methamphetamine (35-48-4-1.1)		1	16	18	115
	Dealing Sched I, II, or III Cntrl Sub (35-48-4-2)		-	-	1	1
	Fire Arm Enhancement (35-50-2-11)		-	-	-	1
	Kidnapping (35-42-3-2)		-	-	-	3
	Robbery (35-42-5-1)		-	1	1	6
	Voluntary Manslaughter (35-42-1-3)		-	-	-	6
Level 2 Felony Total			3	29	26	193

Felony Level	Primary Offense	Secondary Offense	Jul-20		This Calendar Year	
			SEX		SEX	
			F	M	F	M
Level 3 Felony	Accident/Failure to Stop-Serious Inj/Death (9-26-1-1.1)		-	-	1	-
	Aggravated Battery (35-42-2-1.5)		-	6	-	35
	Aiding, Inducing or Causing an Offense (35-41-2-4)	Child Molesting (35-42-4-3)	-	-	1	-
		Dealing Methamphetamine (35-48-4-1.1)	-	-	1	-
		Robbery (35-42-5-1)	-	-	-	1
	Arson (35-43-1-1)		-	-	-	1
	Attempt to Commit a Felony (35-41-5-1)	Rape (35-42-4-1)	-	-	-	1
		Robbery (35-42-5-1)	-	-	1	3
	Battery (35-42-2-1)		1	1	1	2
	Burglary (35-43-2-1)		-	-	-	10
	Child Molesting (35-42-4-3)		-	-	-	19
	Conspiracy (35-41-5-2)	Aggravated Battery (35-42-2-1.5)	-	-	1	-
		Dealing Cocaine or Narcotic Drug (35-48-4-1)	-	-	1	-
		Robbery (35-42-5-1)	-	-	-	1
	Criminal Confinement (35-42-3-3)		-	5	2	37
	Dealing Cocaine or Narcotic Drug (35-48-4-1)		-	5	7	35
	Dealing Methamphetamine (35-48-4-1.1)		2	7	18	58
	Dealing Sched I, II, or III Cntrl Sub (35-48-4-2)		1	1	3	7
	Feticide (35-42-1-6)		-	-	-	1
	Kidnapping (35-42-3-2)		-	2	-	5
	Neglect of a Dependent/Death (35-46-1-4)		-	2	1	8
	Possession of Cocaine or Narcotic Drug (35-48-4-6)		-	2	2	9
	Possession of Meth (35-48-4-6.1)		3	-	7	35
	Promotion of Child Sex. Trafficking (35-42-3.5-1.2)		1	-	1	-
	Rape (35-42-4-1)		-	2	-	13
	Resisting Law Enforcement (35-44.1-3-1)		-	-	-	1
	Robbery (35-42-5-1)		2	26	11	152
Level 3 Felony Total			10	59	59	434

Felony Level	Primary Offense	Secondary Offense	Jul-20		This Calendar Year	
			SEX		SEX	
			F	M	F	M
Level 4 Felony	Aiding, Inducing or Causing an Offense (35-41-2-4)	Burglary (35-43-2-1)	-	-	1	1
		Dealing Methamphetamine (35-48-4-1.1)	-	-	1	2
	Arson (35-43-1-1)		1	1	2	17
	Attempt to Commit a Felony (35-41-5-1)	Burglary (35-43-2-1)	-	-	-	3
		Escape (35-44.1-3-4)	-	1	-	1
		Sexual Misconduct with a Minor (35-42-4-9)	-	-	-	1
	Battery (35-42-2-1)		-	-	-	1
	Burglary (35-43-2-1)		3	16	26	136
	Child Exploitation (35-42-4-4)		-	-	1	5
	Child Molesting (35-42-4-3)		1	14	2	86
	Child Solicitation (35-42-4-6)		-	2	-	9
	Conspiracy (35-41-5-2)	Arson (35-43-1-1)	-	-	1	-
		Dealing Methamphetamine (35-48-4-1.1)	-	2	-	2
	Criminal Confinement (35-42-3-3)		-	1	-	2
	Dealing Cocaine or Narcotic Drug (35-48-4-1)		1	4	10	45
	Dealing Methamphetamine (35-48-4-1.1)		4	13	47	105
	Dealing Sched 5 Substance (35-48-4-4)		-	-	-	1
	Dealing Sched I, II, or III Cntrl Sub (35-48-4-2)		-	-	3	3
	Dealing Sched IV Controlled Substance (35-48-4-3)		-	-	-	2
	Escape 35-44.1-3-4		-	-	-	2
	Felon in Possession of a Firearm (35-47-4-5)		-	23	-	158
	Incest (35-46-1-3)		-	-	-	3
	Kidnapping(35-42-3-2)		-	-	-	1
	Manufacturing Meth (35-48-4-1.2)		-	1	1	4
	Operating Vehicle Intoxicated/Death (9-30-5-5)		-	-	1	6
	Possession of Cocaine or Narcotic Drug (35-48-4-6)		2	1	2	14
	Possession of Dangerous Device (35-44.1-3-7)		-	-	-	1
	Possession of Meth (35-48-4-6.1)		1	7	20	61
	Sexual Misconduct with a Minor (35-42-4-9)		-	3	1	21
	Stalking (35-45-10-5)		-	-	-	2
	Vicarious Sexual Gratification (35-42-4-5)		-	1	-	2
Level 4 Felony Total			13	90	119	697

Felony Level	Primary Offense	Secondary Offense	Jul-20		This Calendar Year	
			SEX		SEX	
			F	M	F	M
Level 5 Felony	Aiding, Inducing or Causing an Offense (35-41-2-4)	Dealing in Methamphetamine (35-48-4-1.1)	1	-	1	-
		Fraud on Financial Institution (35-43-5-8)	-	-	-	1
		Robbery (35-42-5-1)	-	-	-	1
	Assisting a Criminal (35-44.1-2-5)		1	1	2	2
	Attempt to Commit a Felony (35-41-5-1)	Att. to Commit a Crime by Committing (35-41-5-1)	-	-	1	-
		Battery (35-42-2-1)	-	-	1	-
		Dealing in Methamphetamine (35-48-4-1.1)	-	1	-	1
		Escape (35-44.1-3-4)	-	-	-	2
		Open Veh Intox Resulting Death of an Animal (9-30-5-5)	-	-	-	1
		Robbery (35-42-5-1)	-	-	1	3
		Trafficking with an Inmate (35-44.1-3-5)	-	-	-	1
	Auto Theft, Receiving Stolen Parts (35-43-4-2.5)		-	1	-	7
	Battery (35-42-2-1)		-	21	21	158
	Burglary (35-43-2-1)		4	19	18	169
	Child Exploitation (35-42-4-4)		-	4	-	21
	Child Pornography (35-42-4-4(C))		-	-	-	4
	Child Possession of a Firearm (35-47-10-5)		-	1	-	7
	Child Seduction (35-42-4-7)		-	-	-	4
	Child Solicitation (35-42-4-6)		-	-	-	13
	Conspiracy (35-41-5-2)	Burglary (35-43-2-1)	-	-	-	1
		Fraud on Financial Institution (35-43-5-8)	-	1	-	1
		Providing Gun to Ineligible Pers (35-47-2.5-16)	-	-	-	1
		Trafficking with an Inmate (35-44.1-3-5)	-	-	-	1
	Contrib. to the Delinquency of a Minor(35-46-1-8)		-	-	1	-
	Conversion (35-43-4-3)		-	-	1	2
	Corrupt Business Influence (35-45-6-2)		4	1	6	4
	Criminal Confinement (35-42-3-3)		-	12	-	35
	Criminal Recklessness (35-42-2-2)		-	6	1	27
	Dealing Cocaine or Narcotic Drug (35-48-4-1)		1	4	18	54
	Dealing Marijuana, Hash Oil, or Hashish (35-48-4-10)		-	-	-	6
	Dealing Methamphetamine (35-48-4-1.1)		3	10	22	100
	Dealing Sched I, II, or III Cntrl Sub (35-48-4-2)		2	1	5	4
	Dealing Sched IV Cntrl Sub (35-48-4-3)		-	1	-	1
	Dealing in Methamphetamine (35-48-4-1.1)		1	8	24	63
	Dealing/Poss. Look-Alike Subs (35-48-4-4.6)		-	-	2	4
	Disarm/Attempt to Disarm an Officer (35-44.1-3-2)		-	-	1	3
	Domestic Battery (35-42-2-1.3)		2	9	14	102
	Escape (35-44.1-3-4)		1	1	7	29
	Fail to Stop Acc Death (9-26-1-1.1)		-	-	3	4
	Failure to Register as a Sex Offender (11-8-8-17)		-	4	1	49
	Firearm w/in One Mile of School (35-47-2-1)		2	16	11	152
	Fraud on Financial Institution (35-43-5-8)		2	2	5	17
	Incest (35-46-1-3)		-	1	-	2
	Interference w/ Medical Services (35-45-21-5)		1	-	1	-
	Intimidation (35-45-2-1)		1	8	6	57
	Involuntary Manslaughter (35-42-1-4)		-	-	-	2
	Kidnapping (35-42-3-2)		-	-	-	5
	Neglect of a Dependent/Death (35-46-1-4)		1	1	15	8
	Non-Support of Dependent Child (35-46-1-5)		-	-	-	6
	Obliterating Handgun I.D. (35-47-2-18)		-	1	-	7
	Obstruction of Justice (35-44.1-2-2)		-	1	-	3
	Oper Veh Aft Life Susp (9-30-10-17)		-	11	6	86
	Operating Veh while Intoxicated (9-30-5-2)		-	-	2	6
	Operating Vehicle Intoxicated/Death (9-30-5-5)		1	2	2	3
	Operating Vehicle Intoxicated/Injury (9-30-5-4)		-	-	2	2
	Possession of Cocaine or Narcotic Drug 35-48-4-6		1	6	10	57
	Possession of Dangerous Device (35-44.1-3-7)		-	-	-	4
	Possession of Syringes or Needles (16-42-19-18)		-	-	-	1
	Pred Job Near Child (35-42-7-10)		-	-	-	1
	Promoting Prostitution (35-45-4-4)		-	-	-	1
	Prov Gun to Inel Per (35-47-2.5-16)		-	-	-	1
	Reckless Driving in a Workzone w/ Workers (9-21-8-56)		-	-	-	1
	Reckless Homicide (35-42-1-5)		-	3	1	8
	Resisting Law Enforcement (35-44.1-3-1)		-	1	-	3
	Robbery (35-42-5-1)		6	6	9	72
	Sexual Misconduct with a Minor (35-42-4-9)		-	3	1	20
	Stalking (35-45-10-5)		-	-	-	17
	Strangulation (35-42-2-9)		-	1	-	3
	Theft, Receiving Stolen Property (35-43-4-2)		1	6	2	22
	Trafficking with an Inmate (35-44.1-3-5)		-	1	4	8
Level 5 Felony Total			36	176	228	1461

Felony Level	Primary Offense	Secondary Offense	Jul-20		This Calendar Year	
			SEX		SEX	
			F	M	F	M
Level 6 Felony	Aiding in Manufacture of Sch II Cont Subst (35-48-4-2)		-	-	1	2
	Arson (35-43-1-1)		-	-	-	1
	Assisting a Criminal (35-44.1-2-5)		-	-	-	1
	Attempt to Commit a Felony (35-41-5-1)	Auto Theft, Receiving Stolen Parts (35-43-4-2.5)	-	-	-	1
		Check Fraud (35-43-5-12)	-	1	-	1
		Committing Mischief (35-43-1-2)	-	-	1	-
		Insurance Fraud (35-43-5-4.5)	-	-	1	-
		Strangulation (35-42-2-9)	-	-	-	1
		Theft, Receiving Stolen Property (35-43-4-2)	-	-	1	-
	Auto Theft, Receiving Stolen Parts (35-43-4-2.5)		1	3	7	21
	Battery 35-42-2-1		-	5	7	42
	Check Deception (35-43-5-5)		-	-	-	1
	Check Fraud (35-43-5-12)		-	1	-	6
	Child Exploitation (35-42-4-4)		1	-	1	2
	Child Seduction (35-42-4-7)		-	-	-	2
	Conspiracy (35-41-5-2)	Auto Theft, Receiving Stolen Parts (35-43-4-2.5)	-	-	-	2
		Theft, Receiving Stolen Property (35-43-4-2)	-	-	-	1
	Controlled Substance Registration (35-48-4-14)		-	-	-	1
	Conversion (35-43-4-3)		-	1	-	1
	Criminal Confinement (35-42-3-3)		-	1	-	16
	Criminal Confinement (35-42-3-3)		1	12	3	62
	Criminal Gang Activity (35-45-9-3)		-	-	-	1
	Criminal Mischief (35-43-1-2)		-	-	-	1
	Criminal Recklessness (35-42-2-2)		-	6	3	15
	Criminal Trespass (35-43-2-2)		-	-	-	2
	Cruelty to Animals (35-46-3-12)		-	-	-	1
	Dealing Marijuana, Hash Oil, or Hashish (35-48-4-10)		-	1	3	8
	Dealing Sched IV Cntrl Sub (35-48-4-3)		-	-	-	1
	Dealing Subs. Represent as Cntrl Sub. (35-48-4-4.5)		-	-	2	2
	Dealing/Poss. Look-Alike Subs (35-48-4-10.5)		-	-	1	-
	Dealing/Poss. Look-Alike Subs (35-48-4-11.5)		-	-	-	4
	Dissemination of Matter Harmful to Minor (35-49-3-3)		-	-	-	4
	Escape 35-44.1-3-4		6	11	29	111

Felony Level	Primary Offense	Secondary Offense	Jul-20		This Calendar Year	
			SEX		SEX	
			F	M	F	M
Level 6 Felony (Cont'd)	Fail to Reg Sex Off (11-8-8-17)		-	4	1	7
	Failure to Appear (35-44.1-2-9)		1	-	3	8
	False Reporting(35-44.1-2-3)		-	-	-	2
	Forgery, Counterfeiting, Application Fraud (35-43-5-2)		-	3	4	17
	Habitual Offender (35-50-2-8)		-	-	-	1
	Identity Deception (35-43-5-3.5)		-	1	3	5
	Impersonation of a Public Servant (35-44-2-3)		-	-	-	1
	Insurance Fraud (35-43-5-4.5)		1	1	5	7
	Intent to make a false statement (35-47-2.5-12)		-	-	-	1
	Intimidation (35-45-2-1)		3	1	4	25
	Invasion of Privacy (35-46-1-15.1)		2	3	2	23
	Leaving the Scene of an Accident(9-26-1-1.1)		-	1	1	2
	Maintain Common Nuisance (35-45-2-1(c))		1	3	10	20
	Maintaining Common Nuisance (35-48-4-13)		-	1	1	4
	Moving Body from Scene of Death (36-2-14-17)		-	-	-	1
	Neglect of a Dependent/Death (35-46-1-4)		2	-	11	14
	Non-Support of Dependent Child (35-46-1-5)		-	-	-	10
	Obstruction of Justice (35-44.1-2-2)		-	2	2	10
	Oper Vehicle-Intox-Prev Conv (9-30-5-3)		-	1	2	15
	Operating Vehicle Intoxicated-Contrld Sub (9-30-5-1)		-	1	1	8
		Habitual Offender Controlled Substance (35-50-2-10)	-	1	-	1
	Operating Vehicle Intoxicated-Endanger (9-30-5-2)		1	3	5	16
		Habitual Offender Controlled Substance (35-50-2-10)	-	-	-	1
	Operating Vehicle Intoxicated/Injury (9-30-5-4)		-	1	-	2
	Operating Vehicle-Habitual Violation (9-30-10-16)		-	1	1	19
	Pointing a Firearm (35-47-4-3)		-	1	-	11
	Poss Precursors (35-48-4-14.5)		-	-	-	1
	Possession Sched IV Contrld Sub w/in 1,000 ft (35-48-4-7)		-	2	1	9
	Possession of Child Pornography (35-42-4-4(C))		-	-	-	5
	Possession of Cocaine or Narcotic Drug (35-48-4-6)		7	9	23	63
	Possession of Marijuana (35-48-4-11)		-	1	1	2
	Possession of Meth (35-48-4-6.1)		-	-	1	-
	Possession of Meth(35-48-4-6.1)		9	35	59	191
	Possession of Syringes or Needles (16-42-19-18)		3	16	32	85
	Possession or Use of Legend Drug (16-42-19-13)		-	-	9	7
	Residential Entry (35-43-2-1.5)		3	3	3	24
	Resisting Law Enforce (35-44.1-3-1)		3	9	9	112
	Sexual Battery (35-42-4-8)		-	2	-	13
	Sexual Misconduct with a Minor (35-42-4-9)		-	-	-	1
	Stalking (35-45-10-5)		-	1	-	2
	Strangulation (35-42-2-9)		-	7	-	34
	Synthetic ID Deception (35-43-5-3.8)		1	2	3	5
	Theft, Receiving Stolen Property (35-43-4-2)		15	13	43	170
	Unlawful Use of Body Armor (35-47-5-13)		-	-	-	1
	Voyeurism (35-45-4-5)		-	-	-	3
	Welfare Fraud (35-43-5-7)		1	-	1	-
Level 6 Felony Total			62	171	301	1273

Felony Level	Primary Offense	Secondary Offense	Jul-20		This Calendar Year	
			SEX		SEX	
			F	M	F	M
Murder	Murder (35-42-1-1)		1	5	4	46
Murder Total			1	5	4	46

Felony Level	Primary Offense	Secondary Offense	Jul-20		This Calendar Year	
			SEX		SEX	
			F	M	F	M
Habitual Offender	Habitual Offender (35-50-2-7.1)		-	-	-	1
	Habitual Offender (35-50-2-8)		1	3	3	30
	Habitual Offender Controlled Substance (35-50-2-10)		-	-	1	2
	Repeat Sexual Offender Enhancement 35-50-2-14		-	-	-	1
Habitual Offender Total			1	3	4	34

Grand Total	Jul-20		This Calendar Year	
	SEX		SEX	
	F	M	F	M
Grand Total	133	586	802	4552

Note: Offense data may not be available for all offenders at the time this table was prepared.  
Only new commitments and probation violations are reported on this table.  
Parole and Community Transition Program violators are excluded on this table.  
Source: SAS - all.citations\_mso.pgm

Indiana Department of Correction  
Table 12  
Number of New Admissions by Most Serious Offense  
Committed to the Indiana Department of Correction

July 2020

Felony Level	Primary Offense	Secondary Offense	Jul-20		This Calendar Year	
			SEX		SEX	
			F	M	F	M
Level A Felony	Arson (35-43-1-1)		-	-	-	1
	Burglary (35-43-2-1)		-	-	-	2
	Child Molesting (35-42-4-3)		-	-	-	5
	Dealing Cocaine or Narcotic Drug (35-48-4-1)		1	3	4	11
	Dealing Methamphetamine (35-48-4-1.1)		-	-	2	2
	Dealing Sched I, II, or III Cntrl Sub (35-48-4-2)		-	1	-	1
	Rape (35-42-4-1)		-	-	-	1
	Robbery (35-42-5-1)		-	-	-	4
<b>Level A Felony Total</b>			<b>1</b>	<b>4</b>	<b>6</b>	<b>27</b>

Felony Level	Primary Offense	Secondary Offense	Jul-20		This Calendar Year	
			SEX		SEX	
			F	M	F	M
Level B Felony	Aggravated Battery (35-42-2-1.5)		-	1	-	4
	Arson (35-43-1-1)		-	1	-	1
	Battery (35-42-2-1)		-	-	-	1
	Burglary (35-43-2-1)		-	3	1	35
	Carjacking (35-42-5-2)		-	-	-	1
	Child Molesting (35-42-4-3)		-	-	-	2
	Criminal Confinement (35-42-3-3)		-	-	-	1
	Dealing Cocaine or Narcotic Drug (35-48-4-1)		1	3	4	22
	Dealing Methamphetamine (35-48-4-1.1)		-	7	5	19
	Dealing Sched I, II, or III Cntrl Sub (35-48-4-2)		-	1	3	5
	Felon in Possession of a Firearm (35-47-4-5)		-	2	-	7
	Neglect of a Dependent (35-46-1-4)		1	-	3	-
	Possession Methamphetamine (35-48-4-6.1)		-	-	-	3
	Possession of Cocaine or Narcotic Drug (35-48-4-6)		-	-	-	1
	Robbery (35-42-5-1)		-	3	-	17
	Sexual Misconduct with a Minor (35-42-4-9)		-	1	1	3
<b>Level B Felony Total</b>			<b>2</b>	<b>22</b>	<b>17</b>	<b>122</b>

Felony Level	Primary Offense	Secondary Offense	Jul-20		This Calendar Year	
			SEX		SEX	
			F	M	F	M
Level C Felony	Assisting a Criminal (35-44-3-2)		-	-	-	1
	Auto Theft, Receiving Stolen Parts (35-43-4-2.5)		-	1	-	1
	Battery (35-42-2-1)		-	-	-	4
	Burglary (35-43-2-1)		-	-	1	8
	Check Fraud (35-43-5-12)		-	-	1	-
	Child Molesting (35-42-4-3)		-	-	-	4
	Contribute to Delinquency (35-46-1-8)		-	-	-	1
	Corrupt Business Influence (35-45-6-2)		-	-	-	1
	Felon in Possession of a Firearm (35-47-4-5)		-	-	-	1
	Firearm w/in One Mile of School (35-47-2-1)		-	-	-	2
	Forgery (35-43-5-2)		-	-	4	2
	Fraud on Financial Institution (35-43-5-8)		-	-	1	-
	Intimidation (35-45-2-1)		-	-	-	1
	Non-Support of Dependent Child (35-46-1-5)		-	1	-	12
	Operating Vehicle w/Lifetime Suspension (9-30-10-17)		-	1	-	5
	Possession Methamphetamine (35-48-4-6.1)		-	-	-	1
	Possession of Cocaine or Narcotic Drug (35-48-4-6)		-	-	-	2
	Reckless Homicide (35-42-1-5)		-	-	-	1
	Robbery (35-42-5-1)		-	1	-	6
	Sexual Misconduct with a Minor (35-42-4-9)		-	-	-	1
	Welfare Fraud (35-43-5-7)		-	-	1	-
<b>Level C Felony Total</b>			<b>0</b>	<b>4</b>	<b>8</b>	<b>54</b>

Felony Level	Primary Offense	Secondary Offense	Jul-20		This Calendar Year	
			SEX		SEX	
			F	M	F	M
Level D Felony	Auto Theft, Receiving Stolen Parts (35-43-4-2.5)		-	-	-	2
	Criminal Confinement (35-42-3-3)		-	-	-	1
	Criminal Recklessness (35-42-2-2)		-	-	-	1
	Dealing Marijuana, Hash Oil, or Hashish (35-48-4-10)		-	-	-	1
	Domestic Battery (35-42-2-1.3)		-	1	-	1
	Driving While Suspended/Oper Veh HTV (9-30-10-16)		-	1	-	1
	Failure to Return to Lawful Detention (35-44-3-5)		-	-	-	1
	Neglect of a Dependent (35-46-1-4)		-	-	-	1
	Non-Support of a Child (35-46-1-5)		-	1	-	7
	Operating Vehicle Intox-Prior (9-30-5-3)		-	-	-	3
	Operating Vehicle Intoxicated-Cntrl Sub (9-30-5-1)		-	-	-	1
	Operating Vehicle Intoxicated-Endanger (9-30-5-2)		-	-	-	2
	Possession - Syringe/Needle (16-42-19-18)		-	-	-	1
	Possession of Cocaine or Narcotic Drug (35-48-4-6)		-	-	1	1
	Possession of Controlled Substance (35-48-4-7)		-	-	1	-
	Possession of Meth(35-48-4-6.1)		-	-	-	1
	Residential Entry (35-43-2-1.5)		-	-	-	1
	Sexual Battery (35-42-4-8)		-	-	-	1
	Theft, Receiving Stolen Property (35-43-4-2)		-	-	3	1
<b>Level D Felony Total</b>			<b>0</b>	<b>3</b>	<b>5</b>	<b>28</b>

Felony Level	Primary Offense	Secondary Offense	Jul-20		This Calendar Year	
			SEX		SEX	
			F	M	F	M
Level 1 Felony	Aggravated Battery (35-42-2-1.5)		-	-	1	1
	Attempted Murder (35-42-1-1(1))		-	-	-	1
	Attempt to Commit a Felony (35-41-5-1)	Murder (35-42-1-1)	-	-	-	7
	Burglary (35-43-2-1)		-	-	-	3
	Child Molesting (35-42-4-3)		-	-	-	24
	Criminal Gang Enhancement (35-50-2-15)		-	1	-	1
	Firearm Enhancement (35-50-2-11)		-	-	-	1
	Neglect of a Dependent/Death (35-46-1-4)		3	-	5	3
	Rape (35-42-4-1)		-	-	-	2
<b>Level 1 Felony Total</b>			<b>3</b>	<b>1</b>	<b>6</b>	<b>43</b>

Felony Level	Primary Offense	Secondary Offense	Jul-20		This Calendar Year	
			SEX		SEX	
			F	M	F	M
Level 2 Felony	Aiding, Inducing or Causing an Offense (35-41-2-4)	Dealing Methamphetamine (35-48-4-1.1)	-	-	-	1
	Burglary (35-43-2-1)		-	-	1	9
	Conspiracy (35-41-5-2)	Burglary (35-43-2-1)	-	-	-	1
		Dealing Methamphetamine (35-48-4-1.1)	-	-	1	1

Felony Level	Primary Offense	Secondary Offense	Jul-20		This Calendar Year	
			SEX		SEX	
			F	M	F	M
Level 2 Felony (cont'd)		Robbery (35-42-5-1)	-	-	-	1
	Criminal Confinement (35-42-3-3)		-	-	-	3
	Dealing Cocaine or Narcotic Drug (35-48-4-1)		2	9	4	36
	Dealing Methamphetamine (35-48-4-1.1)		1	15	17	107
	Dealing Sched I, II, or III Cntrl Sub (35-48-4-2)		-	-	1	1
	Kidnapping (35-42-3-2)		-	-	-	1
	Robbery (35-42-5-1)		-	-	1	2
	Voluntary Manslaughter (35-42-1-3)		-	-	-	4
Level 2 Felony Total			3	24	25	167

Felony Level	Primary Offense	Secondary Offense	Jul-20		This Calendar Year	
			SEX		SEX	
			F	M	F	M
Level 3 Felony	Accident/Failure to Stop-Serious Inj/Death (9-26-1-1.1)		-	-	1	-
	Aggravated Battery (35-42-2-1.5)		-	6	-	27
	Aiding, Inducing or Causing an Offense (35-41-2-4)	Child Molesting (35-42-4-3)	-	-	1	-
		Dealing Methamphetamine (35-48-4-1.1)	-	-	1	-
		Robbery (35-42-5-1)	-	-	-	1
	Arson (35-43-1-1)		-	-	-	1
	Attempt to Commit a Felony (35-41-5-1)	Rape (35-42-4-1)	-	-	-	1
		Robbery (35-42-5-1)	-	-	1	2
	Battery (35-42-2-1)		1	1	1	2
	Burglary (35-43-2-1)		-	-	-	9
	Child Molesting (35-42-4-3)		-	-	-	17
	Conspiracy (35-41-5-2)	Aggravated Battery (35-42-2-1.5)	-	-	1	-
		Dealing Cocaine or Narcotic Drug (35-48-4-1)	-	-	1	-
	Criminal Confinement (35-42-3-3)		-	1	2	16
	Dealing Cocaine or Narcotic Drug (35-48-4-1)		-	5	7	30
	Dealing Methamphetamine (35-48-4-1.1)		2	6	17	53
	Dealing Sched I, II, or III Cntrl Sub (35-48-4-2)		1	1	3	7
	Kidnapping (35-42-3-2)		-	-	-	1
	Neglect of a Dependent/Death (35-46-1-4)		-	1	1	5
	Possession of Cocaine or Narcotic Drug (35-48-4-6)		-	2	2	8
	Possession of Meth (35-48-4-6.1)		3	-	7	31
	Promotion of Child Sex. Trafficking (35-42-3.5-1.2)		1	-	1	-
	Rape (35-42-4-1)		-	1	-	11
	Resisting Law Enforcement (35-44.1-3-1)		-	-	-	1
	Robbery (35-42-5-1)		2	25	10	119
Level 3 Felony Total			10	49	57	342

Felony Level	Primary Offense	Secondary Offense	Jul-20		This Calendar Year	
			SEX		SEX	
			F	M	F	M
Level 4 Felony	Aiding, Inducing or Causing an Offense (35-41-2-4)	Burglary (35-43-2-1)	-	-	1	1
		Dealing Methamphetamine (35-48-4-1.1)	-	-	1	1
	Arson (35-43-1-1)		1	1	2	13
	Attempt to Commit a Felony (35-41-5-1)	Burglary (35-43-2-1)	-	-	-	2
		Escape (35-44.1-3-4)	-	1	-	1
		Sexual Misconduct with a Minor (35-42-4-9)	-	-	-	1
	Burglary (35-43-2-1)		3	16	23	107
	Child Exploitation (35-42-4-4)		-	-	-	2
	Child Molesting (35-42-4-3)		-	9	1	58
	Child Solicitation (35-42-4-6)		-	2	-	8
	Conspiracy (35-41-5-2)	Arson (35-43-1-1)	-	-	1	-
		Dealing Methamphetamine (35-48-4-1.1)	-	1	-	1
	Criminal Confinement (35-42-3-3)		-	1	-	2
	Dealing Cocaine or Narcotic Drug (35-48-4-1)		-	1	5	28
	Dealing Methamphetamine (35-48-4-1.1)		3	12	39	87
	Dealing Sched 5 Substance (35-48-4-4)		-	-	-	1
	Dealing Sched I, II, or III Cntrl Sub (35-48-4-2)		-	-	2	3
	Dealing Sched IV Controlled Substance (35-48-4-3)		-	-	-	2
	Escape 35-44.1-3-4		-	-	-	2
	Felon in Possession of a Firearm (35-47-4-5)		-	14	-	110
	Incest (35-46-1-3)		-	-	-	1
	Kidnapping(35-42-3-2)		-	-	-	1
	Manufacturing Meth (35-48-4-1.2)		-	1	1	4
	Operating Vehicle Intoxicated/Death (9-30-5-5)		-	-	1	5
	Possession of Cocaine or Narcotic Drug (35-48-4-6)		1	1	1	9
	Possession of Meth (35-48-4-6.1)		1	5	20	54
	Sexual Misconduct with a Minor (35-42-4-9)		-	3	1	20
	Stalking (35-45-10-5)		-	-	-	2
Level 4 Felony Total			9	68	99	526

Felony Level	Primary Offense	Secondary Offense	Jul-20		This Calendar Year	
			SEX		SEX	
			F	M	F	M
Level 5 Felony	Aiding, Inducing or Causing an Offense (35-41-2-4)	Dealing in Methamphetamine (35-48-4-1.1)	1	-	1	-
		Fraud on Financial Institution (35-43-5-8)	-	-	-	1
		Robbery (35-42-5-1)	-	-	-	1
	Assisting a Criminal (35-44.1-2-5)		1	-	1	1
	Attempt to Commit a Felony (35-41-5-1)	Att. to Commit a Crime by Committing (35-41-5-1)	-	-	1	-
		Battery (35-42-2-1)	-	-	1	-
		Dealing in Methamphetamine (35-48-4-1.1)	-	1	-	1
		Escape (35-44.1-3-4)	-	-	-	2
		Robbery (35-42-5-1)	-	-	1	2
		Trafficking with an Inmate (35-44.1-3-5)	-	-	-	1
	Auto Theft, Receiving Stolen Parts (35-43-4-2.5)		-	1	-	6
	Battery (35-42-2-1)		-	13	18	115
	Burglary (35-43-2-1)		4	17	17	125
	Child Exploitation (35-42-4-4)		-	2	-	12
	Child Pornography (35-42-4-4(C))		-	-	-	1
	Child Possession of a Firearm (35-47-10-5)		-	1	-	6
	Child Seduction (35-42-4-7)		-	-	-	1
	Child Solicitation (35-42-4-6)		-	-	-	11
	Conspiracy (35-41-5-2)	Fraud on Financial Institution (35-43-5-8)	-	1	-	1
		Providing Gun to Ineligible Pers (35-47-2.5-16)	-	-	-	1
		Trafficking with an Inmate (35-44.1-3-5)	-	-	-	1
	Contrib. to the Delinquency of a Minor(35-46-1-8)		-	-	1	-
	Conversion (35-43-4-3)		-	-	-	2
	Corrupt Business Influence (35-45-6-2)		3	-	5	2
	Criminal Confinement (35-42-3-3)		-	10	-	30
	Criminal Recklessness (35-42-2-2)		-	4	1	19
	Dealing Cocaine or Narcotic Drug (35-48-4-1)		1	3	10	39
	Dealing Marijuana, Hash Oil, or Hashish (35-48-4-10)		-	-	-	4
	Dealing Methamphetamine (35-48-4-1.1)		3	6	18	78
	Dealing Sched I, II, or III Cntrl Sub (35-48-4-2)		2	1	3	4
	Dealing in Methamphetamine (35-48-4-1.1)		1	8	19	53
	Dealing/Poss. Look-Alike Subs (35-48-4-4.6)		-	-	2	3
	Disarm/Attempt to Disarm an Officer (35-44.1-3-2)		-	-	1	3
	Domestic Battery (35-42-2-1.3)		1	9	13	97
	Escape (35-44.1-3-4)		1	-	4	20
	Fail to Stop Acc Death (9-26-1-1.1)		-	-	2	2

Felony Level	Primary Offense	Secondary Offense	Jul-20		This Calendar Year	
			SEX		SEX	
			F	M	F	M
Level 5 Felony (Cont'd)	Failure to Register as a Sex Offender (11-8-8-17)		-	4	1	42
	Firearm w/in One Mile of School (35-47-2-1)		2	9	11	119
	Fraud on Financial Institution (35-43-5-8)		2	2	4	13
	Incest (35-46-1-3)		-	-	-	1
	Interference w/ Medical Services (35-45-21-5)		1	-	1	-
	Intimidation (35-45-2-1)		1	7	6	32
	Involuntary Manslaughter (35-42-1-4)		-	-	-	2
	Kidnapping (35-42-3-2)		-	-	-	3
	Neglect of a Dependent/Death (35-46-1-4)		1	1	9	3
	Non-Support of Dependent Child (35-46-1-5)		-	-	-	5
	Obliterating Handgun I.D. (35-47-2-18)		-	1	-	7
	Obstruction of Justice (35-44.1-2-2)		-	1	-	3
	Oper Veh Aft Life Susp (9-30-10-17)		-	11	6	68
	Operating Veh while Intoxicated (9-30-5-2)		-	-	2	5
	Operating Vehicle Intoxicated/Death (9-30-5-5)		1	1	2	2
	Operating Vehicle Intoxicated/Injury (9-30-5-4)		-	-	2	2
	Possession of Cocaine or Narcotic Drug 35-48-4-6		1	4	7	41
	Possession of Dangerous Device (35-44.1-3-7)		-	-	-	3
	Pred Job Near Child (35-42-7-10)		-	-	-	1
	Promoting Prostitution (35-45-4-4)		-	-	-	1
	Reckless Driving in a Workzone w/ Workers (9-21-8-56)		-	-	-	1
	Reckless Homicide (35-42-1-5)		-	1	1	4
	Resisting Law Enforcement (35-44.1-3-1)		-	-	-	2
	Robbery (35-42-5-1)		6	5	9	54
	Sexual Misconduct with a Minor (35-42-4-9)		-	2	1	14
	Stalking (35-45-10-5)		-	-	-	14
	Strangulation (35-42-2-9)		-	-	-	1
	Theft, Receiving Stolen Property (35-43-4-2)		1	4	2	18
	Trafficking with an Inmate (35-44.1-3-5)		-	1	3	8
Level 5 Felony Total			34	131	186	1114

Felony Level	Primary Offense	Secondary Offense	Jul-20		This Calendar Year	
			SEX		SEX	
			F	M	F	M
Level 6 Felony	Aiding in Manufacture of Sch II Cont Subst (35-48-4-2)		-	-	-	1
	Assisting a Criminal (35-44.1-2-5)		-	-	-	1
	Attempt to Commit a Felony (35-41-5-1)	Committing Mischief (35-43-1-2)	-	-	1	-
		Theft, Receiving Stolen Property (35-43-4-2)	-	-	1	-
	Auto Theft, Receiving Stolen Parts (35-43-4-2.5)		-	-	3	3
	Battery 35-42-2-1		-	2	1	15
	Check Fraud (35-43-5-12)		-	1	-	2
	Controlled Substance Registration (35-48-4-14)		-	-	-	1
	Criminal Confinement (35-42-3-3)		-	-	-	3
	Criminal Confinement (35-42-3-3)		-	2	-	16
	Criminal Recklessness (35-42-2-2)		-	1	1	4
	Criminal Trespass (35-43-2-2)		-	-	-	1
	Dealing Marijuana, Hash Oil, or Hashish (35-48-4-10)		-	-	-	1
	Dealing Subs. Represent as Contrl Subs. (35-48-4-4.5)		-	-	-	1
	Dealing/Poss. Look-Alike Subs (35-48-4-11.5)		-	-	-	2
	Escape 35-44.1-3-4		1	2	11	31
	Fail to Reg Sex Off (11-8-8-17)		-	3	-	3
	Failure to Appear (35-44.1-2-9)		-	-	1	-
	False Reporting(35-44.1-2-3)		-	-	-	1
	Forgery, Counterfeiting, Application Fraud (35-43-5-2)		-	-	2	2
	Identity Deception (35-43-5-3.5)		-	1	-	4
	Insurance Fraud (35-43-5-4.5)		1	-	4	2
	Intimidation (35-45-2-1)		1	1	1	6
	Invasion of Privacy (35-46-1-15.1)		-	-	-	6
	Leaving the Scene of an Accident(9-26-1-1.1)		-	-	-	1
	Maintain Common Nuisance (35-45-2-1(c))		-	-	2	2
	Maintaining Common Nuisance (35-48-4-13)		-	-	-	1
	Neglect of a Dependent/Death (35-46-1-4)		1	-	1	3
	Non-Support of Dependent Child (35-46-1-5)		-	-	-	2
	Obstruction of Justice (35-44.1-2-2)		-	-	1	1
	Oper Vehicle-Intox-Prev Conv (9-30-5-3)		-	1	2	7
	Operating Vehicle Intoxicated-Contrlld Sub (9-30-5-1)		-	1	1	4
		Habitual Offender Controlled Substance (35-50-2-10)	-	1	-	1
	Operating Vehicle Intoxicated-Endanger (9-30-5-2)		-	2	2	9
		Habitual Offender Controlled Substance (35-50-2-10)	-	-	-	1
	Operating Vehicle-Habitual Violation (9-30-10-16)		-	-	-	5
	Possession of Cocaine or Narcotic Drug (35-48-4-6)		3	3	9	18
	Possession of Meth (35-48-4-6.1)		-	-	1	-
	Possession of Meth(35-48-4-6.1)		2	12	25	81
	Possession of Syringes or Needles (16-42-19-18)		-	4	4	11
	Possession or Use of Legend Drug (16-42-19-13)		-	-	-	2
	Residential Entry (35-43-2-1.5)		2	1	2	10
	Resisting Law Enforc (35-44.1-3-1)		-	1	1	21
	Sexual Battery (35-42-4-8)		-	1	-	3
	Stalking (35-45-10-5)		-	-	-	1
	Strangulation (35-42-2-9)		-	1	-	7
	Synthetic ID Deception (35-43-5-3.8)		-	-	2	-
	Theft, Receiving Stolen Property (35-43-4-2)		2	4	16	52
	Unlawful Use of Body Armor (35-47-5-13)		-	-	-	1
	Welfare Fraud (35-43-5-7)		1	-	1	-
Level 6 Felony Total			14	45	96	350

Felony Level	Primary Offense	Secondary Offense	Jul-20		This Calendar Year	
			SEX		SEX	
			F	M	F	M
HO	Habitual Offender (35-50-2-8)		-	-	-	1
HO Total			0	0	0	1

Felony Level	Primary Offense	Secondary Offense	Jul-20		This Calendar Year	
			SEX		SEX	
			F	M	F	M
Murder	Murder (35-42-1-1)		1	5	4	43
Murder Total			1	5	4	43

Grand Total	Jul-20		This Calendar Year	
	SEX		SEX	
	F	M	F	M
Grand Total	77	356	509	2817

Note: Offense data may not be available for all offenders at the time this table was prepared.  
Only new commitments and probation violations are reported on this table.  
Parole and Community Transition Program violators are excluded on this table.  
Source: SAS - all.citations\_mso.pgm

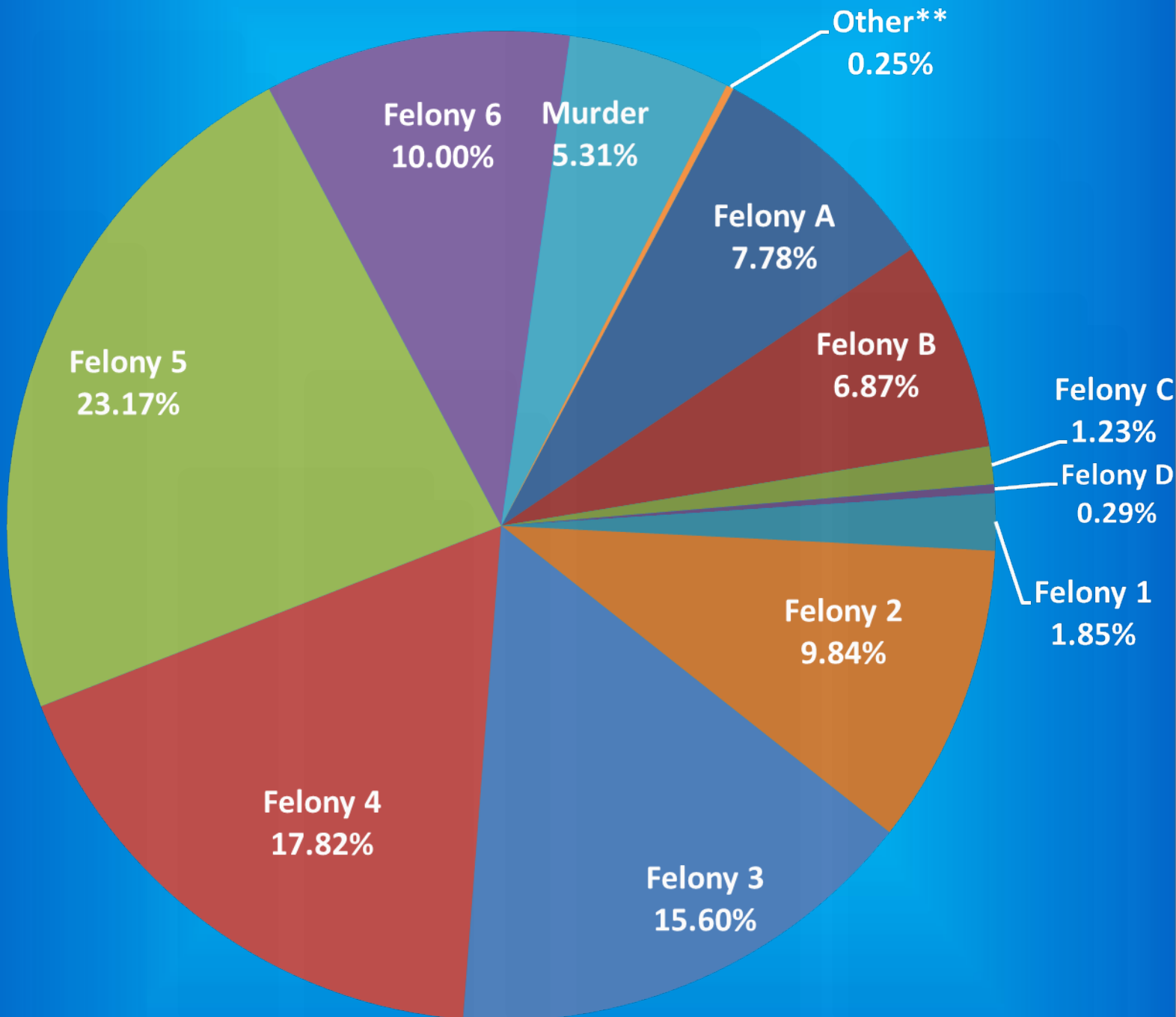
# Indiana Department of Correction

## Graph A

### Female Population by Most Serious Offense Felony Level\*

August 01, 2020

N = 2,341



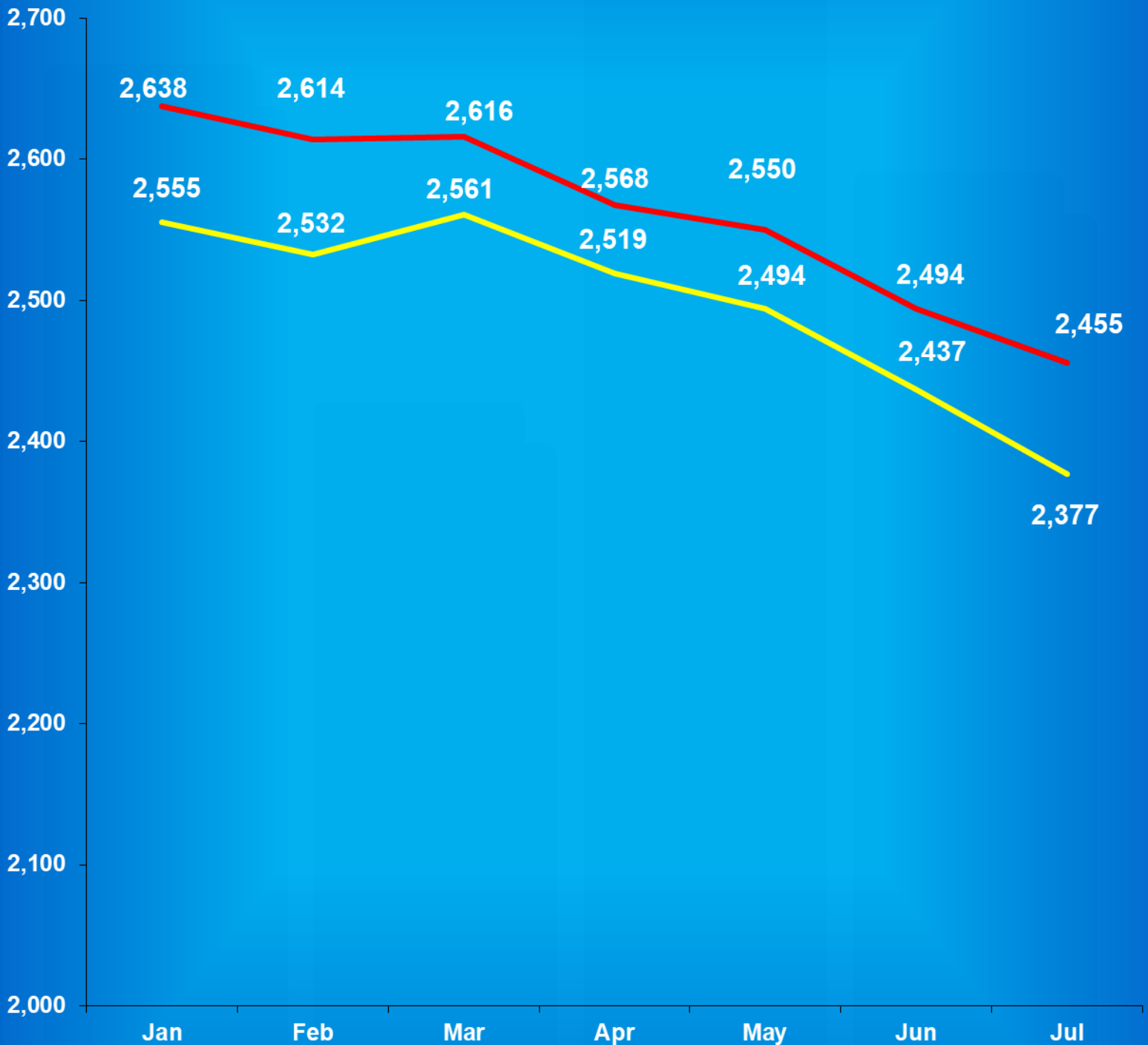
• Includes Offenders Held in County Jails and Contracted Beds

\*\* Other includes Safekeepers, Predispositions, Habitual Offenders, Misdemeanants, and Unknowns

# Indiana Department of Correction

## Graph B

### Average Daily Adult Female Offender Populations Calendar Year 2020



— Includes County Jail/Contract Beds    — Excludes County Jail/Contract Beds

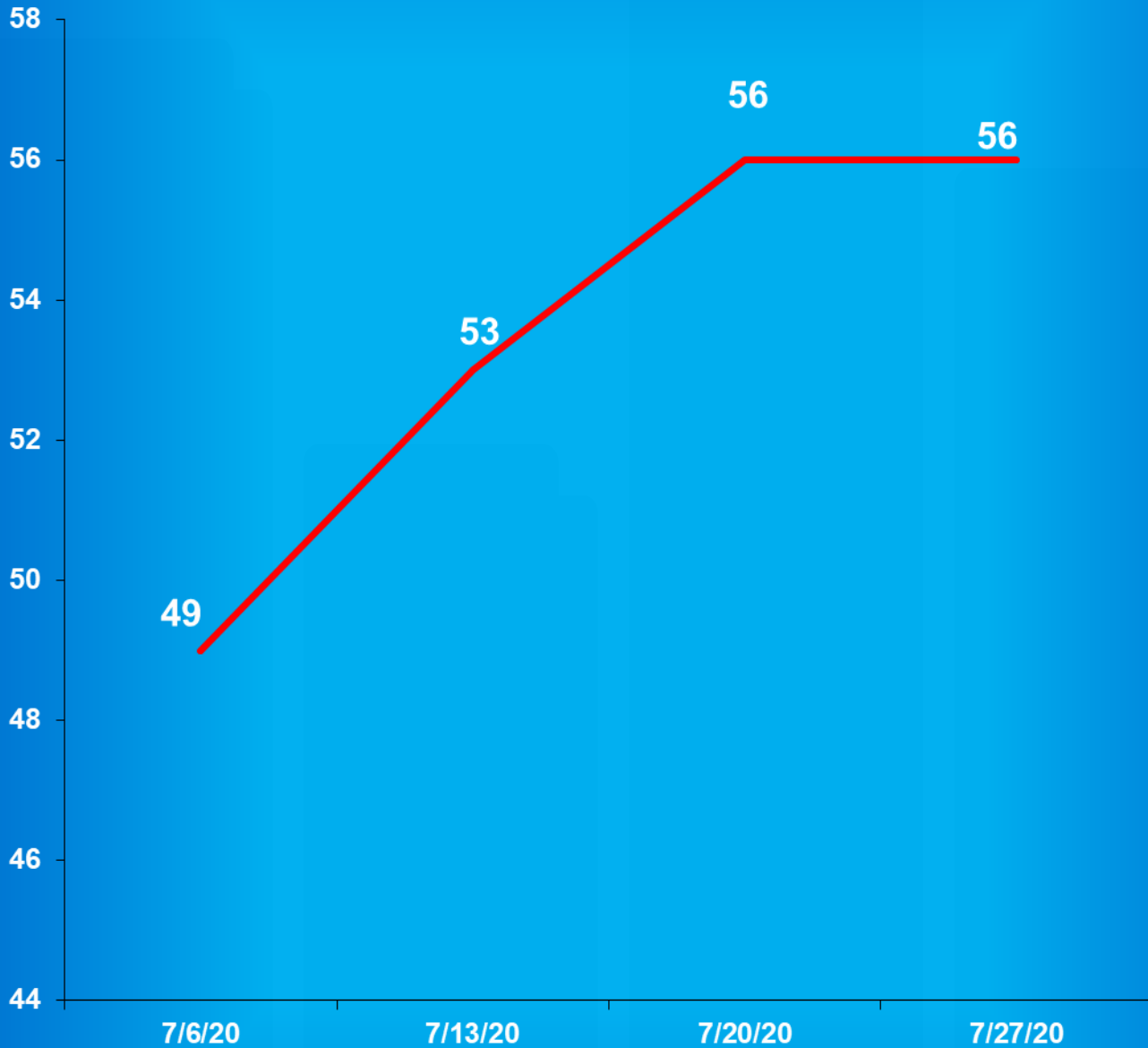


# Indiana Department of Correction

## Graph C

### Adult Females Held in County Jails

July 2020



- Offenders held in county jails are newly sentenced offenders with completed court documents who are awaiting transfer to a DOC facility.

- Jail counts are a dynamic number that are affected by a variety of factors, including; sentencing trends, available DOC beds, and intake process completion.

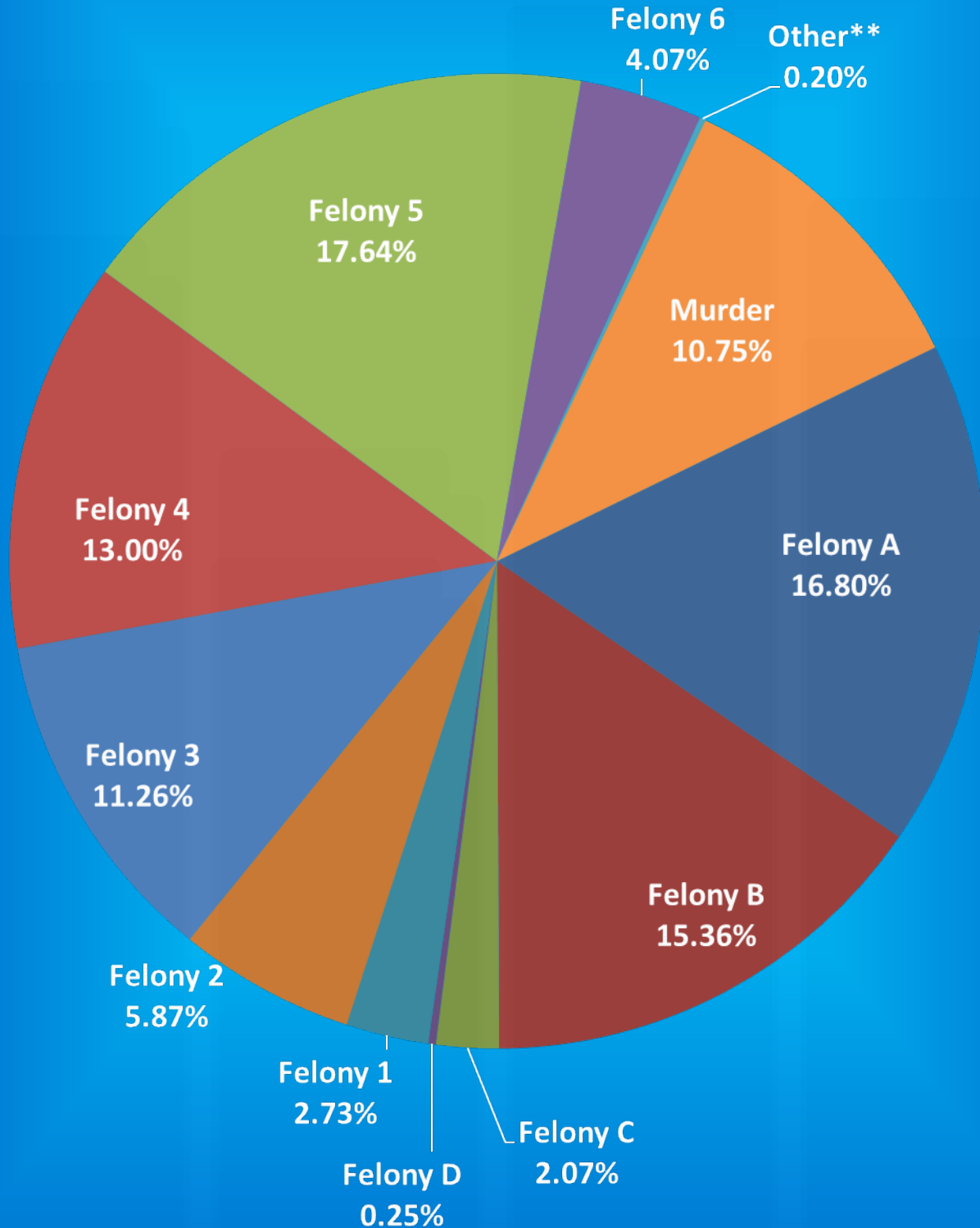
# Indiana Department of Correction

## Graph D

Male Population by Most Serious Offense Felony Level\*

August 01, 2020

N = 22,560



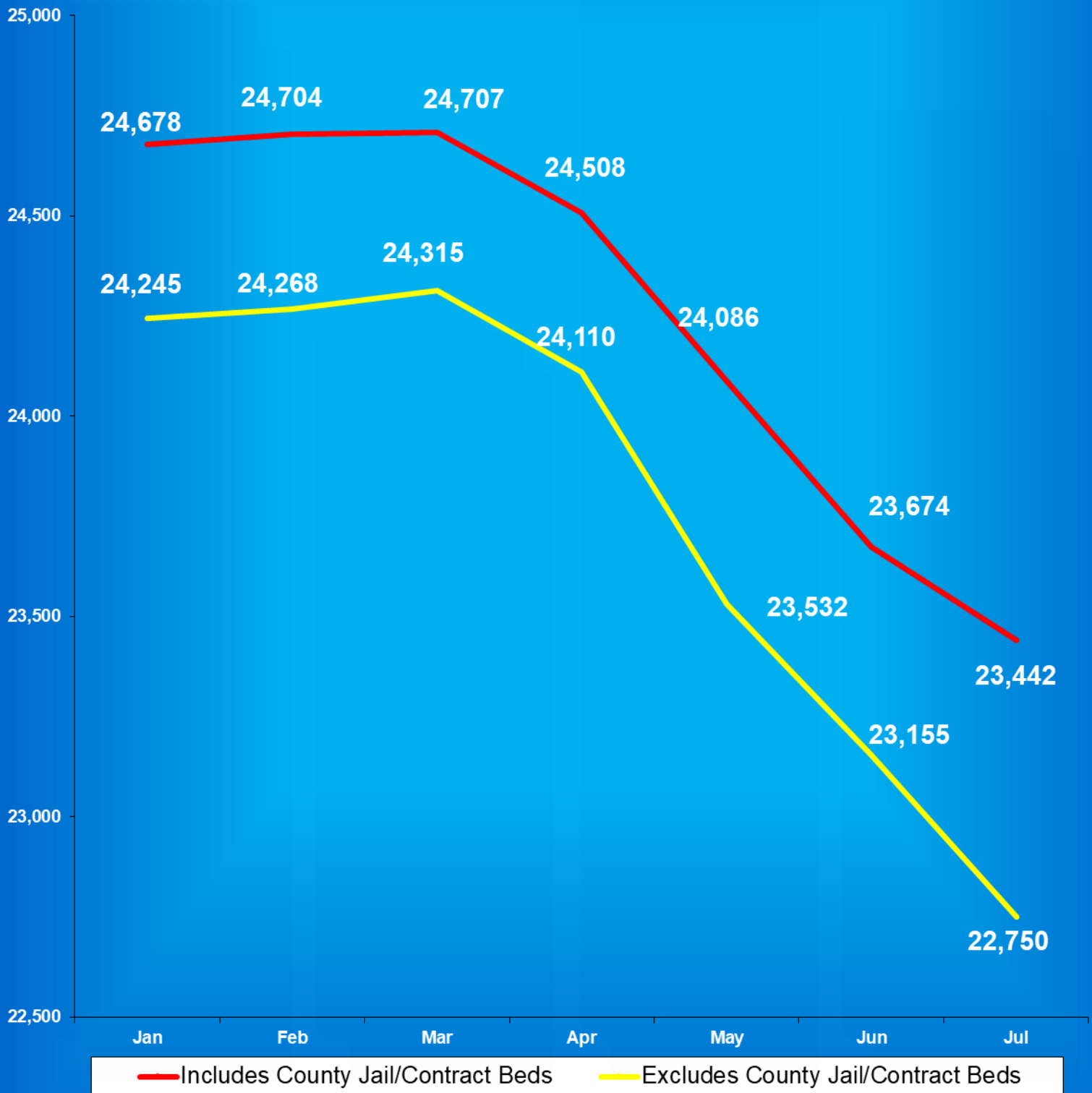
• Includes Offenders Held in County Jails and Contracted Beds

\*\* Other includes Safekeepers, Predispositions, Habitual Offenders, Misdemeanants, and Unknowns

# Indiana Department of Correction

## Graph E

### Average Daily Adult Male Offender Populations Calendar Year 2020

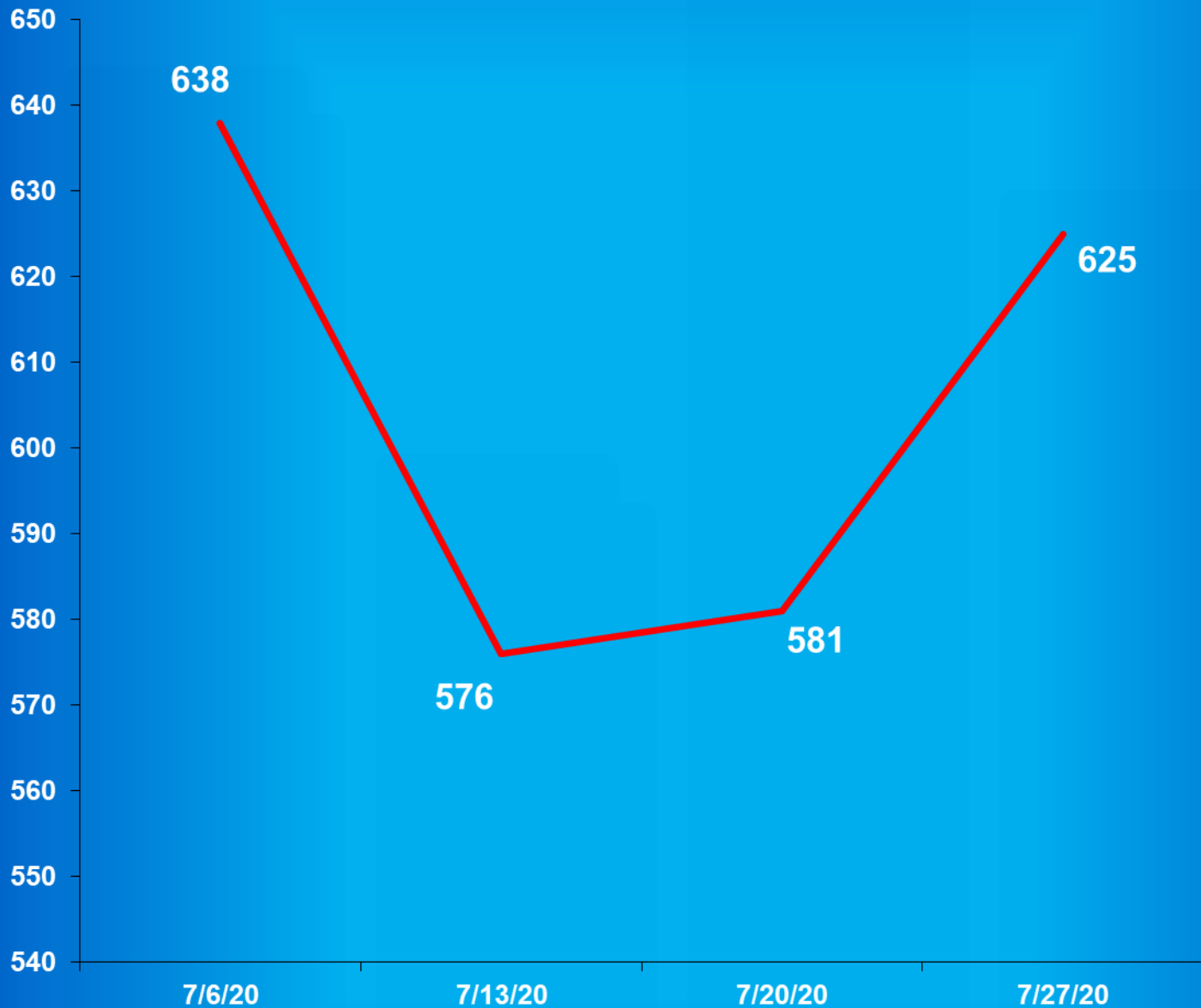


# Indiana Department of Correction

## Graph F

### Adult Males Held in County Jails

July 2020



- Offenders held in county jails are newly sentenced offenders with completed court documents who are awaiting transfer to a DOC facility.

- Jail counts are a dynamic number that are affected by a variety of factors, including; sentencing trends, available DOC beds, and intake process completion.



# Juvenile Offender Statistics



**Indiana Department Of Correction**  
**Table 13**  
**Monthly Facility Admissions and Releases**

**Juvenile Offenders**  
**July 2020**

**Admissions of All Juvenile Males**

<b>New Commitment</b>	<b>Re-Commitment</b>	<b>Parolee Return</b>	<b>Return From Escape</b>	<b>Diagnostics/Walk-Thrus</b>
14	3	0	0	7

**Releases of All Juvenile Males**

<b>Discharge</b>	<b>Parole</b>	<b>Escape</b>	<b>Diagnostics/Walk-Thrus</b>
31	6	0	4

**Admissions of All Juvenile Females**

<b>New Commitment</b>	<b>Re-Commitment</b>	<b>Parolee Return</b>	<b>Return From Escape</b>	<b>Diagnostics/Walk-Thrus</b>
3	0	0	0	0

**Releases of All Juvenile Females**

<b>Discharge</b>	<b>Parole</b>	<b>Escape</b>	<b>Diagnostics/Walk-Thrus</b>
1	0	0	0

Sources:

SAS - mnthadm4\_pgm\_tbl13.pgm

SAS - mnthext4\_pgm\_tbl13.pgm

**Indiana Department of Correction**

**Table 14**

**New Admissions by County of Commitment - Juveniles**

**July 2020**

County	Admission Type			County	Admission Type		
	New Commits	Re Commits	Total		New Commits	Re Commits	Total
Adams	0	0	0	Madison	0	0	0
Allen	2	0	2	Marion	0	0	0
Bartholomew	0	0	0	Marshall	0	0	0
Benton	0	0	0	Martin	0	0	0
Blackford	0	0	0	Miami	0	0	0
Boone	0	0	0	Monroe	0	0	0
Brown	0	0	0	Montgomery	0	0	0
Carroll	0	0	0	Morgan	0	0	0
Cass	1	0	1	Newton	0	0	0
Clark	1	0	1	Noble	1	1	2
Clay	0	0	0	Ohio	0	0	0
Clinton	0	0	0	Orange	0	0	0
Crawford	0	0	0	Owen	0	0	0
Daviess	0	0	0	Parke	0	0	0
Dearborn	1	0	1	Perry	0	0	0
Decatur	0	0	0	Pike	0	0	0
DeKalb	0	0	0	Porter	0	0	0
Delaware	2	0	2	Posey	0	0	0
Dubois	0	0	0	Pulaski	0	0	0
Elkhart	1	0	1	Putnam	0	0	0
Fayette	0	0	0	Randolph	0	0	0
Floyd	0	0	0	Ripley	0	0	0
Fountain	0	0	0	Rush	0	0	0
Franklin	0	0	0	St. Joseph	1	1	2
Fulton	0	0	0	Scott	0	0	0
Gibson	0	0	0	Shelby	0	0	0
Grant	0	0	0	Spencer	0	0	0
Greene	0	0	0	Starke	0	0	0
Hamilton	0	0	0	Steuben	0	0	0
Hancock	0	0	0	Sullivan	0	0	0
Harrison	0	0	0	Switzerland	0	0	0
Hendricks	0	0	0	Tippecanoe	0	0	0
Henry	0	0	0	Tipton	0	0	0
Howard	0	0	0	Union	0	0	0
Huntington	0	0	0	Vanderburgh	0	0	0
Jackson	0	0	0	Vermillion	0	0	0
Jasper	0	0	0	Vigo	1	0	1
Jay	0	0	0	Wabash	0	0	0
Jefferson	0	0	0	Warren	0	0	0
Jennings	0	0	0	Warrick	0	0	0
Johnson	0	0	0	Washington	1	0	1
Knox	1	0	1	Wayne	1	1	2
Kosciusko	0	0	0	Wells	0	0	0
LaGrange	0	0	0	White	0	0	0
Lake	1	0	1	Whitley	0	0	0
LaPorte	1	0	1	Unknown	1	0	1
Lawrence	0	0	0	<b>Totals</b>	<b>17</b>	<b>3</b>	<b>20</b>

This data is based on most serious offense and excludes parole violations.

Source: Mnthadm4\_pgm\_tbl14.pgm

**Indiana Department of Correction**

**Table 15**

**Monthly Releases by County of Commitment - Juveniles**

**July 2020**

County	Release Type			County	Release Type		
	Discharge	Parole	Total		Discharge	Parole	Total
Adams	0	0	0	Madison	1	0	1
Allen	1	0	1	Marion	7	1	8
Bartholomew	1	0	1	Marshall	0	0	0
Benton	0	0	0	Martin	0	0	0
Blackford	0	0	0	Miami	1	0	1
Boone	0	0	0	Monroe	0	0	0
Brown	0	0	0	Montgomery	1	0	1
Carroll	0	0	0	Morgan	0	0	0
Cass	2	0	2	Newton	0	0	0
Clark	0	0	0	Noble	0	0	0
Clay	0	0	0	Ohio	0	0	0
Clinton	1	0	1	Orange	0	0	0
Crawford	0	0	0	Owen	0	0	0
Daviess	0	0	0	Parke	0	0	0
Dearborn	0	0	0	Perry	0	0	0
Decatur	0	0	0	Pike	0	0	0
DeKalb	0	0	0	Porter	1	0	1
Delaware	0	0	0	Posey	0	0	0
Dubois	0	0	0	Pulaski	0	0	0
Elkhart	1	0	1	Putnam	0	0	0
Fayette	0	0	0	Randolph	0	0	0
Floyd	1	0	1	Ripley	0	0	0
Fountain	0	0	0	Rush	0	0	0
Franklin	0	0	0	St. Joseph	5	1	6
Fulton	0	0	0	Scott	0	0	0
Gibson	0	0	0	Shelby	0	0	0
Grant	0	0	0	Spencer	1	0	1
Greene	0	0	0	Starke	0	0	0
Hamilton	0	0	0	Steuben	0	0	0
Hancock	0	0	0	Sullivan	1	0	1
Harrison	0	0	0	Switzerland	0	0	0
Hendricks	0	0	0	Tippecanoe	0	3	3
Henry	0	0	0	Tipton	0	0	0
Howard	0	0	0	Union	0	0	0
Huntington	1	0	1	Vanderburgh	1	0	1
Jackson	0	0	0	Vermillion	0	0	0
Jasper	0	0	0	Vigo	0	1	1
Jay	0	0	0	Wabash	0	0	0
Jefferson	0	0	0	Warren	0	0	0
Jennings	1	0	1	Warrick	0	0	0
Johnson	0	0	0	Washington	0	0	0
Knox	1	0	1	Wayne	0	0	0
Kosciusko	2	0	2	Wells	1	0	1
LaGrange	0	0	0	White	0	0	0
Lake	0	0	0	Whitley	0	0	0
LaPorte	0	0	0	Unknown	0	0	0
Lawrence	0	0	0	<b>Totals</b>	<b>32</b>	<b>6</b>	<b>38</b>

Some discharges may be releases to County Probation - data is unable to be separated.

Diagnostics and Escapes are excluded.

Source: Mnthext4\_pgm\_tbl15.pgm



**Indiana Department of Correction**  
**Table 16**  
**Total Number of Committing Offenses for Juveniles**  
**Committed to the Indiana Department of Correction**  
**July 2020**

OFFENSE (Citation Code)	NUMBER OF OFFENSES			
	This Month		This Calendar Year	
LEVEL I	Female	Male	Female	Male
Aggravated Battery (35-42-2-1.5)	0	0	0	1
Arson (35-43-1-1)	0	0	1	0
Battery (35-42-2-1)	1	2	5	9
Battery by Bodily Waste (35-42-2-6)	1	0	1	1
Burglary (35-43-2-1)	0	0	1	12
Carjacking (35-42-5-2)	0	0	0	0
Carrying Handgun w/o License (35-47-2-1)	0	0	0	2
Changing, Altering, Removing, Obliterating ID of Handgun (35-47-2-18)	0	0	0	0
Child Exploitation (35-42-4-4)	0	0	1	0
Child Molesting (35-42-4-3)	0	1	0	13
Child Seduction (35-42-4-7)	0	0	0	0
Child Selling (35-46-1-4)	0	0	0	0
Child Solicitation (35-42-4-6)	0	0	0	0
Child in Possession of Handgun (35-47-10-5)	0	0	0	2
Consumer Product Tampering (35-45-8-3)	0	0	0	0
Criminal Confinement (35-42-3-3)	0	0	0	0
Criminal Deviate Conduct (35-42-4-2)	0	0	0	0
Criminal Gang Intimidation (35-45-9-4)	0	0	0	0
Criminal Gang Recruitment	0	0	0	0
Criminal Recklessness (35-42-2-2)	0	1	0	5
Dangerous Possession of a Firearm (35-47-10-5)	0	2	1	19
Dealing in a Sawed-Off Shotgun (35-47-5-4.1)	0	0	0	0
Distribution of a Destructive Device (IC 35-47.5-5-5)	0	0	0	0
Domestic Battery (35-42-2-1.3)	0	0	2	2
Driving While Intoxicated Resulting in Death (9-30-5-5)	0	0	0	0
False Application for Handgun (35-47-2-8)	0	0	0	0
False, Altering Handgun License (35-47-2-22)	0	0	0	0
Feticide (35-42-1-6)	0	0	0	0
Handgun, False ID (35-47-2-17)	0	0	0	0
Incest (35-46-1-3)	0	0	0	0
Interference with Custody (35-42-3-4)	0	0	0	0
Intimidation (35-45-2-1)	0	0	0	0
Involuntary Manslaughter (35-42-1-4)	0	0	0	1
Kidnapping (35-42-3-2)	0	0	0	1
Murder (35-42-1-1)	0	0	2	2
Neglect of a Dependent (35-46-1-4)	0	0	0	0
Operation of a Machine Gun/Hurling a Bomb (35-47-5-9)	0	0	0	0
Overpass Mischief (35-42-2-5)	0	0	0	0
Pointing a Firearm (35-47-4-3)	0	0	0	2
Possession of Firearm on School Property (35-47-9-2)	0	0	0	0
Possession of a Machine Gun or Bomb (35-47-5-9)	0	0	0	0
Rape (35-42-4-1)	0	0	0	0
Reckless Homicide (35-42-1-5)	0	0	0	1
Resisting Law Enforcement (35-44-3-3)	0	0	0	0
Robbery (35-42-5-1)	0	4	0	20
Sell, Manufacture, Possess, Purchase Explosive (35-47-5-1)	0	0	0	0
Sell, Transfer, HIV Blood (35-42-1-7)	0	0	0	0
Selling, Transferring, Giving Handgun to Under 18 (35-47-2-7)	0	0	0	0
Sexual Battery (35-42-4-8)	0	0	0	1
Sexual Misconduct (35-44-1-5)	0	0	0	0

**LEVEL I (cont'd)**

	NUMBER OF OFFENSES			
	This Month		This Calendar Year	
	Female	Male	Female	Male
Sexual Misconduct with a Minor (35-42-4-9)	0	0	0	0
Stalking (35-45-10-5)	0	0	0	0
Strangulation (35-42-2-9)	0	0	0	0
Unlawful Delivery of Confiscated Firearm (35-47-3-4)	0	0	0	0
Unlawful Use of Body Armor (35-47-5-13)	0	0	0	0
Unlawful Use of Stun Gun (35-47-8-5)	0	0	0	0
Vicarious Sexual Gratification (35-42-4-5)	0	0	0	0
Voluntary Manslaughter (35-42-1-3)	0	0	0	0
<b>Sub-Total</b>	<b>2</b>	<b>10</b>	<b>14</b>	<b>94</b>

**LEVEL II**

Assisting a Criminal (35-44-3-2)	0	0	0	0
Chinese Throwing Star (35-47-5-12)	0	0	0	0
Criminal Gang Activity (35-45-9-3)	0	0	0	0
Criminal Recklessness (35-42-2-2)	0	0	0	0
Dealing Anabolic Steroid (16-42-19-27)	0	0	0	0
Dealing Methamphetamine (35-48-4-1.1)	0	0	0	0
Dealing in Cocaine or Narcotic Drug (35-48-4-1)	0	0	0	0
Dealing in Marijuana, Hash Oil, or Hashish (35-48-4-10)	0	0	0	0
Dealing in a Schedule I, II, or III Controlled Substance (35-48-4-2)	0	0	0	0
Dealing in a Schedule IV Controlled Substance (35-48-4-3)	0	0	0	0
Dealing in a Schedule V Controlled Substance (35-48-4-4)	0	0	0	0
Dealing in a Substance Represented to be a Controlled Substance (35-48-4-4.5)	0	0	0	0
Delivery of Weapon to Intoxicated Person (35-47-4-1)	0	0	0	0
Disarming Law Enforcement Officer (35-44.1-3-2)	0	0	0	0
Escape/Failure to Return to Lawful Detention (35-44-3-5)	0	0	2	8
Inmate w/ Deadly Weapon (35-44.1-3-7)	0	0	0	0
Interference with Custody (35-42-3-4)	0	0	0	0
Intimidation (35-45-2-1)	0	1	0	11
Knife with Automatic Blade (35-47-5-2)	0	0	0	0
Loan Sharking (35-45-7-2)	0	0	0	0
Maintaining a Common Nuisance (35-48-4-13)	0	0	0	0
Making loan secured by mortgage, deposit or pledge of handgun (35-47-4-2)	0	0	0	0
Manufacture, Distribution, Possession of a Substance Represented to be a Controlled Substance (35-48-4-4)	0	0	0	0
Neglect of a Dependent (35-46-1-4)	0	0	0	0
Poss Precursors w/ Intent to Manufacture Etc. (35-48-4-14.5)	0	0	0	0
Possession of a Controlled Substance (35-48-4-7)	0	0	0	0
Possession of a Knife on School Property (35-47-5-2.5)	0	0	0	0
Promoting Prostitution (35-45-4-4)	0	0	0	0
Purchase, Possession or Sale of Stun Gun (35-47-8-5)	0	0	0	0
Resisting Law Enforcement (35-44-3-3)	0	2	0	5
Rioting with a Deadly Weapon (35-45-1-2)	0	0	0	0
Sale, Possession, Use of Legend Drug (16-42-19-27)	0	0	0	0
Sexual Misconduct with a Minor (35-42-4-9)	0	0	0	0
Stalking (35-45-10-5)	0	0	0	0
Trafficking with an Inmate (35-44-3-9)	0	0	0	0
Use of Stun Gun in Commission of a Crime (35-47-8-5)	0	0	0	0
<b>Sub-Total</b>	<b>0</b>	<b>3</b>	<b>2</b>	<b>24</b>

**LEVEL III**

Accident /Failure to Stop (9-26-1-8)	0	0	0	0
Accident, Property Damage with Injury (9-26-1-8)	0	0	0	0
Altering or Damaging Computer (35-43-1-4)	0	0	0	0
Auto Theft, Receiving Stolen Parts (35-43-4-2.5)	0	3	0	9
Battery (35-42-2-1)	1	0	8	9
Battery by Bodily Waste (35-42-2-6)	0	0	0	0
Bestiality	0	0	0	0
Bribery (35-44-1-1)	0	0	0	0

LEVEL III (cont'd)	NUMBER OF OFFENSES			
	This Month		This Calendar Year	
	Female	Male	Female	Male
Burglary (35-43-2-1)	0	0	0	0
Check Deception (35-43-5-5)	0	0	0	0
Check Fraud (35-43-5-12)	0	0	0	0
Child Exploitation (35-42-4-4)	0	0	0	0
Controlled Substance Registration (35-48-4-14)	0	0	0	0
Conversion (35-43-4-3)	0	0	0	1
Criminal Mischief (35-43-1-2)	1	3	2	11
Criminal Recklessness (35-42-2-2)	0	0	0	0
Criminal Trespass (35-43-2-2)	0	0	0	4
Dealing in Altered Property (35-43-4-2.3)	0	0	0	0
Dealing in Marijuana, Hash Oil, or Hashish (35-48-4-10)	0	1	0	2
Dealing in Paraphernalia (35-48-4-8.5)	0	0	0	0
Dealing in a Schedule IV Controlled Substance (35-48-4-3)	0	0	0	0
Distribution of Material Harmful to Minor (35-49-3-3)	0	0	0	0
Escape/Failure to Return to Lawful Detention (35-44-3-5)	2	2	5	15
Failure to Appear (35-44-3-6)	0	0	0	0
False Reporting (35-44-2-2)	0	0	0	0
Forgery (35-43-5-2)	0	0	0	0
Fraud (35-43-5-4)	0	0	1	1
Fraud on Financial Institution (35-45-5-8)	0	0	0	0
Home Improvement Fraud (35-43-6-13)	0	0	0	0
Identity Deception (35-43-5-3.5)	0	0	0	0
Interference with Custody (35-42-3-4)	0	0	0	0
Interference with Reporting Crime (35-42-2-5)	0	0	0	0
Invasion of Privacy (35-46-1-15.1)	0	0	0	1
Kill Domestic Animal	0	0	0	0
LEGEND DRUG DECEPTN	0	0	0	1
Manufacture of Paraphernalia (35-48-4-8.1)	0	0	0	0
Nonsupport of Child (35-46-1-5)	0	0	0	0
Nonsupport of Spouse (35-46-1-6)	0	0	0	0
Obscene Performance (35-49-3-1)	0	0	0	0
Obstructing Fireman (35-44-3-8)	0	0	0	0
Obstructing Traffic (35-42-2-4)	0	0	0	0
Obstruction of Justice (35-44-3-4)	0	0	0	0
Operating Vehicle After Lifetime Forfeiture (9-30-10-17)	0	0	0	0
Operating Vehicle While Intoxicated (9-30-5-4)	0	0	0	0
Operating Vehicle While Intoxicated with Prior (9-30-5-3)	0	0	0	0
Patronizing a Prostitute (35-45-4-3)	0	0	0	0
Perjury (35-44-2-1)	0	0	0	0
Possession of Cocaine or Narcotic Drug (35-48-4-6)	0	0	0	2
Possession of Marijuana, Hash Oil, or Hashish (35-48-4-11)	0	0	0	0
Possession of Methamphetamines (35-48-4-6.1)	0	0	0	1
Possession of Paraphernalia (35-48-4-8.3)	0	0	0	0
Possession of a Controlled Substance (35-48-4-7)	0	0	0	0
Possession of a Syringe (16-42-19-18)	0	0	1	0
Possession/Use of Legend Drug (16-42-19-13)	0	1	0	2
Professional Gambling (35-45-5-3)	0	0	0	0
Profiting from Adoption (35-46-1-9)	0	0	0	0
Promoting Professional Gambling (35-45-5-4)	0	0	0	0
Promoting Prostitution (35-45-4-4)	0	0	0	0
Prostitution (35-45-4-2)	0	0	0	0
Public Indecency (35-45-4-1)	0	0	0	0
Public Nudity (35-45-4-1.5)	0	0	0	0
Railroad Mischief (35-42-2-5.5)	0	0	0	0
Receiving Stolen Auto Parts (35-43-4-2.5)	0	0	0	0
Receiving Stolen Property (35-43-4-2)	0	0	0	0
Residential Entry (35-43-2-1.5)	1	0	1	1
Resisting Law Enforcement (35-44-3-3)	0	0	2	12
Rioting (35-45-1-2)	0	0	0	0

LEVEL III (cont'd)	NUMBER OF OFFENSES			
	This Month		This Calendar Year	
	Female	Male	Female	Male
Sale, Possession, Use of Legend Drug (16-42-19-27)	0	0	0	0
Selling, Distributing, Exhibiting Obscene Material (35-49-3-1)	0	0	0	0
Stalking (35-45-10-5)	0	0	0	0
Synthetic Drug (35-48-4-11.5)	0	0	0	0
Theft (35-43-4-2)	0	1	4	23
Torture or Mutilation of Animal (35-46-3-12)	0	0	0	0
Trafficking with an Inmate (35-44-3-9)	0	0	0	0
Unauthorized Possession of Prescription Form (35-48-4-14)	0	0	0	0
Unlawful Entry of Motor Vehicle (35-43-4-2.7)	0	0	0	0
Voyeurism (35-45-4-5)	0	0	0	1
Welfare Fraud (35-43-5-7)	0	0	0	0
<b>Sub-Total</b>	<b>5</b>	<b>11</b>	<b>24</b>	<b>96</b>

#### LEVEL IV

Absence From Home Detention (35-38-2.5-10)	0	0	0	0
Accident/Failure to Stop (9-26-1-8)	0	0	0	1
Alcohol Violation (31-37-2-6)	0	0	0	0
Animal Cruelty (35-46-3-12)	0	0	0	0
Assisting a Criminal (35-44-3-2)	0	0	0	0
Beats Vertebrate Animal (35-46-3-12)	0	0	0	0
Check Deception (35-43-5-5)	0	0	0	0
Common Nuisance (35-48-4-13)	0	0	1	0
Computer Trespassing (35-43-2-3)	0	0	0	0
Counterfeiting Auto Registration (9-18-2-42)	0	0	0	0
Counterfeiting a Driver's License (9-24-18-7)	0	0	0	0
Curfew Violation (31-37-2-5)	0	0	0	1
Deception (35-43-5-3)	0	0	0	0
Deer Outside Hours (14-22-6-1)	0	0	0	0
Deer w/ Illegal Device (14-22-6-1)	0	0	0	0
Disorderly Conduct (35-45-1-3)	0	0	2	9
Dissemination of Material Harmful to Minor (35-49-3-3)	0	0	0	0
Driving While Intoxicated (9-11-2-3)	0	0	0	3
Driving with Suspended License (9-24-19-2)	0	0	0	0
Exploitation of Dependent/Endangered Adult (35-46-1-12)	0	0	0	0
Failure to Appear (35-44-3-6)	0	0	0	0
Failure to Disclose Recruitment (35-46-4-4)	0	0	0	0
Failure to Respond to Summons (35-44-3-6.5)	0	0	0	0
False Auto Registration (9-18-2-44)	0	0	0	0
False Identity Statement (35-44-2-6)	0	0	0	0
False Informing (35-44-2-2)	0	0	1	1
Flag Desecration (35-45-1-4)	0	0	0	0
Glue Sniffing (35-46-6-2)	0	0	0	0
Habitual Disobedience of Parent, Guardian, or Custodian (Incorrigible) (31-37-2-4)	0	0	0	3
Harassment (35-45-2-2)	0	0	0	0
Home Improvement Fraud (35-43-6-12)	0	0	0	0
Illegal Consumption of Alcohol (7.1-5-7-7)	0	1	0	4
Illegal Possession of Alcohol (7.1-5-7-7)	0	0	0	0
Impairment of ID Number (35-43-7-4)	0	0	0	0
Interference with Custody (35-42-3-4)	0	0	0	0
Interfering with Law Enforcement Animal (35-46-3-11)	0	0	0	0
Invasion of Privacy (35-46-1-15.1)	0	0	0	0
Leaving Accid Scene	0	0	0	1
Leaving Home w/o Permission of Parent, Guardian or Custodian (Runaway) (31-37-2-2)	0	1	1	5
Maintaining a Common Nuisance (35-48-4-13)	0	0	0	0
Nitrous Oxide Distribution (35-46-6-3)	0	0	0	0
Obscene Performance (35-49-3-1)	0	0	0	0
Obstructing Medical Emergency (35-44-3-8.5)	0	0	0	0
Obstructing Traffic (35-42-2-4)	0	0	0	0
Official Misconduct (35-44.1-1-1)	0	0	0	0

LEVEL IV (cont'd)	NUMBER OF OFFENSES			
	This Month		This Calendar Year	
	Female	Male	Female	Male
Operating Vehicle While Intoxicated (9-30-5-2)	0	0	0	1
Operating Vehicle While Intoxicated/Cntrl'd Sub (9-30-5-1)	0	0	0	0
Operating Vehicle w/o License (9-24-18-1)	1	0	1	2
Operating Vehicle w/o Proof of Financial (9-25-8-2)	0	0	0	0
Operating Vehicle w/o Registration/Plates (9-18-2-43)	0	0	0	0
Possession of Device/Interfere Test (35-43-5-18)	0	0	0	0
Possession of Marijuana, Hash Oil, or Hashish (35-48-4-11)	0	2	2	11
Possession of Paraphernalia (35-48-4-8.3)	0	1	0	6
Possession of Substance Represented to be a Controlled Substance (35-48-4-4.6)	0	0	0	0
Possession, Purchase, Accepting Tobacco (35-46-1-10.5)	0	0	0	0
Probation Violation	0	5	0	80
Public Intoxication (7.1-5-1-3)	0	0	0	2
Receiving Unidentified Property (35-43-7-5)	0	0	0	0
Reckless Driving (9-21-8-52)	0	0	0	0
Refusal to Aid Officer (35-44-3-7)	0	0	0	0
Refusal to Identify Self (34-28-5-3.5)	0	0	0	0
Selling, Distributing, Exhibiting Obscene Material (35-49-3-1)	0	0	0	0
Synthetic Drug (35-48-4-11.5)	0	0	0	0
Taking Deer/Turkey (14-22-6-1)	0	0	0	0
Tattooing a Minor (35-42-2-7)	0	0	0	0
Torture, Kill, Mutilate an Animal (35-46-3-12)	0	0	0	0
Unauthorized Possession of Prescription (35-48-4-14)	0	0	0	0
Unlawful Entry of Motor Vehicle (35-43-4-2.7)	1	0	1	2
Unlawful Gambling (35-45-5-2)	0	0	0	0
Unlawful Use of Railroad Right of Way (8-3-15-3)	0	0	0	0
Vending Machine Vandalism (35-43-4-7)	0	0	0	0
Violation Home Detention	0	0	0	0
Violation Suspended Commitment to DOC	1	0	4	0
Violation of Compulsory School Attendance Law (Truancy) (31-37-2-3)	0	0	0	2
Voyeurism (35-45-4-5)	0	0	0	1
Welfare Fraud (35-45-5-7)	0	0	0	0
	<b>Sub-Total</b>		<b>13</b>	<b>135</b>
	<b>10</b>	<b>34</b>	<b>53</b>	<b>349</b>
<b>GRAND TOTAL NUMBER OF OFFENSES</b>				

**Indiana Department of Correction**  
**Table 17**  
**Number of Juvenile Offenders by Most Serious Offense**  
**Committed to the Indiana Department of Correction**

**July 2020**

MOST SERIOUS OFFENSE (Citation Code)	NUMBER OF JUVENILES			
	This Month		This Calendar Year	
LEVEL I	Female	Male	Female	Male
Aggravated Battery (35-42-2-1.5)	0	0	0	1
Arson (35-43-1-1)	0	0	0	0
Battery (35-42-2-1)	1	1	3	6
Battery by Bodily Waste (35-42-2-6)	0	0	1	1
Burglary (35-43-2-1)	0	0	1	11
Carjacking (35-42-5-2)	0	0	0	0
Carrying Handgun w/o License (35-47-2-1)	0	0	0	2
Changing, Altering, Removing, Obliterating ID of Handgun (35-47-2-18)	0	0	0	0
Child Exploitation (35-42-4-4)	0	0	1	0
Child Molesting (35-42-4-3)	0	2	0	13
Child Seduction (35-42-4-7)	0	0	0	0
Child Selling (35-46-1-4)	0	0	0	0
Child Solicitation (35-42-4-6)	0	0	0	0
Child in Possession of Handgun (35-47-10-5)	0	0	0	1
Consumer Product Tampering (35-45-8-3)	0	0	0	0
Criminal Confinement (35-42-3-3)	0	0	0	0
Criminal Deviate Conduct (35-42-4-2)	0	0	0	0
Criminal Gang Intimidation (35-45-9-4)	0	0	0	0
Criminal Gang Recruitment	0	0	0	0
Criminal Recklessness (35-42-2-2)	0	2	0	3
Dangerous Possession of a Firearm (35-47-10-5)	0	2	1	12
Dealing in a Sawed-Off Shotgun (35-47-5-4.1)	0	0	0	0
Distribution of a Destructive Device (IC 35-47.5-5-5)	0	0	0	0
Domestic Battery (35-42-2-1.3)	0	1	2	2
Driving While Intoxicated Resulting in Death (9-30-5-5)	0	0	0	0
False Application for Handgun (35-47-2-8)	0	0	0	0
False, Altering Handgun License (35-47-2-22)	0	0	0	0
Feticide (35-42-1-6)	0	0	0	0
Handgun, False ID (35-47-2-17)	0	0	0	0
Incest (35-46-1-3)	0	0	0	0
Interference with Custody (35-42-3-4)	0	0	0	0
Intimidation (35-45-2-1)	0	0	0	0
Involuntary Manslaughter (35-42-1-4)	0	0	0	1
Kidnapping (35-42-3-2)	0	0	0	1
Murder (35-42-1-1)	0	0	1	2
Neglect of a Dependent (35-46-1-4)	0	0	0	0
Operation of a Machine Gun/Hurling a Bomb (35-47-5-9)	0	0	0	0
Overpass Mischief (35-42-2-5)	0	0	0	0
Pointing a Firearm (35-47-4-3)	0	0	0	1
Possession of Firearm on School Property (35-47-9-2)	0	0	0	0
Possession of a Machine Gun or Bomb (35-47-5-9)	0	0	0	0
Rape (35-42-4-1)	0	0	0	0
Reckless Homicide (35-42-1-5)	0	0	0	1
Resisting Law Enforcement (35-44-3-3)	0	0	0	0
Robbery (35-42-5-1)	0	2	0	16
Sell, Manufacture, Possess, Purchase Explosive (35-47-5-1)	0	0	0	0
Sell, Transfer, HIV Blood (35-42-1-7)	0	0	0	0
Selling, Transferring, Giving Handgun to Under 18 (35-47-2-7)	0	0	0	0
Sexual Battery (35-42-4-8)	0	0	0	1
Sexual Misconduct (35-44-1-5)	0	0	0	0

LEVEL I (cont'd)	NUMBER OF JUVENILES			
	This Month		This Calendar Year	
	Female	Male	Female	Male
Sexual Misconduct with a Minor (35-42-4-9)	0	0	0	0
Stalking (35-45-10-5)	0	0	0	0
Strangulation (35-42-2-9)	0	0	0	0
Unlawful Delivery of Confiscated Firearm (35-47-3-4)	0	0	0	0
Unlawful Use of Body Armor (35-47-5-13)	0	0	0	0
Unlawful Use of Stun Gun (35-47-8-5)	0	0	0	0
Vicarious Sexual Gratification (35-42-4-5)	0	0	0	0
Voluntary Manslaughter (35-42-1-3)	0	0	0	0
<b>Sub-Total</b>	<b>1</b>	<b>10</b>	<b>10</b>	<b>75</b>

LEVEL II				
Assisting a Criminal (35-44-3-2)	0	0	0	0
Chinese Throwing Star (35-47-5-12)	0	0	0	0
Criminal Gang Activity (35-45-9-3)	0	0	0	0
Criminal Recklessness (35-42-2-2)	0	0	0	0
Dealing Anabolic Steroid (16-42-19-27)	0	0	0	0
Dealing Methamphetamine (35-48-4-1.1)	0	0	0	0
Dealing in Cocaine or Narcotic Drug (35-48-4-1)	0	0	0	0
Dealing in Marijuana, Hash Oil, or Hashish (35-48-4-10)	0	0	0	0
Dealing in a Schedule I, II, or III Controlled Substance (35-48-4-2)	0	0	0	0
Dealing in a Schedule IV Controlled Substance (35-48-4-3)	0	0	0	0
Dealing in a Schedule V Controlled Substance (35-48-4-4)	0	0	0	0
Dealing in a Substance Represented to be a Controlled Substance (35-48-4-4.5)	0	0	0	0
Delivery of Weapon to Intoxicated Person (35-47-4-1)	0	0	0	0
Disarming Law Enforcement Officer (35-44.1-3-2)	0	0	0	0
Escape/Failure to Return to Lawful Detention (35-44-3-5)	0	0	1	5
Inmate w/ Deadly Weapon (35-44.1-3-7)	0	0	0	0
Interference with Custody (35-42-3-4)	0	0	0	0
Intimidation (35-45-2-1)	0	1	0	9
Knife with Automatic Blade (35-47-5-2)	0	0	0	0
Loan Sharking (35-45-7-2)	0	0	0	0
Maintaining a Common Nuisance (35-48-4-13)	0	0	0	0
Making loan secured by mortgage, deposit or pledge of handgun (35-47-4-2)	0	0	0	0
Manufacture, Distribution, Possession of a Substance Represented to be a Controlled Substance (35-48-4-4.5)	0	0	0	0
Neglect of a Dependent (35-46-1-4)	0	0	0	0
Poss precursors w/intent to manufacture etc. (35-48-4-14.5)	0	0	0	0
Possession of a Controlled Substance (35-48-4-7)	0	0	0	0
Possession of a Knife on School Property (35-47-5-2.5)	0	0	0	0
Promoting Prostitution (35-45-4-4)	0	0	0	0
Purchase, Possession or Sale of Stun Gun (35-47-8-5)	0	0	0	0
Resisting Law Enforcement (35-44-3-3)	0	0	0	5
Rioting with a Deadly Weapon (35-45-1-2)	0	0	0	0
Sale, Possession, Use of Legend Drug (16-42-19-27)	0	0	0	0
Sexual Misconduct with a Minor (35-42-4-9)	0	0	0	0
Stalking (35-45-10-5)	0	0	0	0
Trafficking with an Inmate (35-44-3-9)	0	0	0	0
Use of Stun Gun in Commission of a Crime (35-47-8-5)	0	0	0	0
<b>Sub-Total</b>	<b>0</b>	<b>1</b>	<b>1</b>	<b>19</b>

LEVEL III				
Accident /Failure to Stop (9-26-1-8)	0	0	0	0
Accident, Property Damage with Injury (9-26-1-8)	0	0	0	0
Altering or Damaging Computer (35-43-1-4)	0	0	0	0
Auto Theft, Receiving Stolen Parts (35-43-4-2.5)	0	1	0	5
Battery (35-42-2-1)	0	0	4	4
Bestiality	0	0	0	0
Bribery (35-44-1-1)	0	0	0	0
Burglary (35-43-2-1)	0	0	0	0
Check Deception (35-43-5-5)	0	0	0	0

LEVEL III (cont'd)	NUMBER OF JUVENILES			
	This Month		This Calendar Year	
	Female	Male	Female	Male
Check Fraud (35-43-5-12)	0	0	0	0
Child Exploitation (35-42-4-4)	0	0	0	0
Controlled Substance Registration (35-48-4-14)	0	0	0	0
Conversion (35-43-4-3)	0	0	0	0
Criminal Mischief (35-43-1-2)	0	0	2	4
Criminal Recklessness (35-42-2-2)	0	0	0	0
Criminal Trespass (35-43-2-2)	0	0	0	1
Dealing in Altered Property (35-43-4-2.3)	0	0	0	0
Dealing in Marijuana, Hash Oil, or Hashish (35-48-4-10)	0	1	0	1
Dealing in Paraphernalia (35-48-4-8.5)	0	0	0	0
Distribution of Material Harmful to Minor (35-49-3-3)	0	0	0	0
Escape/Failure to Return to Lawful Detention (35-44-3-5)	0	1	3	4
Failure to Appear (35-44-3-6)	0	0	0	0
False Reporting (35-44-2-2)	0	0	0	0
Forgery (35-43-5-2)	0	0	0	0
Fraud (35-43-5-4)	0	0	0	1
Fraud on Financial Institution (35-45-5-8)	0	0	0	0
Home Improvement Fraud (35-43-6-13)	0	0	0	0
Identity Deception (35-43-5-3.5)	0	0	0	0
Interference with Custody (35-42-3-4)	0	0	0	0
Interference with Reporting Crime (35-42-2-5)	0	0	0	0
Invasion of Privacy (35-46-1-15.1)	0	0	0	0
Kill Domestic Animal	0	0	0	0
LEGEND DRUG DECEPTN	0	0	0	1
Manufacture of Paraphernalia (35-48-4-8.1)	0	0	0	0
Nonsupport of Child (35-46-1-5)	0	0	0	0
Nonsupport of Spouse (35-46-1-6)	0	0	0	0
Obscene Performance (35-49-3-1)	0	0	0	0
Obstructing Fireman (35-44-3-8)	0	0	0	0
Obstructing Traffic (35-42-2-4)	0	0	0	0
Obstruction of Justice (35-44-3-4)	0	0	0	0
Operating Vehicle After Lifetime Forfeiture (9-30-10-17)	0	0	0	0
Operating Vehicle While Intoxicated (9-30-5-4)	0	0	0	0
Operating Vehicle While Intoxicated with Prior (9-30-5-3)	0	0	0	0
Patronizing a Prostitute (35-45-4-3)	0	0	0	0
Perjury (35-44-2-1)	0	0	0	0
Possession of Cocaine or Narcotic Drug (35-48-4-6)	0	0	0	1
Possession of Marijuana, Hash Oil, or Hashish (35-48-4-11)	0	0	0	0
Possession of Methamphetamines (35-48-4-6.1)	0	0	0	0
Possession of Paraphernalia (35-48-4-8.3)	0	0	0	0
Possession of a Controlled Substance (35-48-4-7)	0	0	0	0
Possession of a Syringe (16-42-19-18)	0	0	1	0
Possession/Use of Legend Drug (16-42-19-13)	0	0	0	2
Professional Gambling (35-45-5-3)	0	0	0	0
Profiting from Adoption (35-46-1-9)	0	0	0	0
Promoting Professional Gambling (35-45-5-4)	0	0	0	0
Promoting Prostitution (35-45-4-4)	0	0	0	0
Prostitution (35-45-4-2)	0	0	0	0
Public Indecency (35-45-4-1)	0	0	0	0
Public Nudity (35-45-4-1.5)	0	0	0	0
Railroad Mischief (35-42-2-5.5)	0	0	0	0
Receiving Stolen Property (35-43-4-2)	0	0	0	0
Residential Entry (35-43-2-1.5)	0	0	1	0
Resisting Law Enforcement (35-44-3-3)	0	0	2	2
Rioting (35-45-1-2)	0	0	0	0
Sale, Possession, Use of Legend Drug (16-42-19-27)	0	0	0	0
Selling, Distributing, Exhibiting Obscene Material (35-49-3-1)	0	0	0	0
Stalking (35-45-10-5)	0	0	0	0
Synthetic Drug (35-48-4-11.5)	0	0	0	0



LEVEL III (Cont.)	NUMBER OF JUVENILES			
	This Month		This Calendar Year	
	Female	Male	Female	Male
Theft (35-43-4-2)	1	3	3	13
Torture or Mutilation of Animal (35-46-3-12)	0	0	0	0
Trafficking with an Inmate (35-44-3-9)	0	0	0	0
Unauthorized Possession of Prescription Form (35-48-4-14)	0	0	0	0
Unlawful Entry of Motor Vehicle (35-43-4-2.7)	0	0	0	0
Voyeurism (35-45-4-5)	0	0	0	0
Welfare Fraud (35-43-5-7)	0	0	0	0
<b>Sub-Total</b>	<b>1</b>	<b>6</b>	<b>16</b>	<b>39</b>

#### LEVEL IV

Absence From Home Detention (35-38-2.5-10)	0	0	0	0
Accident/Failure to Stop (9-26-1-8)	0	0	0	1
Assisting a Criminal (35-44-3-2)	0	0	0	0
Beats Vertebrate Animal (35-46-3-12)	0	0	0	0
Check Deception (35-43-5-5)	0	0	0	0
Common Nuisance (35-48-4-13)	0	0	0	0
Computer Trespassing (35-43-2-3)	0	0	0	0
Counterfeiting Auto Registration (9-18-2-42)	0	0	0	0
Counterfeiting a Driver's License (9-24-18-7)	0	0	0	0
Curfew Violation (31-37-2-5)	0	0	0	0
Deception (35-43-5-3)	0	0	0	0
Disorderly Conduct (35-45-1-3)	0	0	0	1
Dissemination of Material Harmful to Minor (35-49-3-3)	0	0	0	0
Driving with Suspended License (9-24-19-2)	0	0	0	0
Exploitation of Dependent/Endangered Adult (35-46-1-12)	0	0	0	0
Failure to Appear (35-44-3-6)	0	0	0	0
Failure to Disclose Recruitment (35-46-4-4)	0	0	0	0
Failure to Respond to Summons (35-44-3-6.5)	0	0	0	0
False Auto Registration (9-18-2-44)	0	0	0	0
False Identity Statement (35-44-2-6)	0	0	0	0
False Informing (35-44-2-2)	0	0	0	0
Flag Desecration (35-45-1-4)	0	0	0	0
Glue Sniffing (35-46-6-2)	0	0	0	0
Habitual Disobedience of Parent, Guardian, or Custodian (Incorrigible) (31-37-2-4)	0	0	0	0
Harassment (35-45-2-2)	0	0	0	0
Home Improvement Fraud (35-43-6-12)	0	0	0	0
Illegal Consumption of Alcohol (7.1-5-7-7)	0	0	0	0
Illegal Possession of Alcohol (7.1-5-7-7)	0	0	0	0
Impairment of ID Number (35-43-7-4)	0	0	0	0
Interference with Custody (35-42-3-4)	0	0	0	0
Interfering with Law Enforcement Animal (35-46-3-11)	0	0	0	0
Invasion of Privacy (35-46-1-15.1)	0	0	0	0
Leaving Home w/o Permission of Parent, Guardian or Custodian (Runaway) (31-37-2-2)	0	0	0	0
Nitrous Oxide Distribution (35-46-6-3)	0	0	0	0
Obscene Performance (35-49-3-1)	0	0	0	0
Obstructing Medical Emergency (35-44-3-8.5)	0	0	0	0
Obstructing Traffic (35-42-2-4)	0	0	0	0
Operating Vehicle While Intoxicated (9-30-5-2)	0	0	0	1
Operating Vehicle While Intoxicated/Cntrl'd Sub (9-30-5-1)	0	0	0	0
Operating Vehicle w/o License (9-24-18-1)	0	0	0	0
Operating Vehicle w/o Proof of Financial (9-25-8-2)	0	0	0	0
Operating Vehicle w/o Registration/Plates (9-18-2-43)	0	0	0	0
Possession of Marijuana, Hash Oil, or Hashish (35-48-4-11)	1	0	1	2
Possession of Paraphernalia (35-48-4-8.3)	0	0	0	0
Possession of Substance Represented to be a Controlled Substance (35-48-4-4.6)	0	0	0	0
Possession, Purchase, Accepting Tobacco (35-46-1-10.5)	0	0	0	0
Probation Violation	0	0	0	0
Public Intoxication (7.1-5-1-3)	0	0	0	0
Receiving Unidentified Property (35-43-7-5)	0	0	0	0
Reckless Driving (9-21-8-52)	0	0	0	0
Refusal to Aid Officer (35-44-3-7)	0	0	0	0

LEVEL IV (cont'd)	NUMBER OF JUVENILES			
	This Month		This Calendar Year	
	Female	Male	Female	Male
Refusal to Identify Self (34-28-5-3.5)	0	0	0	0
Selling, Distributing, Exhibiting Obscene Material (35-49-3-1)	0	0	0	0
Synthetic Drug	0	0	0	0
Torture, Kill, Mutilate an Animal (35-46-3-12)	0	0	0	0
Unauthorized Possession of Prescription (35-48-4-14)	0	0	0	0
Unlawful Entry of Motor Vehicle (35-43-4-2.7)	0	0	0	1
Unlawful Gambling (35-45-5-2)	0	0	0	0
Unlawful Use of Railroad Right of Way (8-3-15-3)	0	0	0	0
Vending Machine Vandalism (35-43-4-7)	0	0	0	0
Violation Home Detention	0	0	0	0
Violation Suspended Commitment to DOC	0	0	0	0
Violation of Compulsory School Attendance Law (Truancy) (31-37-2-3)	0	0	0	0
Voyeurism (35-45-4-5)	0	0	0	1
Welfare Fraud (35-45-5-7)	0	0	0	0
<b>Sub-Total</b>	<b>1</b>	<b>0</b>	<b>1</b>	<b>7</b>
<b>GRAND TOTAL NUMBER OF JUVENILES</b>	<b>3</b>	<b>17</b>	<b>28</b>	<b>140</b>

**Indiana Department of Correction**  
**Table 18**  
**Juvenile Female New Commitments**

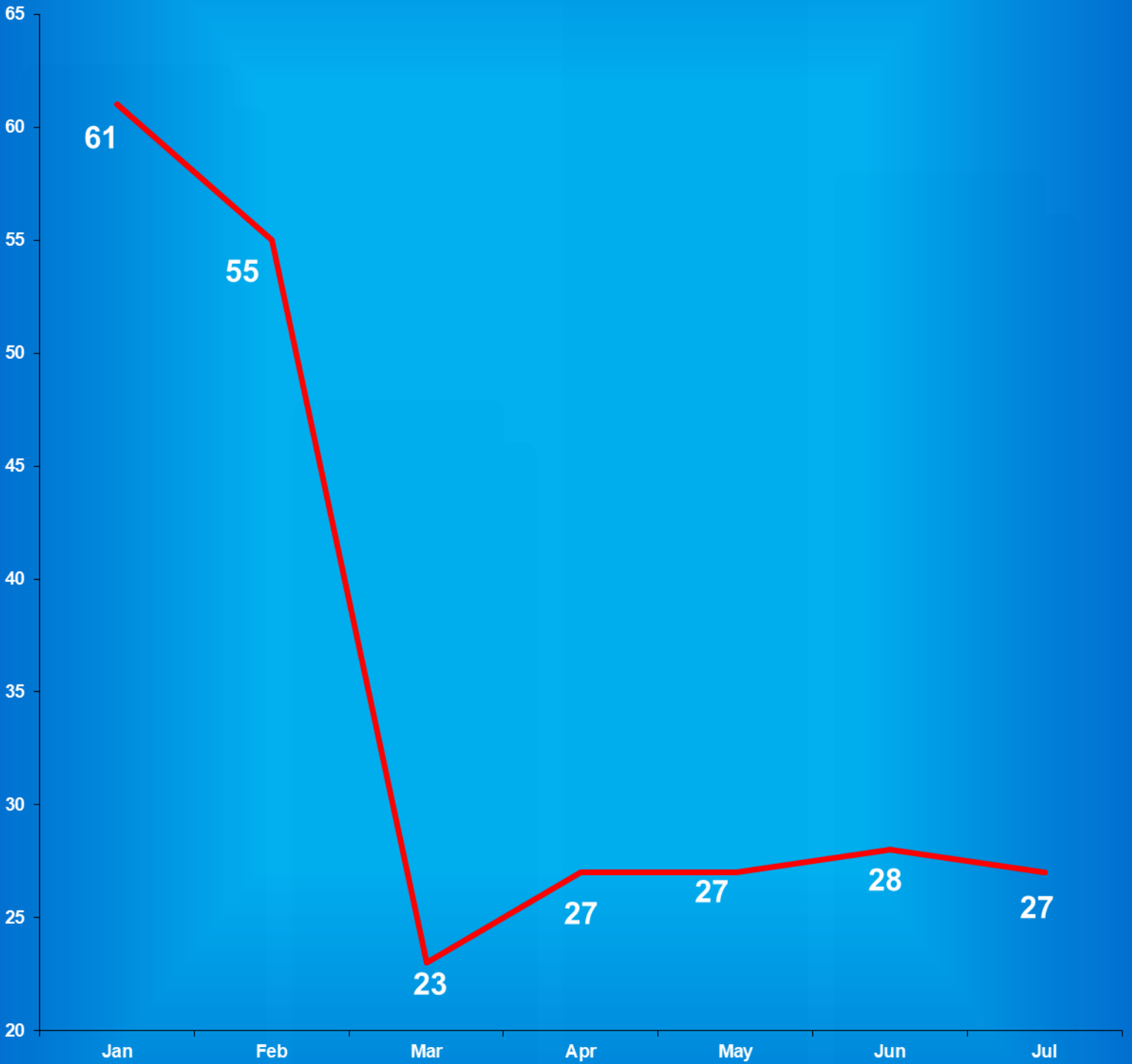
<u>Month</u>	<u>2016</u>	<u>2017</u>	<u>2018</u>	<u>2019</u>	<u>2020</u>
January	6	2	3	10	3
February	10	5	8	4	5
March	11	6	4	7	3
April	9	2	7	3	5
May	4	6	8	8	5
June	11	7	2	3	4
July	4	8	12	9	3
August	4	5	4	2	
September	7	8	8	4	
October	5	6	5	6	
November	6	7	8	2	
December	<u>5</u>	<u>12</u>	<u>8</u>	<u>5</u>	
<b>TOTALS</b>	<b>82</b>	<b>74</b>	<b>77</b>	<b>63</b>	<b>28</b>

Source: SAS - mnthadm4.pgm

# Indiana Department of Correction

## Graph G

### Average Daily Juvenile Female Offender Populations Calendar Year 2020



**Indiana Department of Correction**  
**Table 19**  
**Juvenile Male New Commitments**

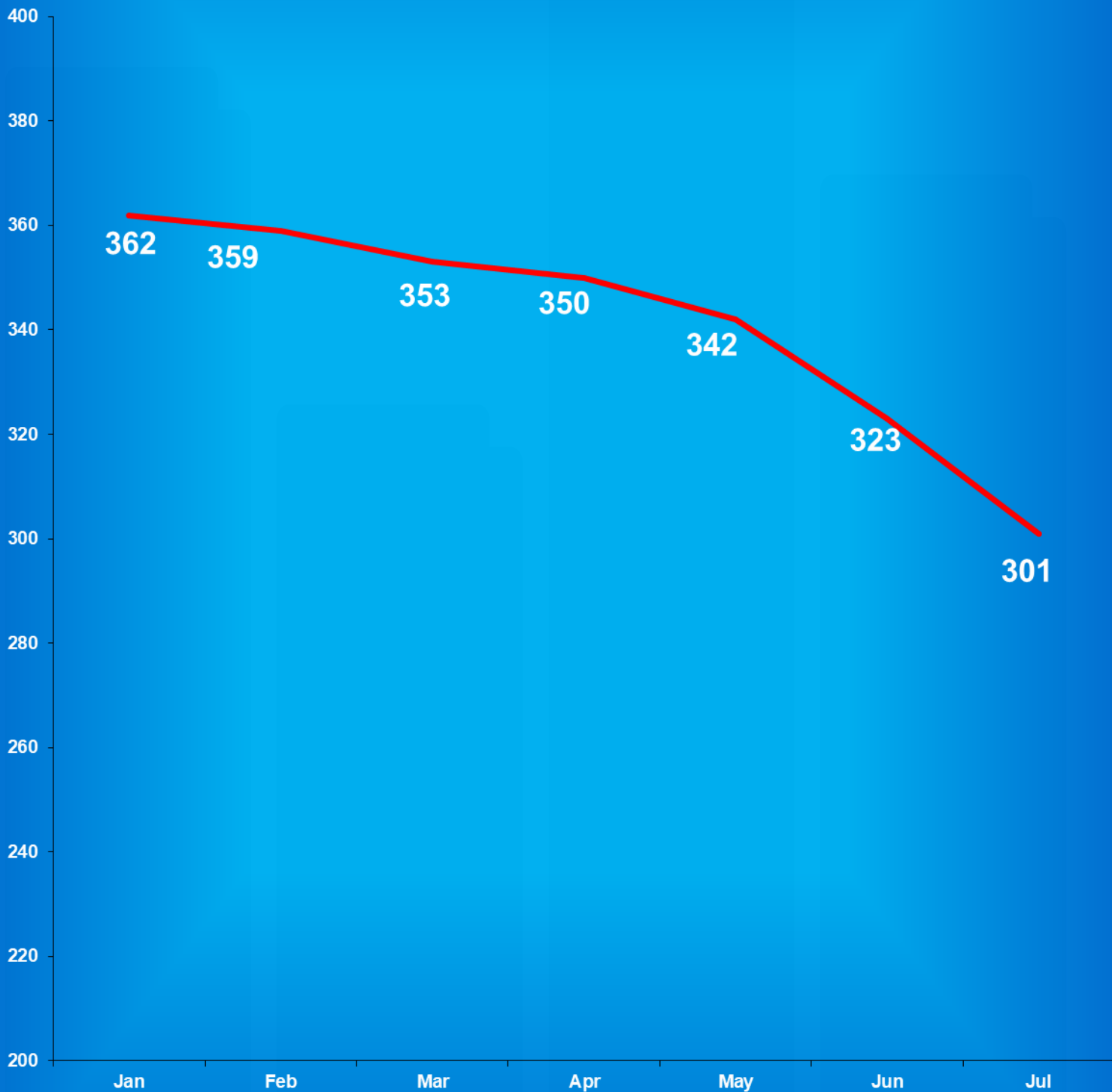
<u>Month</u>	<u>2016</u>	<u>2017</u>	<u>2018</u>	<u>2019</u>	<u>2020</u>
January	39	26	46	36	28
February	40	26	38	36	21
March	69	36	33	17	32
April	33	45	27	24	17
May	44	35	42	30	11
June	40	48	29	27	14
July	29	40	29	47	17
August	38	48	28	37	
September	36	43	41	23	
October	24	39	24	34	
November	28	48	34	26	
December	<u>30</u>	<u>34</u>	<u>52</u>	<u>23</u>	
<b>TOTALS</b>	<b>463</b>	<b>450</b>	<b>468</b>	<b>360</b>	<b>140</b>

Source: SAS - mnthadm4.pgm

# Indiana Department of Correction

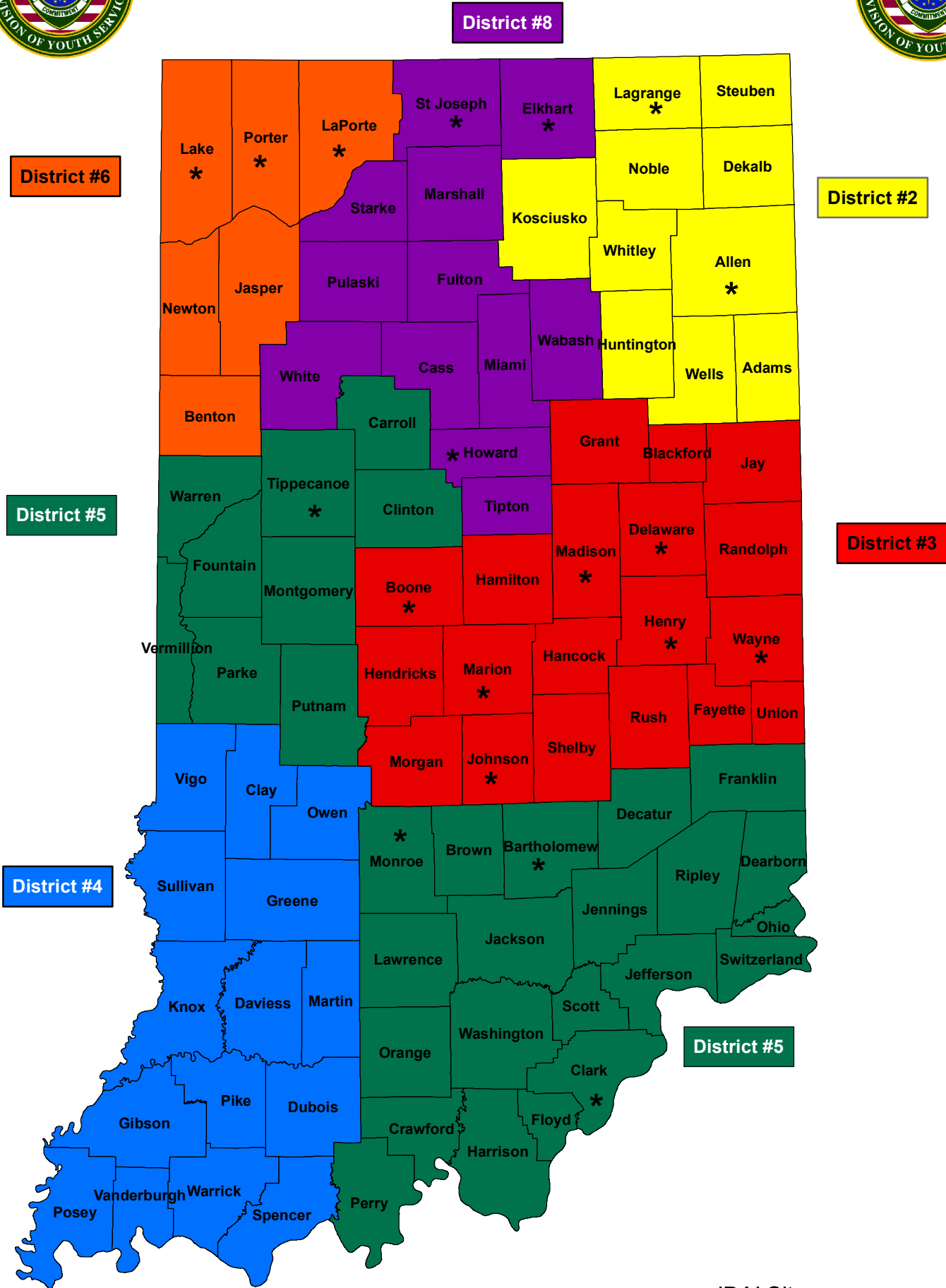
## Graph H

### Average Daily Juvenile Male Offender Populations Calendar Year 2020





# Juvenile Reintegration Districts



\*JDAI Site

**Indiana Department of Correction**  
**Table 20**  
**Juvenile Parole Caseload on August 01, 2020**

<u>Juvenile Reintegration Districts</u>	<b>Indiana Parolees</b>		<b>Other Jurisdiction</b>		<u>Total</u>
	<u>Juvenile Male</u>	<u>Juvenile Female</u>	<u>Juvenile Male</u>	<u>Juvenile Female</u>	
<i>Interstate Compact (RD0)*</i>	0	0	7	0	7
			<u>District Supervision Breakdown</u> <u>as follows:</u>		
Juv Reintegration District 2	5	0	0	0	5
Juv Reintegration District 3	5	0	2	0	7
Juv Reintegration District 4	3	1	1	0	5
Juv Reintegration District 5	4	0	1	0	5
Juv Reintegration District 6	1	2	0	0	3
Juv Reintegration District 8	5	1	3	0	9
<b>Total</b>	<b>23</b>	<b>4</b>	<b>7</b>	<b>0</b>	<b>34</b>

**Total Juvenile Parole Population on the First Day of Each Month**

<u>Calendar Year 2020</u>	<b>Indiana Parolees</b>		<b>Other Jurisdiction</b>		<u>Total</u>
	<u>Juvenile Male</u>	<u>Juvenile Female</u>	<u>Juvenile Male</u>	<u>Juvenile Female</u>	
January	37	3	4	0	44
February	41	4	6	0	51
March	33	4	9	0	46
April	29	3	10	0	42
May	25	3	8	0	36
June	29	3	9	0	41
July	27	3	7	1	38
August	23	4	7	0	34

*\* Includes Indiana parolees who are serving their parole in another state, as well as offenders from other States being supervised in Indiana (Interstate Compact)*

Sources:  
Parole Division  
SAS - juvparl2.pgm



**Indiana Department of Correction  
Indiana Government Center South, Room E334  
302 W. Washington Street  
Indianapolis, IN 46204**

**Prepared by:  
Chris Yirenkyi, Data Analyst  
(317) 233-4765  
[cyirenkyi@idoc.IN.gov](mailto:cyirenkyi@idoc.IN.gov)**

**This report and previous reports may be found at:**

**<http://www.in.gov/idoc/2376.htm>**



# CHANGING LIVES



The logo for the Indiana Department of Correction is a circular seal. It features a central torch with a flame, surrounded by a wreath. The words "EMPLOYEES", "EFFICIENCY", and "EFFECTIVENESS" are arranged around the torch. The outer ring of the seal contains the text "INDIANA DEPARTMENT OF CORRECTION" and is decorated with stars and stripes. To the right of the seal is a solid blue silhouette of the state of Indiana.

The Indiana Department of Correction advances public safety and successful re-entry through dynamic supervision, programming, and partnerships.