

Indiana Department of Correction  
December 2025

Offender Population Report

Prepared for the Justice Reinvestment Advisory Council  
and State Budget Committee

Lloyd Arnold, Commissioner



**Contents**

Admissions . . . . . 2

County of Commit . . . . . 9

Population Trend . . . . . 11

DOC Facility Population & Capacity . . . . . 14

Notes Page . . . . . 15

## Admissions

December 2025 Admissions by Most Serious Offense

Table 1: Monthly Admissions by Most Serious Offense

Most Serious Offense	F1	F2	F3	F4	F5	F6	FA	FB	FC	FD	M	MA	NA	Total
Aggravated Battery	1	0	12	0	0	0	0	2	0	0	0	0	0	15
Aiding Battery Resulting In Serious Bodily Injury	0	0	0	0	1	0	0	0	0	0	0	0	0	1
Aiding Counterfeiting Def Knowingly Makes Or Utters Written Instrument Such That It	0	0	0	0	0	1	0	0	0	0	0	0	0	1
Aiding Robbery (Armed Or Bodily Injury)	0	0	1	0	0	0	0	0	0	0	0	0	0	1
Armed Robbery-Taking Property By Force Or Threatening Use Of Force While Armed	0	0	7	0	3	0	0	0	0	0	0	0	0	10
Arson	0	0	0	3	0	0	0	0	0	0	0	0	0	3
Assisting A Criminal	0	0	0	0	1	1	0	0	0	0	0	0	0	2
Attempted Aggravated Battery	0	0	1	0	0	0	0	0	0	0	0	0	0	1
Attempted Armed Robbery-Taking Property By Force Or Threatening Use Of Force While Armed	0	0	1	0	0	0	0	0	0	0	0	0	0	1
Attempted Child Molesting	0	0	0	0	0	0	1	0	0	0	0	0	0	1
Attempted Dealing In Methamphetamine	0	0	0	1	0	0	0	0	0	0	0	0	0	1
Attempted Murder	4	0	0	0	0	0	0	0	0	0	0	0	0	4
Attempted Possession Of Child Pornography	0	0	0	0	0	1	0	0	0	0	0	0	0	1
Attempted Robbery	0	0	0	0	1	0	0	0	0	0	0	0	0	1
Attempted Robbery (Armed Or Bodily Injury)	0	0	1	0	0	0	0	0	0	0	0	0	0	1
Auto Theft	0	0	0	0	0	2	0	0	0	0	0	0	0	2
Auto Theft, Receiving Stolen Auto Parts	0	0	0	0	2	0	0	0	0	0	0	0	0	2
Auto Theft, Same 8265, Prior Conviction For Either Theft Of An Auto Or Auto Parts	0	0	0	0	10	0	0	0	0	0	0	0	0	10
Auto Theft-Theft Of An Entire Motor Vehicle	0	0	0	0	0	9	0	0	0	0	0	0	0	9
Auto Theft-Theft Of Entire Motor Vehicle	0	0	0	0	1	0	0	0	0	0	0	0	0	1
Battery	0	0	0	0	9	2	0	0	0	0	0	0	0	11
Battery Against A Public Safety Official	0	0	0	0	2	0	0	0	0	0	0	0	0	2
Battery By Bodily Waste Against A Public Safety Officer	0	0	0	0	0	1	0	0	0	0	0	0	0	1
Battery By Means Of A Deadly Weapon	0	0	0	0	5	0	0	0	0	0	0	0	0	5
Battery On A Person Less Than 14 Yrs Old	0	0	0	0	0	1	0	0	0	0	0	0	0	1

Battery On A Person Less Than 14yo	0	0	0	0	1	0	0	0	0	0	0	0	0	1
Battery On A Public Safety Official	0	0	0	0	0	4	0	0	0	0	0	0	0	4
Battery Resulting In Moderate Bodily Injury	0	0	0	0	0	3	0	0	0	0	0	0	0	3
Battery Resulting In Serious Bodily Injury	0	0	0	0	6	0	0	0	0	0	0	0	0	6
Battery Sbi Victim Under 14	0	0	1	0	0	0	0	0	0	0	0	0	0	1
Battery W/Bodily Injury To A Public Safety Officer	0	0	0	0	3	0	0	0	0	0	0	0	0	3
Bribery	0	0	0	0	1	0	0	0	0	0	0	0	0	1
Burglary	1	2	2	21	42	0	1	7	0	0	0	0	0	76
Carjacking	0	0	0	0	0	0	0	1	0	0	0	0	0	1
Carrying A Handgun W/O License, Def Has A Prior Conviction For Carrying C/O License.	0	0	0	0	8	0	0	0	0	0	0	0	0	8
Child Exploitation	0	0	0	6	0	1	0	0	0	0	0	0	0	7
Child Molesting	10	0	2	17	0	0	3	0	1	0	0	0	0	33
Child Solicitation	0	0	0	4	5	0	0	0	0	0	0	0	0	9
Conspiracy Theft-Use When Property Stolen Is A Firearm	0	0	0	0	1	0	0	0	0	0	0	0	0	1
Conspiracy To Commit Murder	0	2	0	0	0	0	0	0	0	0	0	0	0	2
Conspiracy To Commit Murder Conspiracy Results In Death	1	0	0	0	0	0	0	0	0	0	0	0	0	1
Conversion	0	0	0	0	1	0	0	0	0	0	0	0	0	1
Corrupt Business Influence	0	0	0	0	3	0	0	0	0	0	0	0	0	3
Counterfeiting Def Possesses More Than 1 Written Instrument	0	0	0	0	0	1	0	0	0	0	0	0	0	1
Knowing They Were Criminal Confinement	0	0	1	3	2	1	0	0	0	0	0	0	0	7
Criminal Confinement Resulting In Bodily Injury	0	0	0	0	1	0	0	0	0	0	0	0	0	1
Criminal Confinement While Armed With A Deadly Weapon	0	0	1	0	0	0	0	0	0	0	0	0	0	1
Criminal Confinement With Moderate Bodily Injury	0	0	0	2	0	0	0	0	0	0	0	0	0	2
Criminal Deviate Conduct	0	0	0	0	0	0	1	0	0	0	0	0	0	1
Criminal Gang Activity	0	0	0	0	1	0	0	0	0	0	0	0	0	1
Criminal Recklessness	0	0	0	0	3	1	0	0	0	0	0	0	0	4
Criminal Recklessness Committed With A Deadly Weapon	0	0	0	0	0	7	0	0	0	0	0	0	0	7
Criminal Recklessness, Def. Shoots Firearm Into A Building.	0	0	0	0	5	0	0	0	0	0	0	0	0	5
Criminal Trespass	0	0	0	0	0	3	0	0	0	0	0	0	0	3
Danger Poss Firearm Child Prev Conv/Adj	0	0	0	0	4	0	0	0	0	0	0	0	0	4
Deal Controlled Substance Result Death	3	0	0	0	0	0	0	0	0	0	0	0	0	3

Deal Sub Represented To Be Controlled Sub	0	0	0	0	0	1	0	0	0	0	0	0	0	1
Dealing A Sched I, Ii, Iii Control Subst	0	3	4	1	3	0	0	0	0	0	0	0	0	11
Dealing In A Sched I,Ii Or Iii Contr Sub	0	0	0	0	0	0	0	1	0	0	0	0	0	1
Dealing In Cocaine Or Narcotic Drug	0	10	7	11	5	0	2	1	0	0	0	0	0	36
Dealing In Marijuana, Hash Oil, Hashish	0	0	0	0	1	1	0	0	0	0	0	0	0	2
Dealing In Methamphetamine	0	33	23	12	7	0	2	1	0	0	0	0	0	78
Dealing In Xylazine-Possession With Intent	0	0	0	0	1	0	0	0	0	0	0	0	0	1
Def, W/Intent To Defraud, Makes/Utters Written Instrument That Purports To Have Domestic Battery	0	0	0	0	0	1	0	0	0	0	0	0	0	1
Domestic Battery By Means Of A Deadly Weapon	0	0	0	0	0	6	0	0	0	0	0	0	0	6
Domestic Battery Committed In The Presence Of A Child Less Than 16	0	0	0	0	7	0	0	0	0	0	0	0	0	7
Domestic Battery Resulting In Moderate Bodily Injury	0	0	0	0	2	0	0	0	0	0	0	0	0	2
Domestic Battery Resulting In Sbi Domestic Battery Resulting In Serious Bodily Injury	0	0	0	0	4	0	0	0	0	0	0	0	0	4
Domestic Battery W/Bodily Injury Person Under 14	0	0	0	0	5	0	0	0	0	0	0	0	0	5
Domestic Battery W/Sbi To A Person Less Than 14 Years Old	0	0	1	0	0	0	0	0	0	0	0	0	0	1
Domestic Battery With Injury To A Pregnant Woman.	0	0	0	0	5	0	0	0	0	0	0	0	0	5
Domestic Battery With Prev Battery Conv	0	0	0	0	3	0	0	0	0	0	0	0	0	3
Domestic Battery-Def Has Been Previously Convicted Of Battery Or Strangulation	0	0	0	0	12	0	0	0	0	0	0	0	0	12
Domestic Battery-Def. Has A Prior Conviction For Any Sort Of Battery Or Strangulation	0	0	0	0	0	5	0	0	0	0	0	0	0	5
Escape	0	0	0	0	3	7	0	0	0	0	0	0	0	10
Escape-Def Violates Home Detention Or Removes An Electronic Device	0	0	0	0	0	7	0	0	0	0	0	0	0	7
Fail To Stop After Acc - Ser Body Injury	0	0	1	0	0	0	0	0	0	0	0	0	0	1
Failure To Appear	0	0	0	0	0	3	0	0	0	0	0	0	0	3

Failure To Register As A Sex Offender	0	0	0	0	21	7	0	0	0	0	0	0	0	28
Failure To Return To Acc Result Ser Inj	0	0	0	0	0	1	0	0	0	0	0	0	0	1
Failure To Return To Lawful Detention	0	0	0	0	0	6	0	0	0	0	0	0	0	6
Fraud	0	0	0	0	2	1	0	0	0	0	0	0	0	3
Handgun Violation (Felony Within 15 Yrs)	0	0	0	0	3	0	0	0	0	0	0	0	0	3
Identity Deception	0	0	0	0	0	3	0	0	0	0	0	0	0	3
Incest	0	0	0	0	0	0	0	1	0	0	0	0	0	1
Institutional Criminal Mischief	0	0	0	0	0	1	0	0	0	0	0	0	0	1
Intimidation	0	0	0	0	16	15	0	0	0	0	0	0	0	31
Invasion Of Privacy	0	0	0	0	0	8	0	0	0	0	0	0	0	8
Kidnapping	0	0	1	0	2	0	0	0	0	0	0	0	0	3
Maintaining Common Nuisance - Cntrl Subs	0	0	0	0	0	5	0	0	0	0	0	0	0	5
Manufacturing Methamphetamine	0	0	0	1	0	0	0	0	0	0	0	0	0	1
Murder	0	0	0	0	0	0	0	0	0	0	10	0	0	10
Neglect Of A Dependent	0	0	0	0	0	2	0	1	0	0	0	0	0	3
Neglect Of A Dependent Resulting In Bodily Injury	0	0	0	0	1	0	0	0	0	0	0	0	0	1
Neglect Of A Dependent W/ Serious Injury	0	0	6	0	0	0	0	0	0	0	0	0	0	6
Neglect Of Dependent Resulting In Catastrophic Injury	1	0	0	0	0	0	0	0	0	0	0	0	0	1
Neglect Of Dependent Resulting In Death	0	0	0	0	0	0	1	0	0	0	0	0	0	1
Non Support Dep Child - Prev Conviction	0	0	0	0	1	0	0	0	0	0	0	0	0	1
Non-Support Of Child	0	0	0	0	0	0	0	0	0	1	0	0	0	1
Non-Support Of Dependent Child	0	0	0	0	0	4	0	0	0	0	0	0	0	4
Obstruction Of Justice	0	0	0	0	1	3	0	0	0	0	0	0	0	4
Omvwi - Cause Catastrophic Injury	0	0	0	2	0	0	0	0	0	0	0	0	0	2
Oper Veh - Ser Bodily Injury W/Schd I,Ii	0	0	0	0	2	0	0	0	0	0	0	0	0	2
Oper Veh .08 Or More - Prior Conviction	0	0	0	0	0	7	0	0	0	0	0	0	0	7
Oper Veh Intox Causing Sbi	0	0	0	0	1	0	0	0	0	0	0	0	0	1
Oper Veh Intox-Prior W/I 7y	0	0	0	0	0	23	0	0	0	0	0	0	0	23
Operate Vehicle After Suspended For Life	0	0	0	0	12	0	0	0	0	0	0	0	0	12
Operating A Vehicle Intoxicated: Endangering A Person	0	0	0	0	0	3	0	0	0	0	0	0	0	3
Operating A Vehicle While Intoxicated: Endangering A Person Less Than 18yrs	0	0	0	0	0	3	0	0	0	0	0	0	0	3

Operating A Vehicle While Intoxicated: Prior Conviction Within 7 Years	0	0	0	0	0	9	0	0	0	0	0	0	0	9
Operating A Vehicle With A Schedule I Or Ii Controlled Substance	0	0	0	0	0	1	0	0	0	0	0	0	0	1
Operating A Vehicle With An Ace Of .15 Or More But Where Def. Has A Prior Conviction	0	0	0	0	0	1	0	0	0	0	0	0	0	1
Operating Vehicle-Habit Traffic Violator	0	0	0	0	0	14	0	0	0	0	0	0	0	14
Organized Theft	0	0	0	0	0	1	0	0	0	0	0	0	0	1
Owi- Death/Injury - W/ Ctrl Sub Schd 1,2	0	0	0	1	0	0	0	0	0	0	0	0	0	1
Pointing A Firearm	0	0	0	0	0	1	0	0	0	0	0	0	0	1
Possess Child Porn W/ Aggravating Factor Found In 35-42-4-4(E)(1)	0	0	0	0	7	0	0	0	0	0	0	0	0	7
Possession Dangerous Device	0	0	0	0	1	0	0	0	0	0	0	0	0	1
Possession Of A Machine Gun Or Bomb	0	0	0	0	3	0	0	0	0	0	0	0	0	3
Possession Of Child Pornography	0	0	0	0	6	2	0	0	0	0	0	0	0	8
Possession Of Cocaine Or Narcotic Drug	0	0	1	4	11	21	0	0	0	0	0	0	0	37
Possession Of Marijuana, Hash, Hash Oil	0	0	0	0	0	1	0	0	0	0	0	0	0	1
Possession Of Methamphetamine	0	0	13	24	31	124	0	0	0	0	0	0	0	192
Possession Of Syringes Or Needles	0	0	0	0	0	16	0	0	0	0	0	0	0	16
Possession Or Use Of Legend Drug	0	0	0	0	0	2	0	0	0	0	0	0	0	2
Promote Child Sex Trafficking	0	0	1	0	0	0	0	0	0	0	0	0	0	1
Promotion Of Human Sexual Trafficking	0	0	0	1	0	0	0	0	0	0	0	0	0	1
Public Indecency With Prior Conviction	0	0	0	0	0	2	0	0	0	0	0	0	0	2
Rape	0	0	8	0	0	0	1	1	0	0	0	0	0	10
Reckless Homicide	0	0	0	0	5	0	0	0	0	0	0	0	0	5
Residential Entry	0	0	0	0	0	11	0	0	0	0	0	0	0	11
Resisting Law Enforcement	0	0	1	0	4	10	0	0	0	0	0	0	0	15
Resisting Law Enforcement-But Use Of A Vehicle And Causes Sbi.	0	0	0	0	1	0	0	0	0	0	0	0	0	1
Resisting Law Enforcement-Def Uses A Vehicle	0	0	0	0	0	14	0	0	0	0	0	0	0	14
Resisting Law Enforcement-Defendant Causes Bodily Injury	0	0	0	0	0	3	0	0	0	0	0	0	0	3
Robbery	0	0	0	0	4	0	0	0	0	0	0	0	0	4
Robbery (Armed Or Bodily Injury)	0	0	13	0	0	0	0	3	0	0	0	0	0	16
Robbery Taking Prop By Force	0	0	2	0	0	0	0	0	0	0	0	0	0	2



Sexual Battery	0	0	0	0	0	4	0	0	0	0	0	0	0	4
Sexual Misconduct With A Minor	0	0	0	7	5	0	0	1	1	0	0	0	0	14
Stalking	0	0	0	0	4	2	0	0	0	0	0	0	0	6
Strangulation	0	0	0	0	2	8	0	0	0	0	0	0	0	10
Theft Where Value Of Property Is Between \$750-\$50k	0	0	0	0	0	9	0	0	0	0	0	0	0	9
Theft, Def. Has A Prior Conviction For Either Theft Or Conversion	0	0	0	0	0	12	0	0	0	0	0	0	0	12
Theft, Value Of Property > \$50k	0	0	0	0	2	0	0	0	0	0	0	0	0	2
Theft,Receiving Stolen Property	0	0	0	0	1	14	0	0	0	2	0	0	0	17
Theft-Use When Property Stolen Is A Firearm	0	0	0	0	4	0	0	0	0	0	0	0	0	4
Torturing Or Mutilating A Vertebrate Animal, Def. Knowingly Tortures Or Mutilates	0	0	0	0	0	1	0	0	0	0	0	0	0	1
Unlawful Carrying Of A Handgun	0	0	0	0	6	0	0	0	0	0	0	0	0	6
Unlawful Carrying Of A Handgun-Prior Conviction Under This Section	0	0	0	0	14	0	0	0	0	0	0	0	0	14
Unlawful Entry By A Serious Sex Offender	0	0	0	0	0	2	0	0	0	0	0	0	0	2
Unlawful Firearm Poss By Serious Felon	0	0	0	51	0	0	0	1	0	0	0	0	0	52
Violate Condition Lifetime Parole W/Minr	0	0	0	0	0	1	0	0	0	0	0	0	0	1
Voluntary Manslaughter	0	4	0	0	0	0	0	0	0	0	0	0	0	4
Unknown	0	0	0	0	0	0	0	0	0	0	0	0	97	97
Total	21	54	112	172	353	464	12	21	2	3	10	0	97	1321

## County of Commit

December 2025 County of Commit

Table 2: County of Commitment

County	DOC	Community Corrections	Jail DOC Contract	Jail Felony F6 Diversions	County Totals
Adams	105	67	2	21	195
Allen	1916	475	94	11	2496
Bartholomew	268	124	5	7	404
Benton	29	6	0	0	35
Blackford	73	57	1	2	133
Boone	187	110	5	14	316
Brown	48	12	6	0	66
Carroll	81	53	0	0	134
Cass	219	124	13	25	381
Clark	191	145	10	23	369
Clay	93	127	4	4	228
Clinton	152	72	3	24	251
Crawford	38	1	0	3	42
Daviess	94	163	3	4	264
Dearborn	265	73	4	5	347
Decatur	180	23	16	16	235
Dekalb	192	47	9	8	256
Delaware	399	186	17	7	609
Dubois	102	108	3	8	221
Elkhart	1339	369	43	2	1753
Fayette	139	105	5	2	251
Floyd	199	111	11	4	325
Fountain	41	22	3	1	67
Franklin	43	0	2	5	50
Fulton	73	41	2	9	125
Gibson	122	49	4	10	185
Grant	268	96	14	27	405
Greene	136	39	2	26	203
Hamilton	350	411	16	33	810
Hancock	126	91	10	66	293
Harrison	100	57	6	0	163
Hendricks	332	174	19	0	525
Henry	199	35	7	22	263
Howard	328	237	10	23	598
Huntington	326	69	13	2	410
Jackson	138	136	3	15	292
Jasper	95	35	2	1	133
Jay	172	7	8	13	200
Jefferson	297	270	24	5	596
Jennings	94	93	3	26	216
Johnson	424	279	25	7	735
Knox	176	101	18	4	299
Kosciusko	224	70	9	48	351
LaGrange	78	53	0	21	152
LaPorte	347	257	2	0	606
Lake	940	326	31	36	1333
Lawrence	194	53	10	2	259

Madison	1204	551	44	6	1805
Marion	4919	2781	184	9	7893
Marshall	242	96	13	11	362
Martin	21	35	1	0	57
Miami	77	34	1	0	112
Monroe	226	283	10	4	523
Montgomery	140	39	4	5	188
Morgan	200	24	1	47	272
Newton	50	5	2	2	59
Noble	238	44	19	7	308
Ohio	33	5	1	0	39
Orange	97	1	8	5	111
Owen	47	73	4	1	125
Parke	51	4	3	0	58
Perry	73	89	2	0	164
Pike	74	29	2	5	110
Porter	229	44	8	16	297
Posey	147	86	9	2	244
Pulaski	40	25	4	8	77
Putnam	76	51	3	0	130
Randolph	41	7	3	5	56
Ripley	124	29	11	6	170
Rush	35	23	5	6	69
Saint Joseph	984	179	31	56	1250
Scott	127	144	7	2	280
Shelby	254	96	4	0	354
Spencer	57	71	7	0	135
Starke	50	44	2	0	96
Steuben	140	77	16	4	237
Sullivan	89	19	8	1	117
Switzerland	57	12	2	1	72
Tippecanoe	881	426	33	16	1356
Tipton	9	54	2	3	68
Union	18	6	0	1	25
Vanderburgh	945	263	49	0	1257
Vermillion	80	33	5	4	122
Vigo	449	308	8	3	768
Wabash	262	57	13	0	332
Warren	49	12	4	17	82
Warrick	83	12	4	13	112
Washington	153	11	6	0	170
Wayne	385	17	9	33	444
Wells	149	16	6	0	171
White	53	40	1	0	94
Whitley	147	66	1	26	240
Unknown	594	0	0	0	594
Totals	26331	11880	1057	917	40185

*Note:*

Jail counts are from December 02, 2024

Jail DOC Contract count includes INcite numbers starting April 2025

## Population Trend

December 2025 Population Trend Summary

Table 3: Population Trend

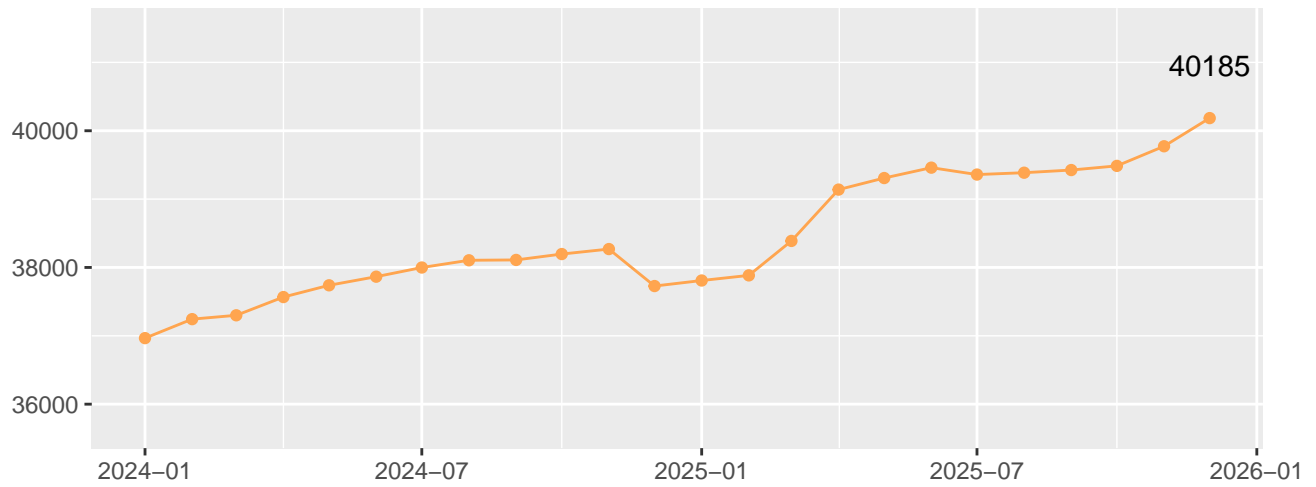
Date	DOC Adult	Community Corrections	Jail DOC Contract	Jail Felony F6 Diversions	Total	IDOC Felony F6
01/01/2024	23136	11608	944	1278	36966	
02/01/2024	23374	11633	863	1374	37244	
03/01/2024	23620	11633	771	1276	37300	
04/01/2024	23787	11775	741	1264	37567	
05/01/2024	23854	11800	793	1292	37739	
06/01/2024	24026	11772	810	1257	37865	1507
07/01/2024	24147	11750	818	1284	37999	1527
08/01/2024	24276	11877	766	1186	38105	1574
09/01/2024	24178	11980	766	1186	38110	1546
10/01/2024	24179	12042	833	1142	38196	1533
11/01/2024	24373	11921	833	1142	38269	1603
12/01/2024	24271	11874	492	1091	37728	1576
01/01/2025	24519	11793	399	1098	37809	1638
02/01/2025	24716	11791	371	1006	37884	1666
03/01/2025	24930	11886	560	1012	38388	1681
04/01/2025	25239	11958	920	1022	39139	1782
05/01/2025	25175	12041	1104	988	39308	1803
06/01/2025	25305	12014	1111	1030	39460	1805
07/01/2025	25519	12004	924	912	39359	1876
08/01/2025	25543	11842	1053	948	39386	1877
09/01/2025	25488	11886	1097	954	39425	1856
10/01/2025	25607	11905	1004	970	39486	1868
11/01/2025	26059	11878	900	936	39773	1922
12/01/2025	26331	11880	1057	917	40185	1940

*Note:*

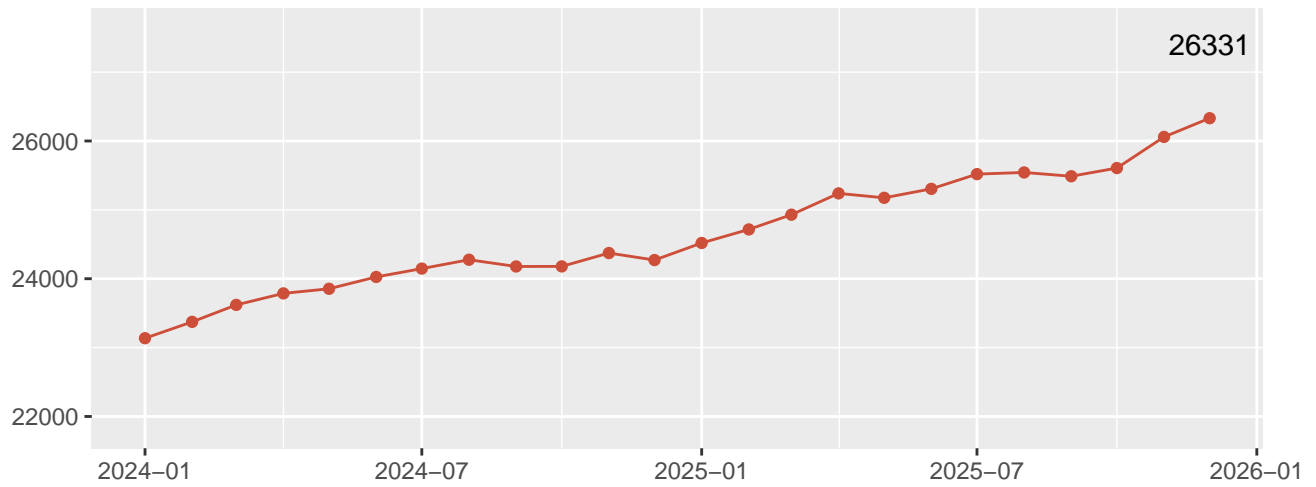
Jail counts are from December 02, 2024

Jail DOC Contract count includes INcite numbers starting April 2025

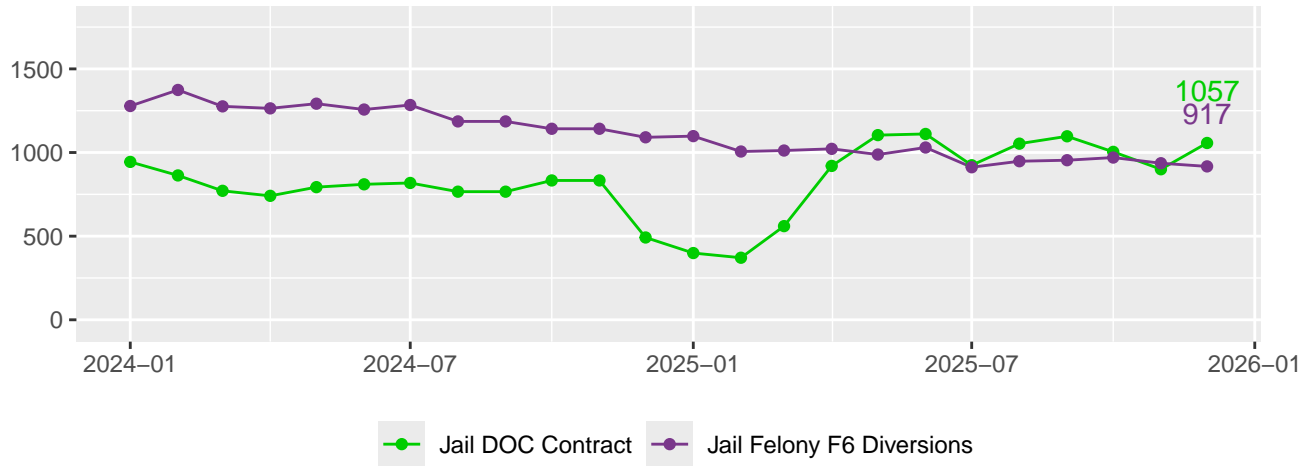
Graph 1: Population Trend, Total



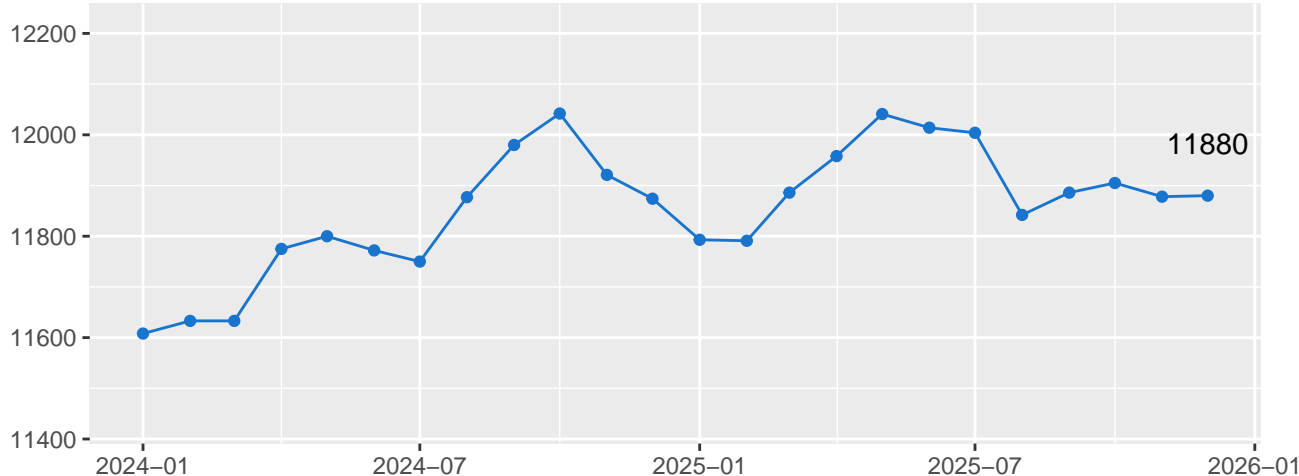
Graph 2: Population Trend, DOC Adult



Graph 3: Population Trend, Jail



Graph 4: Population Trend, Community Corrections



## DOC Facility Population & Capacity

December 2025 Population & Capacity By Facility

Table 4: Inmates Housed and Bed Capacity by Facility

FACILITY	POPULATION	BEDS	CAPACITY %
Branchville Correctional Facility	1458	1533	95.11%
Chain Olakes Correctional Facility	133	140	95%
Correctional Industrial Facility	1463	1475	99.19%
Edinburgh Correctional Facility	339	344	98.55%
Heritage Trail Correctional Facility	876	916	95.63%
Indiana State Prison	2429	2468	98.42%
Indiana Womens Prison	588	727	80.88%
Madison - Jefferson Co WR	95	102	93.14%
Madison Correctional Facility	792	848	93.4%
Miami Corr. Level 4 Facility	2367	2683	88.22%
New Castle Correctional Facility	3108	3249	95.66%
Pendleton Correctional Facility	1712	1872	91.45%
Plainfield Correctional Facility	1636	1654	98.91%
Putnamville Correctional Facility	2159	2212	97.6%
Reception Diagnostic Center	669	695	96.26%
Rockville Correctional Facility	936	981	95.41%
Rockville Correctional Intake	242	272	88.97%
South Bend Community Re-Entry Center	183	201	91.04%
Wabash Valley Correctional Institution	2157	2216	97.34%
Westville Correctional Facility	2799	2997	93.39%
Total	26141	27585	94.77%

*Note:*

Operational Bed Capacity includes beds that are occupied, available, held, and down

## Notes Page

- (1) Benton, Franklin, & Newton are not state established Community Corrections programs under IC 11-12. As of February 2022, the Community Corrections population reflects the number of active individuals by their county of commitment on the last Tuesday of the month. This population includes all pre & post convictions and excludes Community Transition Program (CTP) and Juveniles.
- (2) Community Corrections data for county of commitment as of 12/01/2025.
- (3) As of January 1, 2021, all Marion County Community Corrections Pretrial participants were transferred to Marion County Probation for supervision, resulting in a significant decrease in the total population. As of January 1, 2023 Pretrial participants were transferred back to Marion County Community Corrections for supervision, resulting in a significant increase in the total population.
- (4) As of January 2022, all Community Corrections data is self-reported and uniformly collected under the Supervised Release System (SRS). Community Corrections population may be supervised by other county agencies than their county of commitment. Community Corrections agencies may also administer or oversee additional types of services, treatments, or grant programs as part of the Community Corrections & Justice Reinvestment Grants (i.e., Probation, Pretrial Services, Court Recidivism Reduction Programs, Prosecutor's Diversion, and Jail Treatment programs) that are not reflected in this data as of 1/1/2020.
- (5) IDOC Felony F6 is the count of offenders whose most serious offense is a felony level F6 currently housed in an IDOC facility.
- (6) Jail DOC Contract count includes INCite numbers starting April 2025.
- (7) Due to a change in process to account for back dated admissions from the courts, there is an apparent increase in admissions starting in June 2025.



## Graph 5: Adult Admission Trend: Old vs New Felony Levels

(Chart does not include Murder)

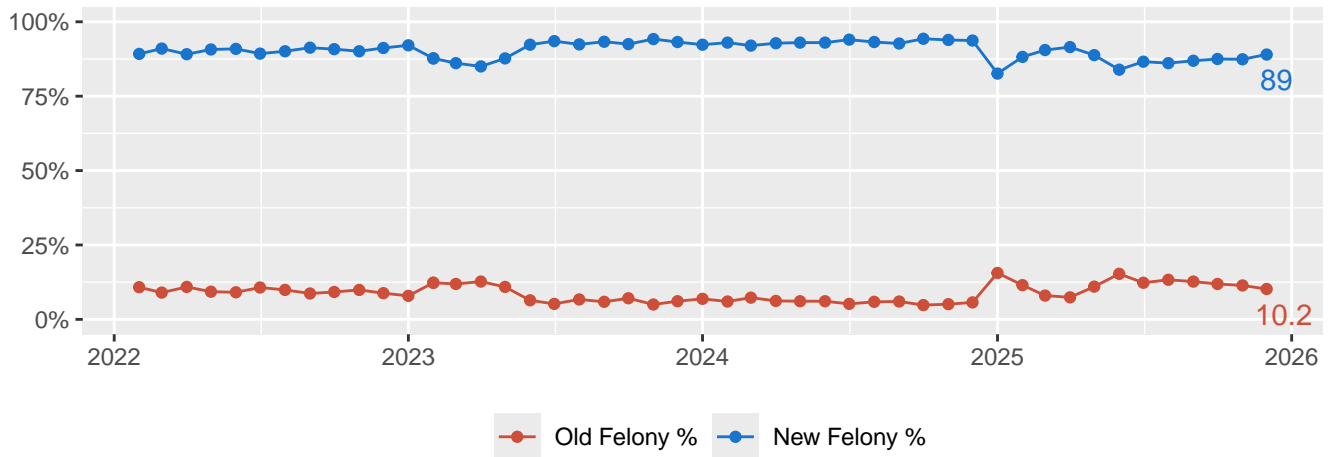


Table 5: Adult Admission Trend: Old vs New Felony Levels

Date	Old	New	Murder	Total	Old Felony %	New Felony %
October 2025	151	1159	16	1326	11.4%	87.4%
November 2025	135	1176	10	1321	10.2%	89%

## Graph 6: Facility Population: New Felony Levels

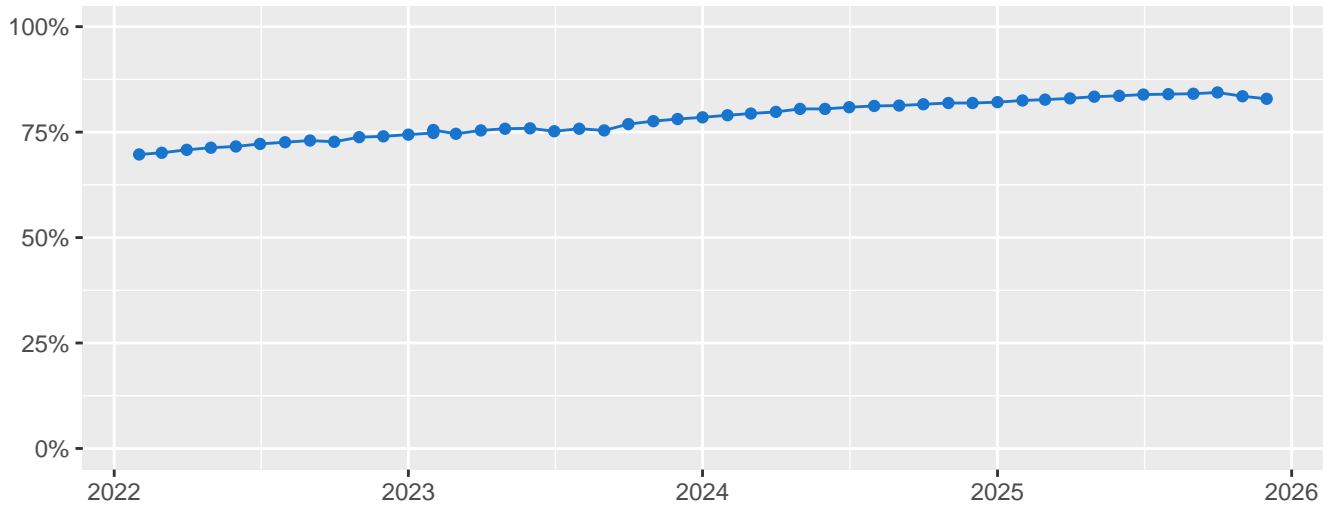
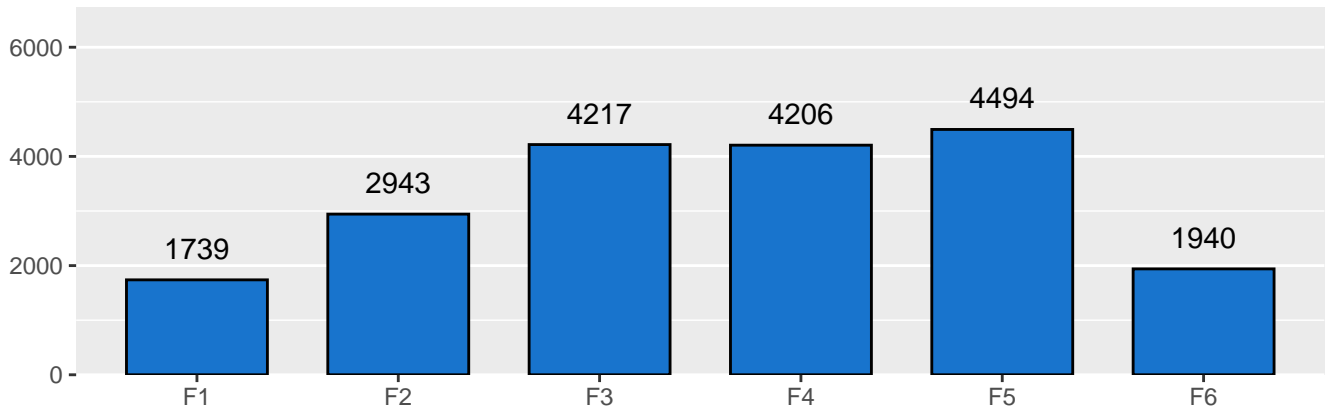


Table 6: Facility Population: New Felony Levels

Date	Old	New	Murder	Total	Old Felony %	New Felony %
October 2025	3841	19457	2761	26059	16.5%	83.5%
November 2025	4028	19539	2764	26331	17.1%	82.9%

Graph 7: Distribution of New Felony Levels by Most Serious Offense



Graph 8: Admission and Release Totals

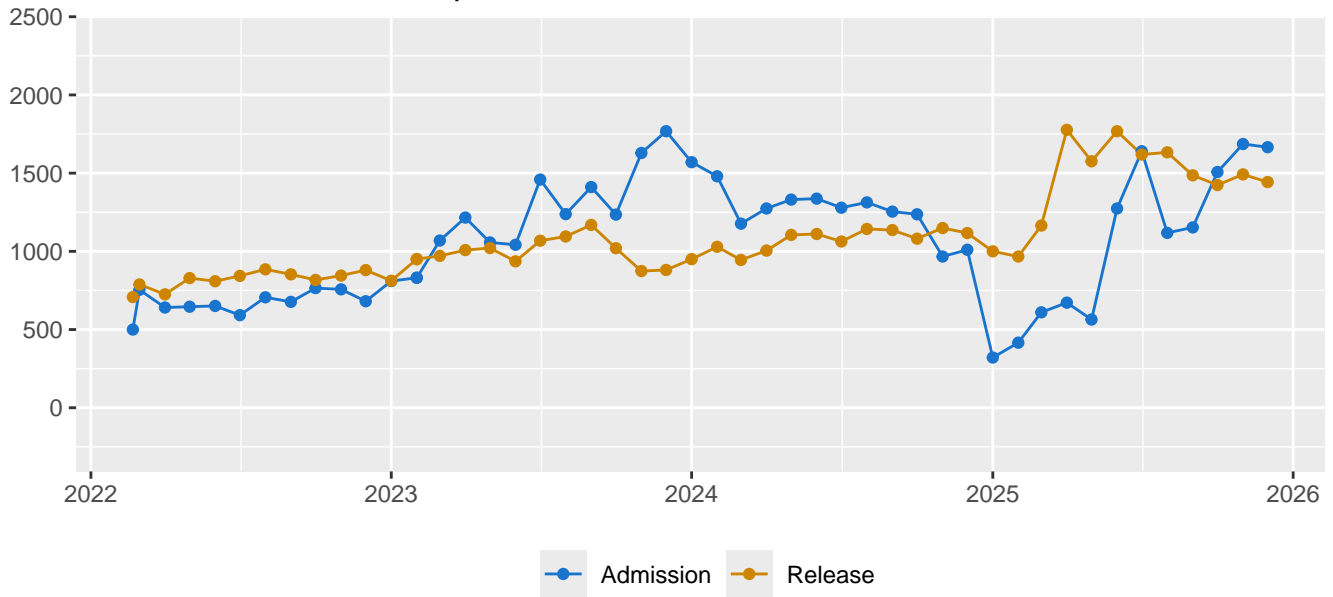


Table 7: Admission Totals

Date	New Commit	Technical	Other	Total Admissions
October 2025	1256	323	107	1686
November 2025	1253	334	79	1666

Table 8: Release Totals

Date	Parole	Probation	Discharge	CTP	Community Corrections	Other	Total Releases
October 2025	838	300	207	132	34	15	1492
November 2025	739	269	314	112	46	9	1443

Graph 9: Facility Capacity by Security Level

