

Indiana Department of Correction
August 2025

Offender Population Report

Prepared for the Justice Reinvestment Advisory Council
and State Budget Committee

Lloyd Arnold, Commissioner



Contents

Admissions 2

County of Commit 9

Population Trend 11

DOC Facility Population & Capacity 14

Notes Page 15

Admissions

August 2025 Admissions by Most Serious Offense

Table 1: Monthly Admissions by Most Serious Offense

Most Serious Offense	F1	F2	F3	F4	F5	F6	FA	FB	FC	FD	M	MA	NA	Total
Aggravated Battery	1	0	9	0	0	0	0	1	0	0	0	0	0	11
Aiding Robbery (Armed Or Bodily Injury)	0	0	1	0	0	0	0	0	0	0	0	0	0	1
Alteration Of Firearm's Identifying Marks	0	0	0	0	1	0	0	0	0	0	0	0	0	1
Armed Robbery-Taking Property By Force Or Threatening Use Of Force While Armed	0	0	3	0	0	0	0	0	0	0	0	0	0	3
Arson	0	0	1	2	0	0	0	1	0	0	0	0	0	4
Assisting A Criminal	0	0	0	0	3	0	0	0	0	0	0	0	0	3
Attempted Aggravated Battery	0	0	1	0	0	0	0	0	0	0	0	0	0	1
Attempted Attempted Murder	0	0	0	0	0	0	1	0	0	0	0	0	0	1
Attempted Battery By Means Of A Deadly Weapon	0	0	0	0	1	0	0	0	0	0	0	0	0	1
Attempted Battery On A Public Safety Official	0	0	0	0	0	1	0	0	0	0	0	0	0	1
Attempted Burglary	0	0	0	0	0	0	0	1	0	0	0	0	0	1
Attempted Carjacking	0	0	0	0	0	0	0	1	0	0	0	0	0	1
Attempted Murder	2	0	0	0	0	0	0	0	0	0	0	0	0	2
Attempted Obstruction Of Justice	0	0	0	0	1	0	0	0	0	0	0	0	0	1
Attempted Rape	0	0	1	0	0	0	0	0	0	0	0	0	0	1
Attempted Robbery (Armed Or Bodily Injury)	0	0	1	0	0	0	0	2	0	0	0	0	0	3
Attempted Robbery (Serious Bodily Injury)	0	1	0	0	0	0	0	0	0	0	0	0	0	1
Attempted Sexual Misconduct With A Minor	0	0	0	1	0	0	0	0	0	0	0	0	0	1
Attempted Voluntary Manslaughter	0	1	0	0	0	0	0	0	0	0	0	0	0	1
Auto Theft, Receiving Stolen Auto Parts	0	0	0	0	2	0	0	0	0	0	0	0	0	2
Auto Theft, Same 8265, Prior Conviction For Either Theft Of An Auto Or Auto Parts	0	0	0	0	4	0	0	0	0	0	0	0	0	4
Auto Theft-Same 7054, But Defendant Has A Prior For Either Theft Of An Auto	0	0	0	0	4	0	0	0	0	0	0	0	0	4
Auto Theft-Theft Of An Entire Motor Vehicle	0	0	0	0	0	13	0	0	0	0	0	0	0	13
Auto Theft-Theft Of Entire Motor Vehicle	0	0	0	0	1	0	0	0	0	0	0	0	0	1
Battery	0	0	0	0	17	8	0	0	0	0	0	0	0	25
Battery By Bodily Waste Against A Public Safety Officer	0	0	0	0	0	2	0	0	0	0	0	0	0	2
Battery By Means Of A Deadly Weapon	0	0	0	0	5	0	0	0	0	0	0	0	0	5

Battery On A Person Less Than 14 Yrs Old	0	0	0	0	0	1	0	0	0	0	0	0	0	1
Battery On A Person Less Than 14yo	0	0	0	0	2	0	0	0	0	0	0	0	0	2
Battery On A Public Safety Official	0	0	0	0	0	5	0	0	0	0	0	0	0	5
Battery Resulting In Moderate Bodily Injury	0	0	0	0	0	5	0	0	0	0	0	0	0	5
Battery Resulting In Serious Bodily Injury	0	0	0	0	3	0	0	0	0	0	0	0	0	3
Battery W/Bodily Injury To A Public Safety Officer	0	0	0	0	2	0	0	0	0	0	0	0	0	2
Battery W/Sbi To Person Under 14 By Person Over 18	0	0	1	0	0	0	0	0	0	0	0	0	0	1
Burglary	1	2	0	14	24	0	0	8	2	0	0	0	0	51
Carrying A Handgun W/O License, Def Has A Prior Conviction For Carrying C/O License.	0	0	0	0	3	0	0	0	0	0	0	0	0	3
Child Exploitation	0	0	0	2	3	0	0	0	0	0	0	0	0	5
Child Molesting	8	0	7	12	0	0	5	5	0	0	0	0	0	37
Child Solicitation	0	0	0	3	4	0	0	0	0	0	0	0	0	7
Conspiracy Attempted Murder	0	0	0	0	0	0	1	0	0	0	0	0	0	1
Conspiracy Dealing In Cocaine Or Narcotic Drug	0	0	0	0	1	0	0	0	0	0	0	0	0	1
Conspiracy To Commit Murder	1	0	0	0	0	0	0	0	0	0	0	0	0	1
Contributing To The Delinquency Of Minor	0	0	0	0	0	1	0	0	0	0	0	0	0	1
Conversion	0	0	0	0	1	0	0	0	0	0	0	0	0	1
Criminal Confinement	0	0	1	4	2	2	0	0	0	0	0	0	0	9
Criminal Confinement While Armed With A Deadly Weapon	0	0	2	0	0	0	0	0	0	0	0	0	0	2
Criminal Recklessness	0	0	0	0	1	0	0	0	0	2	0	0	0	3
Criminal Recklessness Committed With A Deadly Weapon	0	0	0	0	0	1	0	0	0	0	0	0	0	1
Criminal Recklessness, Def. Shoots Firearm Into A Building.	0	0	0	0	2	0	0	0	0	0	0	0	0	2
Criminal Trespass	0	0	0	0	0	2	0	0	0	0	0	0	0	2
Dangerous Control Of Firearm By A Child	0	0	0	0	1	0	0	0	0	0	0	0	0	1
Dealing A Sched I, Ii, Iii Control Subst	0	1	2	1	0	0	0	0	0	0	0	0	0	4
Dealing In Cocaine Or Narcotic Drug	0	10	9	3	4	0	0	7	0	0	0	0	0	33
Dealing In Marijuana, Hash Oil, Hashish	0	0	0	0	1	0	0	0	0	0	0	0	0	1
Dealing In Methamphetamine	0	31	17	13	6	0	2	1	0	0	0	0	0	70
Disarming A Law Enforcement Officer	0	0	0	0	1	0	0	0	0	0	0	0	0	1

Dissemination Of Matter Harmful To Minor	0	0	0	0	0	1	0	0	0	0	0	0	0	1
Domestic Battery	0	0	0	0	0	9	0	0	0	0	0	0	0	9
Domestic Battery By Means Of A Deadly Weapon	0	0	0	0	3	0	0	0	0	0	0	0	0	3
Domestic Battery Committed In The Presence Of A Child Less Than 16	0	0	0	0	0	6	0	0	0	0	0	0	0	6
Domestic Battery Resulting In Moderate Bodily Injury	0	0	0	0	0	2	0	0	0	0	0	0	0	2
Domestic Battery Resulting In Serious Bodily Injury	0	0	0	0	3	0	0	0	0	0	0	0	0	3
Domestic Battery With Injury To A Pregnant Woman.	0	0	0	0	1	0	0	0	0	0	0	0	0	1
Domestic Battery With Prev Battery Conv	0	0	0	0	7	0	0	0	0	0	0	0	0	7
Domestic Battery-Def Has Been Previously Convicted Of Battery Or Strangulation	0	0	0	0	3	0	0	0	0	0	0	0	0	3
Domestic Battery-Def. Has A Prior Conviction For Any Sort Of Battery Or Strangulation	0	0	0	0	0	1	0	0	0	0	0	0	0	1
Driving Whl/Suspended Resulting In Death	0	0	0	0	1	0	0	0	0	0	0	0	0	1
Driving Whl/Suspended Resulting In Injur	0	0	0	0	0	1	0	0	0	0	0	0	0	1
Escape	0	0	0	1	5	2	0	0	0	0	0	0	0	8
Escape-Def Violates Home Detention Or Removes An Electronic Device	0	0	0	0	0	4	0	0	0	0	0	0	0	4
Failure To Register As A Sex Offender	0	0	0	0	15	9	0	0	0	0	0	0	0	24
Failure To Return To Lawful Detention	0	0	0	0	0	4	0	0	0	0	0	0	0	4
Forgery,Counterfeiting,Application Fraud	0	0	0	0	0	2	0	0	0	0	0	0	0	2
Fraud	0	0	0	0	1	1	0	0	0	0	0	0	0	2
Habitual Vehicular Subst Offender Enhanc	0	0	0	0	0	1	0	0	0	0	0	0	0	1
Handgun Violation (Felony Within 15 Yrs)	0	0	0	0	5	0	0	0	0	0	0	0	0	5
Home Improvement Fraud Offenses	0	0	0	0	0	1	0	0	0	0	0	0	0	1
Identity Deception	0	0	0	0	0	3	0	0	0	0	0	0	0	3
Illegal Poss Firearm By A Felon	0	0	0	1	0	0	0	0	0	0	0	0	0	1
Incest	0	0	0	0	1	0	0	0	0	0	0	0	0	1
Intimidation	0	0	0	0	13	17	0	0	0	0	0	0	0	30
Invasion Of Privacy	0	0	0	0	0	8	0	0	0	0	0	0	0	8
Kidnapping	0	0	0	0	1	0	1	0	0	0	0	0	0	2

Maintaining Common Nuisance - Cntrl Subs	0	0	0	0	0	2	0	0	0	0	0	0	0	2
Murder	6	0	0	0	0	0	0	0	0	0	6	0	0	12
Neglect Of A Dependent	0	0	0	0	1	9	0	0	0	0	0	0	0	10
Neglect Of A Dependent Resulting In Bodily Injury	0	0	0	0	2	0	0	0	0	0	0	0	0	2
Neglect Of A Dependent W/ Serious Injury	0	0	6	0	0	0	0	0	0	0	0	0	0	6
Neglect Of Dependent Resulting In Death	3	0	0	0	0	0	0	0	0	0	0	0	0	3
Non Support Dep Child - Prev Conviction	0	0	0	0	1	0	0	0	0	0	0	0	0	1
Non-Support Of Dependent Child	0	0	0	0	0	1	0	0	0	0	0	0	0	1
Obstruction Of Justice	0	0	0	0	1	0	0	0	0	0	0	0	0	1
Oper Veh - Intox - Prior Conviction	0	0	0	0	1	0	0	0	0	0	0	0	0	1
Oper Veh - Intox - Result - Death	0	0	0	1	0	0	0	0	0	0	0	0	0	1
Oper Veh - Intox - Result - Ser Body Inj	0	0	0	3	0	0	0	0	0	0	0	0	0	3
Oper Veh - Ser Bodily Injury W/Schd I,II	0	0	0	0	2	0	0	0	0	0	0	0	0	2
Oper Veh .08 Or More - Prior Conviction	0	0	0	0	0	6	0	0	0	0	0	0	0	6
Oper Veh Intox-Prior W/I 7y	0	0	0	0	0	8	0	0	0	0	0	0	0	8
Oper Vehicle - Intox - Prev Conviction	0	0	0	0	0	4	0	0	0	0	0	0	0	4
Operate Vehicle After Suspended For Life	0	0	0	0	6	0	0	0	1	0	0	0	0	7
Operating A Vehicle Intoxicated: Endangering A Person	0	0	0	0	0	1	0	0	0	0	0	0	0	1
Operating A Vehicle While Intoxicated: Prior Conviction Within 7 Years	0	0	0	0	0	8	0	0	0	0	0	0	0	8
Operating A Vehicle With An Ace Of .15 Or More But Where Def. Has A Prior Conviction	0	0	0	0	0	3	0	0	0	0	0	0	0	3
Operating Veh W/Ace Of .15 Or More W/Pass Under 18/At Least 21	0	0	0	0	0	2	0	0	0	0	0	0	0	2
Operating Vehicle-Habit Traffic Violator	0	0	0	0	0	8	0	0	0	0	0	0	0	8
Owi- Death/Injury - W/ Ctrl Sub Schd 1,2	0	0	0	1	0	0	0	0	0	0	0	0	0	1
Pointing A Firearm	0	0	0	0	0	1	0	0	0	0	0	0	0	1
Possession Of A Machine Gun Or Bomb	0	0	0	0	2	0	0	0	0	0	0	0	0	2
Possession Of A Syringe	0	0	0	0	0	4	0	0	0	0	0	0	0	4
Possession Of Child Pornography	0	0	0	0	2	0	0	0	0	0	0	0	0	2

Possession Of Cocaine Or Narcotic Drug	0	0	4	8	8	22	0	0	0	0	0	0	0	42
Possession Of Marijuana, Hash, Hash Oil	0	0	0	0	0	1	0	0	0	1	0	0	0	2
Possession Of Methamphetamine	0	0	10	20	40	97	0	1	0	0	0	0	0	168
Possession Of Syringes Or Needles	0	0	0	0	0	12	0	0	0	0	0	0	0	12
Possession Or Use Of Legend Drug	0	0	0	0	0	4	0	0	0	0	0	0	0	4
Possession With Intent To Deliver Cocaine Or A Narcotic Drug-At Least 5 Grams	0	0	1	0	0	0	0	0	0	0	0	0	0	1
Rape	0	0	7	0	0	0	2	2	0	0	0	0	0	11
Reckless Homicide	0	0	0	0	3	0	0	0	0	0	0	0	0	3
Residential Entry	0	0	0	0	0	9	0	0	0	0	0	0	0	9
Resisting Law Enforcement	0	0	0	0	2	11	0	0	0	0	0	0	0	13
Resisting Law Enforcement W/Veh	0	0	0	0	0	1	0	0	0	0	0	0	0	1
Resisting Law Enforcement-Def Uses A Vehicle	0	0	0	0	0	9	0	0	0	0	0	0	0	9
Resisting Law Enforcement-Defendant Causes Bodily Injury	0	0	0	0	0	6	0	0	0	0	0	0	0	6
Robbery	0	0	0	0	9	0	0	0	0	0	0	0	0	9
Robbery (Armed Or Bodily Injury)	0	0	17	0	0	0	0	6	0	0	0	0	0	23
Robbery (Serious Bodily Injury)	0	1	0	0	0	0	1	0	0	0	0	0	0	2
Robbery Taking Prop By Force	0	0	1	0	0	0	0	0	0	0	0	0	0	1
Sex Predator Unlawful Job Near Children	0	0	0	0	0	1	0	0	0	0	0	0	0	1
Sexual Battery	0	0	0	0	0	1	0	0	0	0	0	0	0	1
Sexual Misconduct With A Minor	0	0	0	6	5	0	0	0	1	0	0	0	0	12
Stalking	0	0	0	0	0	2	0	0	0	0	0	0	0	2
Strangulation	0	0	0	0	0	5	0	0	0	0	0	0	0	5
Theft Receiving Stolen Property	0	0	0	0	4	0	0	0	0	0	0	0	0	4
Theft Where Value Of Property Is Between \$750-\$50k	0	0	0	0	0	4	0	0	0	0	0	0	0	4
Theft, Def. Has A Prior Conviction For Either Theft Or Conversion	0	0	0	0	0	2	0	0	0	0	0	0	0	2
Theft,Receiving Stolen Property	0	0	0	0	0	37	0	0	0	0	0	0	0	37
Theft-Use When Property Stolen Is A Firearm	0	0	0	0	2	0	0	0	0	0	0	0	0	2
Theft; Prior Conviction For Robbery Or Burglary	0	0	0	0	0	1	0	0	0	0	0	0	0	1
Unlawful Carrying Of A Handgun	0	0	0	0	4	0	0	0	0	0	0	0	0	4
Unlawful Carrying Of A Handgun-Prior Conviction Under This Section	0	0	0	0	15	0	0	0	0	0	0	0	0	15
Unlawful Firearm Poss By Serious Felon	0	0	0	26	2	0	0	1	0	0	0	0	0	29
Violate Condition Lifetime Parole W/Minr	0	0	0	0	0	1	0	0	0	0	0	0	0	1

Violation Of Custody Order	0	0	0	0	0	1	0	0	0	0	0	0	0	1
Voluntary Manslaughter	0	2	0	0	0	0	0	0	0	0	0	0	0	2
Unknown	0	0	0	0	0	0	0	0	0	0	0	0	92	92
Total	22	49	102	122	271	397	13	37	4	3	6	0	92	1118

County of Commit

August 2025 County of Commit

Table 2: County of Commitment

County	DOC	Community Corrections	Jail DOC Contract	Jail Felony F6 Diversions	County Totals
Adams	114	67	1	17	199
Allen	1906	474	89	12	2481
Bartholomew	254	172	10	15	451
Benton	31	7	0	1	39
Blackford	65	53	1	1	120
Boone	172	109	4	8	293
Brown	42	11	7	3	63
Carroll	77	48	3	0	128
Cass	218	118	8	14	358
Clark	186	137	15	29	367
Clay	98	133	5	6	242
Clinton	150	73	7	27	257
Crawford	38	2	1	3	44
Daviess	83	170	5	13	271
Dearborn	271	73	14	2	360
Decatur	192	19	9	17	237
Dekalb	198	57	7	10	272
Delaware	396	170	19	8	593
Dubois	100	102	2	10	214
Elkhart	1319	369	47	2	1737
Fayette	138	102	11	1	252
Floyd	182	94	7	5	288
Fountain	47	29	3	1	80
Franklin	39	1	2	4	46
Fulton	67	38	4	7	116
Gibson	125	49	4	13	191
Grant	279	85	7	20	391
Greene	137	35	3	18	193
Hamilton	344	422	13	19	798
Hancock	124	88	5	55	272
Harrison	103	55	4	0	162
Hendricks	317	144	17	0	478
Henry	210	46	5	13	274
Howard	319	255	9	30	613
Huntington	317	65	17	8	407
Jackson	152	119	4	12	287
Jasper	93	40	3	2	138
Jay	186	8	4	11	209
Jefferson	300	263	24	8	595
Jennings	91	100	5	20	216
Johnson	398	270	16	8	692
Knox	176	112	10	1	299
Kosciusko	225	69	7	59	360
LaGrange	80	46	1	25	152
LaPorte	358	258	6	0	622
Lake	923	293	32	36	1284
Lawrence	195	65	7	1	268

Madison	1156	556	37	7	1756
Marion	4808	2762	217	7	7794
Marshall	254	89	10	12	365
Martin	17	42	1	1	61
Miami	74	31	2	0	107
Monroe	231	255	18	7	511
Montgomery	140	33	7	10	190
Morgan	200	36	4	35	275
Newton	48	5	1	1	55
Noble	230	52	22	19	323
Ohio	31	6	1	0	38
Orange	97	4	1	6	108
Owen	49	68	2	2	121
Parke	49	8	4	1	62
Perry	79	95	1	1	176
Pike	75	27	4	3	109
Porter	233	41	5	17	296
Posey	141	75	3	1	220
Pulaski	39	33	3	13	88
Putnam	80	40	1	0	121
Randolph	39	15	0	0	54
Ripley	126	25	3	7	161
Rush	51	19	4	6	80
Saint Joseph	981	187	31	74	1273
Scott	133	146	5	6	290
Shelby	253	92	11	0	356
Spencer	54	77	4	0	135
Starke	52	40	2	10	104
Steuben	139	65	15	8	227
Sullivan	96	20	6	5	127
Switzerland	66	11	1	1	79
Tippecanoe	864	403	22	24	1313
Tipton	9	65	0	0	74
Union	16	10	0	1	27
Vanderburgh	982	269	53	0	1304
Vermillion	67	32	5	0	104
Vigo	425	335	15	8	783
Wabash	256	63	6	0	325
Warren	44	13	5	19	81
Warrick	77	9	3	9	98
Washington	145	8	7	0	160
Wayne	400	18	11	28	457
Wells	149	16	13	0	178
White	55	52	0	0	107
Whitley	147	79	3	24	253
Unknown	51	0	0	0	51
Totals	25543	11842	1053	948	39386

Note:

Jail counts are from August 05, 2024

Jail DOC Contract count includes INcite numbers starting April 2025

Population Trend

August 2025 Population Trend Summary

Table 3: Population Trend

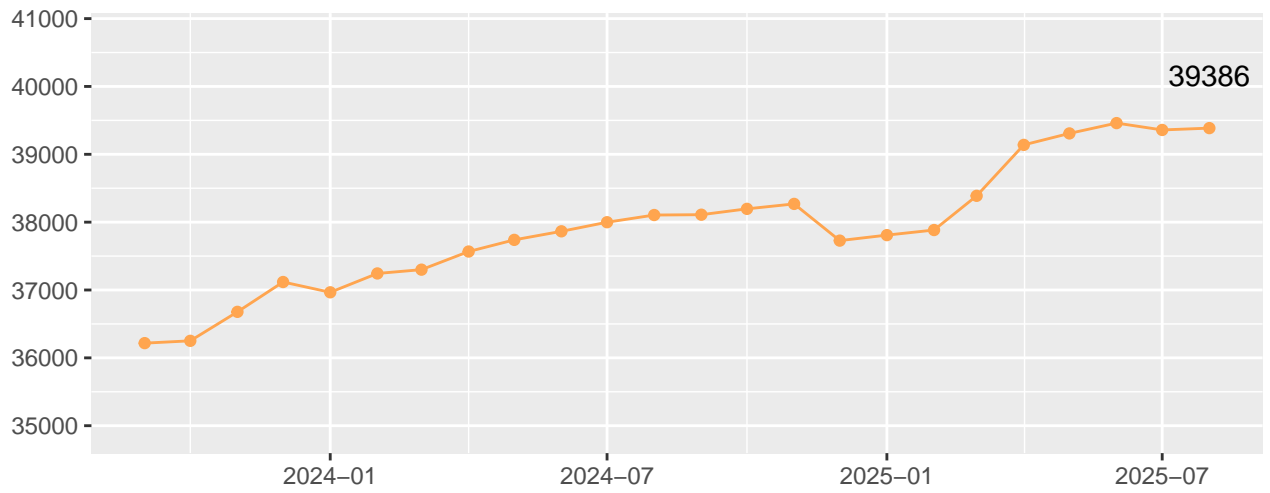
Date	DOC Adult	Community Corrections	Jail DOC Contract	Jail Felony F6 Diversions	Total	IDOC Felony F6
09/01/2023	22381	11472	696	1668	36217	
10/01/2023	22454	11520	598	1679	36251	
11/01/2023	22768	11606	702	1602	36678	
12/01/2023	22936	11775	871	1536	37118	
01/01/2024	23136	11608	944	1278	36966	
02/01/2024	23374	11633	863	1374	37244	
03/01/2024	23620	11633	771	1276	37300	
04/01/2024	23787	11775	741	1264	37567	
05/01/2024	23854	11800	793	1292	37739	
06/01/2024	24026	11772	810	1257	37865	1507
07/01/2024	24147	11750	818	1284	37999	1527
08/01/2024	24276	11877	766	1186	38105	1574
09/01/2024	24178	11980	766	1186	38110	1546
10/01/2024	24179	12042	833	1142	38196	1533
11/01/2024	24373	11921	833	1142	38269	1603
12/01/2024	24271	11874	492	1091	37728	1576
01/01/2025	24519	11793	399	1098	37809	1638
02/01/2025	24716	11791	371	1006	37884	1666
03/01/2025	24930	11886	560	1012	38388	1681
04/01/2025	25239	11958	920	1022	39139	1782
05/01/2025	25175	12041	1104	988	39308	1803
06/01/2025	25305	12014	1111	1030	39460	1805
07/01/2025	25519	12004	924	912	39359	1876
08/01/2025	25543	11842	1053	948	39386	1877

Note:

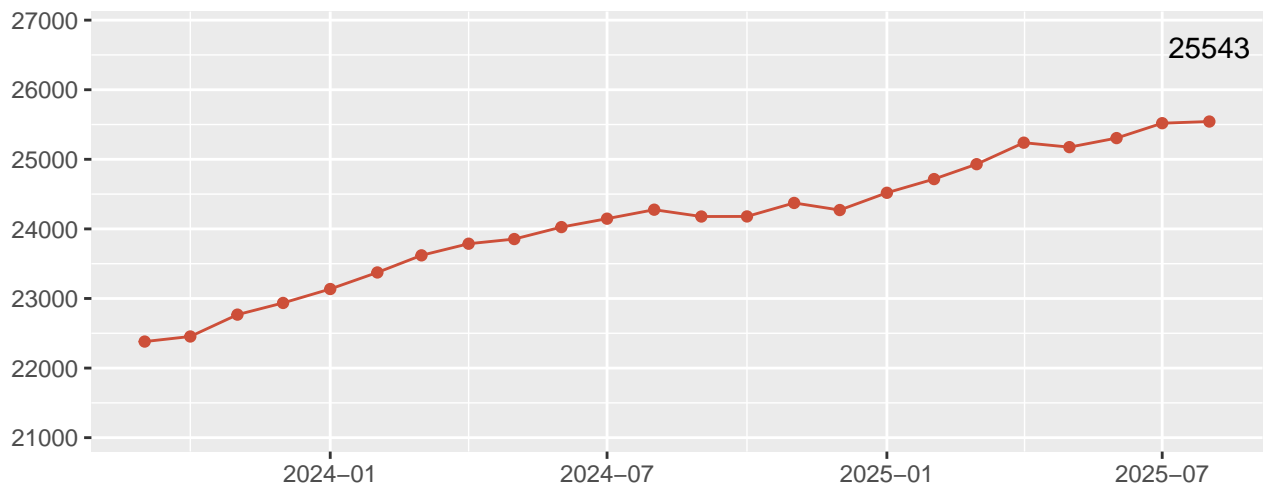
Jail counts are from August 05, 2024

Jail DOC Contract count includes INcite numbers starting April 2025

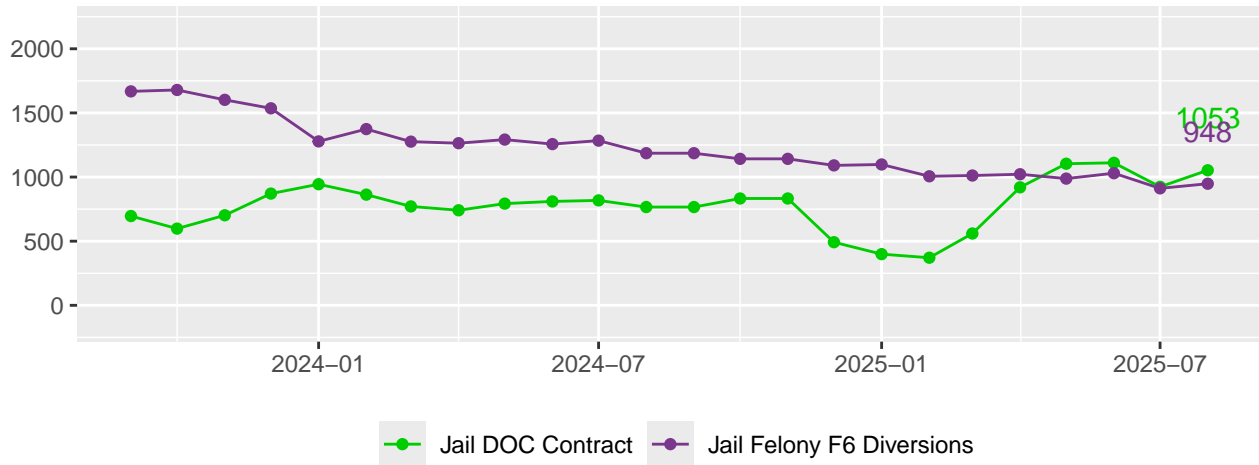
Graph 1: Population Trend, Total



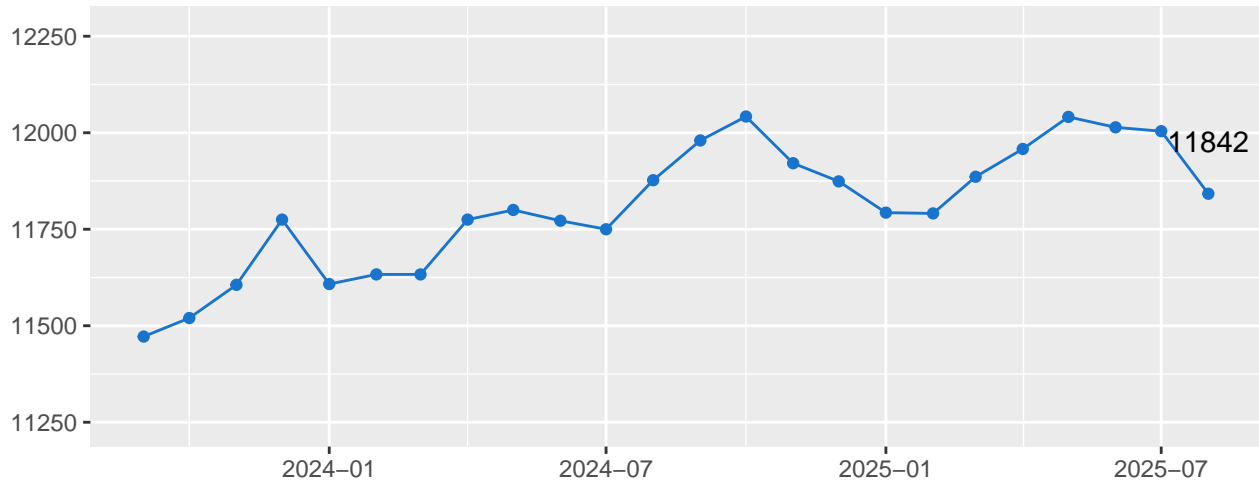
Graph 2: Population Trend, DOC Adult



Graph 3: Population Trend, Jail



Graph 4: Population Trend, Community Corrections



DOC Facility Population & Capacity

August 2025 Population & Capacity By Facility

Table 4: Inmates Housed and Bed Capacity by Facility

FACILITY	POPULATION	BEDS	CAPACITY %
Bartholomew County Re-Entry Center	1	0	Inf%
Branchville Correctional Facility	1537	1533	100.26%
Chain Olakes Correctional Facility	134	140	95.71%
Correctional Industrial Facility	1459	1475	98.92%
Edinburgh Correctional Facility	342	344	99.42%
Heritage Trail Correctional Facility	882	963	91.59%
Indiana State Prison	2436	2486	97.99%
Indiana Womens Prison	612	727	84.18%
Madison - Jefferson Co WR	101	102	99.02%
Madison Correctional Facility	801	848	94.46%
Miami Corr. Level 4 Facility	1845	1862	99.09%
New Castle Correctional Facility	3043	3249	93.66%
Pendleton Correctional Facility	1650	1801	91.62%
Plainfield Correctional Facility	1630	1692	96.34%
Putnamville Correctional Facility	2072	2212	93.67%
Reception Diagnostic Center	688	695	98.99%
Rockville Correctional Facility	1108	1253	88.43%
South Bend Community Re-Entry Center	194	201	96.52%
Wabash Valley Correctional Institution	2150	2216	97.02%
Westville Correctional Facility	2858	3013	94.86%
Total	25543	26812	95.27%

Note:

Operational Bed Capacity includes beds that are occupied, available, held, and down

Notes Page

- (1) Benton, Franklin, & Newton are not state established Community Corrections programs under IC 11-12. As of February 2022, the Community Corrections population reflects the number of active individuals by their county of commitment on the last Tuesday of the month. This population includes all pre & post convictions and excludes Community Transition Program (CTP) and Juveniles.
- (2) Community Corrections data for county of commitment as of 08/01/2025.
- (3) As of January 1, 2021, all Marion County Community Corrections Pretrial participants were transferred to Marion County Probation for supervision, resulting in a significant decrease in the total population. As of January 1, 2023 Pretrial participants were transferred back to Marion County Community Corrections for supervision, resulting in a significant increase in the total population.
- (4) As of January 2022, all Community Corrections data is self-reported and uniformly collected under the Supervised Release System (SRS). Community Corrections population may be supervised by other county agencies than their county of commitment. Community Corrections agencies may also administer or oversee additional types of services, treatments, or grant programs as part of the Community Corrections & Justice Reinvestment Grants (i.e., Probation, Pretrial Services, Court Recidivism Reduction Programs, Prosecutor's Diversion, and Jail Treatment programs) that are not reflected in this data as of 1/1/2020.
- (5) IDOC Felony F6 is the count of offenders whose most serious offense is a felony level F6 currently housed in an IDOC facility.
- (6) Jail DOC Contract count includes INCite numbers starting April 2025.
- (7) Due to a change in process to account for back dated admissions from the courts, there is an apparent increase in admissions starting in June 2025.

Graph 5: Adult Admission Trend: Old vs New Felony Levels

(Chart does not include Murder)

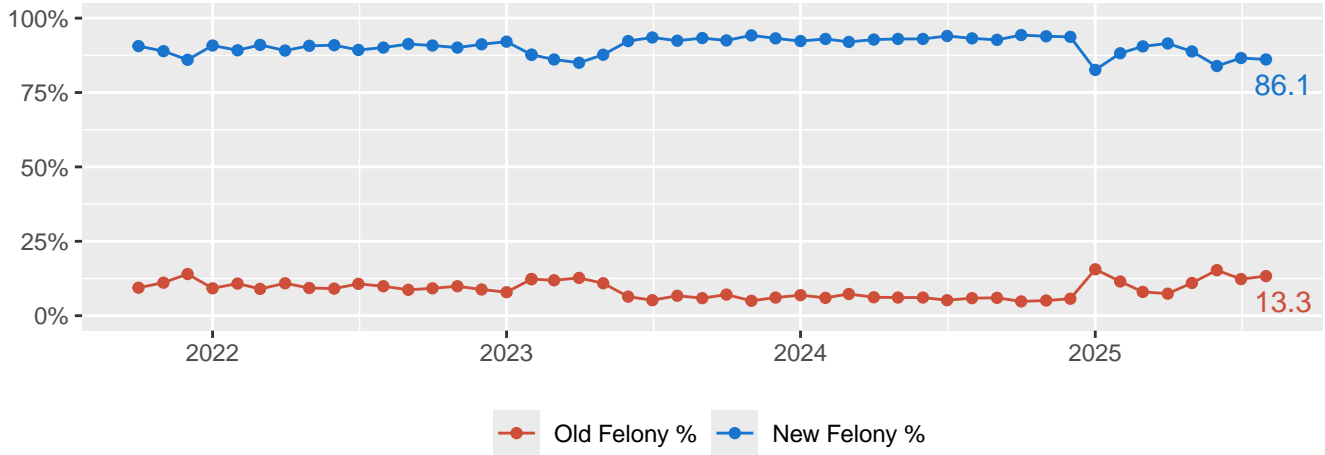


Table 5: Adult Admission Trend: Old vs New Felony Levels

Date	Old	New	Murder	Total	Old Felony %	New Felony %
June 2025	201	1420	19	1640	12.3%	86.6%
July 2025	149	963	6	1118	13.3%	86.1%

Graph 6: Facility Population: New Felony Levels

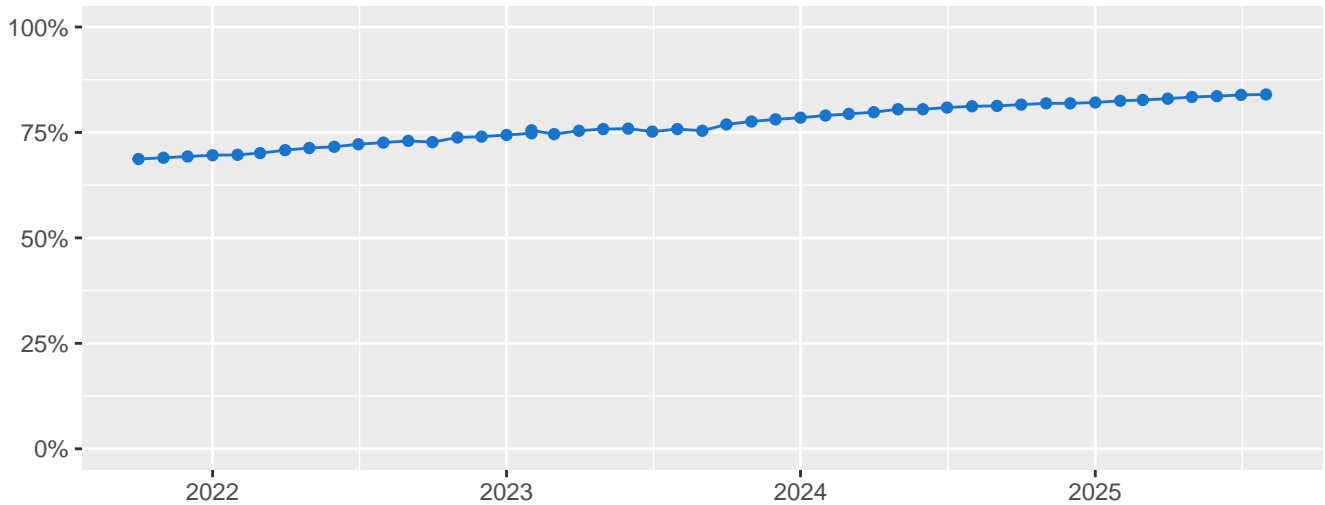
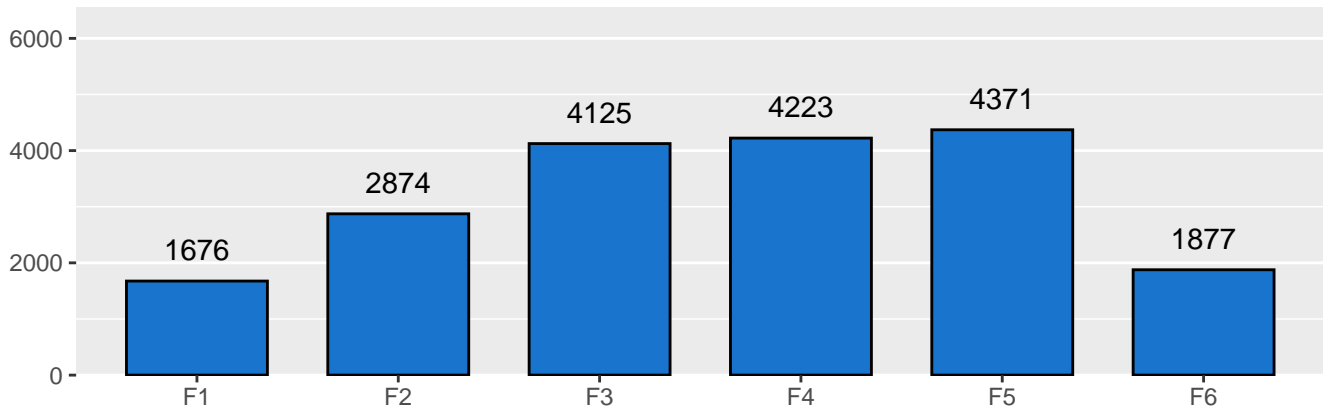


Table 6: Facility Population: New Felony Levels

Date	Old	New	Murder	Total	Old Felony %	New Felony %
June 2025	3673	19098	2748	25519	16.1%	83.9%
July 2025	3648	19146	2749	25543	16%	84%

Graph 7: Distribution of New Felony Levels by Most Serious Offense



Graph 8: Admission and Release Totals

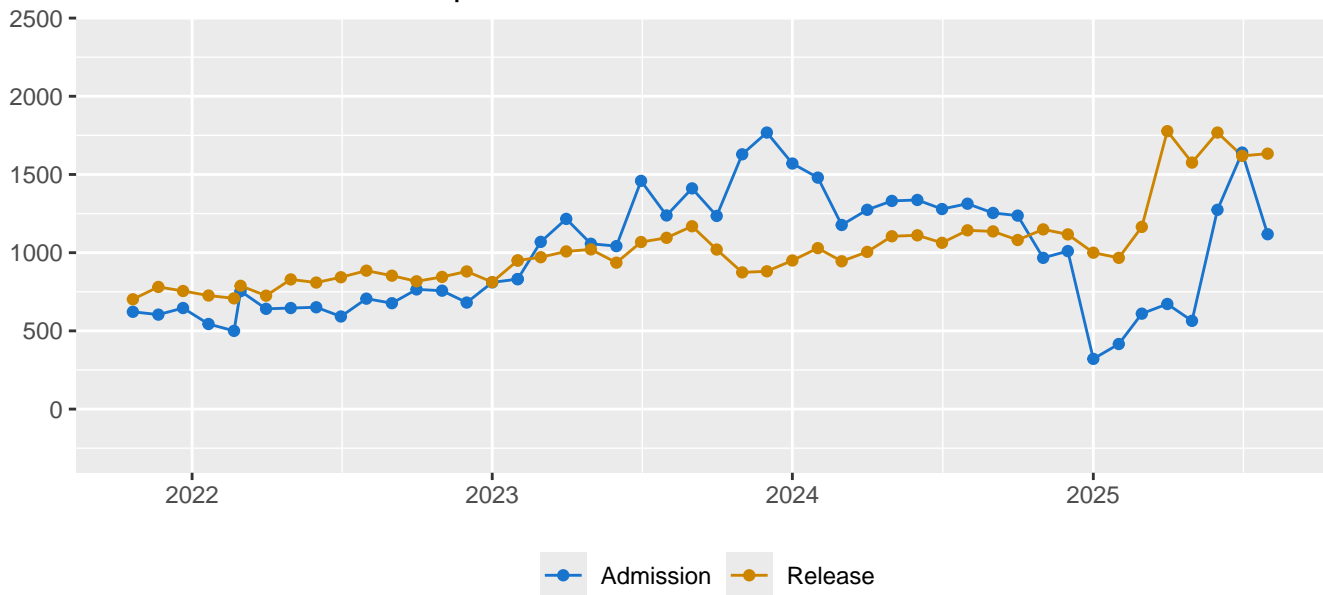


Table 7: Admission Totals

Date	New Commit	Technical	Other	Total Admissions
June 2025	1143	379	118	1640
July 2025	758	231	129	1118

Table 8: Release Totals

Date	Parole	Probation	Discharge	CTP	Community Corrections	Other	Total Releases
June 2025	969	296	211	132	68	11	1619
July 2025	972	319	199	131	46	12	1633

Graph 9: Facility Capacity by Security Level

