


Indiana Department of Correction

Division of Data Science and Analytics



Offender Population Statistical Report

- OCTOBER 2022 -

Christina Reagle, Commissioner

**Indiana Department of Correction
Indiana Government Center South, Room E334
302 W. Washington Street
Indianapolis, IN 46204**

**Prepared by:
Scott Haskett, Data Analyst
CHaskett2@idoc.in.gov**

This report and previous reports may be found at:

<http://www.in.gov/idoc/2376.htm>



Definitions

For this report, the following definitions apply:

Admission – The means by which an offender enters the custody or jurisdiction of the Indiana Department of Correction. For this report, except for the return of an escapee, this does not include a return from a temporary absence.

Average Daily Population – The sum of the daily beginning counts for a month, divided by that month's number of daily beginning counts.

Beginning Count – The number of offenders physically present at the beginning of the day (ie, 0000:01 hours).

Class A Felony – An offense whereby a person convicted of this felony shall be imprisoned for a fixed term of thirty years, with not more than twenty years added for aggravating circumstances, or not more than ten years subtracted for mitigating circumstances.

Class B Felony – An offense whereby a person convicted of this felony shall be imprisoned for a fixed term of ten years, with not more than ten years added for aggravating circumstances, or not more than four years subtracted for mitigating circumstances.

Class C Felony – An offense whereby a person convicted of this felony shall be imprisoned for a fixed term of four years, with not more than four years added for aggravating circumstances, or not more than two years subtracted for mitigating circumstances.

Class D Felony – An offense whereby a person convicted of this felony shall be imprisoned for a fixed term of one and one-half years, with not more than one and one-half years added for aggravating circumstances, or not more than one year subtracted for mitigating circumstances.

Class 1 Felony – An offense whereby a person convicted of this felony shall be imprisoned with a sentence range of 20-40 years, with not more than twenty years added as a habitual offender enhancement.

Class 2 Felony – An offense whereby a person convicted of this felony shall be imprisoned with a sentence range of 10-30 years, with not more than twenty years added as a habitual offender enhancement.

Class 3 Felony – An offense whereby a person convicted of this felony shall be imprisoned with a sentence range of 3-16 years, with not more than twenty years added as a habitual offender enhancement.

Class 4 Felony – An offense whereby a person convicted of this felony shall be imprisoned with a sentence range of 2-12 years, with not more than twenty years added as a habitual offender enhancement.

Class 5 Felony – An offense whereby a person convicted of this felony shall be imprisoned with a sentence range of 1-6 years, with not more than six years added as a habitual offender enhancement.

Class 6 Felony – An offense whereby a person convicted of this felony shall be imprisoned with a sentence range of 0.5-2.5 years, with not more than six years added as a habitual offender enhancement.

Contracted Beds - Those offenders who have been committed to the Indiana Department of Correction but are housed in a local work release facility under contract of a 3rd party provider.

County Jail "Back-ups" (Jail Bed Count) – Those offenders who have been committed to the Indiana Department of Correction but are housed in a county jail until they can be transferred to a Department of Correction intake facility. The county receives \$35.00 per day, per offender, to house these offenders.

Ending Count – The number of offenders physically present at the end of the day (i.e., 2400:00 hours).

Felon – A person convicted in any jurisdiction who might have been imprisoned for more than one year.

Murder - An offense whereby a person convicted of this felony shall be imprisoned for a fixed term of fifty-five years, with not more than ten years added for aggravating circumstances, or not more than ten years subtracted for mitigating circumstances.

Definitions Continued

Operational Capacity – The total bed capacity of the facility. The capacity of a facility is the number of beds authorized for safe and efficient operation of the facility.

Pre-Dispositional – An individual ordered by the Court to the Indiana Department of Correction for evaluation prior to sentencing.

Release – The means by which an offender leaves the custody or jurisdiction of the Indiana Department of Correction. For this report, except for an escape, this does not include a temporary absence.

Safekeeper – An individual whom the Court has determined to be in imminent danger of serious bodily injury or death, or who represents a substantial threat to the safety of others, and whom the Court has ordered to the Indiana Department of Correction for custody and security control.

Maximum Level Facilities – Maximum security facilities have very restrictive security measures and housing is celled space.

Medium Level Facilities – Medium security facilities have moderate degree of security measures and housing consists of dormitories and celled space.

Minimum Level Facilities – Minimum Security Facilities have the least restrictive security measures and housing is dormitory style. Also included as minimum security are work release program offenders who leave the facility for outside employment but return nightly.

Intake Facilities – Intake facilities are designated to receive newly committed adult offenders. During the intake process each offender is evaluated through interviews, reports and diagnostic tests. This evaluation forms the basis of the offenders' facility and program assignment.

Secure Housing Units – Denotes maximum control with the most restrictive security measures in place.

Vacancy – The number of beds available for assignment.

Juvenile Diagnostic/Walkthrough – A Juvenile court can order a youth to the Department of Correction to be temporarily committed for not more than 14 days (excluding Saturdays, Sundays, and Legal holidays) for the purpose of an evaluation. The youth must be adjudicated delinquent, and the order must be prior to disposition. The department will send a report to the court of the written findings.

Indiana Department of Correction Population Summary

- There were 21,196 adult male offenders (including 327 county jail “back-ups” and 75 in contracted beds) on November 01, 2022. This population is 8% below the operational bed capacity.
- There were 2,185 adult female offenders (including 66 county jail “back-ups” and 29 in contracted beds) on November 01, 2022. This population is 21% below the operational bed capacity.
- There were 288 juvenile male offenders in the Department’s facilities on November 01, 2022. This population is 47% below the operational bed capacity.
- There were 42 juvenile female offenders in the Department’s facilities on November 01, 2022. This population is 32% below the operational bed capacity.
- There were 5,879 adult males on parole in Indiana (5,396 Indiana parolees and 483 other jurisdiction parolees) on November 01, 2022.
- There were 555 adult females on parole in Indiana (488 Indiana parolees and 67 other jurisdiction parolees) on November 01, 2022.
- There were 765 adults admitted to IDOC (664 males and 101 females) and 817 adults released from IDOC (706 males and 111 females) in October 2022.
- There were 26 juveniles admitted to IDOC (22 males and 4 female) and 29 juveniles released from IDOC (26 males and 3 females) in October 2022.

**Indiana Department of Correction
Human Resource Report**

October 31, 2022

ADULT FACILITIES

Facility	Total Staff*	Custody Staff	Non-Custody	Vacancies	Hires - Rehires	Retired - Terminated	Inter-Agency		Contract/Vendor		
							In	Out	Aramark	Health	Education
Branchville Correctional Facility	240	165	75	35	3	4	0	0	5	28	3
Chain O'Lakes Correctional Facility	30	23	7	3	1	1	0	0	6	3	0
Correctional Industrial Facility	225	160	65	143	5	2	0	0	11	27	2
Edinburgh Correctional Facility	71	55	16	3	0	3	0	0	6	6	1
Indiana State Prison/Lakeside	400	303	97	170	13	12	0	0	16	43	2
Indiana Women's Prison	168	121	47	25	0	2	0	0	8	34	3
Madison Correctional Facility	202	141	61	13	3	2	0	0	9	26	2
Miami Correctional Facility	296	191	105	289	8	18	0	0	19	40	6
New Castle Correctional Facility**	216	146	70	155	0	0	0	0	24	66	6
Pendleton Correctional Facility	330	206	124	191	7	5	1	1	16	44	1
Plainfield Correctional Facility	328	242	86	67	10	11	0	0	25	49	4
Putnamville Correctional Facility	357	245	112	166	10	9	0	0	18	41	6
Reception-Diagnostic Center	201	153	48	46	4	5	0	0	0	37	0
Rockville Correctional Facility	222	160	62	44	3	2	0	0	13	46	3
South Bend Comm. Re-Entry Center	40	28	12	2	0	1	0	0	5	2	0
Heritage Trail DOC Staff	19	0	19	6	0	0	0	0	0	9	2
Heritage Trail GEO Staff**	47	18	29	25	0	0	0	0	0	9	0
Wabash Valley Correctional Facility	553	431	122	93	16	12	0	0	19	58	3
Westville Correctional Facility	556	412	144	214	24	29	0	0	19	59	6
Total	4,501	3,200	1,301	1,690	107	118	1	1	219	627	50

JUVENILE FACILITIES

Facility	Total Staff*	Custody Staff	Non-Custody	Vacancies	Hires - Rehires	Retired - Terminated	Inter-Agency		Contract/Vendor		
							In	Out	Aramark	Health	Education
Camp Summit	57	41	16	7	0	1	0	0	4	7	4
Logansport Intake/North Central	153	98	55	35	3	5	0	0	8	14	12
Pendleton Juvenile Correctional	195	127	68	97	10	11	1	1	10	17	22
Total	405	266	139	139	13	17	1	1	22	38	38

ADMINISTRATIVE

Central Office***	Total	776	182	594	83	2	5	0	0	0	41	2
-------------------	--------------	------------	------------	------------	-----------	----------	----------	----------	----------	----------	-----------	----------

TOTALS

STATE EMPLOYEE TOTAL	5,419	3,484	1,935	1,732	122	140	2	2	0	0	0
CONTRACT EMPLOYEE TOTAL	1,300	164	1,136	180	0	0	0	0	241	706	90
GRAND TOTAL	6,719	3,648	3,071	1,912	122	140	2	2	241	706	90

* Total Active Staff does not include those on disability, suspension, or leave with pay.

** New Castle Correctional Facility and Heritage Trail are privately contracted institutions. Their hire/rehire and termination/reitre data is not provided to DOC.

*** Includes Technology Services Division, PEN Products, Staff Development and Training, and the Parole Division (counted as Custody Staff)

Note: Total staff, custody staff, non-custody staff, and vacancy data are as of the end of the month.

Hires and re-hires, retirements and terminations, intra-agency transfer in and transfer out are the total number of actions for the month.

Source: DOC Human Resource



Offender Statistics



Indiana Department of Correction
Table 1
Offender Population & Vacancy Numbers, by Facility Security Level
November 1, 2022

Minimum Security - Adult MALE

	October Ending Count	General Population Vacancies	Programs & Treatment Vacancies	Restricted Housing & Infirmery Vacancies	Down Beds	Held Beds
Chain O'Lakes	75	26	0	0	0	1
Edinburgh	286	57	0	0	0	1
Miami - MCA	92	112	0	0	0	0
New Castle - NCA	157	46	0	0	0	1
Pendleton - IRO	0	0	0	0	220	0
Westville - WCA	254	84	35	0	5	1
Wabash Valley - WVA	151	46	0	0	0	1
Total	1,015	371	35	0	225	5

Re-Entry & Work Release - Adult MALE

Bartholomew Co. Re-Entry	5	15	0	0	0	0
Chain O'Lakes Re-Entry	31	7	0	0	0	0
Lake Co. Re-Entry/M	6	4	0	0	0	0
South Bend Re-Entry	189	12	0	0	0	0
VOA/Hope Hall Re-Entry	28	12	0	0	0	0
Starke Co. PI - TC	36	0	12	0	0	0
Total	295	50	12	0	0	0

Medium Security - Adult MALE

	October Ending Count	General Population Vacancies	Programs & Treatment Vacancies	Restricted Housing & Infirmery Vacancies	Down Beds	Held Beds
Branchville	1,145	233	152	3	0	0
Correctional Industrial	1,043	186	21	6	236	3
Indiana State Prison ISO	341	42	0	0	0	2
Plainfield	1,425	43	36	33	64	7
Putnamville	1,858	153	175	10	322	1
Heritage Trail	873	25	0	0	48	18
Westville	2,449	215	75	55	96	23
New Castle	2,374	9	5	18	6	19
Total	11,508	906	464	125	772	73

Table 1 (Cont.)

Maximum Security - Adult MALE						
	October Ending Count	General Population Vacancies	Programs & Treatment Vacancies	Restricted Housing & Infirmery Vacancies	Down Beds	Held Beds
Miami	1,435	177	23	9	1,334	6
Indiana State Prison	1,958	30	27	17	31	14
Pendleton	1,348	10	1	20	88	7
Pendleton Treatment Unit	155	0	93	0	11	1
ISR Secure Housing Unit	57	0	0	11	1	0
New Castle Annex	324	89	0	59	13	1
New Castle Mental Health	119	0	7	0	1	1
WCU Secure Housing Unit	128	0	0	8	2	0
Wabash Valley	1,702	31	44	17	3	5
WVS Secure Housing Unit	188	0	0	9	13	6
Reception Diag. Center	637	44	0	0	14	0
Total	8,051	381	195	150	1,511	41

Minumum Security & Re-Entry - Adult FEMALE						
	October Ending Count	General Population Vacancies	Programs & Treatment Vacancies	Restricted Housing & Infirmery Vacancies	Down Beds	Held Beds
Madison	593	255	0	0	0	0
Jefferson Co. Re-Entry	69	13	0	0	0	0
Crane House	29	16	0	0	0	0
Total	691	284	0	0	0	0

Medium Security - Adult FEMALE						
Rockville	778	190	58	15	165	0
Total	778	190	58	15	165	0

Maximum Security - Adult FEMALE						
Women's Prison	476	164	81	2	3	1
Rockville Intake	174	38	0	0	0	0
Total	650	202	81	2	3	1

JAIL BED COUNT						
Adult Male	327	N/A	N/A	N/A	N/A	N/A
Adult Female	66	N/A	N/A	N/A	N/A	N/A
Total	393					

Table 1 (Cont.)

JUVENILE OFFENDERS

Juvenile Male

	October Ending Count	General Population Vacancies	Programs & Treatment Vacancies	Restricted Housing & Infirmery Vacancies	Down Beds	Held Beds
North Central Juvenile Correctional Facility	126	48	0	0	0	0
Pendleton Juvenile Correctional Facility	162	212	0	8	0	9
Total	288	260	0	8	0	9

Juvenile Female

LaPorte Juvenile Correctional Facility	42	20	0	0	0	0
--	----	----	---	---	---	---

TOTALS

	October Ending Count	General Population Vacancies	Programs & Treatment Vacancies	Restricted Housing & Infirmery Vacancies	Down Beds	Held Beds
GRAND TOTAL FOR ALL ADULT MALES (Includes Jail Bed Count and Contracted Beds)	21,196	1,708	706	275	2,508	119
TOTAL FOR ADULT MALES IDOC FACILITIES ONLY	20,794	1,677	694	275	2,508	119
GRAND TOTAL FOR ALL ADULT FEMALES (Includes Jail Bed Count and Contracted Beds)	2,185	676	139	17	168	1
TOTAL FOR ADULT FEMALES IDOC FACILITIES ONLY	2,090	647	139	17	168	1
TOTAL FOR JUVENILE MALES	288	260	0	8	0	9
TOTAL FOR JUVENILE FEMALES	42	20	0	0	0	0
GRAND TOTAL FOR THE DEPARTMENT (Includes Jail Bed Count and Contracted Beds)	23,711	2,664	845	300	2,676	129
GRAND TOTAL FOR THE DEPARTMENT (Excludes Jail Bed Count and Contracted Beds)	23,214	2,604	833	300	2,676	129

Sources: Planning Division Facility Body Count Report
 Planning Division Juvenile Daily Count Report
 OIS - Jail Bed Count
 Operational Support Services - Vacancy Report

Indiana Department of Correction
Table 2
Operational Capacity Compared to Population, by Facility
November 1, 2022

Minimum Security - Adult MALE					
	September Operational Capacity	October Operational Capacity	October Adjusted Operational Capacity*	October Ending Count	Percent +/- Capacity
Chain O'Lakes	102	102	101	75	-26%
Edinburgh	344	344	343	286	-17%
Miami - MCA	204	204	204	92	-55%
New Castle - NCA	204	204	203	157	-23%
Pendleton - IRO	220	220	220	0	-100%
Westville - WCA	379	379	338	254	-25%
Wabash Valley - WVA	<u>198</u>	<u>198</u>	<u>197</u>	151	<u>-23%</u>
Total	1,651	1,651	1,606	1,015	-37%

Re-Entry & Work Release - Adult MALE					
Bartholomew Co. Re-Entry	20	20	40	5	-88%
Chain O'Lakes Re-Entry	38	38	38	31	-18%
Lake Co. Re-Entry/M	10	10	10	6	-40%
South Bend Re-Entry	201	201	201	189	-6%
VOA/Hope Hall Re-Entry	40	40	40	28	-30%
Starke Co. PI - TC	<u>48</u>	<u>48</u>	36	36	0%
Total	357	357	365	295	-19%

Medium Security - Adult MALE					
Branchville	1,533	1,533	1,378	1,145	-17%
Correctional Industrial	1,495	1,495	1,229	1,043	-15%
Indiana State Prison ISO	385	385	383	341	-11%
Plainfield	1,608	1,608	1,468	1,425	-3%
Putnamville	2,519	2,519	2,011	1,858	-8%
Heritage Trail	964	964	898	873	-3%
Westville	2,913	2,913	2,664	2,449	-8%
New Castle	2,431	2,431	2,383	2,374	0%
Total	13,848	13,848	12,414	11,508	-7%

Table 2 (Cont.)

Maximum Security - Adult MALE					
	September Operational Capacity	October Operational Capacity	October Adjusted Operational Capacity*	October Ending Count	Percent +/- Capacity
Miami	2,984	2,984	1,612	1,435	-11%
Indiana State Prison	2,077	2,077	1,975	1,958	-1%
Pendleton	1,474	1,474	1,358	1,348	-1%
Pendleton Treatment Unit	260	260	155	155	0%
ISR Secure Housing Unit	69	69	57	57	0%
New Castle Annex	486	486	413	324	-22%
New Castle Mental Health	128	128	119	119	0%
WCU Secure Housing Unit	138	138	128	128	0%
Wabash Valley	1,802	1,802	1,733	1,702	-2%
WVS Secure Housing Unit	216	216	188	188	0%
Reception Diag. Center	<u>695</u>	<u>695</u>	<u>637</u>	637	<u>0%</u>
Total	10,329	10,329	8,375	8,051	-4%

Minumum Security & Re-Entry - Adult FEMALE					
Madison	848	848	848	593	-30%
Jefferson Co. Re-Entry	82	82	82	69	-16%
Crane House	45	45	45	29	-36%
Total	975	975	975	691	-29%

Medium Security - Adult FEMALE					
Rockville	<u>1,206</u>	<u>1,206</u>	<u>968</u>	<u>778</u>	-20%
Total	1,206	1,206	968	778	-20%

Maximum Security - Adult FEMALE					
Women's Prison	727	727	599	476	-21%
Rockville Intake	<u>212</u>	<u>212</u>	<u>174</u>	174	<u>0%</u>
Total	939	939	773	650	-16%

JAIL BED COUNT**					
Adult Male	282	327	327	327	0%
Adult Female	71	<u>66</u>	<u>66</u>	<u>66</u>	<u>0%</u>
Total	353	393	393	393	0%

JUVENILE OFFENDERS					
	Juvenile Male				
North Central Juvenile Correctional Facility	174	174	174	126	-28%
Pendleton Juvenile Correctional Facility	<u>391</u>	<u>391</u>	<u>374</u>	<u>162</u>	<u>-57%</u>
Total	565	565	548	288	-47%

Table 2 (Cont.)

Juvenile Female

	September Operational Capacity	October Operational Capacity	October Adjusted Operational Capacity*	October Ending Count	Percent +/- Capacity
LaPorte Juvenile Correctional Facility	62	62	62	42	-32%

TOTALS					
	September Operational Capacity	October Operational Capacity	October Adjusted Operational Capacity*	October Ending Count	Percent +/- Capacity
GRAND TOTAL FOR ALL ADULT MALES (Includes Jail Bed Count and Contracted Beds)	26,467	26,512	23,087	21,196	-8%
TOTAL FOR ADULT MALES IDOC FACILITIES ONLY	26,067	26,067	22,634	20,794	-8%
GRAND TOTAL FOR ALL ADULT FEMALES (Includes Jail Bed Count and Contracted Beds)	3,191	3,186	2,782	2,185	-21%
TOTAL FOR ADULT FEMALES IDOC FACILITIES ONLY	3,075	3,075	2,671	2,090	-22%
TOTAL FOR JUVENILE MALES	565	565	548	288	-47%
TOTAL FOR JUVENILE FEMALES	62	62	62	42	-32%
GRAND TOTAL FOR THE DEPARTMENT (Includes Jail Bed Count** and Contracted Beds)	30,285	30,325	26,479	23,711	-10%
GRAND TOTAL FOR THE DEPARTMENT (Excludes Jail Bed Count and Contracted Beds)	29,769	29,769	25,915	23,214	-10%

*Adjusted Operational Capacity includes Intake Beds and excludes Down, Held, and Segregation/Infirmary, and Program/Treatment Hold Beds.

**Jail Bed Counts - IDOC offender Jail Bed holding is demand-based, therefore Jail Bed Percent Capacity is always 0%. Jail Bed Operational Capacity is determined by each county's availability and fluctuates from month to month.

Sources: Planning Division Facility Body Count Report
 Planning Division Juvenile Daily Count Report
 OIS - Jail Bed Count
 Operational Support Services - Vacancy Report

Indiana Department of Correction
Table 3
Facility Population on the First Day of Each Month
(Excludes County Jail "Back-ups" & Contracted Beds)

<u>2021</u>	Adult Male	Adult Female	Juvenile Male	Juvenile Female	Total
January	21,465	2,161	223	36	23,885
February	21,448	2,197	207	37	23,889
March	21,442	2,176	208	36	23,862
April	21,472	2,179	223	34	23,908
May	21,310	2,127	222	30	23,689
June	21,278	2,123	230	32	23,663
July	21,234	2,120	228	33	23,615
August	21,234	2,094	235	32	23,595
September	21,166	2,105	226	36	23,533
October	21,159	2,079	243	38	23,519
November	21,096	2,050	234	38	23,418
December	20,886	2,054	239	36	23,215
<u>2022</u>	Adult Male	Adult Female	Juvenile Male	Juvenile Female	Total
January	20,752	2,067	241	37	23,097
February	20,530	2,002	248	37	22,817
March	20,537	2,044	251	39	22,871
April	20,685	2,093	273	38	23,089
May	20,796	2,103	270	35	23,204
June	20,667	2,074	271	41	23,053
July	20,720	2,067	280	38	23,105
August	20,739	2,079	279	35	23,132
September	20,727	2,060	273	38	23,098
October	20,700	2,087	284	39	23,110
November	20,794	2,090	288	42	23,214

Source: Research Division Juvenile Daily Count Report

Indiana Department of Correction
Table 4
Parole Caseload on November 7th, 2022

<u>Parole District</u>	Indiana Parolees		Other Jurisdiction		<u>Total</u>
	<u>Adult Male</u>	<u>Adult Female</u>	<u>Adult Male</u>	<u>Adult Female</u>	
<i>Interstate Compact (PD0)*</i>	286	18	483	67	854
	<u>District Supervision Breakdown as follows:</u>				
Re-Entry Parole (PD1)	301	32	34	4	371
Fort Wayne (PD2)	707	61	42	4	814
Indianapolis (PD3)	1103	74	80	10	1,267
Evansville (P4A)	465	40	37	11	553
Terre Haute (P4B)	440	60	27	8	535
Bloomington (PD5)	332	39	29	5	405
Gary (PD6)	399	23	86	6	514
New Castle (PD7)	676	76	49	6	807
South Bend (PD8)	654	47	53	5	759
Madison (PD9)	319	36	46	8	409
Total	5,682	506	483	67	6,738

Total Parole Population on the First Day of Each Month

<u>Calendar Year 2022</u>	Indiana Parolees		Other Jurisdiction		<u>Total</u>
	<u>Adult Male</u>	<u>Adult Female</u>	<u>Adult Male</u>	<u>Adult Female</u>	
January	5,230	511	520	63	6,324
February	5,244	505	516	64	6,329
March	5,256	504	510	63	6,333
April	5,284	508	502	69	6,363
May	5,326	499	498	70	6,393
June	5,376	522	506	73	6,477
July	5,413	521	504	74	6,512
August	5,525	526	492	71	6,614
September	5,618	508	493	67	6,686
October	5,682	506	483	67	6,738

* Includes Indiana parolees who are serving their parole in another state, as well as offenders from other States being supervised in Indiana (Interstate Compact)

Sources: Juvenile Services
Parole Division



Adult Offender Statistics



Indiana Department of Correction
Table 5
Monthly Admissions and Releases- Adult Offenders
(Includes County Jail "Back-ups" & Contracted Beds)
October 2022

Admissions	Male	Female	Total
New Commitments	355	60	415
Parole Violators - New Commits	23	1	24
Parole Violators - Technical	67	8	75
Unsentenced (Safekeepers)	1	0	1
Return from Esc - Sec/NonSec Facility	2	0	2
Return from Escape - Non-Secure Facility	0	0	0
Return from Escape - CTP Absconds	0	0	0
Court Supervision Violators - New Commits	70	10	80
Court Supervision Violators - Technical	143	21	164
Return from CTP - New Commits	0	0	0
Return from CTP - Technical	3	1	4
Unknown (Missing Data)	0	0	0
Total Admissions	664	101	765

Releases	Male	Female	Total
Parole	343	38	381
Probation	246	55	301
Escape Secure Facility	0	0	0
Walk-Away - Non-Secure Facility	0	0	0
Discharged	69	10	79
Unsentenced Discharged	0	0	0
Other (i.e. Death)	13	0	13
Community Transition Program (CTP)	35	8	43
CTP Absconds	0	0	0
Unknown (Missing Data)	0	0	0
Total Releases	706	111	817

Of the 355 new commitments of male felons, 183 (51.5%) had a prior commitment.

Of the 60 new commitments of female felons, 13 (21.7%) had a prior commitment.

Effective July 1, 1998, misdemeanants are to be committed to DOC only under special circumstances (IC 11-12-6)

Sources: SAS-prsadm8.pgm, SAS - prisrel8.pgm

Indiana Department of Correction
Table 6
New Admissions by County of Commitment - Adult Offenders

October 2022

County	Felony Level												Total	County	Felony Level												Total
	Murder	FA	FB	FC	FD	F1	F2	F3	F4	F5	F6	Other*			Murder	FA	FB	FC	FD	F1	F2	F3	F4	F5	F6	Other*	
Adams	0	0	0	0	0	0	0	0	1	0	2	0	3	Madison	2	0	2	2	0	1	1	2	3	5	8	0	26
Allen	1	0	1	0	0	0	0	7	9	22	14	0	54	Marion	2	0	3	0	0	3	16	34	50	51	2	0	161
Bartholomew	0	0	0	0	0	0	0	0	2	0	0	0	2	Marshall	0	0	0	0	0	0	2	1	1	2	0	0	6
Benton	0	0	0	0	0	0	0	0	0	0	0	0	0	Martin	0	0	0	0	0	0	0	0	1	0	0	0	1
Blackford	0	0	0	0	0	0	1	0	0	0	2	0	3	Miami	0	0	0	0	0	0	1	0	1	0	0	0	2
Boone	0	0	0	0	0	0	0	0	1	1	1	0	3	Monroe	1	0	0	0	0	0	0	0	2	3	1	0	7
Brown	0	0	0	0	0	0	0	0	1	0	2	0	3	Montgomery	0	0	0	0	0	0	0	1	1	1	4	0	7
Carroll	1	0	0	0	0	0	0	0	0	2	0	0	3	Morgan	0	0	0	0	0	0	0	0	1	2	1	0	4
Cass	0	0	0	0	0	0	1	0	0	2	1	0	3	Newton	0	0	0	0	0	0	0	0	0	0	0	0	0
Clark	0	0	0	0	0	1	1	0	1	0	0	0	3	Noble	0	0	1	0	0	0	1	3	3	4	3	0	15
Clay	0	0	0	0	0	0	0	0	0	0	0	0	0	Ohio	0	0	0	0	0	0	0	0	0	0	0	0	0
Clinton	0	0	0	0	0	0	0	0	2	2	2	0	6	Orange	0	0	0	0	0	0	0	1	0	1	0	0	2
Crawford	0	0	0	0	0	0	0	1	0	0	0	0	1	Owen	0	0	0	0	0	0	1	0	0	0	0	0	1
Daviess	0	0	0	0	0	0	0	0	1	0	0	0	1	Parke	0	0	0	0	0	0	0	0	1	2	1	0	4
Dearborn	0	0	0	0	1	0	1	0	0	5	0	0	7	Perry	0	0	0	0	0	0	1	1	0	1	0	0	3
Decatur	0	0	0	0	0	0	0	2	0	5	3	0	10	Pike	0	0	0	0	0	0	0	0	0	0	0	0	0
DeKalb	0	0	0	0	0	1	0	0	2	2	0	0	5	Porter	0	0	0	0	0	0	0	0	0	1	0	0	1
Delaware	1	0	0	0	0	1	1	1	0	1	0	0	5	Posey	0	0	0	0	0	0	1	1	1	1	0	0	4
Dubois	0	0	0	0	0	0	0	0	1	0	1	0	2	Pulaski	0	0	0	0	0	0	0	0	0	1	1	0	2
Elkhart	0	0	2	0	0	0	0	3	6	13	3	0	27	Putnam	0	0	0	0	0	0	0	0	1	0	0	0	1
Fayette	0	0	0	0	0	0	0	0	0	0	0	0	0	Randolph	0	0	0	0	0	0	0	0	0	2	0	0	2
Floyd	0	0	0	0	0	0	1	0	0	1	2	0	4	Ripley	0	0	0	0	0	0	0	0	1	0	2	0	3
Fountain	0	0	0	0	0	0	0	0	0	0	0	0	0	Rush	0	0	0	0	0	0	0	0	0	0	0	0	0
Franklin	0	0	0	0	0	0	0	0	0	0	0	0	0	St. Joseph	2	0	0	0	0	1	1	0	3	7	3	0	17
Fulton	0	0	0	0	0	0	0	2	2	0	1	0	5	Scott	0	0	0	0	0	0	0	0	0	3	1	0	4
Gibson	0	0	0	0	0	0	0	0	0	1	3	0	4	Shelby	0	0	0	0	0	1	0	0	2	2	2	0	7
Grant	1	0	1	0	0	0	0	0	2	0	1	0	5	Spencer	0	0	0	0	0	0	1	0	0	0	1	0	2
Greene	0	0	0	0	0	0	0	0	1	2	0	0	3	Starke	0	0	0	0	0	0	0	0	0	0	0	0	0
Hamilton	1	0	0	1	0	0	0	3	2	6	3	0	16	Steuben	1	0	0	0	0	0	0	0	0	0	0	0	1
Hancock	0	0	0	0	0	0	0	0	2	2	0	0	4	Sullivan	0	0	0	0	0	0	0	0	0	0	0	0	0
Harrison	0	0	1	0	0	0	0	3	1	1	0	0	6	Switzerland	0	0	0	0	0	0	0	0	0	0	0	0	0
Hendricks	1	0	0	0	0	1	2	0	0	1	0	0	5	Tippecanoe	0	0	1	0	0	0	0	0	3	7	0	0	11
Henry	0	0	0	0	0	0	1	1	0	3	2	0	7	Tipton	0	0	0	0	0	0	0	0	0	0	0	0	0
Howard	0	0	1	0	0	0	1	0	0	3	1	0	6	Union	0	0	0	0	0	0	0	0	0	0	0	0	0
Huntington	0	0	0	0	0	0	2	1	1	4	7	0	15	Vanderburgh	0	0	1	0	0	2	3	2	6	13	8	0	35
Jackson	0	0	0	0	0	0	1	2	1	3	0	0	7	Vermillion	0	0	0	0	0	0	0	0	0	0	0	0	0
Jasper	0	0	0	0	0	0	0	0	0	0	1	0	1	Vigo	0	0	1	0	0	0	1	2	1	4	0	0	9
Jay	0	0	0	0	0	0	0	4	3	1	2	0	10	Wabash	0	0	0	0	0	1	0	1	0	4	0	0	6
Jefferson	0	1	0	0	0	0	0	1	0	0	4	0	6	Warren	0	0	0	0	0	0	0	0	0	0	1	0	1
Jennings	0	0	0	0	0	0	0	0	1	0	1	0	2	Warrick	0	0	0	0	0	0	2	0	1	0	0	0	3
Johnson	0	0	0	0	0	0	0	3	1	4	3	0	11	Washington	0	0	0	0	0	0	0	0	0	2	0	0	2
Knox	0	0	0	0	0	0	0	0	1	1	0	0	2	Wayne	0	0	0	0	0	0	1	1	1	7	0	0	10
Kosciusko	0	1	0	0	0	0	0	1	2	2	0	0	6	Wells	0	0	0	0	0	0	0	0	0	0	2	1	3
LaGrange	0	0	0	0	0	0	0	0	0	2	1	0	3	White	0	0	0	0	0	0	0	0	0	0	0	0	0
Lake	0	0	0	0	0	0	0	0	0	5	0	0	5	Whitley	0	0	0	0	0	1	0	0	0	1	0	0	2
LaPorte	0	0	0	0	0	1	0	0	2	0	0	0	3	Unknown	0	0	0	0	0	0	0	0	0	0	0	1	1
Lawrence	0	0	0	0	0	0	0	2	0	4	9	0	15	Totals	14	2	15	3	1	15	46	87	133	228	113	2	659

Data based on Most Serious Offense and includes only New- and Reccommitments.
Parole violators are not included.
*"Other" may include missing, habitual offense, contempt of court, or misdemeanor.
***"Unknown" represents offenders who were sentenced to DOC, but County of Commitment data was unavailable.
Source: Prsadm7.pgm

Indiana Department of Correction

Table 7

Release Type by County of Commitment - Adult Offenders

October 2022

County	Release Type				Total	County	Release Type				Total
	Parole	Probation	Discharged	CTP			Parole	Probation	Discharged	CTP	
Adams	2	1	0	0	3	Madison	25	12	4	0	41
Allen	34	24	6	7	71	Marion	70	45	15	0	130
Bartholomew	4	2	0	0	6	Marshall	3	7	1	3	14
Benton	0	0	0	0	0	Martin	1	1	0	0	2
Blackford	1	3	1	0	5	Miami	1	0	0	0	1
Boone	2	2	0	0	4	Monroe	3	4	0	0	7
Brown	0	3	0	0	3	Montgomery	5	1	0	0	6
Carroll	0	2	0	0	2	Morgan	2	0	0	0	2
Cass	2	1	3	4	10	Newton	2	0	1	0	3
Clark	0	2	0	0	2	Noble	0	4	2	0	6
Clay	2	0	0	0	2	Ohio	0	0	0	0	0
Clinton	4	4	1	0	9	Orange	1	1	1	0	3
Crawford	1	0	0	0	1	Owen	0	0	0	0	0
Daviess	0	0	0	0	0	Parke	3	0	0	0	3
Dearborn	7	12	2	1	22	Perry	0	1	1	0	2
Decatur	3	3	2	0	8	Pike	2	1	0	0	3
DeKalb	6	4	0	0	10	Porter	3	2	0	0	5
Delaware	4	1	1	0	6	Posey	3	5	0	0	8
Dubois	2	0	1	1	4	Pulaski	1	1	0	0	2
Elkhart	15	13	2	3	33	Putnam	1	3	0	0	4
Fayette	4	1	3	4	12	Randolph	0	1	0	1	2
Floyd	3	7	0	0	10	Ripley	9	2	0	0	11
Fountain	0	0	0	1	1	Rush	7	3	1	0	11
Franklin	0	3	1	0	4	St. Joseph	11	7	2	2	22
Fulton	0	0	0	0	0	Scott	3	5	3	0	11
Gibson	1	2	1	0	4	Shelby	6	4	2	0	12
Grant	2	3	0	0	5	Spencer	0	1	0	0	1
Greene	0	1	0	0	1	Starke	1	1	0	0	2
Hamilton	6	9	4	2	21	Steuben	1	0	0	0	1
Hancock	1	1	1	0	3	Sullivan	0	1	1	0	2
Harrison	0	3	0	0	3	Switzerland	0	2	1	0	3
Hendricks	5	2	0	0	7	Tippecanoe	9	17	0	2	28
Henry	2	4	0	0	6	Tipton	0	1	0	0	1
Howard	4	3	0	0	7	Union	1	1	0	0	2
Huntington	3	4	0	0	7	Vanderburgh	24	5	4	3	36
Jackson	4	1	0	2	7	Vermillion	1	1	0	0	2
Jasper	3	1	0	0	4	Vigo	4	1	2	2	9
Jay	2	0	1	1	4	Wabash	0	2	0	0	2
Jefferson	3	0	1	0	4	Warren	2	1	0	0	3
Jennings	2	1	0	0	3	Warrick	1	3	0	0	4
Johnson	6	7	1	1	15	Washington	3	3	0	0	6
Knox	0	1	0	0	1	Wayne	6	2	1	0	9
Kosciusko	2	1	0	1	4	Wells	1	3	1	0	5
LaGrange	3	2	1	0	6	White	0	0	0	0	0
Lake	10	2	1	0	13	Whitley	0	2	0	1	3
LaPorte	2	3	2	1	8	Unknown	0	0	0	0	0
Lawrence	8	5	0	0	13	Totals	381	301	79	43	804

This data excludes Temporary Moves, Safekeepers, Predispositions, Escapes, Deaths, releases from CTP and releases from Out of State Parole.

*"Unknown" represents offenders who were sentenced to DOC, but County of Commitment data was unavailable.

Source: prisrel7.pgm

Indiana Department of Correction
Table 8
The Number of Department of Correction Offenders
Held in County Jails*
November 1, 2022

<u>County</u>	<u>Adult Male</u>	<u>Adult Female</u>	<u>County</u>	<u>Adult Male</u>	<u>Adult Female</u>	<u>County</u>	<u>Adult Male</u>	<u>Adult Female</u>
Adams	3	0	Hendricks	1	1	Pike	0	0
Allen	13	7	Henry**	4	1	Porter	0	2
Bartholomew	3	1	Howard	11	0	Posey	3	0
Benton	0	0	Huntington	7	2	Pulaski**	3	0
Blackford**	2	0	Jackson	8	0	Putnam**	1	0
Boone	3	0	Jasper	2	1	Randolph	2	0
Brown	0	0	Jay	0	0	Ripley	3	0
Carroll	3	0	Jefferson	2	0	Rush	0	0
Cass	3	0	Jennings	4	1	St. Joseph	19	2
Clark	8	0	Johnson	8	2	Scott	3	1
Clay	1	1	Knox**	0	0	Shelby	3	1
Clinton	3	1	Kosciusko	6	0	Spencer**	0	0
Crawford**	1	0	LaGrange	0	1	Starke	0	0
Daviess	2	0	Lake	3	0	Steuben	0	0
Dearborn	20	4	LaPorte	1	0	Sullivan	0	1
Decatur	1	0	Lawrence	4	3	Switzerland	1	0
DeKalb	0	0	Madison	10	3	Tippecanoe	8	1
Delaware	8	2	Marion	32	5	Tipton	0	0
Dubois	0	0	Marshall	3	1	Union	0	0
Elkhart	7	3	Martin	4	0	Vanderburgh	18	0
Fayette	1	0	Miami	4	1	Vermillion	2	0
Floyd	2	2	Monroe	2	2	Vigo	3	0
Fountain	1	1	Montgomery	2	1	Wabash	1	1
Franklin	2	0	Morgan	3	0	Warren	0	0
Fulton	4	0	Newton	0	0	Warrick	0	0
Gibson	3	0	Noble	6	3	Washington	2	0
Grant	1	0	Ohio	0	0	Wayne	3	1
Greene	1	0	Orange**	0	0	Wells**	3	2
Hamilton	10	1	Owen	0	2	White	0	0
Hancock	1	1	Parke	3	0	Whitley	2	0
Harrison**	8	0	Perry	2	0	Total	327	66

* Data is based on known frequencies reported by the counties; some county data may be missing

** County Jail Substance Abuse Programs

Source: Offender Movement

Indiana Department of Correction
Table 9
Community Transition Program
Average Daily Populations

<u>Month</u>	<u>2017</u>	<u>2018</u>	<u>2019</u>	<u>2020</u>	<u>2021</u>	<u>2022</u>
January	465	392	382	338	301	264
February	475	402	379	338	304	275
March	475	411	372	317	300	286
April	481	441	376	278	291	281
May	487	443	396	279	270	267
June	481	398	379	241	291	244
July	445	386	393	256	293	222
August	421	395	336	254	275	220
September	400	387	330	262	270	200
October	385	384	324	259	271	184
November	389	366	323	270	261	
December	<u>372</u>	<u>381</u>	<u>339</u>	<u>275</u>	<u>262</u>	
YEARLY AVERAGE	440	399	361	281	282	

Source: CTP Database and OIS Warmbody

Indiana Department Of Correction
Table 10
Community Transition Program
October 2022 Release Information (Felony Level A-D)

Total number of offenders eligible to be released =		110
Felony A and B total =	98	
Felony C total =	6	
Felony D total =	0	
Murder =	6	
Total number of offenders transitioned to counties for CTP =		6
By default (lack of response from judge)		
Felony A or B =	0	
Felony C =	0	
Felony D =	0	
By approval by court order from judge		
Felony A or B =	5	
Felony C =	0	
Felony D =	0	
Murder =	1	
Total number of offenders transitioned to counties then returned to DOC due to refusal (court ordered denial upon receipt of offender) =		0
Total number of court ordered denials =		48
Felony A or B =	40	
Felony C =	4	
Felony D =	0	
Murder =	4	
Total number of Felony A or B, or Murder denials by default (no response from judge) =		27
Total number of offenders who became ineligible after eligibility determined but prior to CTP commencement date (reasons include change in Earliest Possible Release Date, change in warrant status, released to probation or to parole, other miscellaneous) =		29
Felony A or B =	26	
Felony C =	2	
Felony D =	0	
Murder =	1	

Indiana Department Of Correction
Table 10
Community Transition Program
October 2022 Release Information (Felony Level A-D)

Total number of offenders eligible to be released =		323
Felony 1 and 2 total =	15	
Felony 3 and 4 total =	134	
Felony 5 and 6 total =	174	
Total number of offenders transitioned to counties for CTP =		40
By default (lack of response from judge)		
Felony 1 and 2 total =	0	
Felony 3 and 4 total =	0	
Felony 5 and 6 total =	14	
By approval by court order from judge		
Felony 1 and 2 total =	4	
Felony 3 and 4 total =	12	
Felony 5 and 6 total =	10	
Total number of offenders transitioned to counties then returned to DOC due to refusal (court ordered denial upon receipt of offender) =		0
Total number of court ordered denials =		158
Felony 1 and 2 total =	11	
Felony 3 and 4 total =	50	
Felony 5 and 6 total =	97	
Total number of Felony 1 or 2 denials by default (no response from judge) =		0
Total number of offenders who became ineligible after eligibility determined but prior to CTP commencement date (reasons include change in Earliest Possible Release Date, change in warrant status, released to probation or to parole, other miscellaneous) =		87
Felony 1 and 2 total =	0	
Felony 3 and 4 total =	37	
Felony 5 and 6 total =	50	

Source: SAS - CTP2 Adms

Indiana Department of Correction
Table 11
Total Number of Felony Offenses
Committed to the Indiana Department of Correction

October 2022

Felony Level	Primary Offense	Secondary Offense	Oct-22		This Calendar Year	
			SEX		SEX	
			F	M	F	M
A Felony	Burglary (35-43-2-1)		-	-	-	2
	Child Molesting (35-42-4-3)		-	-	-	27
	Criminal Deviate Conduct (35-42-4-2)		-	-	-	5
	Dealing Cocaine or Narcotic Drug (35-48-4-1)		-	-	-	10
	Dealing Methamphetamine (35-48-4-1.1)		-	-	-	3
	Dealing Sched I, II, or III Cntrld Sub (35-48-4-2)		-	-	2	4
	Kidnapping (35-42-3-2)		-	1	-	1
	Rape (35-42-4-1)		-	1	-	5
	Robbery (35-42-5-1)		-	-	1	2
	Voluntary Manslaughter (35-42-1-3)		-	-	1	2
A Felony Total			0	2	4	61

Felony Level	Primary Offense	Secondary Offense	Oct-22		This Calendar Year	
			SEX		SEX	
			F	M	F	M
B Felony	Aggravated Battery (35-42-2-1.5)		-	-	1	1
	Arson (35-43-1-1)		-	1	-	3
	Burglary (35-43-2-1)		-	7	1	33
	Carjacking (35-42-5-2)		-	1	-	1
	Child Molesting (35-42-4-3)		-	-	-	1
	Criminal Confinement (35-42-3-3)		-	1	-	3
	Criminal Deviate Conduct (35-42-4-2)		-	-	-	1
	Dealing Cocaine or Narcotic Drug (35-48-4-1)		-	1	2	18
	Dealing Methamphetamine (35-48-4-1.1)		-	4	3	17
	Dealing Sched I, II, or III Cntrld Sub (35-48-4-2)		-	2	-	9
	Escape/Failure to Return (35-44-3-5)		-	-	-	1
	Felon in Possession of a Firearm (35-47-4-5)		-	1	-	5
	Human Sexual Trafficking (35-42-3.5)		-	-	-	1
	Incest (35-46-1-3)		-	-	-	3
	Operating Vehicle Intoxicated/Death (9-30-5-5)		-	-	-	2
	Possession Methamphetamine (35-48-4-6.1)		-	-	-	1
	Possession of Cocaine or Narcotic Drug (35-48-4-6)		-	-	1	3
	Robbery (35-42-5-1)		-	3	-	20
	Sexual Misconduct with a Minor (35-42-4-9)		-	2	-	12
	Voluntary Manslaughter (35-42-1-3)		-	-	-	1
B Felony Total			0	23	8	136

Felony Level	Primary Offense	Secondary Offense	Oct-22		This Calendar Year	
			SEX		SEX	
			F	M	F	M
C Felony	Arson (35-43-1-1)		-	-	1	-
	Auto Theft, Receiving Stolen Parts (35-43-4-2.5)		-	-	-	1
	Battery (35-42-2-1)		-	-	1	3
	Burglary (35-43-2-1)		-	3	-	9
	Child Molesting (35-42-4-3)		-	-	-	13
	Corrupt Business Influence (35-45-6-2)		-	-	1	-
	Criminal Confinement (35-42-3-3)		-	-	-	2
	Dealing Sched IV Controlled Substance (35-48-4-3)		-	-	-	1
	Forgery (35-43-5-2)		1	-	1	9
	Neglect of a Dependent (35-46-1-4)		-	-	1	2
	Non-Support of Dependent Child (35-46-1-5)		-	1	-	6
	Operating Vehicle Intoxicated/Death (9-30-5-5)		-	-	-	1
	Operating Vehicle w/Lifetime Suspension (9-30-10-17)		-	-	-	2
	Possession Methamphetamine (35-48-4-6.1)		-	-	-	2
	Possession of Cocaine or Narcotic Drug (35-48-4-6)		-	-	-	1
	Possession of Controlled Substance (35-48-4-7)		-	-	-	1
	Reckless Homicide (35-42-1-5)		-	-	-	1
	Robbery (35-42-5-1)		-	-	-	3
	Sexual Battery (35-42-4-8)		-	-	-	1
Sexual Misconduct with a Minor (35-42-4-9)		-	-	-	2	
C Felony Total			1	4	5	60

Felony Level	Primary Offense	Secondary Offense	Oct-22		This Calendar Year	
			SEX		SEX	
			F	M	F	M
D Felony	Auto Theft, Receiving Stolen Parts (35-43-4-2.5)		-	1	-	2
	Child Molesting (35-42-4-3)		-	-	-	1
	Child Seduction (35-42-4-7)		-	-	-	2
	Child Solicitation (35-42-4-6)		-	-	-	1
	Criminal Recklessness (35-42-2-2)		-	-	-	1
	Driving While Suspended/Oper Veh HTV (9-30-10-16)		-	-	-	2
	Fraud (35-43-5-4)		-	-	-	1
	Intimidation (35-45-2-1)		-	-	-	1
	Maintaining a Common Nuisance (35-48-4-13)		-	-	-	1
	Neglect of a Dependent (35-46-1-4)		-	-	-	2
	Non-Support of a Child (35-46-1-5)		-	1	-	3
	Operating Vehicle Intox-Prior (9-30-5-3)		-	-	2	2
	Possession - Syringe/Needle (16-42-19-18)		-	-	-	1
	Possession of Cocaine or Narcotic Drug (35-48-4-6)		-	-	-	2
	Possession of Controlled Substance (35-48-4-7)		-	1	-	4
	Resisting Law Enforcement (35-44-3-3)		-	1	-	3
	Sale of Legend Drug (16-42-19-11)		-	-	-	1
	Sexual Battery (35-42-4-8)		-	-	-	1
	Theft, Receiving Stolen Property (35-43-4-2)		-	3	-	6
	Vicarious Sexual Gratification (35-42-4-5)		-	-	-	1
D Felony Total			0	7	2	38

Felony Level	Primary Offense	Secondary Offense	Oct-22		This Calendar Year	
			SEX		SEX	
			F	M	F	M
Level 1 Felony	Aggravated Battery (35-42-2-1.5)		-	-	-	2
	Aiding, Inducing or Causing an Offense (35-41-2-4)	Murder (35-42-1-1)	-	1	1	2
	Attempted Murder (35-42-1-1(1))		-	-	-	1
	Attempt to Commit a Felony (35-41-5-1)		-	-	-	1
		Child Molesting (35-42-4-3)	-	-	-	6
		Murder (35-42-1-1)	-	5	3	27
		Sexual Misconduct with a Minor (35-42-4-9)	-	-	-	1
	Burglary (35-43-2-1)		-	1	-	4
	Child Molesting (35-42-4-3)		2	10	4	114
	Conspiracy (35-41-5-2)	Murder (35-42-1-1)	1	-	3	2
	Criminal Gang Enhancement (35-50-2-15)		-	-	-	1
	Dealing a Substance Resulting in Death (35-42-1-1.5)		1	1	3	4
	Firearm Enhancement (35-50-2-11)		-	-	1	3
	Habitual Offender (35-50-2-8)		-	-	1	4
	Neglect of a Dependent/Death (35-46-1-4)		-	-	3	6
	Rape (35-42-4-1)		-	3	-	6
Level 1 Felony Total			4	21	19	184

Felony Level	Primary Offense	Secondary Offense	Oct-22		This Calendar Year	
			SEX		SEX	
			F	M	F	M
Level 2 Felony	Aiding, Inducing or Causing an Offense (35-41-2-4)	Dealing Methamphetamine (35-48-4-1.1)	-	1	-	2
		Robbery (35-42-5-1)	-	1	-	1
		Voluntary Manslaughter (35-42-1-3)	-	-	-	1
	Attempt to Commit a Felony (35-41-5-1)	Burglary (35-43-2-1)	-	-	-	1
		Robbery (35-42-5-1)	-	1	-	2
		Voluntary Manslaughter (35-42-1-3)	-	1	-	2
	Battery (35-42-2-1)		-	-	-	1
	Burglary (35-43-2-1)		-	3	1	12
	Child Seduction (35-42-4-7)		-	-	-	1
	Conspiracy (35-41-5-2)	Murder (35-42-1-1)	2	1	2	2
	Dealing Cocaine or Narcotic Drug (35-48-4-1)		2	5	7	60
	Dealing Methamphetamine (35-48-4-1.1)		10	16	59	170
	Dealing Sched I, II, or III Cntrl'd Sub (35-48-4-2)		1	-	3	19
	Habitual Offender (35-50-2-8)		-	-	2	2
	Kidnapping (35-42-3-2)		-	-	-	1
	Manufacturing Methamphetamine (35-42-4-5)		-	-	-	1
	Pharmacy Robbery (35-42-5-1)		-	-	-	1
	Possession - Destruct Device (35-47.5-5-2)		-	-	-	2
	Robbery (35-42-5-1)		1	1	4	25
	Sexual Misconduct with a Minor (35-42-4-9)		-	-	-	1
Vicarious Sex Gratification (35-42-4-5)		-	-	-	1	
Voluntary Manslaughter (35-42-1-3)		1	4	6	28	
Level 2 Felony Total			17	34	84	336

Felony Level	Primary Offense	Secondary Offense	Oct-22		This Calendar Year	
			SEX		SEX	
			F	M	F	M
Level 3 Felony	Accident/Failure to Stop-Serious Inj/Death (9-26-1-1.1)		1	2	3	5
	Aggravated Battery (35-42-2-1.5)		1	13	8	87
	Aiding, Inducing or Causing an Offense (35-41-2-4)	Aggravated Battery (35-42-2-1.5)	-	-	1	1
		Dealing Methamphetamine (35-48-4-1.1)	-	-	1	2
		Rape (35-42-4-1)	-	1	-	1
		Robbery (35-42-5-1)	-	-	1	4
	Arson (35-43-1-1)		-	-	2	-
	Attempt to Commit a Felony (35-41-5-1)	Aggravated Battery (35-42-2-1.5)	-	-	-	4
		Child Molesting (35-42-4-3)	-	-	-	1
		Robbery (35-42-5-1)	-	2	-	8
		Vicarious Sexual Gratification (35-42-4-5)	-	1	-	1
	Battery (35-42-2-1)		1	1	4	11
	Burglary (35-43-2-1)		-	2	2	12
	Child Molesting (35-42-4-3)		-	1	3	34
	Conspiracy (35-41-5-2)	Robbery (35-42-5-1)	-	-	-	1
	Criminal Confinement (35-42-3-3)		-	4	1	34
	Dealing Cocaine or Narcotic Drug (35-48-4-1)		2	8	12	53
	Dealing Methamphetamine (35-48-4-1.1)		2	8	33	96
	Dealing Sched I, II, or III Cntrld Sub (35-48-4-2)		-	-	3	5
	Dealing Sched IV Cntrld Sub (35-48-4-3)		-	-	2	5
	Domestic Battery SBI Under 14 (35-42-2-1.3A)		-	-	-	2
	Habitual Offender (35-50-2-8)		-	-	-	1
	Human Sexual Trafficking (35-42-3.5-1)		-	1	1	5
	Kidnapping (35-42-3-2)		-	1	-	3
	Manufacturing Meth (35-48-4-1.2)		-	1	-	2
	Neglect of a Dependent/Death (35-46-1-4)		1	3	14	21
	Possession of Cocaine or Narcotic Drug (35-48-4-6)		2	1	5	20
	Possession of Meth (35-48-4-6.1)		3	7	28	57
	Rape (35-42-4-1)		-	3	1	40
	Resisting Law Enforcement (35-44.1-3-1)		-	1	-	4
	Robbery (35-42-5-1)		-	26	29	227
	Vicarious Sexual Gratification (35-42-4-5)		-	-	-	1
Level 3 Felony Total			13	87	154	748

Felony Level	Primary Offense	Secondary Offense	Oct-22		This Calendar Year	
			SEX		SEX	
			F	M	F	M
Level 4 Felony	Aiding, Inducing or Causing an Offense (35-41-2-4)	Burglary (35-43-2-1)	-	1	-	3
	Arson (35-43-1-1)		-	3	2	38
	Attempt to Commit a Felony (35-41-5-1)	Arson (35-43-1-1)	-	1	-	1
		Burglary (35-43-2-1)	-	2	-	5
		Conspiracy (35-41-5-2)	-	-	-	1
	Burglary (35-43-2-1)		2	33	33	194
	Child Exploitation (35-42-4-4)		-	7	1	19
	Child Molesting (35-42-4-3)		-	21	1	160
	Child Solicitation (35-42-4-6)		-	2	-	25
	Conspiracy (35-41-5-2)	Dealing Methamphetamine (35-48-4-1.1)	-	-	1	-
	Criminal Confinement (35-42-3-3)		-	1	1	8
	Dealing Cocaine or Narcotic Drug (35-48-4-1)		-	6	11	53
	Dealing Methamphetamine (35-48-4-1.1)		1	11	49	135
	Dealing Sched I, II, or III Cntrld Sub (35-48-4-2)		-	-	5	8
	Dealing Sched IV Controlled Substance (35-48-4-3)		-	-	1	3
	Escape (35-44.1-3-4)		-	1	-	7
	Felon in Possession of a Firearm (35-47-4-5)		2	48	11	316
	Habitual Offender (35-50-2-8)		-	-	-	2
	Human Sexual Trafficking (35-42-3.5-1)		-	-	-	3
	Incest (35-46-1-3)		-	1	-	6
	Kidnapping(35-42-3-2)		-	-	-	1
	Leaving Scene of Accident with Serious Bodily Injury (9-26-1-1.1)		2	-	2	6
	Manufacturing Meth (35-48-4-1.2)		-	2	1	6
	Operating Machine Gun / Bomb (35-47-5-9)		-	-	-	1
	Operating Motor Vehicle While Intoxicated - Catastrophic Injury (9-30-5-5(A3))		-	-	1	-
	Operating Motor Vehicle While Intoxicated - Death Schedule I,II (9-30-5-5(A2))		-	-	-	1
	Operating Vehicle Intoxicated/Death (9-30-5-5)		-	-	7	26
	Operating a Vehicle While Intoxicated Causing Serious Bodily Injury (9-30-5-4(A2))		-	1	2	4
	Possession of Cocaine or Narcotic Drug (35-48-4-6)		-	3	4	27
	Possession of Dangerous Device (35-44.1-3-7)		-	-	-	4
	Possession of Meth (35-48-4-6.1)		3	13	35	111
	Promoting Prostitution, under 18 (35-45-4-4)		-	-	-	1
	Sexual Battery (35-42-4-8)		-	1	-	6
	Sexual Misconduct with a Minor (35-42-4-9)		-	7	1	72
	Stalking (35-45-10-5)		-	-	-	1
	Vicarious Sexual Gratification (35-42-4-5)		-	-	-	3
Level 4 Felony Total			10	165	169	1257

Felony Level	Primary Offense	Secondary Offense	Oct-22		This Calendar Year			
			SEX		SEX			
			F	M	F	M		
Level 5 Felony	Aiding, Inducing or Causing an Offense (35-41-2-4)	Burglary (35-43-2-1)	-	-	-	2		
		Corrupt Bus Influence (35-45-6-2)	-	-	-	1		
		Dealing in Methamphetamine (35-48-4-1.1)	-	-	1	-		
		Robbery (35-42-5-1)	1	-	1	-		
		Theft, Recv Stolen Prop (35-43-4-2)	-	1	-	1		
		Assisting a Criminal (35-44.1-2-5)	-	1	1	8		
		Attempt to Commit a Felony (35-41-5-1)	Battery (35-42-2-1)	-	-	-	2	
			Child Seduction (35-41-5-1)	-	-	-	1	
			Criminal Recklessness (35-42-2-2)	-	-	-	1	
			Escape (35-44.1-3-4)	-	-	-	3	
			Obstruction of Justice (35-44-3-4)	-	2	1	3	
			Robbery (35-42-5-1)	-	1	1	2	
			Trafficking with an Inmate (35-44.1-3-5)	-	-	-	1	
			Auto Theft, Receiving Stolen Parts (35-43-4-2.5)	2	4	4	19	
			Battery (35-42-2-1)	4	33	38	299	
			Bribery (35-44.1-1-2)	-	-	1	-	
			Burglary (35-43-2-1)	-	19	21	208	
			Check Deception (35-43-5-5)	-	-	1	-	
			Child Exploitation (35-42-4-4)	-	7	1	42	
			Child Pornography (35-42-4-4(C))	-	2	-	9	
			Child Possession of a Firearm (35-47-10-5)	-	-	-	2	
			Child Seduction (35-42-4-7)	-	1	-	8	
			Child Solicitation (35-42-4-6)	-	-	-	24	
			Conspiracy (35-41-5-2)	Dealing Sched I, II, or III Cntrl Sub (35-48-4-2)	-	-	-	1
				Fraud on Financial Institution (35-43-5-8)	-	-	1	-
				Obstruction of Justice (35-44-3-4)	-	-	-	1
				Trafficking with an Inmate (35-44.1-3-5)	-	-	-	1
			Conversion (35-43-4-3)	-	-	-	1	
			Corrupt Business Influence (35-45-6-2)	2	2	10	21	
			Criminal Confinement (35-42-3-3)	-	6	3	67	
			Criminal Recklessness (35-42-2-2)	-	12	2	44	
			Dangerous Control of a Handgun (35-47-10-6)	-	-	1	-	
			Dealing Cocaine or Narcotic Drug (35-48-4-1)	1	3	18	43	
			Dealing Marijuana, Hash Oil, or Hashish (35-48-4-10)	-	1	1	14	
			Dealing Methamphetamine (35-48-4-1.1)	2	21	66	198	
			Dealing Sched I, II, or III Cntrl Sub (35-48-4-2)	2	2	3	13	
			Dealing Sched IV Cntrl Sub (35-48-4-3)	-	-	2	-	
			Dealing in Methamphetamine (35-48-4-1.1)	-	5	20	57	
			Dealing/Poss. Look-Alike Subs (35-48-4-4.6)	-	1	1	4	
			Disarm/Attempt to Disarm an Officer (35-44.1-3-2)	-	1	2	7	
			Domestic Battery (35-42-2-1.3)	3	15	15	233	
			Escape (35-44.1-3-4)	1	4	16	38	
			Fail to Stop Acc Death (9-26-1-1.1)	-	-	1	1	
			Failure to Register as a Sex Offender (11-8-8-17)	-	7	-	80	
			Felon Fraud in Offer (23-19-5-1)	-	-	-	5	
			Firearm w/in One Mile of School (35-47-2-1)	-	37	15	274	
			Fraud on Financial Institution (35-43-5-8)	-	2	2	24	
			Habitual Felony Offender (35-50-2-8)	-	1	1	3	
			Home Improvement Fraud (35-43-6-12)	-	1	-	1	
			Incest (35-46-1-3)	-	1	-	6	
			Insurance Fraud (35-43-5-4.5)	-	-	-	1	
			Intimidation (35-45-2-1)	1	12	11	102	
			Kidnapping (35-42-3-2)	-	1	2	8	
			Mischief (35-43-1-2)	-	-	-	1	
			Neglect of a Dependent/Death (35-46-1-4)	-	1	15	19	
			Non-Support of Dependent Child (35-46-1-5)	-	2	1	9	
			Obliterating Handgun I.D. (35-47-2-18)	-	1	3	8	
			Obstruction of Justice (35-44.1-2-2)	-	1	1	10	
			Oper Veh Aft Life Susp (9-30-10-17)	2	16	11	104	
			Operating Motor Vehicle While Intoxicated - Bodily Injury (9-30-5-4(A2))	-	4	-	4	
	Operating Veh while Intoxicated (9-30-5-2)	-	-	-	5			
	Operating Vehicle Intox-Prior (9-30-5-3)	-	-	-	1			
	Operating Vehicle Intoxicated/Death (9-30-5-5)	-	-	-	2			
	Operating Vehicle Intoxicated/Injury (9-30-5-4)	2	4	8	28			
	Pharmacy Robbery (35-42-5-1(B))	-	-	-	1			
	Possession - Destruct Device (35-47.5-5-2)	-	-	-	3			
	Possession - Machine Gun or Bomb (35-47-5-8)	-	2	-	8			
	Possession of Cocaine or Narcotic Drug (35-48-4-6)	1	5	15	68			
	Possession of Dangerous Device (35-44.1-3-7)	-	1	1	1			
	Possession of Syringes or Needles (16-42-19-18)	-	-	1	1			
	Possession/Use of Legend Drug (16-42-19-13)	1	-	3	-			
	Promoting Prostitution (35-45-4-4)	-	-	-	1			
	Prov Gun to Inel Per (35-47-2.5-16)	-	-	-	1			
	Reckless Homicide (35-42-1-5)	3	1	9	17			
	Resisting Law Enforcement (35-44.1-3-1)	-	4	1	12			
	Robbery (35-42-5-1)	-	7	12	84			
	Sexual Misconduct with Service Provider (35.44.1-3-10)	-	-	-	6			
	Sexual Misconduct with a Minor (35-42-4-9)	-	5	-	44			
	Stalking (35-45-10-5)	-	4	-	31			
	Strangulation (35-42-2-9)	-	2	-	17			
	Theft, Receiving Stolen Property (35-43-4-2)	3	2	6	37			
	Trafficking with an Inmate (35-44.1-3-5)	1	1	6	17			
	Unlawful Transfer of Handgun Ownership (35-47-2-7(B))	-	1	-	1			
	Vicarious Sexual Gratification (35-42-4-5)	-	1	-	1			
	Vicarious Sexual Gratification (35-42-4-5)	-	1	-	2			
Level 5 Felony Total			32	272	357	2428		

Felony Level	Primary Offense	Secondary Offense	Oct-22		This Calendar Year		
			SEX		SEX		
			F	M	F	M	
Level 6 Felony	Abuse of a Corpse (35-45-11-2)		-	-	-	3	
	Aiding in Manufacture of Sch II Cont Subst (35-48-4-2)		-	2	1	4	
	Aiding, Inducing or Causing an Offense (35-41-2-4)	Official Misconduct (35-44.1-1-1)	-	-	1	-	
	Arson (35-43-1-1)		-	-	-	5	
	Attempt to Commit a Felony (35-41-5-1)	Auto Theft, Receiving Stolen Parts (35-43-4-2.5)	-	-	1	-	
		Disseminating Material Harmful to Minors (35-49-3-3)	-	-	-	1	
		Invasion of Privacy (35-46-1-15.1)	-	1	-	1	
		Residential Entry (35-43-2-1.5)	-	-	-	2	
		Auto Theft, Receiving Stolen Parts (35-43-4-2.5)	-	6	16	70	
		Battery (35-42-2-1)	1	9	17	70	
		Check Deception (35-43-5-5)	-	-	1	1	
		Check Fraud (35-43-5-12)	-	1	-	1	
		Child Exploitation (35-42-4-4)	-	2	-	6	
		Conspiracy (35-41-5-2)	Dealing Sched III Substance (35-48-4-2(A))	-	-	1	-
		Contrib Delinquency (35-46-1-8)		-	-	-	1
		Controlled Substance Registration (35-48-4-14)		-	-	1	-
		Criminal Confinement (35-42-3-3)		-	2	1	14
		Criminal Confinement (35-42-3-3)		3	8	9	135
		Criminal Recklessness (35-42-2-2)		-	5	6	36
		Criminal Trespass (35-43-2-2)		-	6	1	7
		Cruelty to Animals (35-46-3-12)		-	1	1	4
		Dealing Counterfeit Substance (35-48-4-5)		-	-	-	1
		Dealing Fake Controlled Substances (35-48-4-4.6)		-	-	1	-
		Dealing Marijuana, Hash Oil, or Hashish (35-48-4-10)		-	-	1	18
		Dealing Sched IV Cntrld Sub (35-48-4-3)		-	-	-	1
		Dissemination of Matter Harmful to Minor (35-49-3-3)		-	1	-	14
		Driving W/Suspended Resulting in Injury (9-24-19-3(A))		-	1	-	2
		Escape (35-44.1-3-4)		7	19	47	153
		Fail to Reg Sex Off (11-8-8-17)		-	1	-	14
		Failure to Appear (35-44.1-2-9)		-	-	2	7
		Forgery, Counterfeiting, Application Fraud (35-43-5-2)		2	7	10	24

Felony Level	Primary Offense	Secondary Offense	Oct-22		This Calendar Year	
			SEX		SEX	
			F	M	F	M
Level 6 Felony (Cont'd)	Habitual Offender (35-50-2-8)		-	-	1	2
	Home Improvement Fraud (35-43-6-12)		-	-	-	3
	Identity Deception (35-43-5-3.5)		1	-	4	6
	Insurance Fraud (35-43-5-4.5)		-	-	4	10
	Intimidation (35-45-2-1)		-	13	8	75
	Invasion of Privacy (35-46-1-15.1)		1	10	3	54
	Kidnapping (35-42-3-2)		-	-	-	1
	Leaving the Scene of an Accident(9-26-1-1.1)		-	2	1	8
	Maintain Common Nuisance (35-45-2-1(c))		1	2	11	12
	Maintaining Common Nuisance (35-48-4-13)		-	-	1	6
	Neglect of a Dependent/Death (35-46-1-4)		-	3	24	11
	Non-Support of Dependent Child (35-46-1-5)		-	-	1	16
	Obstruction of Justice (35-44.1-2-2)		-	2	3	17
	Official Misconduct (35-44.1-1-1)		-	-	1	3
	Oper Vehicle-Intox-Prev Conv (9-30-5-3)		-	-	4	13
		Habitual Offender Controlled Substance (35-50-2-10)	-	1	-	3
	Operating Motor Vehicle While Intoxicated (9-30-5-1(C))	Habitual Offender Controlled Substance (35-50-2-10)	-	1	-	1
	Operating Vehicle Intoxicated-Contrld Sub (9-30-5-1)		-	6	3	25
	Operating Vehicle Intoxicated-Endanger (9-30-5-2)		3	4	18	58
		Habitual Offender Controlled Substance (35-50-2-10)	-	-	-	3
	Operating Vehicle Intoxicated/Injury (9-30-5-4)		-	-	-	2
	Operating Vehicle-Habitual Violation (9-30-10-16)		1	4	3	35
	Pointing a Firearm (35-47-4-3)		-	2	-	24
	Poss Paraphernalia (35-48-4-8.3)		-	-	1	-
	Poss Precursors (35-48-4-14.5)		-	-	-	2
	Possession Sched IV Contrld Sub w/in 1,000 ft (35-48-4-7)		-	2	-	12
	Possession of Methamphetamine (35-48-4-6.1)		-	2	-	2
	Possession of Child Pornography (35-42-4-4(C))		-	1	-	5
	Possession of Cocaine or Narcotic Drug (35-48-4-6)		1	17	44	107
	Possession of Marijuana (35-48-4-11)		-	2	-	4
	Possession of Meth (35-48-4-6.1)		-	-	1	-
	Possession of Meth(35-48-4-6.1)		15	48	115	329
	Possession of Syringes or Needles (16-42-19-18)		4	21	48	122
	Possession or Use of Legend Drug (16-42-19-13)		-	1	2	9
	Public Indecency (35-45-4-1)		-	2	-	2
	Residential Entry (35-43-2-1.5)		-	3	9	32
	Resisting Law Enforc (35-44.1-3-1)		1	20	10	181
	Sex Offender without Identification (11-8-8-15)		-	-	-	3
	Sexual Battery (35-42-4-8)		-	2	-	15
	Sexual Conduct in Presence of a Minor (35-42-4-5c)		-	1	-	2
	Sexual Misconduct with a Minor (35-42-4-9)		-	-	-	3
	Stalking (35-45-10-5)		-	-	-	4
	Strangulation (35-42-2-9)		-	3	1	42
	Synthetic ID Deception (35-43-5-3.8)		-	-	-	3
	Theft, Motor Vehicle Parts (35-43-4-2A1B)		-	1	-	1
	Theft, Receiving Stolen Property (35-43-4-2)		11	33	51	195
	Unlawful Use of Body Armor (35-47-5-13)		-	1	-	1
	Visiting Common Nuisance (35-45-1-5(B))		-	-	1	-
	Voyeurism (35-45-4-5)		-	-	-	2
	Welfare Fraud (35-43-5-7)		-	-	-	1
Level 6 Felony Total			52	282	491	2062

Felony Level	Primary Offense	Secondary Offense	Oct-22		This Calendar Year	
			SEX		SEX	
			F	M	F	M
Murder	Murder (35-42-1-1)		2	13	18	99
Murder Total			2	13	18	99

Felony Level	Primary Offense	Secondary Offense	Oct-22		This Calendar Year	
			SEX		SEX	
			F	M	F	M
Habitual Offender	Habitual Offender (35-50-2-8)		-	-	2	22
	Habitual Offender Controlled Substance (35-50-2-10)		-	-	-	4
Habitual Offender Total			0	0	2	26

			Oct-22		This Calendar Year	
			SEX		SEX	
Grand Total			F	M	F	M
			131	910	1313	7435

Note: Offense data may not be available for all offenders at the time this table was prepared.
Only new commitments and probation violations are reported on this table.
Parole and Community Transition Program violators are excluded on this table.
Source: SAS - all.citations_mso.pgm

Indiana Department of Correction
Table 12
Number of New Admissions by Most Serious Offense
Committed to the Indiana Department of Correction

October 2022

Felony Level	Primary Offense	Secondary Offense	Oct-22		This Calendar Year	
			SEX		SEX	
			F	M	F	M
Level A Felony	Burglary (35-43-2-1)		-	-	-	1
	Child Molesting (35-42-4-3)		-	-	-	10
	Criminal Deviate Conduct (35-42-4-2)		-	-	-	1
	Dealing Cocaine or Narcotic Drug (35-48-4-1)		-	-	-	9
	Dealing Methamphetamine (35-48-4-1.1)		-	-	-	3
	Dealing Sched I, II, or III Cntrld Sub (35-48-4-2)		-	-	2	3
	Rape (35-42-4-1)		-	1	-	4
	Robbery (35-42-5-1)		-	-	1	2
	Voluntary Manslaughter (35-42-1-3)		-	-	1	1
Level A Felony			0	1	4	34

Felony Level	Primary Offense	Secondary Offense	Oct-22		This Calendar Year	
			SEX		SEX	
			F	M	F	M
Level B Felony	Aggravated Battery (35-42-2-1.5)		-	-	1	1
	Arson (35-43-1-1)		-	-	-	2
	Burglary (35-43-2-1)		-	4	1	24
	Carjacking (35-42-5-2)		-	1	-	1
	Child Molesting (35-42-4-3)		-	-	-	1
	Criminal Confinement (35-42-3-3)		-	-	-	2
	Criminal Deviate Conduct (35-42-4-2)		-	-	-	1
	Dealing Cocaine or Narcotic Drug (35-48-4-1)		-	1	2	12
	Dealing Methamphetamine (35-48-4-1.1)		-	3	3	15
	Dealing Sched I, II, or III Cntrld Sub (35-48-4-2)		-	2	-	9
	Escape/Failure to Return (35-44-3-5)		-	-	-	1
	Felon in Possession of a Firearm (35-47-4-5)		-	1	-	4
	Human Sexual Trafficking (35-42-3.5)		-	-	-	1
	Operating Vehicle Intoxicated/Death (9-30-5-5)		-	-	-	1
	Possession Methamphetamine (35-48-4-6.1)		-	-	-	1
	Possession of Cocaine or Narcotic Drug (35-48-4-6)		-	-	1	3
	Robbery (35-42-5-1)		-	1	-	10
Sexual Misconduct with a Minor (35-42-4-9)		-	2	-	8	
	Voluntary Manslaughter (35-42-1-3)		-	-	-	1
Level B Felony Total			0	15	8	98

Felony Level	Primary Offense	Secondary Offense	Oct-22		This Calendar Year	
			SEX		SEX	
			F	M	F	M
Level C Felony	Arson (35-43-1-1)		-	-	1	-
	Auto Theft, Receiving Stolen Parts (35-43-4-2.5)		-	-	-	1
	Battery (35-42-2-1)		-	-	-	2
	Burglary (35-43-2-1)		-	1	-	3
	Child Molesting (35-42-4-3)		-	-	-	3
	Corrupt Business Influence (35-45-6-2)		-	-	1	-
	Criminal Confinement (35-42-3-3)		-	-	-	1
	Dealing Sched IV Controlled Substance (35-48-4-3)		-	-	-	1
	Forgery (35-43-5-2)		1	-	1	5
	Neglect of a Dependent (35-46-1-4)		-	-	1	1
	Non-Support of Dependent Child (35-46-1-5)		-	1	-	6
	Operating Vehicle Intoxicated/Death (9-30-5-5)		-	-	-	1
	Operating Vehicle w/Lifetime Suspension (9-30-10-17)		-	-	-	2
	Possession Methamphetamine (35-48-4-6.1)		-	-	-	1
	Possession of Controlled Substance (35-48-4-7)		-	-	-	1
	Reckless Homicide (35-42-1-5)		-	-	-	1
	Sexual Misconduct with a Minor (35-42-4-9)		-	-	-	1
Level C Felony Total			1	2	4	30

Felony Level	Primary Offense	Secondary Offense	Oct-22		This Calendar Year	
			SEX		SEX	
			F	M	F	M
Level D Felony	Auto Theft, Receiving Stolen Parts (35-43-4-2.5)		-	-	-	1
	Child Seduction (35-42-4-7)		-	-	-	1
	Child Solicitation (35-42-4-6)		-	-	-	1
	Criminal Recklessness (35-42-2-2)		-	-	-	1
	Driving While Suspended/Oper Veh HTV (9-30-10-16)		-	-	-	1
	Non-Support of a Child (35-46-1-5)		-	1	-	3
	Operating Vehicle Intox-Prior (9-30-5-3)		-	-	-	1
	Sale of Legend Drug (16-42-19-11)		-	-	-	1
	Sexual Battery (35-42-4-8)		-	-	-	1
	Theft, Receiving Stolen Property (35-43-4-2)		-	-	-	1
Level D Felony Total			0	1	0	12

Felony Level	Primary Offense	Secondary Offense	Oct-22		This Calendar Year	
			SEX		SEX	
			F	M	F	M
Level 1 Felony	Aggravated Battery (35-42-2-1.5)		-	-	-	2
	Aiding, Inducing or Causing an Offense (35-41-2-4)	Murder (35-42-1-1)	-	1	1	2
	Attempt to Commit a Felony (35-41-5-1)		-	-	-	1
		Child Molesting (35-42-4-3)	-	-	-	4
		Murder (35-42-1-1)	-	2	1	19
		Sexual Misconduct with a Minor (35-42-4-9)	-	-	-	1
	Burglary (35-43-2-1)		-	1	-	3
	Child Molesting (35-42-4-3)		2	6	4	72
	Conspiracy (35-41-5-2)	Murder (35-42-1-1)	-	-	2	2
	Dealing a Substance Resulting in Death (35-42-1-1.5)		1	1	3	4
	Firearm Enhancement (35-50-2-11)		-	-	-	3
	Habitual Offender (35-50-2-8)		-	-	1	3
	Neglect of a Dependent/Death (35-46-1-4)		-	-	3	5
	Rape (35-42-4-1)		-	1	-	4
	Level 1 Felony Total			3	12	15

Felony Level	Primary Offense	Secondary Offense	Oct-22		This Calendar Year	
			SEX		SEX	
			F	M	F	M
Level 2 Felony	Aiding, Inducing or Causing an Offense (35-41-2-4)	Dealing Methamphetamine (35-48-4-1.1)	-	1	-	2
		Robbery (35-42-5-1)	-	1	-	1
	Attempt to Commit a Felony (35-41-5-1)	Burglary (35-43-2-1)	-	-	-	1
		Robbery (35-42-5-1)	-	1	-	2
		Voluntary Manslaughter (35-42-1-3)	-	1	-	2
	Battery (35-42-2-1)		-	-	-	1
	Burglary (35-43-2-1)		-	2	1	11
	Conspiracy (35-41-5-2)	Murder (35-42-1-1)	1	1	1	2
	Dealing Cocaine or Narcotic Drug (35-48-4-1)		2	4	4	49
	Dealing Methamphetamine (35-48-4-1.1)		8	16	54	148
	Dealing Sched I, II, or III Cntrl'd Sub (35-48-4-2)		1	-	3	15
	Manufacturing Methamphetamine (35-42-4-5)		-	-	-	1
	Pharmacy Robbery (35-42-5-1)		-	-	-	1
	Possession - Destruct Device (35-47.5-5-2)		-	-	-	2
	Robbery (35-42-5-1)		1	1	4	22
	Sexual Misconduct with a Minor (35-42-4-9)		-	-	-	1
Voluntary Manslaughter (35-42-1-3)		1	4	6	28	
Level 2 Felony Total			14	32	73	289

Felony Level	Primary Offense	Secondary Offense	Oct-22		This Calendar Year	
			SEX		SEX	
			F	M	F	M
Level 3 Felony	Accident/Failure to Stop-Serious Inj/Death (9-26-1-1.1)		1	2	3	4
	Aggravated Battery (35-42-2-1.5)		1	12	8	79
	Aiding, Inducing or Causing an Offense (35-41-2-4)	Aggravated Battery (35-42-2-1.5)	-	-	1	1
		Dealing Methamphetamine (35-48-4-1.1)	-	-	1	2
		Rape (35-42-4-1)	-	1	-	1
		Robbery (35-42-5-1)	-	-	1	3
	Arson (35-43-1-1)		-	-	2	-
	Attempt to Commit a Felony (35-41-5-1)	Aggravated Battery (35-42-2-1.5)	-	-	-	2
		Robbery (35-42-5-1)	-	1	-	5
		Vicarious Sexual Gratification (35-42-4-5)	-	1	-	1
	Battery (35-42-2-1)		1	1	3	9
	Burglary (35-43-2-1)		-	2	2	11
	Child Molesting (35-42-4-3)		-	1	3	29
	Conspiracy (35-41-5-2)	Robbery (35-42-5-1)	-	-	-	1
	Criminal Confinement (35-42-3-3)		-	2	-	25
	Dealing Cocaine or Narcotic Drug (35-48-4-1)		2	6	11	42
	Dealing Methamphetamine (35-48-4-1.1)		2	8	28	88
	Dealing Sched I, II, or III Cntrl Sub (35-48-4-2)		-	-	2	4
	Dealing Sched IV Cntrl Sub (35-48-4-3)		-	-	2	3
	Domestic Battery SBI Under 14 (35-42-2-1.3A)		-	-	-	2
	Human Sexual Trafficking (35-42-3.5-1)		-	1	1	4
	Manufacturing Meth (35-48-4-1.2)		-	1	-	2
	Neglect of a Dependent/Death (35-46-1-4)		1	3	13	21
	Possession of Cocaine or Narcotic Drug (35-48-4-6)		2	1	5	17
	Possession of Meth (35-48-4-6.1)		2	7	25	55
	Rape (35-42-4-1)		-	3	1	34
	Resisting Law Enforcement (35-44.1-3-1)		-	1	-	4
	Robbery (35-42-5-1)		-	21	21	182
Level 3 Felony Total			12	75	133	631

Felony Level	Primary Offense	Secondary Offense	Oct-22		This Calendar Year	
			SEX		SEX	
			F	M	F	M
Level 4 Felony	Aiding, Inducing or Causing an Offense (35-41-2-4)	Burglary (35-43-2-1)	-	1	-	3
	Arson (35-43-1-1)		-	3	2	27
	Attempt to Commit a Felony (35-41-5-1)	Arson (35-43-1-1)	-	1	-	1
		Burglary (35-43-2-1)	-	-	-	2
		Conspiracy (35-41-5-2)	-	-	-	1
	Burglary (35-43-2-1)		2	23	31	168
	Child Exploitation (35-42-4-4)		-	4	-	11
	Child Molesting (35-42-4-3)		-	15	1	96
	Child Solicitation (35-42-4-6)		-	2	-	22
	Conspiracy (35-41-5-2)	Dealing Methamphetamine (35-48-4-1.1)	-	-	1	-
	Criminal Confinement (35-42-3-3)		-	1	1	7
	Dealing Cocaine or Narcotic Drug (35-48-4-1)		-	4	7	31
	Dealing Methamphetamine (35-48-4-1.1)		1	9	38	113
	Dealing Sched I, II, or III Cntrl Sub (35-48-4-2)		-	-	5	8
	Dealing Sched IV Controlled Substance (35-48-4-3)		-	-	1	3
	Escape (35-44.1-3-4)		-	1	-	6
	Felon in Possession of a Firearm (35-47-4-5)		1	36	7	244
	Habitual Offender (35-50-2-8)		-	-	-	1
	Human Sexual Trafficking (35-42-3.5-1)		-	-	-	2
	Incest (35-46-1-3)		-	1	-	3
	Leaving Scene of Accident with Serious Bodily Injury (9-26-1-1.1)		2	-	2	5
	Manufacturing Meth (35-48-4-1.2)		-	2	1	6
	Operating Machine Gun / Bomb (35-47-5-9)		-	-	-	1
	Operating Motor Vehicle While Intoxicated - Catastrophic Injury (9-30-5-5(A3))		-	-	1	-
	Operating Motor Vehicle While Intoxicated - Death Schedule I,II (9-30-5-5(A2))		-	-	-	1
	Operating Vehicle Intoxicated/Death (9-30-5-5)		-	-	6	21
	Operating a Vehicle While Intoxicated Causing Serious Bodily Injury (9-30-5-4(A2))		-	1	2	2
	Possession of Cocaine or Narcotic Drug (35-48-4-6)		-	2	4	25
	Possession of Dangerous Device (35-44.1-3-7)		-	-	-	2
	Possession of Meth (35-48-4-6.1)		3	11	33	97
	Promoting Prostitution, under 18 (35-45-4-4)		-	-	-	1
	Sexual Battery (35-42-4-8)		-	1	-	4
	Sexual Misconduct with a Minor (35-42-4-9)		-	6	1	55
	Stalking (35-45-10-5)		-	-	-	1
	Vicarious Sexual Gratification (35-42-4-5)		-	-	-	3
Level 4 Felony Total			9	124	144	973

Felony Level	Primary Offense	Secondary Offense	Oct-22		This Calendar Year	
			SEX F	SEX M	SEX F	SEX M
Level 5 Felony	Aiding, Inducing or Causing an Offense (35-41-2-4)	Burglary (35-43-2-1)	-	-	-	2
		Corrupt Bus Influence (35-45-6-2)	-	-	-	1
		Robbery (35-42-5-1)	1	-	1	-
		Theft, Recv Stolen Prop (35-43-4-2)	-	1	-	1
		Assisting a Criminal (35-44.1-2-5)	-	1	1	7
		Attempt to Commit a Felony (35-41-5-1)	-	-	-	1
		Child Seduction (35-41-5-1)	-	-	-	1
		Escape (35-44.1-3-4)	-	-	-	2
		Obstruction of Justice (35-44-3-4)	-	-	1	1
		Robbery (35-42-5-1)	-	1	1	2
		Trafficking with an Inmate (35-44.1-3-5)	-	-	-	1
		Auto Theft, Receiving Stolen Parts (35-43-4-2.5)	2	2	4	15
		Battery (35-42-2-1)	1	25	31	221
		Bribery (35-44.1-1-2)	-	-	1	-
		Burglary (35-43-2-1)	-	17	19	174
		Check Deception (35-43-5-5)	-	-	1	-
		Child Exploitation (35-42-4-4)	-	3	1	18
		Child Pornography (35-42-4-4(C))	-	1	-	5
		Child Possession of a Firearm (35-47-10-5)	-	-	-	2
		Child Seduction (35-42-4-7)	-	1	-	5
		Child Solicitation (35-42-4-6)	-	-	-	18
		Conspiracy (35-41-5-2)	-	-	-	1
		Dealing Sched I, II, or III Cntrl Sub (35-48-4-2)	-	-	-	1
		Fraud on Financial Institution (35-43-5-8)	-	-	1	-
		Obstruction of Justice (35-44-3-4)	-	-	-	1
		Trafficking with an Inmate (35-44.1-3-5)	-	-	-	1
		Conversion (35-43-4-3)	-	-	-	1
		Corrupt Business Influence (35-45-6-2)	2	2	9	16
		Criminal Confinement (35-42-3-3)	-	5	3	52
		Criminal Recklessness (35-42-2-2)	-	7	2	28
		Dealing Cocaine or Narcotic Drug (35-48-4-1)	1	2	15	28
		Dealing Marijuana, Hash Oil, or Hashish (35-48-4-10)	-	1	1	8
		Dealing Methamphetamine (35-48-4-1.1)	2	14	57	155
		Dealing Sched I, II, or III Cntrl Sub (35-48-4-2)	2	2	3	12
		Dealing Sched IV Cntrl Sub (35-48-4-3)	-	-	1	-
		Dealing in Methamphetamine (35-48-4-1.1)	-	4	16	47
		Dealing/Poss. Look-Alike Subs (35-48-4-4.6)	-	1	-	3
		Disarm/Attempt to Disarm an Officer (35-44.1-3-2)	-	1	2	5
		Domestic Battery (35-42-2-1.3)	3	13	14	191
		Escape (35-44.1-3-4)	1	3	14	26
		Fail to Stop Acc Death (9-26-1-1.1)	-	-	-	1
		Failure to Register as a Sex Offender (11-8-8-17)	-	5	-	69
		Firearm w/in One Mile of School (35-47-2-1)	-	30	8	212
		Fraud on Financial Institution (35-43-5-8)	-	2	2	17
		Habitual Felony Offender (35-50-2-8)	-	-	1	1
		Home Improvement Fraud (35-43-6-12)	-	1	-	1
		Incest (35-46-1-3)	-	1	-	4
		Intimidation (35-45-2-1)	1	8	9	68
		Kidnapping (35-42-3-2)	-	-	1	4
		Mischief (35-43-1-2)	-	-	-	1
		Neglect of a Dependent/Death (35-46-1-4)	-	1	8	13
		Non-Support of Dependent Child (35-46-1-5)	-	2	1	9
		Obliterating Handgun I.D. (35-47-2-18)	-	1	3	6
		Obstruction of Justice (35-44.1-2-2)	-	-	1	7
		Oper Veh Aft Life Susp (9-30-10-17)	1	13	8	90
		Operating Motor Vehicle While Intoxicated - Bodily Injury (9-30-5-4(A2))	-	2	-	2
		Operating Veh while Intoxicated (9-30-5-2)	-	-	-	5
		Operating Vehicle Intox-Prior (9-30-5-3)	-	-	-	1
		Operating Vehicle Intoxicated/Death (9-30-5-5)	-	-	-	1
		Operating Vehicle Intoxicated/Injury (9-30-5-4)	1	3	4	21
		Possession - Destruct Device (35-47.5-5-2)	-	-	-	1
		Possession - Machine Gun or Bomb (35-47-5-8)	-	1	-	5
		Possession of Cocaine or Narcotic Drug (35-48-4-6)	1	1	14	46
		Possession of Dangerous Device (35-44.1-3-7)	-	1	1	1
		Possession of Syringes or Needles (16-42-19-18)	-	-	1	1
		Possession/Use of Legend Drug (16-42-19-13)	1	-	2	-
		Promoting Prostitution (35-45-4-4)	-	-	-	1
		Prov Gun to Inel Per (35-47-2.5-16)	-	-	-	1
		Reckless Homicide (35-42-1-5)	3	1	7	15
		Resisting Law Enforcement (35-44.1-3-1)	-	3	-	8
		Robbery (35-42-5-1)	-	5	9	57
		Sexual Misconduct with Service Provider (35.44.1-3-10)	-	-	-	3
		Sexual Misconduct with a Minor (35-42-4-9)	-	4	-	29
		Stalking (35-45-10-5)	-	4	-	24
Strangulation (35-42-2-9)	-	1	-	10		
Theft, Receiving Stolen Property (35-43-4-2)	3	1	5	31		
Trafficking with an Inmate (35-44.1-3-5)	-	1	4	14		
Unlawful Transfer of Handgun Ownership (35-47-2-7(B))	-	1	-	1		
Vicarious Sexual Gratification (35-42-4-5)	-	1	-	1		
Vicarious Sexual Gratification (35-42-4-5)	-	1	-	2		
Level 5 Felony Total		26	202	288	1835	

Felony Level	Primary Offense	Secondary Offense	Oct-22		This Calendar Year	
			SEX		SEX	
			F	M	F	M
Level 6 Felony	Aiding in Manufacture of Sch II Cont Subst (35-48-4-2)		-	-	-	1
	Arson (35-43-1-1)		-	-	-	1
	Attempt to Commit a Felony (35-41-5-1)	Invasion of Privacy (35-46-1-15.1)	-	1	-	1
	Auto Theft, Receiving Stolen Parts (35-43-4-2.5)		-	1	8	18
	Battery (35-42-2-1)		-	2	4	22
	Check Deception (35-43-5-5)		-	-	-	1
	Criminal Confinement (35-42-3-3)		-	2	-	5
	Criminal Confinement (35-42-3-3)		1	2	2	34
	Criminal Recklessness (35-42-2-2)		-	1	1	5
	Criminal Trespass (35-43-2-2)		-	3	-	3
	Dealing Marijuana, Hash Oil, or Hashish (35-48-4-10)		-	-	-	2
	Dissemination of Matter Harmful to Minor (35-49-3-3)		-	-	-	2
	Escape (35-44.1-3-4)		3	3	12	41
	Fail to Reg Sex Off (11-8-8-17)		-	1	-	4
	Failure to Appear (35-44.1-2-9)		-	-	-	1
	Forgery, Counterfeiting, Application Fraud (35-43-5-2)		1	3	4	11
	Home Improvement Fraud (35-43-6-12)		-	-	-	1
	Identity Deception (35-43-5-3.5)		1	-	2	1
	Insurance Fraud (35-43-5-4.5)		-	-	2	4
	Intimidation (35-45-2-1)		-	3	3	16
	Invasion of Privacy (35-46-1-15.1)		-	2	1	14
	Leaving the Scene of an Accident(9-26-1-1.1)		-	-	-	1
	Maintain Common Nuisance (35-45-2-1(e))		-	1	3	4
	Maintaining Common Nuisance (35-48-4-13)		-	-	-	1
	Neglect of a Dependent/Death (35-46-1-4)		-	1	1	2
	Non-Support of Dependent Child (35-46-1-5)		-	-	1	9
	Obstruction of Justice (35-44.1-2-2)		-	1	-	3
	Official Misconduct (35-44.1-1-1)		-	-	1	-
	Oper Vehicle-Intox-Prev Conv (9-30-5-3)		-	-	1	7
		Habitual Offender Controlled Substance (35-50-2-10)	-	1	-	2
	Operating Motor Vehicle While Intoxicated (9-30-5-1(C))	Habitual Offender Controlled Substance (35-50-2-10)	-	1	-	1
	Operating Vehicle Intoxicated-Contrld Sub (9-30-5-1)		-	4	2	17
	Operating Vehicle Intoxicated-Endanger (9-30-5-2)		2	4	10	34
		Habitual Offender Controlled Substance (35-50-2-10)	-	-	-	2
	Operating Vehicle-Habitual Violation (9-30-10-16)		-	2	1	16
	Pointing a Firearm (35-47-4-3)		-	-	-	1
	Poss Paraphernalia (35-48-4-8.3)		-	-	1	-
	Possession Sched IV Contrld Sub w/in 1,000 ft (35-48-4-7)		-	-	-	2
	Possession of Cocaine or Narcotic Drug (35-48-4-6)		-	5	13	31
	Possession of Marijuana (35-48-4-11)		-	1	-	1
	Possession of Meth(35-48-4-6.1)		7	24	53	162
	Possession of Syringes or Needles (16-42-19-18)		1	8	5	27
	Possession or Use of Legend Drug (16-42-19-13)		-	-	1	2
	Public Indecency (35-45-4-1)		-	1	-	1
	Residential Entry (35-43-2-1.5)		-	2	6	14
	Resisting Law Enforc (35-44.1-3-1)		1	1	3	15
	Sex Offender without Identification (11-8-8-15)		-	-	-	1
	Sexual Battery (35-42-4-8)		-	-	-	4
	Sexual Misconduct with a Minor (35-42-4-9)		-	-	-	1
	Stalking (35-45-10-5)		-	-	-	1
Strangulation (35-42-2-9)		-	-	1	4	
Synthetic ID Deception (35-43-5-3.8)		-	-	-	1	
Theft, Receiving Stolen Property (35-43-4-2)		6	9	15	60	
Level 6 Felony Total		23	90	157	615	

Felony Level	Primary Offense	Secondary Offense	Oct-22		This Calendar Year	
			SEX		SEX	
			F	M	F	M
HO	Habitual Offender (35-50-2-8)		-	-	-	1
	Habitual Offender Controlled Substance (35-50-2-10)		-	-	-	1
HO Total		0	0	0	2	

Felony Level	Primary Offense	Secondary Offense	Oct-22		This Calendar Year	
			SEX		SEX	
			F	M	F	M
Murder	Murder (35-42-1-1)		2	13	16	85
Murder Total		2	13	16	85	

Grand Total	Oct-22		This Calendar Year	
	SEX		SEX	
	F	M	F	M
Grand Total	90	567	842	4729

Note: Offense data may not be available for all offenders at the time this table was prepared.
Only new commitments and probation violations are reported on this table.
Parole and Community Transition Program violators are excluded on this table.
Source: SAS - all.citations_mso.pgm

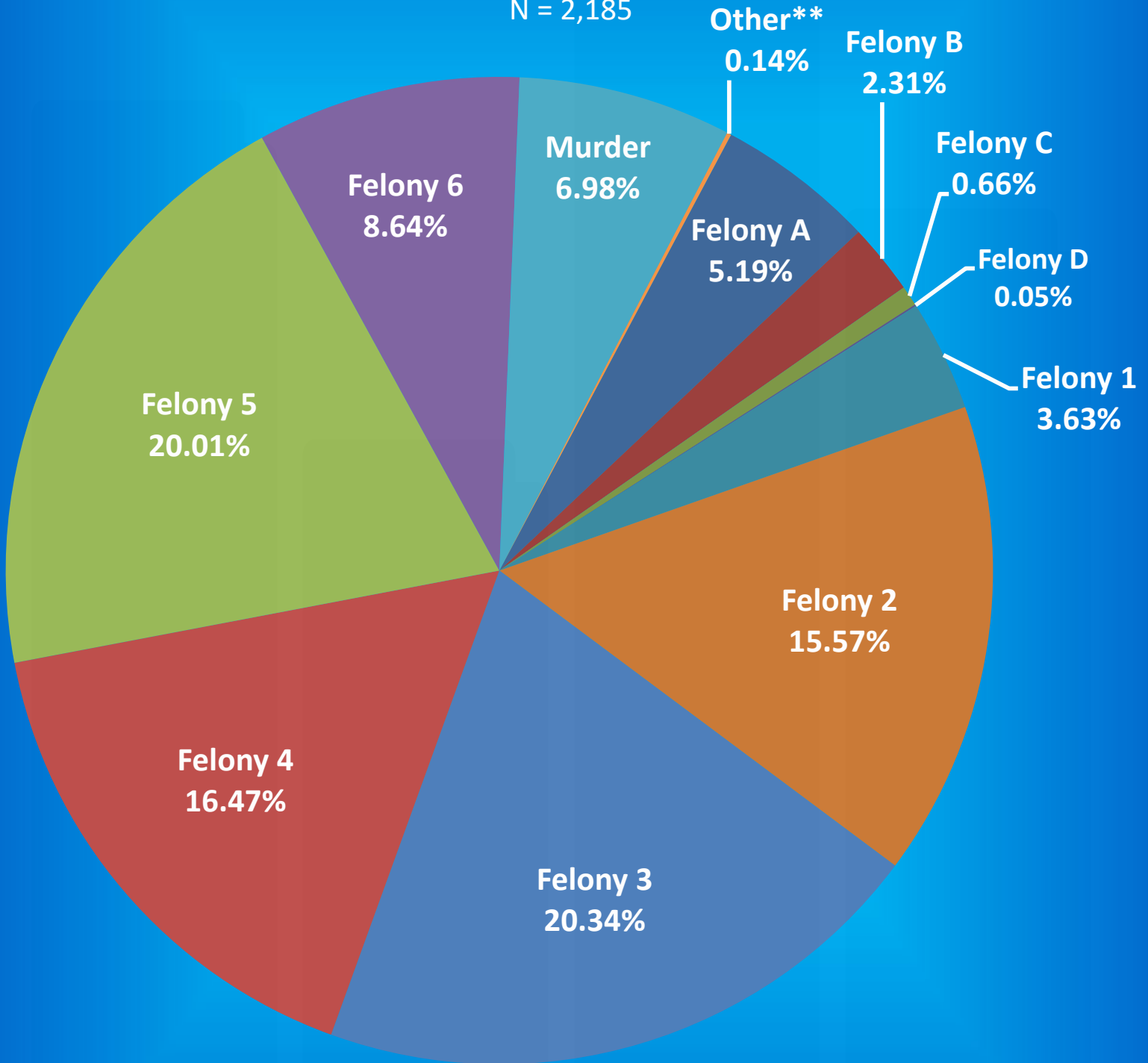
Indiana Department of Correction

Graph A

Female Population by Most Serious Offense Felony Level*

November 01, 2022

N = 2,185



• Includes Offenders Held in County Jails and Contracted Beds

** Other includes Safekeepers, Predispositions, Habitual Offenders, Misdemeanants, and Unknowns

Indiana Department of Correction

Graph B

Average Daily Adult Female Offender Populations Calendar Year 2022



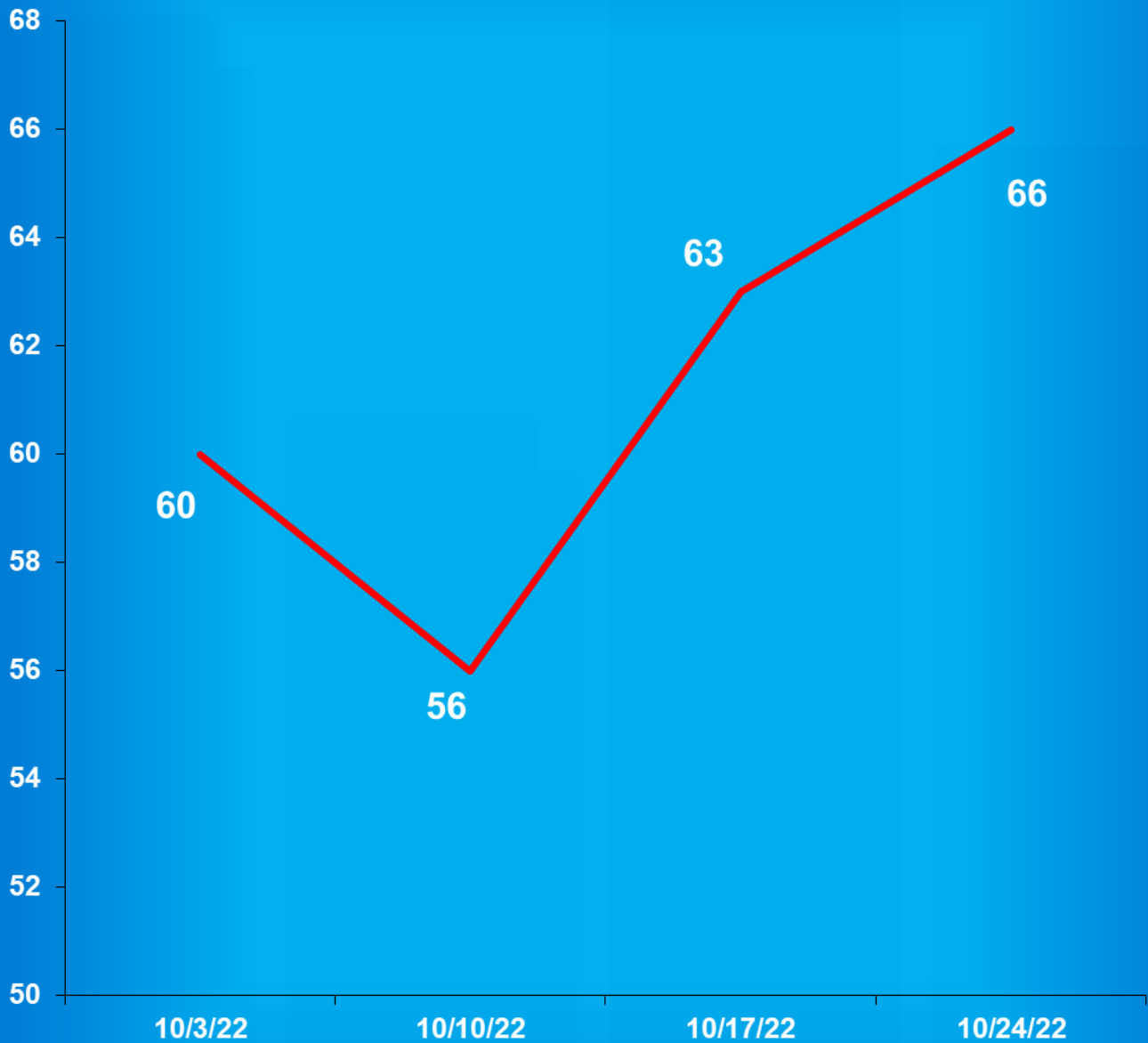
— Includes County Jail/Contract Beds — Excludes County Jail/Contract Beds

Indiana Department of Correction

Graph C

Adult Females Held in County Jails

October 2022



- Offenders held in county jails are newly sentenced offenders with completed court documents who are awaiting transfer to a DOC facility.

- Jail counts are a dynamic number that are affected by a variety of factors, including; sentencing trends, available DOC beds, and intake process completion.

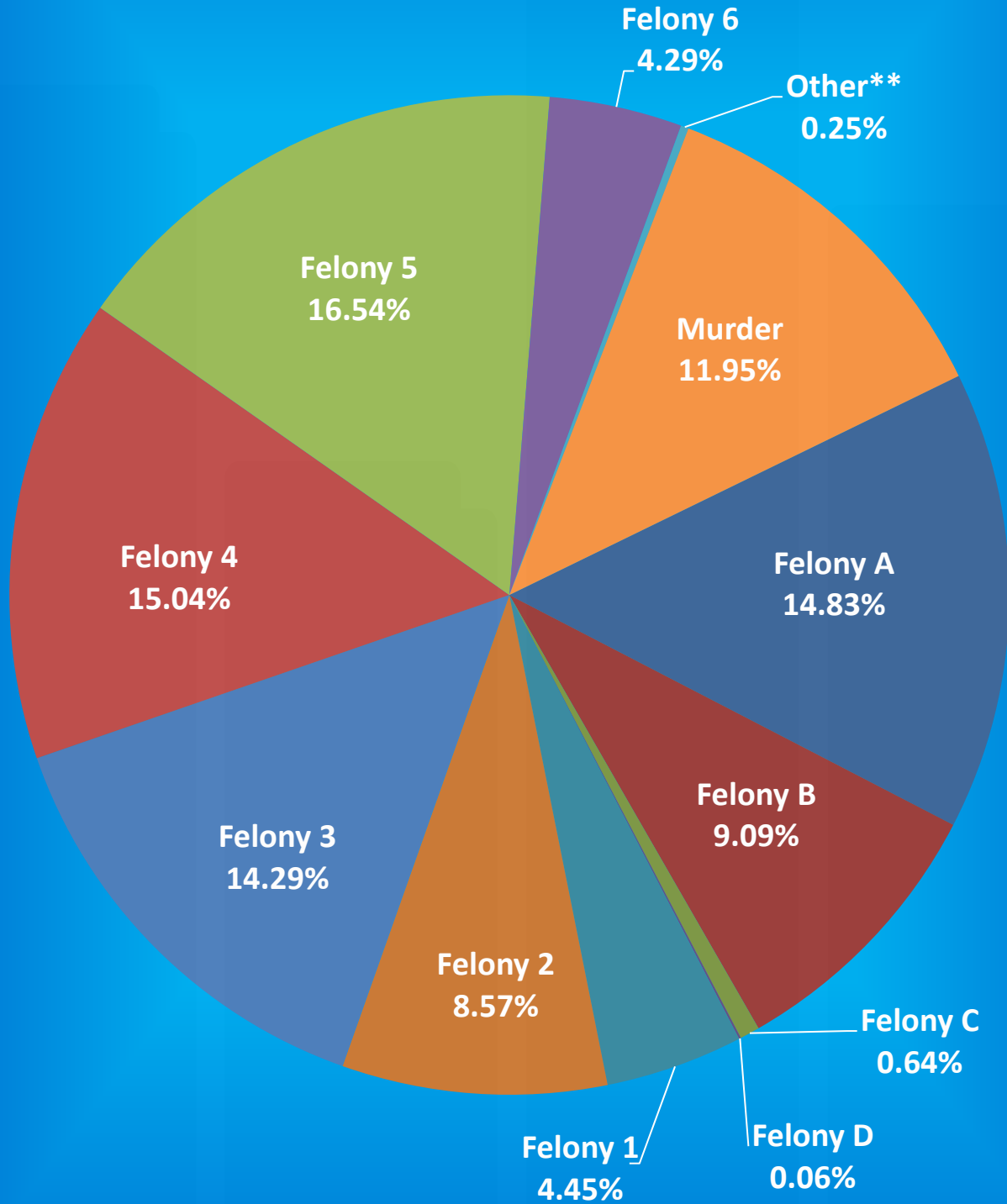
Indiana Department of Correction

Graph D

Male Population by Most Serious Offense Felony Level*

November 01, 2022

N = 21,196



• Includes Offenders Held in County Jails and Contracted Beds

** Other includes Safekeepers, Predispositions, Habitual Offenders, Misdemeanants, and Unknowns

Indiana Department of Correction

Graph E

Average Daily Adult Male Offender Populations

Calendar Year 2022

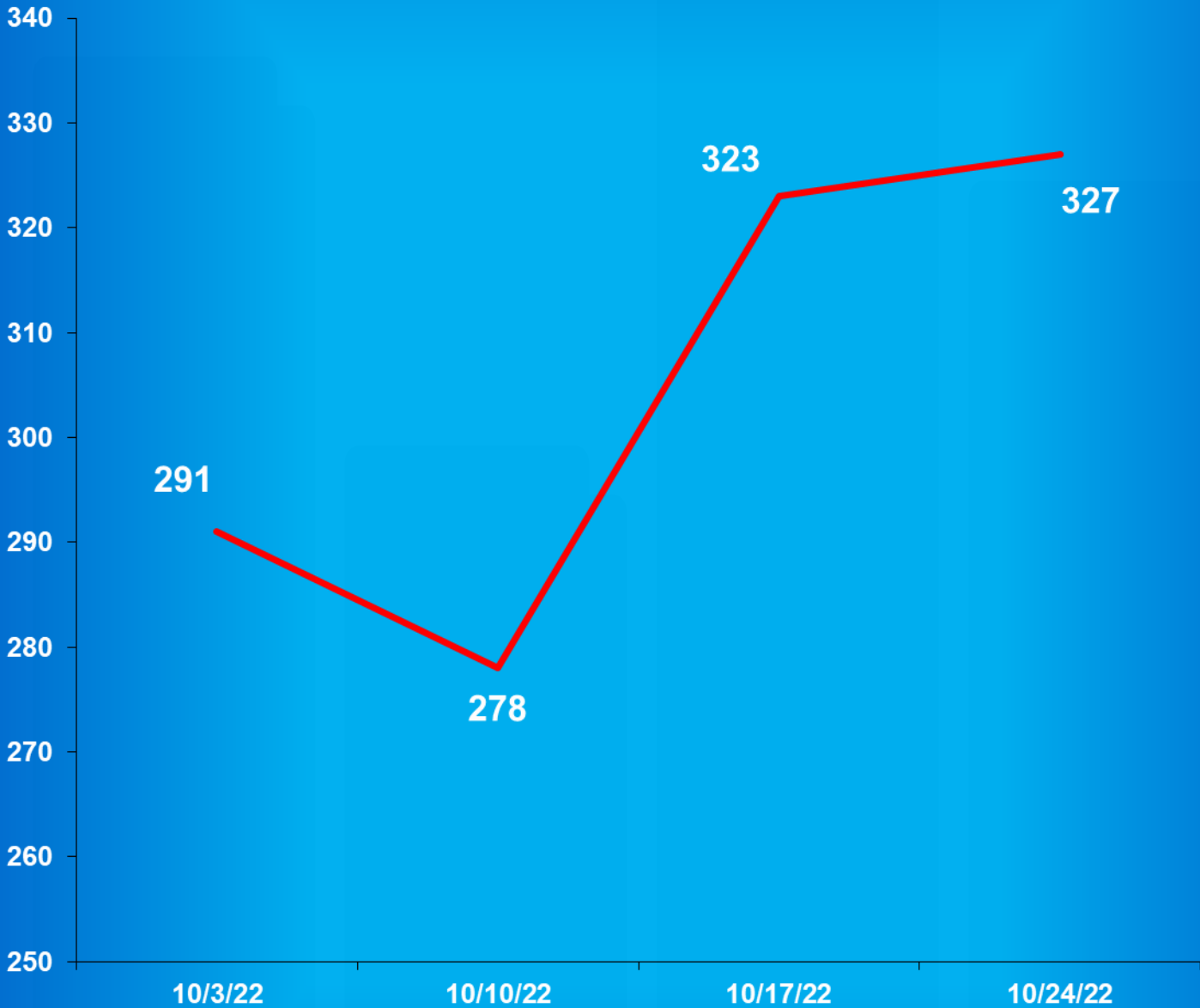


Indiana Department of Correction

Graph F

Adult Males Held in County Jails

October 2022



- Offenders held in county jails are newly sentenced offenders with completed court documents who are awaiting transfer to a DOC facility.

- Jail counts are a dynamic number that are affected by a variety of factors, including; sentencing trends, available DOC beds, and intake process completion.



Juvenile Offender Statistics



**Indiana Department Of Correction
Table 13
Monthly Facility Admissions and Releases**

**Juvenile Offenders
October 2022**

Admissions of All Juvenile Males

New Commitment	Re-Commitment	Parolee Return	Return From Escape	Diagnostics/Walk-Thrus
15	7	0	0	6

Releases of All Juvenile Males

Discharge	Parole	Escape	Diagnostics/Walk-Thrus
24	2	0	8

Admissions of All Juvenile Females

New Commitment	Re-Commitment	Parolee Return	Return From Escape	Diagnostics/Walk-Thrus
4	0	0	0	2

Releases of All Juvenile Females

Discharge	Parole	Escape	Diagnostics/Walk-Thrus
3	0	0	1

Sources:

SAS - mnthadm4_pgm_tbl13.pgm

SAS - mnthext4_pgm_tbl13.pgm

Indiana Department of Correction

Table 14

New Admissions by County of Commitment - Juveniles

October 2022

County	Admission Type			County	Admission Type		
	New Commits	Re Commits	Total		New Commits	Re Commits	Total
Adams	0	0	0	Madison	0	0	0
Allen	2	0	2	Marion	4	1	5
Bartholomew	0	0	0	Marshall	1	0	1
Benton	0	0	0	Martin	0	0	0
Blackford	0	0	0	Miami	0	0	0
Boone	0	0	0	Monroe	0	0	1
Brown	0	0	0	Montgomery	0	0	0
Carroll	0	0	0	Morgan	0	0	0
Cass	0	0	0	Newton	0	0	0
Clark	0	0	0	Noble	0	0	0
Clay	0	0	0	Ohio	0	0	0
Clinton	0	0	0	Orange	0	0	0
Crawford	0	0	0	Owen	1	0	1
Daviess	0	0	0	Parke	1	0	1
Dearborn	0	0	0	Perry	0	0	0
Decatur	0	0	0	Pike	0	0	0
DeKalb	0	0	1	Porter	0	0	0
Delaware	1	0	1	Posey	0	0	0
Dubois	0	0	0	Pulaski	0	0	0
Elkhart	1	0	1	Putnam	0	0	0
Fayette	0	0	0	Randolph	0	0	0
Floyd	1	0	1	Ripley	0	0	0
Fountain	0	0	0	Rush	0	0	0
Franklin	0	0	0	St. Joseph	3	4	7
Fulton	0	0	0	Scott	0	0	0
Gibson	0	0	0	Shelby	0	0	0
Grant	0	0	0	Spencer	0	0	0
Greene	0	0	0	Starke	0	0	0
Hamilton	0	0	0	Steuben	0	0	0
Hancock	0	1	1	Sullivan	0	0	0
Harrison	0	0	0	Switzerland	0	0	0
Hendricks	0	0	0	Tippecanoe	0	0	0
Henry	0	0	0	Tipton	0	0	0
Howard	0	0	0	Union	0	0	0
Huntington	0	0	0	Vanderburgh	1	0	1
Jackson	0	0	0	Vermillion	0	0	0
Jasper	0	0	0	Vigo	1	0	1
Jay	0	0	0	Wabash	0	0	0
Jefferson	0	0	0	Warren	0	0	0
Jennings	0	0	0	Warrick	0	0	0
Johnson	0	0	0	Washington	0	0	0
Knox	0	0	0	Wayne	0	1	1
Kosciusko	0	0	0	Wells	0	0	0
LaGrange	1	0	1	White	0	0	0
Lake	1	0	1	Whitley	0	0	0
LaPorte	0	0	0	Unknown	0	0	6
Lawrence	0	0	0	Totals	19	7	34

This data is based on most serious offense and excludes parole violations. This includes Eight (8) safekeepers classified in this report as Unknown.

Source: Mnthadm4_pgm_tbl14.pgm

Indiana Department of Correction

Table 15

Monthly Releases by County of Commitment - Juveniles

October 2022

County	Release Type			County	Release Type		
	Discharge	Parole	Total		Discharge	Parole	Total
Adams	0	0	0	Madison	0	0	0
Allen	2	1	3	Marion	1	0	1
Bartholomew	0	0	0	Marshall	0	0	0
Benton	0	0	0	Martin	0	0	0
Blackford	0	0	0	Miami	0	0	0
Boone	0	0	0	Monroe	0	0	0
Brown	0	0	0	Montgomery	0	0	0
Carroll	0	0	0	Morgan	2	0	2
Cass	0	0	0	Newton	0	0	0
Clark	0	0	0	Noble	1	0	1
Clay	0	0	0	Ohio	0	0	0
Clinton	0	0	0	Orange	0	0	0
Crawford	0	0	0	Owen	0	0	0
Daviess	0	0	0	Parke	0	0	0
Dearborn	2	0	2	Perry	1	0	1
Decatur	0	0	0	Pike	0	0	0
DeKalb	0	0	0	Porter	1	0	1
Delaware	0	0	0	Posey	0	0	0
Dubois	0	0	0	Pulaski	0	0	0
Elkhart	1	0	1	Putnam	0	0	0
Fayette	0	0	0	Randolph	0	0	0
Floyd	2	0	2	Ripley	0	0	0
Fountain	0	0	0	Rush	0	0	0
Franklin	0	0	0	St. Joseph	3	0	3
Fulton	0	1	1	Scott	0	0	0
Gibson	0	0	0	Shelby	0	0	0
Grant	0	0	0	Spencer	0	0	0
Greene	0	0	0	Starke	0	0	0
Hamilton	1	0	1	Steuben	0	0	0
Hancock	1	0	1	Sullivan	0	0	0
Harrison	0	0	0	Switzerland	1	0	1
Hendricks	0	0	0	Tippecanoe	2	0	2
Henry	0	0	0	Tipton	0	0	0
Howard	1	0	1	Union	0	0	0
Huntington	0	0	0	Vanderburgh	0	0	0
Jackson	0	0	0	Vermillion	0	0	0
Jasper	0	0	0	Vigo	0	0	0
Jay	0	0	0	Wabash	0	0	0
Jefferson	0	0	0	Warren	0	0	0
Jennings	0	0	0	Warrick	0	0	0
Johnson	0	0	0	Washington	0	0	0
Knox	0	0	0	Wayne	0	0	0
Kosciusko	0	0	0	Wells	0	0	0
LaGrange	0	0	0	White	0	0	0
Lake	1	0	1	Whitley	0	0	0
LaPorte	1	0	1	Unknown	3	0	3
Lawrence	0	0	0	Totals	27	2	29

Some discharges may be releases to County Probation - data is unable to be separated.

Diagnostics and Escapes are excluded.

Source: Mnthext4_pgm_tbl15.pgm

Indiana Department of Correction
Table 16
Total Number of Committing Offenses for Juveniles
Committed to the Indiana Department of Correction
October 2022

OFFENSE (Citation Code)	NUMBER OF OFFENSES			
	This Month		This Calendar Year	
LEVEL I	Female	Male	Female	Male
Aggravated Battery (35-42-2-1.5)	0	0	0	5
Arson (35-43-1-1)	0	0	0	2
Battery (35-42-2-1)	0	0	3	19
Battery by Bodily Waste (35-42-2-6)	0	0	1	5
Burglary (35-43-2-1)	0	0	0	19
Carjacking (35-42-5-2)	0	0	0	0
Carrying Handgun w/o License (35-47-2-1)	0	0	0	22
Changing, Altering, Removing, Obliterating ID of Handgun (35-47-2-18)	0	0	0	1
Child Exploitation (35-42-4-4)	0	0	0	5
Child Molesting (35-42-4-3)	0	0	0	27
Child Seduction (35-42-4-7)	0	0	0	0
Child Selling (35-46-1-4)	0	0	0	0
Child Solicitation (35-42-4-6)	0	0	0	0
Child in Possession of Handgun (35-47-10-5)	0	0	0	5
Consumer Product Tampering (35-45-8-3)	0	0	0	0
Criminal Confinement (35-42-3-3)	0	0	0	3
Criminal Deviate Conduct (35-42-4-2)	0	0	0	0
Criminal Gang Intimidation (35-45-9-4)	0	0	0	0
Criminal Gang Recruitment	0	0	0	0
Criminal Mischief (35-43-1-2)	0	0	0	0
Criminal Recklessness (35-42-2-2)	0	0	2	15
Dangerous Possession of a Firearm (35-47-10-5)	0	0	0	31
Dealing in a Sawed-Off Shotgun (35-47-5-4.1)	0	0	0	0
Distribution of a Destructive Device (IC 35-47.5-5-5)	0	0	0	0
Domestic Battery (35-42-2-1.3)	0	0	6	21
Driving While Intoxicated Resulting in Death (9-30-5-5)	0	0	0	0
False Application for Handgun (35-47-2-8)	0	0	0	0
False, Altering Handgun License (35-47-2-22)	0	0	0	0
Feticide (35-42-1-6)	0	0	0	0
Handgun, False ID (35-47-2-17)	0	0	0	0
Incest (35-46-1-3)	0	0	0	0
Interference with Custody (35-42-3-4)	0	0	0	0
Intimidation (35-45-2-1)	0	0	0	0
Involuntary Manslaughter (35-42-1-4)	0	0	0	0
Kidnapping (35-42-3-2)	0	0	0	0
Murder (35-42-1-1)	0	0	0	3
Neglect of a Dependent (35-46-1-4)	0	0	0	0
Operation of a Machine Gun/Hurling a Bomb (35-47-5-9)	0	0	0	0
Overpass Mischief (35-42-2-5)	0	0	0	0
Pointing a Firearm (35-47-4-3)	0	0	0	6
Possession of Firearm on School Property (35-47-9-2)	0	0	0	1
Possession of a Machine Gun or Bomb (35-47-5-9)	0	0	0	0
Rape (35-42-4-1)	0	0	0	6
Reckless Homicide (35-42-1-5)	0	0	0	0
Resisting Law Enforcement (35-44-3-3)	0	0	0	0
Robbery (35-42-5-1)	0	0	3	19
Sell, Manufacture, Possess, Purchase Explosive (35-47-5-1)	0	0	0	0
Sell, Transfer, HIV Blood (35-42-1-7)	0	0	0	0
Selling, Transferring, Giving Handgun to Under 18 (35-47-2-7)	0	0	0	0
Sexual Battery (35-42-4-8)	0	0	0	3
Sexual Misconduct (35-44-1-5)	0	0	0	0
Sexual Misconduct with a Minor (35-42-4-9)	0	0	0	0
Stalking (35-45-10-5)	0	0	0	0
Strangulation (35-42-2-9)	0	0	0	3
Unlawful Delivery of Confiscated Firearm (35-47-3-4)	0	0	0	0
Unlawful Use of Body Armor (35-47-5-13)	0	0	0	0
Unlawful Use of Stun Gun (35-47-8-5)	0	0	0	0
Vicarious Sexual Gratification (35-42-4-5)	0	0	0	0
Voluntary Manslaughter (35-42-1-3)	0	0	0	0
Sub-Total	0	0	15	221

LEVEL II

Assisting a Criminal (35-44-3-2)	0	0	0	1
Chinese Throwing Star (35-47-5-12)	0	0	0	0
Criminal Gang Activity (35-45-9-3)	0	0	0	0
Criminal Mischief (35-43-1-2)	0	0	0	0
Criminal Recklessness (35-42-2-2)	0	0	0	0
Dealing Anabolic Steroid (16-42-19-27)	0	0	0	0
Dealing Methamphetamine (35-48-4-1.1)	0	0	0	0
Dealing in Cocaine or Narcotic Drug (35-48-4-1)	0	0	0	1
Dealing in Marijuana, Hash Oil, or Hashish (35-48-4-10)	0	0	0	1
Dealing in a Schedule I, II, or III Controlled Substance (35-48-4-2)	0	0	0	0
Dealing in a Schedule IV Controlled Substance (35-48-4-3)	0	0	0	0
Dealing in a Schedule V Controlled Substance (35-48-4-4)	0	0	0	0
Dealing in a Substance Represented to be a Controlled Substance (35-48-4-4.5)	0	0	0	0
Delivery of Weapon to Intoxicated Person (35-47-4-1)	0	0	0	0
Disarming Law Enforcement Officer (35-44.1-3-2)	0	0	0	0
Escape/Failure to Return to Lawful Detention (35-44-3-5)	0	0	1	10
Inmate w/ Deadly Weapon (35-44.1-3-7)	0	0	0	0
Interference with Custody (35-42-3-4)	0	0	0	0
Intimidation (35-45-2-1)	0	0	2	38
Knife with Automatic Blade (35-47-5-2)	0	0	0	0
Loan Sharking (35-45-7-2)	0	0	0	0
Maintaining a Common Nuisance (35-48-4-13)	0	0	0	0
Making loan secured by mortgage, deposit or pledge of handgun (35-47-4-2)	0	0	0	0
Manufacture, Distribution, Possession of a Substance Represented to be a Controlled Substance (35-48-4-4)	0	0	0	0
Neglect of a Dependent (35-46-1-4)	0	0	0	0
Poss Precursors w/ Intent to Manufacture Etc. (35-48-4-14.5)	0	0	0	0
Possession of a Controlled Substance (35-48-4-7)	0	0	0	0
Possession of a Knife on School Property (35-47-5-2.5)	0	0	0	0
Promoting Prostitution (35-45-4-4)	0	0	0	0
Purchase, Possession or Sale of Stun Gun (35-47-8-5)	0	0	0	0
Resisting Law Enforcement (35-44-3-3)	0	0	1	21
Rioting with a Deadly Weapon (35-45-1-2)	0	0	0	0
Sale, Possession, Use of Legend Drug (16-42-19-27)	0	0	0	0
Sexual Misconduct with a Minor (35-42-4-9)	0	0	0	0
Stalking (35-45-10-5)	0	0	0	0
Trafficking with an Inmate (35-44-3-9)	0	0	0	0
Use of Stun Gun in Commission of a Crime (35-47-8-5)	0	0	0	0
Sub-Total	0	0	4	72

LEVEL III

Accident /Failure to Stop (9-26-1-8)	0	0	0	0
Accident, Property Damage with Injury (9-26-1-8)	0	0	0	0
Altering or Damaging Computer (35-43-1-4)	0	0	0	0
Auto Theft, Receiving Stolen Parts (35-43-4-2.5)	0	0	5	25
Battery (35-42-2-1)	0	0	11	30
Battery by Bodily Waste (35-42-2-6)	0	0	1	2
Bestiality	0	0	0	1
Bribery (35-44-1-1)	0	0	0	0

LEVEL III (cont'd)	NUMBER OF OFFENSES			
	This Month		This Calendar Year	
	Female	Male	Female	Male
Burglary (35-43-2-1)	0	0	0	0
Check Deception (35-43-5-5)	0	0	0	0
Check Fraud (35-43-5-12)	0	0	0	0
Child Exploitation (35-42-4-4)	0	0	0	0
Controlled Substance Registration (35-48-4-14)	0	0	0	0
Conversion (35-43-4-3)	0	0	0	2
Criminal Mischief (35-43-1-2)	0	0	5	33
Criminal Recklessness (35-42-2-2)	0	0	0	1
Criminal Trespass (35-43-2-2)	0	0	0	2
Dealing in Altered Property (35-43-4-2.3)	0	0	0	0
Dealing in Marijuana, Hash Oil, or Hashish (35-48-4-10)	0	0	0	0
Dealing in Paraphernalia (35-48-4-8.5)	0	0	0	0
Dealing in a Schedule IV Controlled Substance (35-48-4-3)	0	0	0	0
Distribution of Material Harmful to Minor (35-49-3-3)	0	0	0	0
Escape/Failure to Return to Lawful Detention (35-44-3-5)	0	0	6	19
Failure to Appear (35-44-3-6)	0	0	0	0
False Reporting (35-44-2-2)	0	0	0	0
Forgery (35-43-5-2)	0	0	0	0
Fraud (35-43-5-4)	0	0	0	1
Fraud on Financial Institution (35-45-5-8)	0	0	0	0
Home Improvement Fraud (35-43-6-13)	0	0	0	0
Identity Deception (35-43-5-3.5)	0	0	0	0
Interference with Custody (35-42-3-4)	0	0	0	0
Interference with Reporting Crime (35-42-2-5)	0	0	0	1
Invasion of Privacy (35-46-1-15.1)	0	0	0	0
Kill Domestic Animal	0	0	0	0
Manufacture of Paraphernalia (35-48-4-8.1)	0	0	0	0
Nonsupport of Child (35-46-1-5)	0	0	0	0
Nonsupport of Spouse (35-46-1-6)	0	0	0	0
Obscene Performance (35-49-3-1)	0	0	0	0
Obstructing Fireman (35-44-3-8)	0	0	0	0
Obstructing Traffic (35-42-2-4)	0	0	0	0
Obstruction of Justice (35-44-3-4)	0	0	0	1
Operating Vehicle After Lifetime Forfeiture (9-30-10-17)	0	0	0	0
Operating Vehicle While Intoxicated (9-30-5-4)	0	0	0	0
Operating Vehicle While Intoxicated with Prior (9-30-5-3)	0	0	0	0
Patronizing a Prostitute (35-45-4-3)	0	0	0	0
Perjury (35-44-2-1)	0	0	0	0
Possession of Cocaine or Narcotic Drug (35-48-4-6)	0	0	1	2
Possession of Marijuana, Hash Oil, or Hashish (35-48-4-11)	0	0	0	0
Possession of Methamphetamines (35-48-4-6.1)	0	0	0	1
Possession of Paraphernalia (35-48-4-8.3)	0	0	0	0
Possession of a Controlled Substance (35-48-4-7)	0	0	0	3
Possession of a Syringe (16-42-19-18)	0	0	0	1
Possession/Use of Legend Drug (16-42-19-13)	0	0	0	2
Professional Gambling (35-45-5-3)	0	0	0	0
Profiting from Adoption (35-46-1-9)	0	0	0	0
Promoting Professional Gambling (35-45-5-4)	0	0	0	0
Promoting Prostitution (35-45-4-4)	0	0	0	0
Prostitution (35-45-4-2)	0	0	0	0
Public Indecency (35-45-4-1)	0	0	0	2
Public Nudity (35-45-4-1.5)	0	0	0	0
Railroad Mischief (35-42-2-5.5)	0	0	0	0
Receiving Stolen Auto Parts (35-43-4-2.5)	0	0	0	0
Receiving Stolen Property (35-43-4-2)	0	0	0	0
Residential Entry (35-43-2-1.5)	0	0	1	5
Resisting Law Enforcement (35-44-3-3)	0	0	3	31

LEVEL III (cont'd)	NUMBER OF OFFENSES			
	This Month		This Calendar Year	
	Female	Male	Female	Male
Rioting (35-45-1-2)	0	0	0	1
Sale, Possession, Use of Legend Drug (16-42-19-27)	0	0	0	0
Selling, Distributing, Exhibiting Obscene Material (35-49-3-1)	0	0	0	0
Stalking (35-45-10-5)	0	0	0	0
Synthetic Drug (35-48-4-11.5)	0	0	0	0
Theft (35-43-4-2)	0	0	7	48
Torture or Mutilation of Animal (35-46-3-12)	0	0	0	0
Trafficking with an Inmate (35-44-3-9)	0	0	0	0
Unauthorized Possession of Prescription Form (35-48-4-14)	0	0	0	0
Unlawful Entry of Motor Vehicle (35-43-4-2.7)	0	0	0	1
Voyeurism (35-45-4-5)	0	0	0	0
Welfare Fraud (35-43-5-7)	0	0	0	0
Sub-Total	0	0	40	215

LEVEL IV

AGGRESSIVE DRIVING	0	0	0	1
Absence From Home Detention (35-38-2.5-10)	0	0	0	0
Accident/Failure to Stop (9-26-1-8)	0	0	0	2
Alcohol Violation (31-37-2-6)	0	0	0	0
Animal Cruelty (35-46-3-12)	0	0	0	0
Assisting a Criminal (35-44-3-2)	0	0	0	0
Beats Vertebrate Animal (35-46-3-12)	0	0	0	0
Check Deception (35-43-5-5)	0	0	0	0
Common Nuisance (35-48-4-13)	0	0	0	1
Computer Trespassing (35-43-2-3)	0	0	0	0
Counterfeiting Auto Registration (9-18-2-42)	0	0	0	0
Counterfeiting a Driver's License (9-24-18-7)	0	0	0	0
Criminal Mischief (35-43-1-2)	0	0	0	0
Curfew Violation (31-37-2-5)	0	0	0	1
Deception (35-43-5-3)	0	0	0	0
Deer Outside Hours (14-22-6-1)	0	0	0	0
Deer w/ Illegal Device (14-22-6-1)	0	0	0	0
Disorderly Conduct (35-45-1-3)	0	0	4	18
Dissemination of Material Harmful to Minor (35-49-3-3)	0	0	0	0
Driving While Intoxicated (9-11-2-3)	0	0	0	0
Driving with Suspended License (9-24-19-2)	0	0	0	0
Exploitation of Dependent/Endangered Adult (35-46-1-12)	0	0	0	0
Failure to Appear (35-44-3-6)	0	0	0	0
Failure to Disclose Recruitment (35-46-4-4)	0	0	0	0
Failure to Respond to Summons (35-44-3-6.5)	0	0	0	0
False Auto Registration (9-18-2-44)	0	0	0	0
False Identity Statement (35-44-2-6)	0	0	0	0
False Informing (35-44-2-2)	0	0	1	7
Flag Desecration (35-45-1-4)	0	0	0	0
Glue Sniffing (35-46-6-2)	0	0	0	0
Habitual Disobedience of Parent, Guardian, or Custodian (Incorrigible) (31-37-2-4)	0	0	0	5
Harassment (35-45-2-2)	0	0	0	0
Home Improvement Fraud (35-43-6-12)	0	0	0	0
Illegal Consumption of Alcohol (7.1-5-7-7)	0	0	1	1
Illegal Possession of Alcohol (7.1-5-7-7)	0	0	0	0
Impairment of ID Number (35-43-7-4)	0	0	0	0
Interference with Custody (35-42-3-4)	0	0	0	0
Interfering with Law Enforcement Animal (35-46-3-11)	0	0	0	0
Invasion of Privacy (35-46-1-15.1)	0	0	0	0
Leaving Home w/o Permission of Parent, Guardian or Custodian (Runaway) (31-37-2-2)	0	0	3	4
Leaving Scene of Accident (9-26-1-1.1)	0	0	0	0
Maintaining a Common Nuisance (35-48-4-13)	0	0	0	0
Nitrous Oxide Distribution (35-46-6-3)	0	0	0	0
Obscene Performance (35-49-3-1)	0	0	0	0
Obstructing Medical Emergency (35-44-3-8.5)	0	0	0	0

LEVEL IV (cont'd)	NUMBER OF OFFENSES			
	This Month		This Calendar Year	
	Female	Male	Female	Male
Obstructing Traffic (35-42-2-4)	0	0	0	0
Official Misconduct (35-44.1-1-1)	0	0	0	0
Operating Vehicle While Intoxicated (9-30-5-2)	0	0	0	0
Operating Vehicle While Intoxicated/Cntrld Sub (9-30-5-1)	0	0	0	0
Operating Vehicle w/o License (9-24-18-1)	0	0	1	9
Operating Vehicle w/o Proof of Financial (9-25-8-2)	0	0	0	0
Operating Vehicle w/o Registration/Plates (9-18-2-43)	0	0	0	0
Possession of Device/Interfere Test (35-43-5-18)	0	0	0	0
Possession of Marijuana, Hash Oil, or Hashish (35-48-4-11)	0	0	1	15
Possession of Paraphernalia (35-48-4-8.3)	0	0	1	1
Possession of Substance Represented to be a Controlled Substance (35-48-4-4.6)	0	0	0	0
Possession, Purchase, Accepting Tobacco (35-46-1-10.5)	0	0	0	0
Probation Violation	0	0	0	124
Public Intoxication (7.1-5-1-3)	0	0	0	0
Receiving Unidentified Property (35-43-7-5)	0	0	0	0
Reckless Driving (9-21-8-52)	0	0	0	0
Refusal to Aid Officer (35-44-3-7)	0	0	0	0
Refusal to Identify Self (34-28-5-3.5)	0	0	0	0
Selling, Distributing, Exhibiting Obscene Material (35-49-3-1)	0	0	0	0
Synthetic Drug (35-48-4-11.5)	0	0	0	0
Taking Deer/Turkey (14-22-6-1)	0	0	0	0
Tattooing a Minor (35-42-2-7)	0	0	0	0
Torture, Kill, Mutilate an Animal (35-46-3-12)	0	0	0	0
Unauthorized Possession of Prescription (35-48-4-14)	0	0	0	0
Unlawful Entry of Motor Vehicle (35-43-4-2.7)	0	0	0	10
Unlawful Gambling (35-45-5-2)	0	0	0	0
Unlawful Use of Railroad Right of Way (8-3-15-3)	0	0	0	0
Vending Machine Vandalism (35-43-4-7)	0	0	0	0
Violation Home Detention	0	0	0	0
Violation Suspended Commitment to DOC	0	0	2	0
Violation of Compulsory School Attendance Law (Truancy) (31-37-2-3)	0	0	0	2
Voyeurism (35-45-4-5)	0	0	0	0
Welfare Fraud (35-45-5-7)	0	0	0	0
Sub-Total	0	0	14	201
GRAND TOTAL NUMBER OF OFFENSES	0	0	73	709

Indiana Department of Correction
Table 17
Number of Juvenile Offenders by Most Serious Offense
Committed to the Indiana Department of Correction

October 2022

MOST SERIOUS OFFENSE (Citation Code)	NUMBER OF JUVENILES			
	This Month		This Calendar Year	
LEVEL I	Female	Male	Female	Male
Aggravated Battery (35-42-2-1.5)	0	0	0	5
Arson (35-43-1-1)	0	0	0	1
Battery (35-42-2-1)	2	1	3	16
Battery by Bodily Waste (35-42-2-6)	0	1	1	5
Burglary (35-43-2-1)	0	1	0	18
Carjacking (35-42-5-2)	0	0	0	0
Carrying Handgun w/o License (35-47-2-1)	0	1	0	9
Changing, Altering, Removing, Obliterating ID of Handgun (35-47-2-18)	0	0	0	1
Child Exploitation (35-42-4-4)	0	0	0	1
Child Molesting (35-42-4-3)	0	2	0	15
Child Seduction (35-42-4-7)	0	0	0	0
Child Selling (35-46-1-4)	0	0	0	0
Child Solicitation (35-42-4-6)	0	0	0	0
Child in Possession of Handgun (35-47-10-5)	0	0	0	2
Consumer Product Tampering (35-45-8-3)	0	0	0	0
Criminal Confinement (35-42-3-3)	0	0	0	2
Criminal Deviate Conduct (35-42-4-2)	0	0	0	0
Criminal Gang Intimidation (35-45-9-4)	0	0	0	0
Criminal Gang Recruitment	0	0	0	0
Criminal Recklessness (35-42-2-2)	0	1	1	10
Dangerous Possession of a Firearm (35-47-10-5)	0	2	0	16
Dealing in a Sawed-Off Shotgun (35-47-5-4.1)	0	0	0	0
Distribution of a Destructive Device (IC 35-47.5-5-5)	0	0	0	0
Domestic Battery (35-42-2-1.3)	0	1	6	16
Driving While Intoxicated Resulting in Death (9-30-5-5)	0	0	0	0
False Application for Handgun (35-47-2-8)	0	0	0	0
False, Altering Handgun License (35-47-2-22)	0	0	0	0
Feticide (35-42-1-6)	0	0	0	0
Handgun, False ID (35-47-2-17)	0	0	0	0
Incest (35-46-1-3)	0	0	0	0
Interference with Custody (35-42-3-4)	0	0	0	0
Intimidation (35-45-2-1)	0	0	0	0
Involuntary Manslaughter (35-42-1-4)	0	0	0	0
Kidnapping (35-42-3-2)	0	0	0	0
Murder (35-42-1-1)	0	2	0	3
Neglect of a Dependent (35-46-1-4)	0	0	0	0
Operation of a Machine Gun/Hurling a Bomb (35-47-5-9)	0	0	0	0
Overpass Mischief (35-42-2-5)	0	0	0	0
Pointing a Firearm (35-47-4-3)	0	1	0	2
Possession of Firearm on School Property (35-47-9-2)	0	0	0	0
Possession of a Machine Gun or Bomb (35-47-5-9)	0	0	0	0
Rape (35-42-4-1)	0	0	0	5
Reckless Homicide (35-42-1-5)	0	0	0	0
Resisting Law Enforcement (35-44-3-3)	0	0	0	0
Robbery (35-42-5-1)	1	1	3	17
Sell, Manufacture, Possess, Purchase Explosive (35-47-5-1)	0	0	0	0
Sell, Transfer, HIV Blood (35-42-1-7)	0	0	0	0
Selling, Transferring, Giving Handgun to Under 18 (35-47-2-7)	0	0	0	0
Sexual Battery (35-42-4-8)	0	1	0	3
Sexual Misconduct (35-44-1-5)	0	0	0	0

NUMBER OF JUVENILES

LEVEL I (cont'd)	This Month		This Calendar Year	
	Female	Male	Female	Male
Sexual Misconduct with a Minor (35-42-4-9)	0	0	0	0
Stalking (35-45-10-5)	0	0	0	0
Strangulation (35-42-2-9)	0	0	0	0
Unlawful Delivery of Confiscated Firearm (35-47-3-4)	0	0	0	0
Unlawful Use of Body Armor (35-47-5-13)	0	0	0	0
Unlawful Use of Stun Gun (35-47-8-5)	0	0	0	0
Vicarious Sexual Gratification (35-42-4-5)	0	0	0	0
Voluntary Manslaughter (35-42-1-3)	0	0	0	0
Sub-Total	3	15	14	147

LEVEL II

Assisting a Criminal (35-44-3-2)	0	0	0	0
Chinese Throwing Star (35-47-5-12)	0	0	0	0
Criminal Gang Activity (35-45-9-3)	0	0	0	0
Criminal Recklessness (35-42-2-2)	0	0	0	0
Dealing Anabolic Steroid (16-42-19-27)	0	0	0	0
Dealing Methamphetamine (35-48-4-1.1)	0	0	0	0
Dealing in Cocaine or Narcotic Drug (35-48-4-1)	0	0	0	0
Dealing in Marijuana, Hash Oil, or Hashish (35-48-4-10)	0	0	0	0
Dealing in a Schedule I, II, or III Controlled Substance (35-48-4-2)	0	0	0	0
Dealing in a Schedule IV Controlled Substance (35-48-4-3)	0	0	0	0
Dealing in a Schedule V Controlled Substance (35-48-4-4)	0	0	0	0
Dealing in a Substance Represented to be a Controlled Substance (35-48-4-4.5)	0	0	0	0
Delivery of Weapon to Intoxicated Person (35-47-4-1)	0	0	0	0
Disarming Law Enforcement Officer (35-44.1-3-2)	0	0	0	0
Escape/Failure to Return to Lawful Detention (35-44-3-5)	0	0	1	6
Inmate w/ Deadly Weapon (35-44.1-3-7)	0	0	0	0
Interference with Custody (35-42-3-4)	0	0	0	0
Intimidation (35-45-2-1)	0	1	2	21
Knife with Automatic Blade (35-47-5-2)	0	0	0	0
Loan Sharking (35-45-7-2)	0	0	0	0
Maintaining a Common Nuisance (35-48-4-13)	0	0	0	0
Making loan secured by mortgage, deposit or pledge of handgun (35-47-4-2)	0	0	0	0
Manufacture, Distribution, Possession of a Substance Represented to be a Controlled Substance (35-	0	0	0	0
Neglect of a Dependent (35-46-1-4)	0	0	0	0
Poss precursors w/intent to manufacture etc. (35-48-4-14.5)	0	0	0	0
Possession of a Controlled Substance (35-48-4-7)	0	0	0	0
Possession of a Knife on School Property (35-47-5-2.5)	0	0	0	0
Promoting Prostitution (35-45-4-4)	0	0	0	0
Purchase, Possession or Sale of Stun Gun (35-47-8-5)	0	0	0	0
Resisting Law Enforcement (35-44-3-3)	0	0	1	9
Rioting with a Deadly Weapon (35-45-1-2)	0	0	0	0
Sale, Possession, Use of Legend Drug (16-42-19-27)	0	0	0	0
Sexual Misconduct with a Minor (35-42-4-9)	0	0	0	0
Stalking (35-45-10-5)	0	0	0	0
Trafficking with an Inmate (35-44-3-9)	0	0	0	0
Use of Stun Gun in Commission of a Crime (35-47-8-5)	0	0	0	0
Sub-Total	0	1	4	36

LEVEL III

Accident /Failure to Stop (9-26-1-8)	0	0	0	0
Accident, Property Damage with Injury (9-26-1-8)	0	0	0	0
Altering or Damaging Computer (35-43-1-4)	0	0	0	0
Auto Theft, Receiving Stolen Parts (35-43-4-2.5)	0	3	4	10
Battery (35-42-2-1)	1	0	5	9
Battery / Bodily Waste (35-42-2-1.3)	0	0	1	0
Bestiality (35-46-3-14)	0	0	0	1
Bribery (35-44-1-1)	0	0	0	0
Burglary (35-43-2-1)	0	0	0	0

LEVEL III (cont'd)	NUMBER OF JUVENILES			
	This Month		This Calendar Year	
	Female	Male	Female	Male
Check Deception (35-43-5-5)	0	0	0	0
Check Fraud (35-43-5-12)	0	0	0	0
Child Exploitation (35-42-4-4)	0	0	0	0
Controlled Substance Registration (35-48-4-14)	0	0	0	0
Conversion (35-43-4-3)	0	0	0	1
Criminal Mischief (35-43-1-2)	0	0	1	6
Criminal Recklessness (35-42-2-2)	0	0	0	0
Criminal Trespass (35-43-2-2)	0	0	0	0
Dealing in Altered Property (35-43-4-2.3)	0	0	0	0
Dealing in Marijuana, Hash Oil, or Hashish (35-48-4-10)	0	0	0	0
Dealing in Paraphernalia (35-48-4-8.5)	0	0	0	0
Distribution of Material Harmful to Minor (35-49-3-3)	0	0	0	0
Escape/Failure to Return to Lawful Detention (35-44-3-5)	0	0	3	5
Failure to Appear (35-44-3-6)	0	0	0	0
False Reporting (35-44-2-2)	0	0	0	0
Forgery (35-43-5-2)	0	0	0	0
Fraud (35-43-5-4)	0	0	0	0
Fraud on Financial Institution (35-45-5-8)	0	0	0	0
Home Improvement Fraud (35-43-6-13)	0	0	0	0
Identity Deception (35-43-5-3.5)	0	0	0	0
Interference with Custody (35-42-3-4)	0	0	0	0
Interference with Reporting Crime (35-42-2-5)	0	0	0	0
Invasion of Privacy (35-46-1-15.1)	0	0	0	0
Kill Domestic Animal (35-46-3-12)	0	0	0	0
Manufacture of Paraphernalia (35-48-4-8.1)	0	0	0	0
Nonsupport of Child (35-46-1-5)	0	0	0	0
Nonsupport of Spouse (35-46-1-6)	0	0	0	0
Obscene Performance (35-49-3-1)	0	0	0	0
Obstructing Fireman (35-44-3-8)	0	0	0	0
Obstructing Traffic (35-42-2-4)	0	0	0	0
Obstruction of Justice (35-44-3-4)	0	0	0	0
Operating Vehicle After Lifetime Forfeiture (9-30-10-17)	0	0	0	0
Operating Vehicle While Intoxicated (9-30-5-4)	0	0	0	0
Operating Vehicle While Intoxicated with Prior (9-30-5-3)	0	0	0	0
Patronizing a Prostitute (35-45-4-3)	0	0	0	0
Perjury (35-44-2-1)	0	0	0	0
Possession of Cocaine or Narcotic Drug (35-48-4-6)	0	0	1	0
Possession of Marijuana, Hash Oil, or Hashish (35-48-4-11)	0	0	0	0
Possession of Methamphetamines (35-48-4-6.1)	0	0	0	1
Possession of Paraphernalia (35-48-4-8.3)	0	0	0	0
Possession of a Controlled Substance (35-48-4-7)	0	0	0	1
Possession of a Syringe (16-42-19-18)	0	0	0	0
Possession/Use of Legend Drug (16-42-19-13)	0	0	0	2
Professional Gambling (35-45-5-3)	0	0	0	0
Profiting from Adoption (35-46-1-9)	0	0	0	0
Promoting Professional Gambling (35-45-5-4)	0	0	0	0
Promoting Prostitution (35-45-4-4)	0	0	0	0
Prostitution (35-45-4-2)	0	0	0	0
Public Indecency (35-45-4-1)	0	0	0	0
Public Nudity (35-45-4-1.5)	0	0	0	0
Railroad Mischief (35-42-2-5.5)	0	0	0	0
Receiving Stolen Property (35-43-4-2)	0	0	0	0
Residential Entry (35-43-2-1.5)	0	0	1	2
Resisting Law Enforcement (35-44-3-3)	0	1	0	10
Rioting (35-45-1-2)	0	0	0	0
Sale, Possession, Use of Legend Drug (16-42-19-27)	0	0	0	0

LEVEL III (Cont.)	NUMBER OF JUVENILES			
	This Month		This Calendar Year	
	Female	Male	Female	Male
Selling, Distributing, Exhibiting Obscene Material (35-49-3-1)	0	0	0	0
Stalking (35-45-10-5)	0	0	0	0
Synthetic Drug (35-48-4-11.5)	0	0	0	0
Theft (35-43-4-2)	0	2	3	12
Torture or Mutilation of Animal (35-46-3-12)	0	0	0	0
Trafficking with an Inmate (35-44-3-9)	0	0	0	0
Unauthorized Possession of Prescription Form (35-48-4-14)	0	0	0	0
Unlawful Entry of Motor Vehicle (35-43-4-2.7)	0	0	0	0
Voyeurism (35-45-4-5)	0	0	0	0
Welfare Fraud (35-43-5-7)	0	0	0	0
Sub-Total	1	6	19	60
LEVEL IV				
Absence From Home Detention (35-38-2.5-10)	0	0	0	0
Accident/Failure to Stop (9-26-1-8)	0	0	0	0
Assisting a Criminal (35-44-3-2)	0	0	0	0
Beats Vertebrate Animal (35-46-3-12)	0	0	0	0
Check Deception (35-43-5-5)	0	0	0	0
Common Nuisance (35-48-4-13)	0	0	0	0
Computer Trespassing (35-43-2-3)	0	0	0	0
Counterfeiting Auto Registration (9-18-2-42)	0	0	0	0
Counterfeiting a Driver's License (9-24-18-7)	0	0	0	0
Curfew Violation (31-37-2-5)	0	0	0	0
Deception (35-43-5-3)	0	0	0	0
Disorderly Conduct (35-45-1-3)	0	0	0	1
Dissemination of Material Harmful to Minor (35-49-3-3)	0	0	0	0
Driving with Suspended License (9-24-19-2)	0	0	0	0
Exploitation of Dependent/Endangered Adult (35-46-1-12)	0	0	0	0
Failure to Appear (35-44-3-6)	0	0	0	0
Failure to Disclose Recruitment (35-46-4-4)	0	0	0	0
Failure to Respond to Summons (35-44-3-6.5)	0	0	0	0
False Auto Registration (9-18-2-44)	0	0	0	0
False Identity Statement (35-44-2-6)	0	0	0	0
False Informing (35-44-2-2)	0	0	0	1
Flag Desecration (35-45-1-4)	0	0	0	0
Glue Sniffing (35-46-6-2)	0	0	0	0
Habitual Disobedience of Parent, Guardian, or Custodian (Incorrigible) (31-37-2-4)	0	0	0	0
Harassment (35-45-2-2)	0	0	0	0
Home Improvement Fraud (35-43-6-12)	0	0	0	0
Illegal Consumption of Alcohol (7.1-5-7-7)	0	0	0	0
Illegal Possession of Alcohol (7.1-5-7-7)	0	0	0	0
Impairment of ID Number (35-43-7-4)	0	0	0	0
Interference with Custody (35-42-3-4)	0	0	0	0
Interfering with Law Enforcement Animal (35-46-3-11)	0	0	0	0
Invasion of Privacy (35-46-1-15.1)	0	0	0	0
Leaving Home w/o Permission of Parent, Guardian or Custodian (Runaway) (31-37-2-2)	0	0	0	0
Nitrous Oxide Distribution (35-46-6-3)	0	0	0	0
Obscene Performance (35-49-3-1)	0	0	0	0
Obstructing Medical Emergency (35-44-3-8.5)	0	0	0	0
Obstructing Traffic (35-42-2-4)	0	0	0	0
Operating Vehicle While Intoxicated (9-30-5-2)	0	0	0	0
Operating Vehicle While Intoxicated/Cntrl'd Sub (9-30-5-1)	0	0	0	0
Operating Vehicle w/o License (9-24-18-1)	0	0	0	1
Operating Vehicle w/o Proof of Financial (9-25-8-2)	0	0	0	0
Operating Vehicle w/o Registration/Plates (9-18-2-43)	0	0	0	0
Possession of Marijuana, Hash Oil, or Hashish (35-48-4-11)	0	0	0	4
Possession of Paraphernalia (35-48-4-8.3)	0	0	0	0
Possession of Substance Represented to be a Controlled Substance (35-48-4-4.6)	0	0	0	0
Possession, Purchase, Accepting Tobacco (35-46-1-10.5)	0	0	0	0
Probation Violation (35-38-2-3)	0	0	0	0
Public Intoxication (7.1-5-1-3)	0	0	0	0
Receiving Unidentified Property (35-43-7-5)	0	0	0	0
Reckless Driving (9-21-8-52)	0	0	0	0
Refusal to Aid Officer (35-44-3-7)	0	0	0	0

LEVEL IV (cont'd)	NUMBER OF JUVENILES			
	This Month		This Calendar Year	
	Female	Male	Female	Male
Refusal to Identify Self (34-28-5-3.5)	0	0	0	0
Selling, Distributing, Exhibiting Obscene Material (35-49-3-1)	0	0	0	0
Synthetic Drug (35-48-4-11.5)	0	0	0	0
Torture, Kill, Mutilate an Animal (35-46-3-12)	0	0	0	0
Unauthorized Possession of Prescription (35-48-4-14)	0	0	0	0
Unlawful Entry of Motor Vehicle (35-43-4-2.7)	0	0	0	0
Unlawful Gambling (35-45-5-2)	0	0	0	0
Unlawful Use of Railroad Right of Way (8-3-15-3)	0	0	0	0
Vending Machine Vandalism (35-43-4-7)	0	0	0	0
Violation Home Detention (35-38-2.5-6)	0	0	0	0
Violation Suspended Commitment to DOC (35-38-3-1)	0	0	0	0
Violation of Compulsory School Attendance Law (Truancy) (31-37-2-3)	0	0	0	0
Voyeurism (35-45-4-5)	0	0	0	0
Welfare Fraud (35-45-5-7)	0	0	0	0
	Sub-Total		0	7
	GRAND TOTAL NUMBER OF JUVENILES		4	250

Indiana Department of Correction
Table 18
Juvenile Female New Commitments

<u>Month</u>	<u>2017</u>	<u>2018</u>	<u>2019</u>	<u>2020</u>	<u>2021</u>	<u>2022</u>
January	2	3	10	3	4	2
February	5	8	4	5	0	6
March	6	4	7	3	1	3
April	2	7	3	5	3	3
May	6	8	8	5	6	7
June	7	2	3	4	6	3
July	8	12	9	3	3	1
August	5	4	2	1	5	4
September	8	8	4	4	3	4
October	6	5	6	2	2	4
November	7	8	2	5	3	
December	<u>12</u>	<u>8</u>	<u>5</u>	<u>3</u>	<u>3</u>	
TOTALS	74	77	63	43	39	

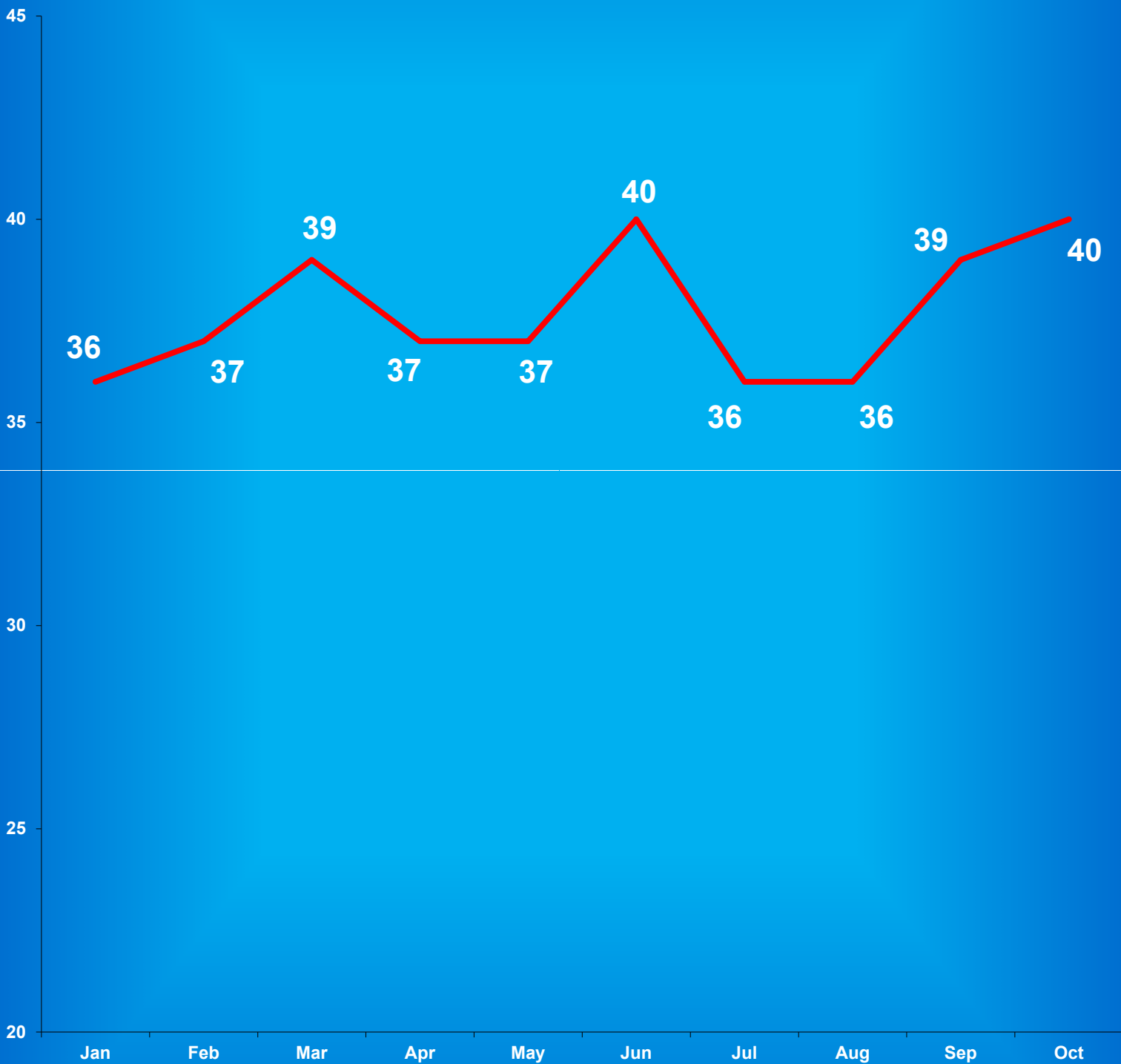
Source: SAS - mnthadm4.pgm

Indiana Department of Correction

Graph G

Average Daily Juvenile Female Offender Populations

Calendar Year 2022



Indiana Department of Correction
Table 19
Juvenile Male New Commitments

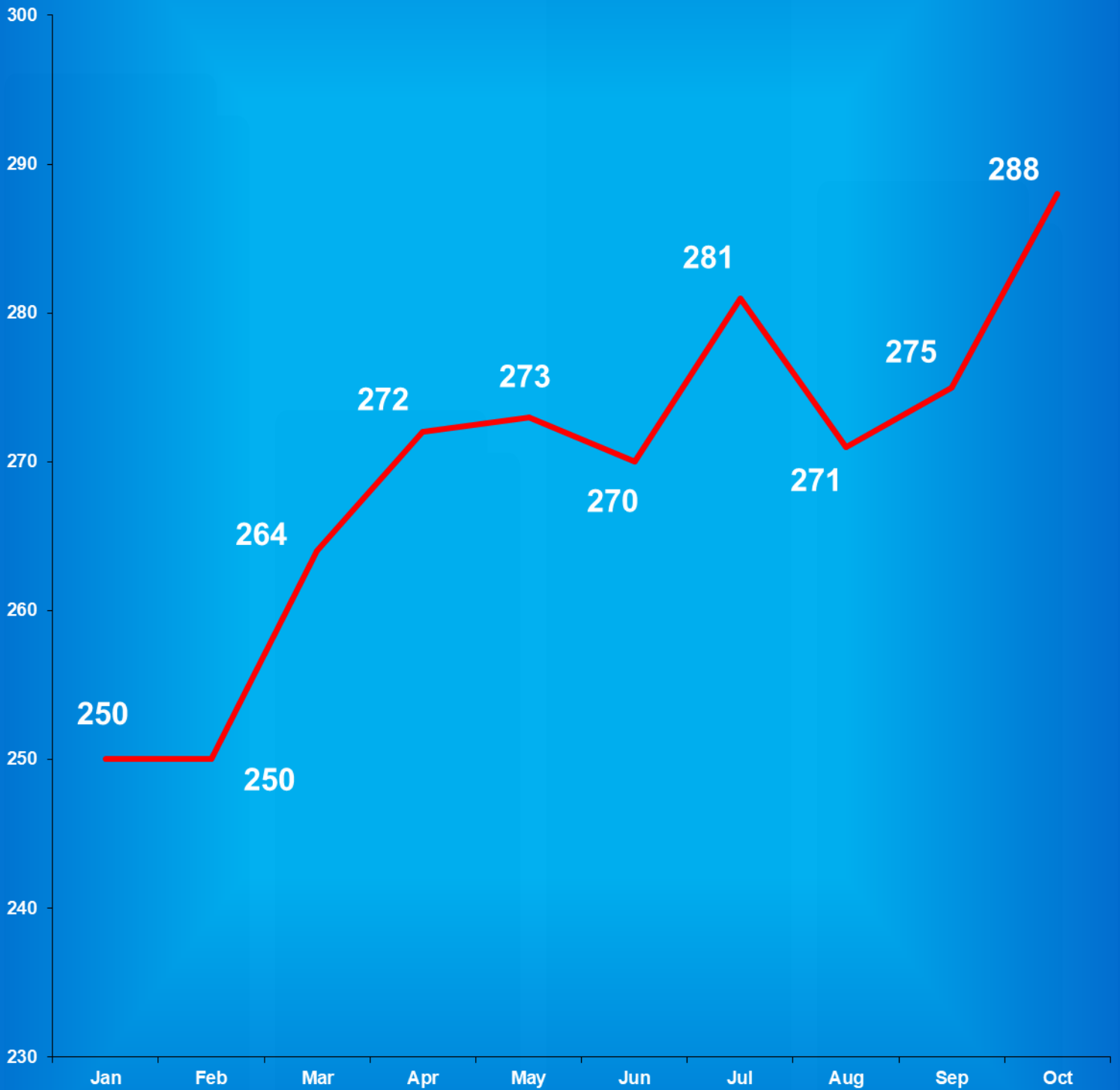
<u>Month</u>	<u>2017</u>	<u>2018</u>	<u>2019</u>	<u>2020</u>	<u>2021</u>	<u>2022</u>
January	26	46	36	28	6	23
February	26	38	36	21	16	17
March	36	33	17	32	28	34
April	45	27	24	17	22	25
May	35	42	30	11	23	23
June	48	29	27	14	23	34
July	40	29	47	17	21	24
August	48	28	37	15	15	24
September	43	41	23	20	23	26
October	39	24	34	17	9	22
November	48	34	26	19	22	
December	<u>34</u>	<u>52</u>	<u>23</u>	<u>20</u>	<u>28</u>	
TOTALS	468	423	360	231	236	

Source: SAS - mnthadm4.pgm

Indiana Department of Correction

Graph H

Average Daily Juvenile Male Offender Populations
Calendar Year 2022





Juvenile Reintegration Districts



District #8

District #6

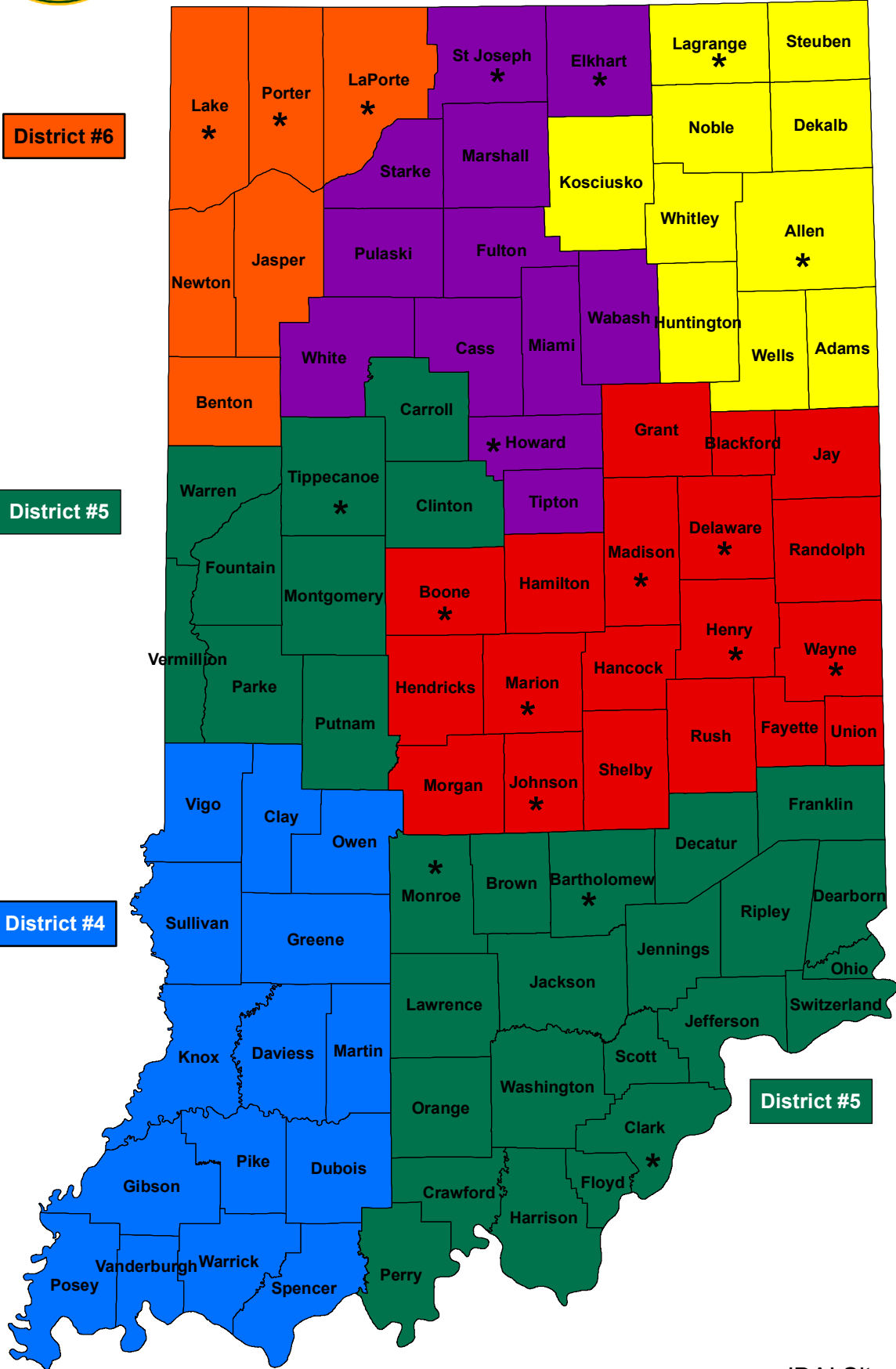
District #2

District #5

District #3

District #4

District #5



*JDAI Site

Indiana Department of Correction
Table 20
Juvenile Parole Caseload on November 01, 2022

<u>Juvenile Reintegration Districts</u>	Indiana Parolees		Other Jurisdiction		<u>Total</u>
	<u>Juvenile Male</u>	<u>Juvenile Female</u>	<u>Juvenile Male</u>	<u>Juvenile Female</u>	
<i>Interstate Compact (PD0)*</i>	1	0	1	0	2
	<u>District Supervision Breakdown</u> as follows:				
Re-Entry Parole (PD1)	1	0	0	0	1
Fort Wayne (PD2)	8	0	0	0	8
Indianapolis (PD3)	0	0	3	0	3
Evansville (P4A)	1	0	0	0	1
Terre Haute (P4B)	1	0	0	0	1
Bloomington (PD5)	0	0	0	0	0
Gary (PD6)	1	0	0	0	1
New Castle (PD7)	5	0	1	0	6
South Bend (PD8)	3	1	0	0	4
Madison (PD9)	0	0	0	0	0
Total	21	1	5	0	27

Total Juvenile Parole Population on the First Day of Each Month

<u>Calendar Year 2022</u>	Indiana Parolees		Other Jurisdiction		<u>Total</u>
	<u>Juvenile Male</u>	<u>Juvenile Female</u>	<u>Juvenile Male</u>	<u>Juvenile Female</u>	
January	30	1	6	0	37
February	33	1	9	0	43
March	28	2	12	0	42
April	24	1	8	0	33
May	29	1	7	0	37
June	32	1	8	0	41
July	28	2	7	0	37
August	29	2	5	0	36
September	27	1	6	0	34
October	21	1	5	0	27

** Includes Indiana parolees who are serving their parole in another state, as well as offenders from other States being supervised in Indiana (Interstate Compact)*

Sources:
Parole Division
SAS - juvparl2.pgm

**Indiana Department of Correction
Indiana Government Center South, Room E334
302 W. Washington Street
Indianapolis, IN 46204**

**Prepared by:
Scott Haskett, Data Analyst
CHaskett2@idoc.in.gov**

This report and previous reports may be found at:

<http://www.in.gov/idoc/2376.htm>



CHANGING LIVES

The graphic features the words "CHANGING" and "LIVES" in a large, bold, blue sans-serif font. The letter "I" in "CHANGING" is replaced by a solid blue silhouette of the state of Indiana. Below the word "CHANGING" is the official seal of the Indiana Department of Correction. The seal is circular with a gold border and contains the text "INDIANA DEPARTMENT OF CORRECTION" around the perimeter. Inside the seal, there is a central emblem with a torch and the words "EMPLOYEES", "EFFICIENCY", and "EFFECTIVENESS".

The Indiana Department of Correction advances public safety and successful re-entry through dynamic supervision, programming, and partnerships.