


Indiana Department of Correction

Division of Data Science and Analytics



Offender Population Statistical Report

- MAY 2022 -

Rob Carter, Commissioner

**Indiana Department of Correction
Indiana Government Center South, Room E334
302 W. Washington Street
Indianapolis, IN 46204**

**Prepared by:
Scott Haskett, Data Analyst
CHaskett2@idoc.in.gov**

This report and previous reports may be found at:

<http://www.in.gov/idoc/2376.htm>



Definitions

For this report, the following definitions apply:

Admission – The means by which an offender enters the custody or jurisdiction of the Indiana Department of Correction. For this report, except for the return of an escapee, this does not include a return from a temporary absence.

Average Daily Population – The sum of the daily beginning counts for a month, divided by that month's number of daily beginning counts.

Beginning Count – The number of offenders physically present at the beginning of the day (ie, 0000:01 hours).

Class A Felony – An offense whereby a person convicted of this felony shall be imprisoned for a fixed term of thirty years, with not more than twenty years added for aggravating circumstances, or not more than ten years subtracted for mitigating circumstances.

Class B Felony – An offense whereby a person convicted of this felony shall be imprisoned for a fixed term of ten years, with not more than ten years added for aggravating circumstances, or not more than four years subtracted for mitigating circumstances.

Class C Felony – An offense whereby a person convicted of this felony shall be imprisoned for a fixed term of four years, with not more than four years added for aggravating circumstances, or not more than two years subtracted for mitigating circumstances.

Class D Felony – An offense whereby a person convicted of this felony shall be imprisoned for a fixed term of one and one-half years, with not more than one and one-half years added for aggravating circumstances, or not more than one year subtracted for mitigating circumstances.

Class 1 Felony – An offense whereby a person convicted of this felony shall be imprisoned with a sentence range of 20-40 years, with not more than twenty years added as a habitual offender enhancement.

Class 2 Felony – An offense whereby a person convicted of this felony shall be imprisoned with a sentence range of 10-30 years, with not more than twenty years added as a habitual offender enhancement.

Class 3 Felony – An offense whereby a person convicted of this felony shall be imprisoned with a sentence range of 3-16 years, with not more than twenty years added as a habitual offender enhancement.

Class 4 Felony – An offense whereby a person convicted of this felony shall be imprisoned with a sentence range of 2-12 years, with not more than twenty years added as a habitual offender enhancement.

Class 5 Felony – An offense whereby a person convicted of this felony shall be imprisoned with a sentence range of 1-6 years, with not more than six years added as a habitual offender enhancement.

Class 6 Felony – An offense whereby a person convicted of this felony shall be imprisoned with a sentence range of 0.5-2.5 years, with not more than six years added as a habitual offender enhancement.

Contracted Beds - Those offenders who have been committed to the Indiana Department of Correction but are housed in a local work release facility under contract of a 3rd party provider.

County Jail "Back-ups" (Jail Bed Count) – Those offenders who have been committed to the Indiana Department of Correction but are housed in a county jail until they can be transferred to a Department of Correction intake facility. The county receives \$35.00 per day, per offender, to house these offenders.

Ending Count – The number of offenders physically present at the end of the day (i.e., 2400:00 hours).

Felon – A person convicted in any jurisdiction who might have been imprisoned for more than one year.

Murder - An offense whereby a person convicted of this felony shall be imprisoned for a fixed term of fifty-five years, with not more than ten years added for aggravating circumstances, or not more than ten years subtracted for mitigating circumstances.

Definitions Continued

Operational Capacity – The total bed capacity of the facility. The capacity of a facility is the number of beds authorized for safe and efficient operation of the facility.

Pre-Dispositional – An individual ordered by the Court to the Indiana Department of Correction for evaluation prior to sentencing.

Release – The means by which an offender leaves the custody or jurisdiction of the Indiana Department of Correction. For this report, except for an escape, this does not include a temporary absence.

Safekeeper – An individual whom the Court has determined to be in imminent danger of serious bodily injury or death, or who represents a substantial threat to the safety of others, and whom the Court has ordered to the Indiana Department of Correction for custody and security control.

Maximum Level Facilities – Maximum security facilities have very restrictive security measures and housing is celled space.

Medium Level Facilities – Medium security facilities have moderate degree of security measures and housing consists of dormitories and celled space.

Minimum Level Facilities – Minimum Security Facilities have the least restrictive security measures and housing is dormitory style. Also included as minimum security are work release program offenders who leave the facility for outside employment but return nightly.

Intake Facilities – Intake facilities are designated to receive newly committed adult offenders. During the intake process each offender is evaluated through interviews, reports and diagnostic tests. This evaluation forms the basis of the offenders' facility and program assignment.

Secure Housing Units – Denotes maximum control with the most restrictive security measures in place.

Vacancy – The number of beds available for assignment.

Juvenile Diagnostic/Walkthrough – A Juvenile court can order a youth to the Department of Correction to be temporarily committed for not more than 14 days (excluding Saturdays, Sundays, and Legal holidays) for the purpose of an evaluation. The youth must be adjudicated delinquent, and the order must be prior to disposition. The department will send a report to the court of the written findings.

Indiana Department of Correction Population Summary

- There were 21,394 adult male offenders (including 681 county jail “back-ups” and 46 in contracted beds) on June 01, 2022. This population is 9% below operational bed capacity for general population.
- There were 2,165 adult female offenders (including 57 county jail “back-ups” and 34 in contracted beds) on June 01, 2022. This population is 20% below the operational bed capacity.
- There were 271 juvenile male offenders in the Department’s facilities on June 01, 2022. This population is 50% below the operational bed capacity.
- There were 41 juvenile female offenders in the Department’s facilities on June 01, 2022. This population is 32% below the operational bed capacity.
- There were 5,552 adult males on parole in Indiana (5,054 Indiana parolees and 498 other jurisdiction parolees) on June 01, 2022.
- There were 551 adult females on parole in Indiana (481 Indiana parolees and 70 other jurisdiction parolees) on June 01, 2022.
- There were 646 adults admitted to IDOC (567 males and 79 females) and 829 adults released from IDOC (730 males and 99 females) in May 2022.
- There were 30 juveniles admitted to IDOC (23 males and 7 females) and 30 juveniles released from IDOC (29 males and 1 females) in May 2022.

**Indiana Department of Correction
Human Resource Report**

May 31, 2022

ADULT FACILITIES

Facility	Total Staff*	Custody Staff	Non-Custody	Vacancies	Hires - Rehires	Retired - Terminated	Inter-Agency		Contract/Vendor		
							In	Out	Aramark	Health	Education
Branchville Correctional Facility	237	164	73	37	4	5	1	0	5	29	2
Chain O'Lakes Correctional Facility	31	24	7	2	1	0	0	0	5	2	0
Correctional Industrial Facility	239	169	70	128	6	10	0	0	11	30	2
Edinburgh Correctional Facility	70	54	16	4	0	2	0	0	6	7	1
Indiana State Prison/Lakeside	400	305	95	171	8	24	0	0	16	39	2
Indiana Women's Prison	169	119	50	24	6	2	0	0	8	38	3
Madison Correctional Facility	188	135	53	27	8	7	0	0	9	26	2
Miami Correctional Facility	320	216	104	264	10	18	2	1	19	47	4
New Castle Correctional Facility**	217	148	69	156	0	0	0	0	24	71	6
Pendleton Correctional Facility	351	234	117	170	16	10	2	0	16	51	2
Plainfield Correctional Facility	317	228	89	77	13	11	0	0	25	53	3
Putnamville Correctional Facility	345	240	105	179	11	11	2	1	18	46	5
Reception-Diagnostic Center	193	148	45	54	2	5	0	0	0	32	0
Rockville Correctional Facility	221	157	64	45	5	4	1	1	13	44	2
South Bend Comm. Re-Entry Center	39	25	14	3	1	1	0	0	5	2	0
Heritage Trail DOC Staff	20	0	20	5	0	0	0	0	0	7	2
Heritage Trail GEO Staff**	49	23	26	29	0	0	0	0	0	7	0
Wabash Valley Correctional Facility	538	420	118	108	8	9	0	0	22	54	3
Westville Correctional Facility	588	446	142	182	22	21	0	0	19	55	6
Total	4,532	3,255	1,277	1,665	121	140	8	3	221	640	45

JUVENILE FACILITIES

Facility	Total Staff*	Custody Staff	Non-Custody	Vacancies	Hires - Rehires	Retired - Terminated	Inter-Agency		Contract/Vendor		
							In	Out	Aramark	Health	Education
Camp Summit	54	40	14	10	2	4	0	0	4	6	4
Logansport Intake/North Central	144	93	51	43	2	6	0	0	8	14	12
Pendleton Juvenile Correctional	203	138	65	89	4	9	0	0	10	19	22
Total	401	271	130	142	8	19	0	0	22	39	38

ADMINISTRATIVE

Central Office***	Total	1,043	182	861	82	1	7	2	2	0	36	2
-------------------	--------------	--------------	------------	------------	-----------	----------	----------	----------	----------	----------	-----------	----------

TOTALS

STATE EMPLOYEE TOTAL	5,710	3,537	2,173	1,704	130	166	10	5	0	0	0
CONTRACT EMPLOYEE TOTAL	1,309	171	1,138	185	0	0	0	0	243	715	85
GRAND TOTAL	7,019	3,708	3,311	1,889	130	166	10	5	243	715	85

**** Hires/Rehires, Retired/Terminated, and Inter-Agency columns are using previous month's numbers due to data not being available at time of report.

* Total Active Staff does not include those on disability, suspension, or leave with pay.

** New Castle Correctional Facility and Heritage Trail are privately contracted institutions. Their hire/rehire and termination/reitre data is not provided to DOC.

*** Includes Technology Services Division, PEN Products, Staff Development and Training, and the Parole Division (counted as Custody Staff)

Note: Total staff, custody staff, non-custody staff, and vacancy data are as of the end of the month.

Hires and re-hires, retirements and terminations, intra-agency transfer in and transfer out are the total number of actions for the month.

Source: DOC Human Resource



Offender Statistics



Indiana Department of Correction
Table 1
Offender Population & Vacancy Numbers, by Facility Security Level
June 1, 2022

Minimum Security - Adult MALE

	May Ending Count	General Population Vacancies	Programs & Treatment Vacancies	Restricted Housing & Infirmery Vacancies	Down Beds	Held Beds
Chain O'Lakes	95	6	0	0	0	1
Edinburgh	253	89	0	0	0	2
Miami - MCA	113	91	0	0	0	0
New Castle - NCA	139	65	0	0	0	0
Pendleton - IRO	0	0	0	0	220	0
Westville - WCA	331	27	13	0	5	3
Wabash Valley - WVA	149	49	0	0	0	0
Total	1,080	327	13	0	225	6

Re-Entry & Work Release - Adult MALE

Bartholomew Co. Re-Entry	1	19	0	0	0	0
Chain O'Lakes Re-Entry	22	15	0	0	0	1
Lake Co. Re-Entry/M	0	10	0	0	0	0
South Bend Re-Entry	164	36	0	0	0	1
VOA/Hope Hall Re-Entry	15	25	0	0	0	0
Starke Co. PI - TC	30	0	18	0	0	0
Total	232	105	18	0	0	2

Medium Security - Adult MALE

	May Ending Count	General Population Vacancies	Programs & Treatment Vacancies	Restricted Housing & Infirmery Vacancies	Down Beds	Held Beds
Branchville	1,072	269	182	9	0	1
Correctional Industrial	1,216	31	8	10	226	4
Indiana State Prison ISO	207	176	0	0	0	2
Plainfield	1,388	115	18	49	59	4
Putnamville	1,847	221	103	18	328	2
Heritage Trail	884	28	0	0	48	4
Westville	2,296	405	36	56	93	27
New Castle	2,327	27	35	21	5	16
Total	11,237	1,272	382	163	759	60

Table 1 (Cont.)

Maximum Security - Adult MALE						
	May	General	Programs &	Restricted		
	Ending	Population	Treatment	Infirmary	Down	Held
	Count	Vacancies	Vacancies	Vacancies	Beds	Beds
Miami	1,591	130	27	8	1,226	2
Indiana State Prison	1,942	45	23	15	30	22
Pendleton	1,314	31	6	26	83	14
Pendleton Treatment Unit	168	0	83	0	8	1
ISR Secure Housing Unit	42	0	0	24	2	1
New Castle Annex	332	81	0	55	15	3
New Castle Mental Health	118	0	6	0	3	1
WCU Secure Housing Unit	126	0	0	11	1	0
Wabash Valley	1,670	56	28	27	6	15
WVS Secure Housing Unit	193	0	0	4	17	2
Reception Diag. Center	668	8	0	0	19	0
Total	8,164	351	173	170	1,410	61

Minimum Security & Re-Entry - Adult FEMALE						
	May	General	Programs &	Restricted		
	Ending	Population	Treatment	Infirmary	Down	Held
	Count	Vacancies	Vacancies	Vacancies	Beds	Beds
Madison	542	306	0	0	0	0
Jefferson Co. Re-Entry	62	20	0	0	0	0
Crane House	34	11	0	0	0	0
Total	638	337	0	0	0	0

Medium Security - Adult FEMALE						
Rockville	844	102	118	13	129	0
Total	844	102	118	13	129	0

Maximum Security - Adult FEMALE						
Women's Prison	493	135	83	9	0	7
Rockville Intake	133	79	0	0	0	0
Total	626	214	83	9	0	7

JAIL BED COUNT						
Adult Male	681	N/A	N/A	N/A	N/A	N/A
Adult Female	<u>57</u>	<u>N/A</u>	<u>N/A</u>	<u>N/A</u>	<u>N/A</u>	<u>N/A</u>
Total	738					

Table 1 (Cont.)

JUVENILE OFFENDERS

Juvenile Male

	May Ending Count	General Population Vacancies	Programs & Treatment Vacancies	Restricted Housing & Infirmery Vacancies	Down Beds	Held Beds
North Central Juvenile Correctional Facility	120	53	0	0	0	1
Pendleton Juvenile Correctional Facility	151	220	0	12	0	8
Total	271	273	0	12	0	9

Juvenile Female

LaPorte Juvenile Correctional Facility	41	19	0	2	0	0
--	----	----	---	---	---	---

TOTALS

	May Ending Count	General Population Vacancies	Programs & Treatment Vacancies	Restricted Housing & Infirmery Vacancies	Down Beds	Held Beds
GRAND TOTAL FOR ALL ADULT MALES (Includes Jail Bed Count and Contracted Beds)	21,394	2,055	586	333	2,394	129
TOTAL FOR ADULT MALES IDOC FACILITIES ONLY	20,667	2,001	568	333	2,394	129
GRAND TOTAL FOR ALL ADULT FEMALES (Includes Jail Bed Count and Contracted Beds)	2,165	653	201	22	129	7
TOTAL FOR ADULT FEMALES IDOC FACILITIES ONLY	2,074	622	201	22	129	7
TOTAL FOR JUVENILE MALES	271	273	0	12	0	9
TOTAL FOR JUVENILE FEMALES	41	19	0	2	0	0
GRAND TOTAL FOR THE DEPARTMENT (Includes Jail Bed Count and Contracted Beds)	23,871	3,000	787	369	2,523	145
GRAND TOTAL FOR THE DEPARTMENT (Excludes Jail Bed Count and Contracted Beds)	23,053	2,915	769	369	2,523	145

Sources: Planning Division Facility Body Count Report
 Planning Division Juvenile Daily Count Report
 OIS - Jail Bed Count
 Operational Support Services - Vacancy Report

Indiana Department of Correction
Table 2
Operational Capacity Compared to Population, by Facility
June 1, 2022

Minimum Security - Adult MALE					
	April Operational Capacity	May Operational Capacity	May Adjusted Operational Capacity*	May Ending Count	Percent +/- Capacity
Chain O'Lakes	102	102	101	95	-6%
Edinburgh	344	344	342	253	-26%
Miami - MCA	204	204	204	113	-45%
New Castle - NCA	204	204	204	139	-32%
Pendleton - IRO	220	220	220	0	-100%
Westville - WCA	379	379	358	331	-8%
Wabash Valley - WVA	<u>198</u>	<u>198</u>	<u>198</u>	149	<u>-25%</u>
Total	1,651	1,651	1,627	1,080	-34%

Re-Entry & Work Release - Adult MALE					
Bartholomew Co. Re-Entry	20	20	40	1	-98%
Chain O'Lakes Re-Entry	38	38	37	22	-41%
Lake Co. Re-Entry/M	10	10	10	0	-100%
South Bend Re-Entry	201	201	200	164	-18%
VOA/Hope Hall Re-Entry	40	40	40	15	-63%
Starke Co. PI - TC	<u>48</u>	<u>48</u>	30	30	0%
Total	357	357	357	232	-35%

Medium Security - Adult MALE					
Branchville	1,533	1,533	1,341	1,072	-20%
Correctional Industrial	1,495	1,495	1,247	1,216	-2%
Indiana State Prison ISO	385	385	383	207	-46%
Plainfield	1,633	1,633	1,503	1,388	-8%
Putnamville	2,519	2,519	2,068	1,847	-11%
Heritage Trail	964	964	912	884	-3%
Westville	2,913	2,913	2,701	2,296	-15%
New Castle	2,431	2,431	2,354	2,327	-1%
Total	13,873	13,873	12,509	11,237	-10%

Table 2 (Cont.)

Maximum Security - Adult MALE					
	April Operational Capacity	May Operational Capacity	May Adjusted Operational Capacity*	May Ending Count	Percent +/- Capacity
Miami	2,984	2,984	1,619	1,591	-2%
Indiana State Prison	2,077	2,077	1,974	1,942	-2%
Pendleton	1,474	1,474	1,345	1,314	-2%
Pendleton Treatment Unit	260	260	168	168	0%
ISR Secure Housing Unit	69	69	42	42	0%
New Castle Annex	486	486	413	332	-20%
New Castle Mental Health	128	128	118	118	0%
WCU Secure Housing Unit	138	138	126	126	0%
Wabash Valley	1,802	1,802	1,726	1,670	-3%
WVS Secure Housing Unit	216	216	193	193	0%
Reception Diag. Center	<u>695</u>	<u>695</u>	<u>668</u>	668	<u>0%</u>
Total	10,329	10,329	8,392	8,164	-3%

Minumum Security & Re-Entry - Adult FEMALE					
Madison	848	848	848	542	-36%
Jefferson Co. Re-Entry	82	82	82	62	-24%
Crane House	45	45	45	34	-24%
Total	975	975	975	638	-35%

Medium Security - Adult FEMALE					
Rockville	<u>1,206</u>	<u>1,206</u>	<u>946</u>	<u>844</u>	-11%
Total	1,206	1,206	946	844	-11%

Maximum Security - Adult FEMALE					
Women's Prison	727	727	586	493	-16%
Rockville Intake	<u>212</u>	<u>212</u>	<u>133</u>	133	<u>0%</u>
Total	939	939	719	626	-13%

JAIL BED COUNT**					
Adult Male	626	681	681	681	0%
Adult Female	36	<u>57</u>	<u>57</u>	<u>57</u>	<u>0%</u>
Total	662	738	738	738	0%

JUVENILE OFFENDERS					
	Juvenile Male				
North Central Juvenile Correctional Facility	174	174	173	120	-31%
Pendleton Juvenile Correctional Facility	<u>391</u>	<u>391</u>	<u>371</u>	<u>151</u>	<u>-59%</u>
Total	565	565	544	271	-50%

Table 2 (Cont.)

Juvenile Female

	April Operational Capacity	May Operational Capacity	May Adjusted Operational Capacity*	May Ending Count	Percent +/- Capacity
LaPorte Juvenile Correctional Facility	62	62	60	41	-32%

TOTALS					
	April Operational Capacity	May Operational Capacity	May Adjusted Operational Capacity*	May Ending Count	Percent +/- Capacity
GRAND TOTAL FOR ALL ADULT MALES (Includes Jail Bed Count and Contracted Beds)	26,836	26,891	23,566	21,394	-9%
TOTAL FOR ADULT MALES IDOC FACILITIES ONLY	26,092	26,092	22,765	20,667	-9%
GRAND TOTAL FOR ALL ADULT FEMALES (Includes Jail Bed Count and Contracted Beds)	3,156	3,177	2,697	2,165	-20%
TOTAL FOR ADULT FEMALES IDOC FACILITIES ONLY	3,075	3,075	2,595	2,074	-20%
TOTAL FOR JUVENILE MALES	565	565	544	271	-50%
TOTAL FOR JUVENILE FEMALES	62	62	60	41	-32%
GRAND TOTAL FOR THE DEPARTMENT (Includes Jail Bed Count** and Contracted Beds)	30,619	30,695	26,867	23,871	-11%
GRAND TOTAL FOR THE DEPARTMENT (Excludes Jail Bed Count and Contracted Beds)	29,794	29,794	25,964	23,053	-11%

*Adjusted Operational Capacity includes Intake Beds and excludes Down, Held, and Segregation/Infirmary, and Program/Treatment Hold Beds.

**Jail Bed Counts - IDOC offender Jail Bed holding is demand-based, therefore Jail Bed Percent Capacity is always 0%. Jail Bed Operational Capacity is determined by each county's availability and fluctuates from month to month.

Sources: Planning Division Facility Body Count Report
 Planning Division Juvenile Daily Count Report
 OIS - Jail Bed Count
 Operational Support Services - Vacancy Report

Indiana Department of Correction
Table 3
Facility Population on the First Day of Each Month
(Excludes County Jail "Back-ups" & Contracted Beds)

	Adult	Adult	Juvenile	Juvenile	
<u>2021</u>	<u>Male</u>	<u>Female</u>	<u>Male</u>	<u>Female</u>	<u>Total</u>
January	21,465	2,161	223	36	23,885
February	21,448	2,197	207	37	23,889
March	21,442	2,176	208	36	23,862
April	21,472	2,179	223	34	23,908
May	21,310	2,127	222	30	23,689
June	21,278	2,123	230	32	23,663
July	21,234	2,120	228	33	23,615
August	21,234	2,094	235	32	23,595
September	21,166	2,105	226	36	23,533
October	21,159	2,079	243	38	23,519
November	21,096	2,050	234	38	23,418
December	20,886	2,054	239	36	23,215
<u>2022</u>	<u>Adult</u>	<u>Adult</u>	<u>Juvenile</u>	<u>Juvenile</u>	<u>Total</u>
	<u>Male</u>	<u>Female</u>	<u>Male</u>	<u>Female</u>	
January	20,752	2,067	241	37	23,097
February	20,530	2,002	248	37	22,817
March	20,537	2,044	251	39	22,871
April	20,685	2,093	273	38	23,089
May	20,796	2,103	270	35	23,204
April	20,667	2,074	271	41	23,053

Source: Research Division Juvenile Daily Count Report

Indiana Department of Correction
Table 4
Parole Caseload on June 9th, 2022

<u>Parole District</u>	Indiana Parolees		Other Jurisdiction		<u>Total</u>
	<u>Adult Male</u>	<u>Adult Female</u>	<u>Adult Male</u>	<u>Adult Female</u>	
<i>Interstate Compact (PD0)*</i>	272	18	498	70	858
	<u>District Supervision Breakdown as follows:</u>				
Re-Entry Parole (PD1)	289	30	32	4	355
Fort Wayne (PD2)	656	69	40	8	773
Indianapolis (PD3)	1030	72	85	11	1,198
Evansville (P4A)	454	40	40	5	539
Terre Haute (P4B)	413	45	22	6	486
Bloomington (PD5)	325	38	34	7	404
Gary (PD6)	378	21	86	7	492
New Castle (PD7)	606	83	50	7	746
South Bend (PD8)	617	48	60	5	730
Madison (PD9)	286	35	49	10	380
Total	5,326	499	498	70	6,393

Total Parole Population on the First Day of Each Month

<u>Calendar Year 2022</u>	Indiana Parolees		Other Jurisdiction		<u>Total</u>
	<u>Adult Male</u>	<u>Adult Female</u>	<u>Adult Male</u>	<u>Adult Female</u>	
January	5,230	511	520	63	6,324
February	5,244	505	516	64	6,329
March	5,256	504	510	63	6,333
April	5,284	508	502	69	6,363
May	5,326	499	498	70	6,393

* Includes Indiana parolees who are serving their parole in another state, as well as offenders from other States being supervised in Indiana (Interstate Compact)

Sources: Juvenile Services
Parole Division



Adult Offender Statistics



Indiana Department of Correction
Table 5
Monthly Admissions and Releases- Adult Offenders
(Includes County Jail "Back-ups" & Contracted Beds)
May 2022

Admissions	Male	Female	Total
New Commitments	290	42	332
Parole Violators - New Commits	18	0	18
Parole Violators - Technical	52	6	58
Unsentenced (Safekeepers)	5	0	5
Return from Esc - Sec/NonSec Facility	0	0	0
Return from Escape - Non-Secure Facility	0	0	0
Return from Escape - CTP Absconds	0	0	0
Court Supervision Violators - New Commits	65	4	69
Court Supervision Violators - Technical	126	26	152
Return from CTP - New Commits	1	0	1
Return from CTP - Technical	10	1	11
Unknown (Missing Data)	0	0	0
Total Admissions	567	79	646

Releases	Male	Female	Total
Parole	323	34	357
Probation	259	52	311
Escape Secure Facility	0	0	0
Walk-Away - Non-Secure Facility	0	0	0
Discharged	70	10	80
Unsentenced Discharged	0	0	0
Other (i.e. Death)	9	0	9
Community Transition Program (CTP)	69	3	72
CTP Absconds	0	0	0
Unknown (Missing Data)	0	0	0
Total Releases	730	99	829

Of the 290 new commitments of male felons, 143 (49.3%) had a prior commitment.

Of the 42 new commitments of female felons, 9 (21.4%) had a prior commitment.

Effective July 1, 1998, misdemeanants are to be committed to DOC only under special circumstances (IC 11-12-6)

Sources: SAS-prsadm8.pgm, SAS - prisrel8.pgm

Indiana Department of Correction
Table 6
New Admissions by County of Commitment - Adult Offenders

May 2022

County	Felony Level												Total	County	Felony Level												Total
	Murder	FA	FB	FC	FD	F1	F2	F3	F4	F5	F6	Other*			Murder	FA	FB	FC	FD	F1	F2	F3	F4	F5	F6	Other*	
Adams	0	0	0	0	0	0	0	0	1	2	0	3	Madison	0	0	1	0	1	0	2	2	7	8	5	0	26	
Allen	2	0	1	0	1	0	1	7	9	26	8	55	Marion	4	2	2	1	0	4	11	22	24	47	1	0	118	
Bartholomew	1	0	0	0	0	0	0	2	3	2	2	10	Marshall	0	0	0	0	0	1	3	1	1	4	0	0	10	
Benton	0	0	0	0	0	0	0	0	0	0	0	0	Martin	0	0	0	0	0	0	0	0	1	0	0	1	1	
Blackford	0	0	0	0	0	0	0	1	0	1	1	3	Miami	0	0	0	0	0	1	0	0	0	0	0	0	1	
Boone	0	0	1	0	0	0	0	0	0	1	1	3	Monroe	0	0	0	0	0	0	0	1	4	0	0	0	5	
Brown	0	0	0	0	0	0	0	0	0	0	0	0	Montgomery	1	0	0	0	0	0	1	1	0	0	2	0	5	
Carroll	0	0	0	0	0	0	0	0	0	0	1	1	Morgan	0	0	0	0	0	0	0	1	1	2	1	0	5	
Cass	0	0	0	0	0	0	1	0	0	8	2	3	Newton	0	0	0	0	0	0	0	0	1	0	0	0	1	
Clark	0	0	0	0	0	0	0	1	0	2	0	3	Noble	0	0	0	0	0	0	0	1	3	3	0	0	7	
Clay	0	0	0	0	0	0	0	0	1	0	0	1	Ohio	0	0	0	0	0	0	0	0	0	0	0	0	0	
Clinton	0	0	0	0	0	0	0	1	0	1	0	2	Orange	0	0	0	0	0	0	1	0	0	0	0	0	1	
Crawford	0	0	0	0	0	0	0	0	0	0	0	0	Owen	0	0	0	0	0	0	0	0	0	0	0	0	0	
Daviess	0	0	0	1	0	0	0	1	0	0	0	2	Parke	0	0	0	0	0	0	0	0	1	1	1	0	3	
Dearborn	0	0	0	0	0	0	0	0	2	0	0	2	Perry	0	0	0	0	0	0	0	0	0	0	0	0	0	
Decatur	0	0	0	0	0	0	1	0	2	2	2	7	Pike	0	0	0	0	0	1	0	0	0	1	0	0	2	
DeKalb	0	0	0	0	0	0	0	0	1	2	0	3	Porter	0	0	0	0	0	0	1	1	0	0	0	0	2	
Delaware	1	0	0	0	0	0	0	0	1	2	1	5	Posey	0	0	0	0	0	0	1	1	1	1	0	0	4	
Dubois	0	0	0	0	0	0	0	0	0	1	2	3	Pulaski	1	0	0	0	0	0	0	0	0	0	0	0	1	
Elkhart	0	0	1	0	0	3	0	3	0	4	2	13	Putnam	0	0	0	0	0	0	0	1	0	1	0	0	2	
Fayette	0	0	0	0	0	0	0	0	1	0	0	1	Randolph	0	0	0	0	0	0	0	0	0	0	0	0	0	
Floyd	0	0	0	0	0	0	0	0	0	0	0	0	Ripley	0	0	0	0	0	0	0	0	0	2	1	0	3	
Fountain	0	0	0	0	0	0	0	0	0	1	0	1	Rush	0	0	0	0	0	0	0	1	1	1	3	0	6	
Franklin	0	0	0	0	0	0	0	0	0	1	0	1	St. Joseph	2	0	0	0	0	2	0	3	0	6	2	0	15	
Fulton	0	0	0	0	0	0	0	0	0	1	0	1	Scott	0	0	0	0	0	0	0	0	1	2	0	0	3	
Gibson	0	0	0	0	0	0	0	0	0	4	0	4	Shelby	0	0	0	0	0	0	0	0	1	0	0	0	1	
Grant	0	0	0	0	0	0	0	1	1	2	2	6	Spencer	0	0	0	0	0	0	0	0	0	0	1	0	1	
Greene	0	0	0	0	0	0	0	2	1	2	0	5	Starke	0	0	0	0	0	0	0	0	0	0	0	0	0	
Hamilton	0	0	0	0	0	2	0	0	1	7	0	10	Steuben	0	0	0	0	0	0	1	0	0	0	0	0	1	
Hancock	0	0	0	0	0	0	0	1	0	2	0	3	Sullivan	0	0	0	0	0	0	0	0	1	1	0	0	2	
Harrison	0	0	0	0	0	0	0	0	1	0	0	1	Switzerland	0	0	0	0	0	0	0	0	0	0	1	0	1	
Hendricks	0	0	0	0	0	0	2	1	2	2	1	8	Tippecanoe	0	0	0	0	0	1	2	2	1	9	6	0	21	
Henry	0	0	0	0	0	0	0	1	1	1	0	3	Tipton	0	0	0	0	0	0	0	0	0	0	0	0	0	
Howard	0	0	0	0	0	0	0	2	1	1	0	4	Union	0	0	0	0	0	0	0	0	0	0	0	0	0	
Huntington	0	1	0	0	0	1	0	1	0	1	1	5	Vanderburgh	0	0	0	0	0	1	4	2	3	6	7	0	23	
Jackson	0	0	0	0	0	0	0	1	1	2	0	4	Vermillion	0	0	0	0	0	0	0	0	0	0	0	0	0	
Jasper	0	0	0	0	0	0	1	0	1	1	0	3	Vigo	0	0	0	0	0	0	0	0	0	5	0	0	5	
Jay	0	0	0	0	0	0	0	0	3	2	1	6	Wabash	0	0	0	0	0	0	0	1	1	1	0	0	3	
Jefferson	0	0	0	0	0	0	0	0	2	3	0	5	Warren	0	0	0	1	0	0	0	0	0	0	1	0	2	
Jennings	0	0	0	0	0	0	0	1	2	3	0	6	Warrick	0	0	0	0	0	0	0	0	2	1	0	0	3	
Johnson	0	0	1	0	0	0	0	3	2	5	3	14	Washington	0	0	0	0	0	0	0	1	2	3	2	0	8	
Knox	0	0	0	0	0	0	0	0	1	0	2	3	Wayne	0	0	0	0	0	0	0	1	2	3	0	0	6	
Kosciusko	0	0	0	0	0	0	0	2	0	0	1	3	Wells	0	0	0	0	0	0	0	0	1	1	2	0	4	
LaGrange	0	0	0	0	0	0	0	0	0	2	0	2	White	0	0	0	0	0	0	0	0	1	0	0	0	1	
Lake	0	0	0	1	0	0	0	1	1	5	0	8	Whitley	0	0	0	0	0	0	1	0	1	0	0	0	2	
LaPorte	0	0	0	0	0	0	0	0	2	3	0	5	Unknown	0	0	0	0	0	0	0	0	0	0	0	3	3	
Lawrence	0	0	0	0	0	0	0	1	2	3	0	6	Totals	12	3	7	4	2	17	34	77	106	217	71	3	553	

Data based on Most Serious Offense and includes only New- and Reccommitments.
Parole violators are not included.
*"Other" may include missing, habitual offense, contempt of court, or misdemeanor.
***"Unknown" represents offenders who were sentenced to DOC, but County of Commitment data was unavailable.
Source: Prsadm7.pgm

Indiana Department of Correction

Table 7

Release Type by County of Commitment - Adult Offenders

May 2022

County	Release Type				Total	County	Release Type				Total
	Parole	Probation	Discharged	CTP			Parole	Probation	Discharged	CTP	
Adams	2	0	0	0	2	Madison	22	16	7	5	50
Allen	24	22	4	9	59	Marion	71	57	16	1	145
Bartholomew	3	2	0	0	5	Marshall	1	3	1	4	9
Benton	0	1	0	0	1	Martin	1	0	0	0	1
Blackford	1	0	1	0	2	Miami	0	2	0	0	2
Boone	3	3	0	0	6	Monroe	4	2	1	0	7
Brown	0	0	0	0	0	Montgomery	3	1	2	1	7
Carroll	0	0	0	0	0	Morgan	4	1	0	0	5
Cass	4	2	1	4	11	Newton	1	0	0	0	1
Clark	3	2	0	0	5	Noble	2	1	0	0	3
Clay	2	1	0	0	3	Ohio	0	1	0	0	1
Clinton	4	1	1	1	7	Orange	2	2	1	0	5
Crawford	0	1	0	0	1	Owen	0	0	0	0	0
Daviess	2	3	0	0	5	Parke	1	0	1	0	2
Dearborn	4	6	0	0	10	Perry	2	1	0	0	3
Decatur	7	5	0	1	13	Pike	0	0	0	0	0
DeKalb	3	0	1	0	4	Porter	1	0	0	0	1
Delaware	2	4	0	2	8	Posey	2	1	0	0	3
Dubois	2	2	0	0	4	Pulaski	0	0	0	0	0
Elkhart	12	27	1	1	41	Putnam	2	0	1	0	3
Fayette	1	1	2	3	7	Randolph	1	0	0	0	1
Floyd	0	1	0	0	1	Ripley	0	3	2	0	5
Fountain	1	0	1	0	2	Rush	1	0	0	0	1
Franklin	3	1	1	0	5	St. Joseph	5	8	0	1	14
Fulton	1	0	0	0	1	Scott	2	2	2	1	7
Gibson	1	2	0	0	3	Shelby	5	9	0	0	14
Grant	6	2	1	6	15	Spencer	1	0	0	0	1
Greene	1	4	0	0	5	Starke	0	0	0	2	2
Hamilton	5	4	1	0	10	Steuben	2	0	0	0	2
Hancock	3	1	0	0	4	Sullivan	0	4	0	0	4
Harrison	2	4	1	0	7	Switzerland	0	1	0	0	1
Hendricks	2	3	0	0	5	Tippecanoe	6	17	1	5	29
Henry	7	1	2	0	10	Tipton	0	0	0	0	0
Howard	2	6	2	1	11	Union	0	0	0	0	0
Huntington	5	12	2	0	19	Vanderburgh	20	4	7	6	37
Jackson	2	1	1	1	5	Vermillion	3	1	0	0	4
Jasper	1	3	0	1	5	Vigo	5	3	0	4	12
Jay	2	3	0	1	6	Wabash	4	1	1	1	7
Jefferson	1	1	0	0	2	Warren	0	1	0	1	2
Jennings	1	2	1	0	4	Warrick	1	1	0	0	2
Johnson	12	9	3	0	24	Washington	0	0	0	0	0
Knox	1	1	0	0	2	Wayne	12	4	1	0	17
Kosciusko	5	2	0	0	7	Wells	3	2	0	1	6
LaGrange	1	2	0	0	3	White	0	0	0	1	1
Lake	13	4	4	4	25	Whitley	2	4	0	0	6
LaPorte	6	6	2	1	15	Unknown	0	0	0	0	0
Lawrence	2	0	3	2	7	Totals	357	311	80	72	820

This data excludes Temporary Moves, Safekeepers, Predispositions, Escapes, Deaths, releases from CTP and releases from Out of State Parole.

*"Unknown" represents offenders who were sentenced to DOC, but County of Commitment data was unavailable.

Source: prisrel7.pgm

Indiana Department of Correction
Table 8
The Number of Department of Correction Offenders
Held in County Jails*
June 1, 2022

<u>County</u>	<u>Adult Male</u>	<u>Adult Female</u>	<u>County</u>	<u>Adult Male</u>	<u>Adult Female</u>	<u>County</u>	<u>Adult Male</u>	<u>Adult Female</u>
Adams	6	0	Hendricks	14	0	Pike	4	1
Allen	48	3	Henry**	3	0	Porter	3	0
Bartholomew	13	2	Howard	9	1	Posey	7	0
Benton	0	0	Huntington	9	2	Pulaski**	0	0
Blackford**	0	0	Jackson	10	0	Putnam**	2	0
Boone	2	2	Jasper	3	0	Randolph	1	0
Brown	0	0	Jay	7	4	Ripley	5	0
Carroll	3	1	Jefferson	17	1	Rush	9	1
Cass	4	1	Jennings	5	0	St. Joseph	11	0
Clark	7	0	Johnson	21	1	Scott	2	1
Clay	3	1	Knox**	5	0	Shelby	4	0
Clinton	3	0	Kosciusko	10	0	Spencer**	12	0
Crawford**	1	0	LaGrange	2	1	Starke	0	0
Daviess	3	0	Lake	6	0	Steuben	5	0
Dearborn	18	0	LaPorte	13	0	Sullivan	1	0
Decatur	7	0	Lawrence	11	2	Switzerland	2	0
DeKalb	4	0	Madison	16	10	Tippecanoe	25	3
Delaware	20	1	Marion	61	0	Tipton	1	0
Dubois	5	0	Marshall	11	0	Union	0	0
Elkhart	26	2	Martin	1	1	Vanderburgh	17	3
Fayette	8	0	Miami	4	0	Vermillion	2	0
Floyd	2	1	Monroe	13	0	Vigo	6	1
Fountain	3	0	Montgomery	8	0	Wabash	6	0
Franklin	0	0	Morgan	8	0	Warren	3	0
Fulton	1	0	Newton	1	0	Warrick	3	0
Gibson	3	0	Noble	9	1	Washington	6	2
Grant	11	1	Ohio	0	0	Wayne	20	3
Greene	7	0	Orange**	2	1	Wells**	2	0
Hamilton	13	1	Owen	2	1	White	2	0
Hancock	1	0	Parke	5	0	Whitley	5	0
Harrison**	4	0	Perry	3	0	Total	681	57

* Data is based on known frequencies reported by the counties; some county data may be missing

** County Jail Substance Abuse Programs

Source: Offender Movement

Indiana Department of Correction
Table 9
Community Transition Program
Average Daily Populations

<u>Month</u>	<u>2017</u>	<u>2018</u>	<u>2019</u>	<u>2020</u>	<u>2021</u>	<u>2022</u>
January	465	392	382	338	301	264
February	475	402	379	338	304	275
March	475	411	372	317	300	286
April	481	441	376	278	291	281
May	487	443	396	279	270	267
June	481	398	379	241	291	
July	445	386	393	256	293	
August	421	395	336	254	275	
September	400	387	330	262	270	
October	385	384	324	259	271	
November	389	366	323	270	261	
December	<u>372</u>	<u>381</u>	<u>339</u>	<u>275</u>	<u>262</u>	
YEARLY AVERAGE	440	399	361	281	282	

Source: CTP Database and OIS Warmbody

Indiana Department Of Correction
Table 10
Community Transition Program
May 2022 Release Information (Felony Level A-D)

Total number of offenders eligible to be released =		117
Felony A and B total =	110	
Felony C total =	3	
Felony D total =	0	
Murder =	4	
Total number of offenders transitioned to counties for CTP =		11
By default (lack of response from judge)		
Felony A or B =	0	
Felony C =	0	
Felony D =	0	
By approval by court order from judge		
Felony A or B =	10	
Felony C =	1	
Felony D =	0	
Murder =	0	
Total number of offenders transitioned to counties then returned to DOC due to refusal (court ordered denial upon receipt of offender) =		0
Total number of court ordered denials =		74
Felony A or B =	69	
Felony C =	1	
Felony D =	0	
Murder =	4	
Total number of Felony A or B, or Murder denials by default (no response from judge) =		20
Total number of offenders who became ineligible after eligibility determined but prior to CTP commencement date (reasons include change in Earliest Possible Release Date, change in warrant status, released to probation or to parole, other miscellaneous) =		12
Felony A or B =	11	
Felony C =	1	
Felony D =	0	
Murder =	0	

Source: SAS - CTP2 Adms

Indiana Department Of Correction
Table 10
Community Transition Program
May 2022 Release Information (Felony Level A-D)

Total number of offenders eligible to be released =		284
Felony 1 and 2 total =	12	
Felony 3 and 4 total =	128	
Felony 5 and 6 total =	144	
Total number of offenders transitioned to counties for CTP =		60
By default (lack of response from judge)		
Felony 1 and 2 total =	0	
Felony 3 and 4 total =	0	
Felony 5 and 6 total =	21	
By approval by court order from judge		
Felony 1 and 2 total =	4	
Felony 3 and 4 total =	22	
Felony 5 and 6 total =	13	
Total number of offenders transitioned to counties then returned to DOC due to refusal (court ordered denial upon receipt of offender) =		0
Total number of court ordered denials =		159
Felony 1 and 2 total =	5	
Felony 3 and 4 total =	72	
Felony 5 and 6 total =	82	
Total number of Felony 1 or 2 denials by default (no response from judge) =		3
Total number of offenders who became ineligible after eligibility determined but prior to CTP commencement date (reasons include change in Earliest Possible Release Date, change in warrant status, released to probation or to parole, other miscellaneous) =		43
Felony 1 and 2 total =	0	
Felony 3 and 4 total =	15	
Felony 5 and 6 total =	28	

Source: SAS - CTP2 Adms

Indiana Department of Correction
Table 11
Total Number of Felony Offenses
Committed to the Indiana Department of Correction

May 2022

Felony Level	Primary Offense	Secondary Offense	May-22		This Calendar Year	
			SEX		SEX	
			F	M	F	M
A Felony	Child Molesting (35-42-4-3)		-	-	-	11
	Criminal Deviate Conduct (35-42-4-2)		-	-	-	4
	Dealing Cocaine or Narcotic Drug (35-48-4-1)		-	2	-	5
	Dealing Sched I, II, or III Cntrld Sub (35-48-4-2)		-	1	1	3
	Rape (35-42-4-1)		-	-	-	4
	Robbery (35-42-5-1)		-	-	1	1
	Voluntary Manslaughter (35-42-1-3)		-	-	1	2
A Felony Total			0	3	3	30

Felony Level	Primary Offense	Secondary Offense	May-22		This Calendar Year	
			SEX		SEX	
			F	M	F	M
B Felony	Arson (35-43-1-1)		-	-	-	1
	Burglary (35-43-2-1)		-	3	-	14
	Child Molesting (35-42-4-3)		-	1	-	1
	Criminal Confinement (35-42-3-3)		-	-	-	1
	Criminal Deviate Conduct (35-42-4-2)		-	-	-	1
	Dealing Cocaine or Narcotic Drug (35-48-4-1)		1	-	1	11
	Dealing Methamphetamine (35-48-4-1.1)		-	1	1	7
	Dealing Sched I, II, or III Cntrld Sub (35-48-4-2)		-	-	-	5
	Felon in Possession of a Firearm (35-47-4-5)		-	2	-	4
	Incest (35-46-1-3)		-	-	-	3
	Operating Vehicle Intoxicated/Death (9-30-5-5)		-	-	-	2
	Possession Methamphetamine (35-48-4-6.1)		-	-	-	1
	Possession of Cocaine or Narcotic Drug (35-48-4-6)		-	-	1	1
	Robbery (35-42-5-1)		-	3	-	7
	Sexual Misconduct with a Minor (35-42-4-9)		-	-	-	8
	Voluntary Manslaughter (35-42-1-3)		-	-	-	1
	B Felony Total			1	10	3

Felony Level	Primary Offense	Secondary Offense	May-22		This Calendar Year	
			SEX		SEX	
			F	M	F	M
C Felony	Battery (35-42-2-1)		-	-	-	2
	Burglary (35-43-2-1)		-	3	-	5
	Child Molesting (35-42-4-3)		-	1	-	5
	Corrupt Business Influence (35-45-6-2)		-	-	1	-
	Criminal Confinement (35-42-3-3)		-	-	-	1
	Dealing Sched IV Controlled Substance (35-48-4-3)		-	1	-	1
	Forgery (35-43-5-2)		-	-	-	3
	Neglect of a Dependent (35-46-1-4)		1	-	1	-
	Non-Support of Dependent Child (35-46-1-5)		-	1	-	4
	Operating Vehicle Intoxicated/Death (9-30-5-5)		-	-	-	1
	Operating Vehicle w/Lifetime Suspension (9-30-10-17)		-	-	-	2
	Possession of Controlled Substance (35-48-4-7)		-	-	-	1
	Reckless Homicide (35-42-1-5)		-	1	-	1
	Sexual Battery (35-42-4-8)		-	-	-	1
	Sexual Misconduct with a Minor (35-42-4-9)		-	-	-	2
C Felony Total			1	7	2	29

Felony Level	Primary Offense	Secondary Offense	May-22		This Calendar Year	
			SEX		SEX	
			F	M	F	M
D Felony	Child Molesting (35-42-4-3)		-	1	-	1
	Child Seduction (35-42-4-7)		-	2	-	2
	Child Solicitation (35-42-4-6)		-	-	-	1
	Driving While Suspended/Oper Veh HTV (9-30-10-16)		-	1	-	1
	Fraud (35-43-5-4)		-	-	-	1
	Operating Vehicle Intox-Prior (9-30-5-3)		-	-	-	1
	Possession of Cocaine or Narcotic Drug (35-48-4-6)		-	-	-	1
	Possession of Controlled Substance (35-48-4-7)		-	-	-	1
	Resisting Law Enforcement (35-44-3-3)		-	1	-	1
	Sale of Legend Drug (16-42-19-11)		-	-	-	1
	Theft, Receiving Stolen Property (35-43-4-2)		-	-	-	2
	Vicarious Sexual Gratification (35-42-4-5)		-	1	-	1
D Felony Total			0	6	0	14

Felony Level	Primary Offense	Secondary Offense	May-22		This Calendar Year	
			SEX		SEX	
			F	M	F	M
Level 1 Felony	Aiding, Inducing or Causing an Offense (35-41-2-4)	Murder (35-42-1-1)	1	-	1	-
	Attempted Murder (35-42-1-1(1))		-	-	-	1
	Attempt to Commit a Felony (35-41-5-1)		-	1	-	1
		Child Molesting (35-42-4-3)	-	2	-	2
		Murder (35-42-1-1)	-	4	1	11
		Sexual Misconduct with a Minor (35-42-4-9)	-	-	-	1
	Burglary (35-43-2-1)		-	-	-	1
	Child Molesting (35-42-4-3)		-	9	1	47
	Conspiracy (35-41-5-2)	Murder (35-42-1-1)	-	-	2	1
	Criminal Gang Enhancement (35-50-2-15)		-	-	-	1
	Dealing a Substance Resulting in Death		-	1	1	2
	Firearm Enhancement (35-50-2-11)		-	-	-	2
	Habitual Offender (35-50-2-8)		-	1	1	4
	Neglect of a Dependent/Death (35-46-1-4)		-	2	1	3
	Rape (35-42-4-1)		-	-	-	2
	Level 1 Felony Total			1	20	8

Felony Level	Primary Offense	Secondary Offense	May-22		This Calendar Year	
			SEX		SEX	
			F	M	F	M
Level 2 Felony	Aiding, Inducing or Causing an Offense (35-41-2-4)	Dealing Methamphetamine (35-48-4-1.1)	-	-	-	1
		Voluntary Manslaughter (35-42-1-3)	-	1	-	1
	Attempt to Commit a Felony (35-41-5-1)	Robbery (35-42-5-1)	-	1	-	1
		Voluntary Manslaughter (35-42-1-3)	-	-	-	1
	Battery (35-42-2-1)		-	-	-	1
	Burglary (35-43-2-1)		-	1	-	4
	Child Seduction (35-42-4-7)		-	-	-	1
	Dealing Cocaine or Narcotic Drug (35-48-4-1)		1	5	4	27
	Dealing Methamphetamine (35-48-4-1.1)		5	9	28	75
	Dealing Sched I, II, or III Cntrl'd Sub (35-48-4-2)		1	2	1	10
	Habitual Offender (35-50-2-8)		-	-	1	-
	Kidnapping (35-42-3-2)		-	-	-	1
	Pharmacy Robbery (35-42-5-1)		-	-	-	1
	Possession - Destruct Device (35-47.5-5-2)		-	-	-	1
	Robbery (35-42-5-1)		-	7	-	14
	Sexual Misconduct with a Minor (35-42-4-9)		-	-	-	1
Voluntary Manslaughter (35-42-1-3)		1	2	2	9	
Level 2 Felony Total			8	28	36	149

Felony Level	Primary Offense	Secondary Offense	May-22		This Calendar Year	
			SEX		SEX	
			F	M	F	M
Level 3 Felony	Aggravated Battery (35-42-2-1.5)		-	8	4	43
	Aiding, Inducing or Causing an Offense (35-41-2-4)	Aggravated Battery (35-42-2-1.5)	-	-	1	1
		Dealing Methamphetamine (35-48-4-1.1)	-	-	-	1
		Robbery (35-42-5-1)	-	-	-	1
	Arson (35-43-1-1)		1	-	2	-
	Attempt to Commit a Felony (35-41-5-1)	Aggravated Battery (35-42-2-1.5)	-	1	-	3
		Child Molesting (35-42-4-3)	-	-	-	1
		Robbery (35-42-5-1)	-	2	-	2
	Battery (35-42-2-1)		-	4	-	8
	Burglary (35-43-2-1)		-	1	1	4
	Child Molesting (35-42-4-3)		-	6	2	19
	Criminal Confinement (35-42-3-3)		-	3	-	19
	Dealing Cocaine or Narcotic Drug (35-48-4-1)		1	4	7	25
	Dealing Methamphetamine (35-48-4-1.1)		4	9	16	48
	Dealing Sched I, II, or III Cntrld Sub (35-48-4-2)		-	-	-	1
	Dealing Sched IV Cntrld Sub (35-48-4-3)		-	-	1	2
	Domestic Battery SBI Under 14 (35-42-2-1.3A)		-	-	-	1
	Human Sexual Trafficking (35-42-3.5-1)		-	-	-	3
	Neglect of a Dependent/Death (35-46-1-4)		3	3	5	11
	Possession of Cocaine or Narcotic Drug (35-48-4-6)		-	4	1	13
	Possession of Meth (35-48-4-6.1)		1	4	18	24
	Rape (35-42-4-1)		-	6	-	25
	Resisting Law Enforcement (35-44.1-3-1)		-	-	-	2
Robbery (35-42-5-1)		-	23	15	101	
Level 3 Felony Total			10	78	73	358

Felony Level	Primary Offense	Secondary Offense	May-22		This Calendar Year	
			SEX		SEX	
			F	M	F	M
Level 4 Felony	Arson (35-43-1-1)		-	8	-	15
	Attempt to Commit a Felony (35-41-5-1)	Burglary (35-43-2-1)	-	-	-	2
		Conspiracy (35-41-5-2)	-	-	-	1
		Burglary (35-43-2-1)	4	17	17	92
	Child Exploitation (35-42-4-4)		-	1	1	9
	Child Molesting (35-42-4-3)		-	18	1	64
	Child Solicitation (35-42-4-6)		-	4	-	16
	Conspiracy (35-41-5-2)	Dealing Methamphetamine (35-48-4-1.1)	-	-	1	-
	Criminal Confinement (35-42-3-3)		-	-	1	3
	Dealing Cocaine or Narcotic Drug (35-48-4-1)		-	10	6	32
	Dealing Methamphetamine (35-48-4-1.1)		1	17	25	65
	Dealing Sched I, II, or III Cntrld Sub (35-48-4-2)		1	1	3	4
	Dealing Sched IV Controlled Substance (35-48-4-3)		-	-	1	3
	Escape 35-44.1-3-4		-	1	-	5
	Felon in Possession of a Firearm (35-47-4-5)		1	25	5	135
	Habitual Offender (35-50-2-8)		-	1	-	1
	Human Sexual Trafficking (35-42-3.5-1)		-	-	-	1
	Incest (35-46-1-3)		-	-	-	5
	Kidnapping(35-42-3-2)		-	-	-	1
	Leaving Scene of Accident with Serious Bodily Injury		-	3	-	3
	Manufacturing Meth (35-48-4-1.2)		-	-	-	1
	Operating Motor Vehicle While Intoxicated - Catastrophic Injury (9-30-5-5(A3))		-	-	1	-
	Operating Vehicle Intoxicated/Death (9-30-5-5)		2	5	4	14
	Operating a Vehicle While Intoxicated Causing Serious Bodily Injury		-	1	1	2
	Possession of Cocaine or Narcotic Drug (35-48-4-6)		-	2	-	11
	Possession of Dangerous Device (35-44.1-3-7)		-	-	-	3
	Possession of Meth (35-48-4-6.1)		5	11	20	60
	Promoting Prostitution, under 18 (35-45-4-4)		-	-	-	1
	Sexual Battery (35-42-4-8)		-	1	-	3
	Sexual Misconduct with a Minor (35-42-4-9)		1	5	1	36
	Stalking (35-45-10-5)		-	-	-	1
	Vicarious Sexual Gratification (35-42-4-5)		-	-	-	2
	Level 4 Felony Total			15	131	88

Felony Level	Primary Offense	Secondary Offense	May-22		This Calendar Year	
			SEX		SEX	
			F	M	F	M
Level 5 Felony	Aiding, Inducing or Causing an Offense (35-41-2-4)	Dealing in Methamphetamine (35-48-4-1.1)	1	-	1	-
	Assisting a Criminal (35-44.1-2-5)		-	1	-	5
	Attempt to Commit a Felony (35-41-5-1)	Child Seduction (35-41-5-1)	-	-	-	1
		Obstruction of Justice (35-44-3-4)	-	1	-	1
		Robbery (35-42-5-1)	-	-	1	-
	Auto Theft, Receiving Stolen Parts (35-43-4-2.5)		-	1	1	4
	Battery (35-42-2-1)		1	31	20	152
	Bribery (35-44.1-1-2)		-	-	1	-
	Burglary (35-43-2-1)		6	24	10	106
	Child Exploitation (35-42-4-4)		1	1	1	27
	Child Pornography (35-42-4-4(C))		-	-	-	2
	Child Seduction (35-42-4-7)		-	-	-	1
	Child Solicitation (35-42-4-6)		-	2	-	8
	Conspiracy (35-41-5-2)	Fraud on Financial Institution (35-43-5-8)	-	-	1	-
		Obstruction of Justice (35-44-3-4)	-	-	-	1
	Conversion (35-43-4-3)		-	-	-	1
	Corrupt Business Influence (35-45-6-2)		-	1	3	9
	Criminal Confinement (35-42-3-3)		-	8	1	31
	Criminal Recklessness (35-42-2-2)		-	1	1	17
	Dealing Cocaine or Narcotic Drug (35-48-4-1)		2	4	12	22
	Dealing Marijuana, Hash Oil, or Hashish (35-48-4-10)		-	1	1	8
	Dealing Methamphetamine (35-48-4-1.1)		3	24	35	90
	Dealing Sched I, II, or III Cntrl Sub (35-48-4-2)		1	2	1	5
	Dealing Sched IV Cntrl Sub (35-48-4-3)		1	-	2	-
	Dealing in Methamphetamine (35-48-4-1.1)		2	5	16	28
	Dealing/Poss. Look-Alike Subs (35-48-4-4.6)		-	1	1	2
	Disarm/Attempt to Disarm an Officer (35-44.1-3-2)		-	-	2	3
	Domestic Battery (35-42-2-1.3)		2	23	9	119
	Escape (35-44.1-3-4)		1	1	11	19
	Fail to Stop Acc Death (9-26-1-1.1)		-	-	1	-
	Failure to Register as a Sex Offender (11-8-8-17)		-	8	-	46
	Firearm w/in One Mile of School (35-47-2-1)		2	31	8	125
	Fraud on Financial Institution (35-43-5-8)		-	-	2	13
	Habitual Felony Offender (35-50-2-8)		-	1	-	1
	Incest (35-46-1-3)		-	1	-	2
	Intimidation (35-45-2-1)		3	10	7	46
	Kidnapping (35-42-3-2)		-	-	2	5
	Neglect of a Dependent/Death (35-46-1-4)		4	1	10	10
	Non-Support of Dependent Child (35-46-1-5)		-	-	1	6
	Obliterating Handgun I.D. (35-47-2-18)		-	-	1	2
	Obstruction of Justice (35-44.1-2-2)		-	1	1	6
	Oper Veh Aft Life Susp (9-30-10-17)		2	16	8	51
	Operating Veh while Intoxicated (9-30-5-2)		-	1	-	3
	Operating Vehicle Intox-Prior (9-30-5-3)		-	1	-	1
	Operating Vehicle Intoxicated/Death (9-30-5-5)		-	-	-	2
	Operating Vehicle Intoxicated/Injury (9-30-5-4)		1	-	3	10
	Possession - Destruct Device (35-47.5-5-2)		-	1	-	2
	Possession - Machine Gun or Bomb (35-47-5-8)		-	1	-	3
	Possession of Cocaine or Narcotic Drug (35-48-4-6)		2	8	10	36
	Possession of Syringes or Needles (16-42-19-18)		-	-	1	-
Possession/Use of Legend Drug (16-42-19-13)		-	-	1	-	
Prov Gun to Inel Per (35-47-2.5-16)		-	-	-	1	
Reckless Homicide (35-42-1-5)		1	3	5	11	
Resisting Law Enforcement (35-44.1-3-1)		-	1	-	3	
Robbery (35-42-5-1)		-	13	3	40	
Sexual Misconduct with Service Provider (35.44.1-3-10)		-	-	-	1	
Sexual Misconduct with a Minor (35-42-4-9)		-	5	-	17	
Stalking (35-45-10-5)		-	3	-	11	
Strangulation (35-42-2-9)		-	-	-	11	
Theft, Receiving Stolen Property (35-43-4-2)		-	7	1	26	
Trafficking with an Inmate (35-44.1-3-5)		-	2	4	9	
Level 5 Felony Total			36	247	200	1162

Felony Level	Primary Offense	Secondary Offense	May-22		This Calendar Year	
			SEX		SEX	
			F	M	F	M
Level 6 Felony	Abuse of a Corpse (35-45-11-2)		-	2	-	3
	Aiding, Inducing or Causing an Offense (35-41-2-4)	Official Misconduct (35-44.1-1-1)	-	-	1	-
	Arson (35-43-1-1)		-	-	-	4
	Attempt to Commit a Felony (35-41-5-1)	Auto Theft, Receiving Stolen Parts (35-43-4-2.5)	-	-	1	-
		Disseminating Material Harmful to Minors (35-49-3-3)	-	-	-	1
		Residential Entry (35-43-2-1.5)	-	-	-	1
	Auto Theft, Receiving Stolen Parts (35-43-4-2.5)		2	14	11	35
	Battery (35-42-2-1)		2	5	8	29
	Child Exploitation (35-42-4-4)		-	-	-	2
	Conspiracy (35-41-5-2)	Dealing Sched III Substance (35-48-4-2(A))	-	-	1	-
	Contrib Delinquency (35-46-1-8)		-	-	-	1
	Controlled Substance Registration (35-48-4-14)		-	-	1	-
	Criminal Confinement (35-42-3-3)		-	2	1	8
	Criminal Confinement (35-42-3-3)		-	16	3	69
	Criminal Recklessness (35-42-2-2)		4	5	5	16
	Cruelty to Animals (35-46-3-12)		-	-	1	3
	Dealing Counterfeit Substance (35-48-4-5)		-	-	-	1
	Dealing Marijuana, Hash Oil, or Hashish (35-48-4-10)		-	2	-	8
	Dissemination of Matter Harmful to Minor (35-49-3-3)		-	-	-	7
	Escape (35-44.1-3-4)		1	11	15	65
	Fail to Reg Sex Off (11-8-8-17)		-	-	-	5
	Failure to Appear (35-44.1-2-9)		-	1	-	5
	Forgery, Counterfeiting, Application Fraud (35-43-5-2)		-	1	3	9
	Habitual Offender (35-50-2-8)		-	-	1	-
	Home Improvement Fraud (35-43-6-12)		-	-	-	3
	Identity Deception (35-43-5-3.5)		-	-	3	2
	Insurance Fraud (35-43-5-4.5)		-	1	1	6
	Intimidation (35-45-2-1)		1	4	4	39
	Invasion of Privacy (35-46-1-15.1)		2	3	2	20
	Leaving the Scene of an Accident(9-26-1-1.1)		-	2	-	4
	Maintain Common Nuisance (35-45-2-1(c))		1	3	3	6

Felony Level	Primary Offense	Secondary Offense	May-22		This Calendar Year		
			SEX		SEX		
			F	M	F	M	
Level 6 Felony (Cont'd)	Maintaining Common Nuisance (35-48-4-13)		-	-	1	4	
	Neglect of a Dependent/Death (35-46-1-4)		7	2	11	5	
	Non-Support of Dependent Child (35-46-1-5)		1	4	1	12	
	Obstruction of Justice (35-44.1-2-2)		1	3	2	8	
	Official Misconduct (35-44.1-1-1)		-	-	1	2	
	Oper Vehicle-Intox-Prev Conv (9-30-5-3)		-	-	1	7	
						1	
	Operating Vehicle Intoxicated-Contrld Sub (9-30-5-1)	Habitual Offender Controlled Substance (35-50-2-10)		-	3	1	9
	Operating Vehicle Intoxicated-Endanger (9-30-5-2)			-	6	3	26
						1	
						1	
	Operating Vehicle Intoxicated/Injury (9-30-5-4)	Habitual Offender Controlled Substance (35-50-2-10)		-	-	-	1
	Operating Vehicle-Habitual Violation (9-30-10-16)			1	8	2	19
	Pointing a Firearm (35-47-4-3)			-	4	-	12
	Poss Paraphernalia (35-48-4-8.3)			-	-	1	-
	Poss Precursors (35-48-4-14.5)			-	-	-	1
	Possession Sched IV Contrld Sub w/in 1,000 ft (35-48-4-7)			-	1	-	4
	Possession of Child Pornography (35-42-4-4(C))			-	-	-	1
	Possession of Cocaine or Narcotic Drug (35-48-4-6)			2	15	20	46
	Possession of Meth (35-48-4-6.1)			-	-	1	-
	Possession of Meth(35-48-4-6.1)			7	30	53	147
	Possession of Syringes or Needles (16-42-19-18)			2	15	14	58
	Possession or Use of Legend Drug (16-42-19-13)			1	-	2	2
	Residential Entry (35-43-2-1.5)			-	3	5	14
	Resisting Law Enforc (35-44.1-3-1)			1	22	3	85
	Sexual Battery (35-42-4-8)			-	2	-	6
	Sexual Misconduct with a Minor (35-42-4-9)			-	-	-	3
	Stalking (35-45-10-5)			-	1	-	2
	Strangulation (35-42-2-9)			-	6	-	21
	Synthetic ID Deception (35-43-5-3.8)			-	-	-	2
	Theft, Receiving Stolen Property (35-43-4-2)			3	16	14	80
	Visiting Common Nuisance (35-45-1-5(B))			1	-	1	-
	Voyeurism (35-45-4-5)			-	-	-	2
Welfare Fraud (35-43-5-7)			-	-	-	1	
Level 6 Felony Total			40	213	202	934	

Felony Level	Primary Offense	Secondary Offense	May-22		This Calendar Year	
			SEX		SEX	
			F	M	F	M
Murder	Murder (35-42-1-1)		2	10	7	40
Murder Total			2	10	7	40

Felony Level	Primary Offense	Secondary Offense	May-22		This Calendar Year	
			SEX		SEX	
			F	M	F	M
Habitual Offender	Habitual Offender (35-50-2-8)		-	2	-	12
	Habitual Offender Controlled Substance (35-50-2-10)		-	-	-	3
Habitual Offender Total			0	2	0	15

Grand Total	May-22		This Calendar Year	
	SEX		SEX	
	F	M	F	M
Grand Total	114	755	622	3469

Note: Offense data may not be available for all offenders at the time this table was prepared.
Only new commitments and probation violations are reported on this table.
Parole and Community Transition Program violators are excluded on this table.
Source: SAS - all.citations_mso.pgm

Indiana Department of Correction
 Table 12
 Number of New Admissions by Most Serious Offense
 Committed to the Indiana Department of Correction

May 2022

Felony Level	Primary Offense	Secondary Offense	May-22		This Calendar Year	
			SEX		SEX	
			F	M	F	M
Level A Felony	Child Molesting (35-42-4-3)		-	-	-	5
	Dealing Cocaine or Narcotic Drug (35-48-4-1)		-	2	-	5
	Dealing Sched I, II, or III Cntrl'd Sub (35-48-4-2)		-	1	1	2
	Rape (35-42-4-1)		-	-	-	3
	Robbery (35-42-5-1)		-	-	1	1
	Voluntary Manslaughter (35-42-1-3)		-	-	1	1
Level A Felony			0	3	3	17

Felony Level	Primary Offense	Secondary Offense	May-22		This Calendar Year	
			SEX		SEX	
			F	M	F	M
Level B Felony	Arson (35-43-1-1)		-	-	-	1
	Burglary (35-43-2-1)		-	2	-	12
	Child Molesting (35-42-4-3)		-	1	-	1
	Criminal Confinement (35-42-3-3)		-	-	-	1
	Criminal Deviate Conduct (35-42-4-2)		-	-	-	1
	Dealing Cocaine or Narcotic Drug (35-48-4-1)		1	-	1	8
	Dealing Methamphetamine (35-48-4-1.1)		-	1	1	7
	Dealing Sched I, II, or III Cntrl'd Sub (35-48-4-2)		-	-	-	5
	Felon in Possession of a Firearm (35-47-4-5)		-	1	-	3
	Operating Vehicle Intoxicated/Death (9-30-5-5)		-	-	-	1
	Possession Methamphetamine (35-48-4-6.1)		-	-	-	1
	Possession of Cocaine or Narcotic Drug (35-48-4-6)		-	-	1	1
	Robbery (35-42-5-1)		-	1	-	3
	Sexual Misconduct with a Minor (35-42-4-9)		-	-	-	4
	Voluntary Manslaughter (35-42-1-3)		-	-	-	1
Level B Felony Total			1	6	3	50

Felony Level	Primary Offense	Secondary Offense	May-22		This Calendar Year	
			SEX		SEX	
			F	M	F	M
Level C Felony	Battery (35-42-2-1)		-	-	-	1
	Burglary (35-43-2-1)		-	-	-	1
	Child Molesting (35-42-4-3)		-	-	-	2
	Corrupt Business Influence (35-45-6-2)		-	-	1	-
	Criminal Confinement (35-42-3-3)		-	-	-	1
	Dealing Sched IV Controlled Substance (35-48-4-3)		-	1	-	1
	Forgery (35-43-5-2)		-	-	-	3
	Neglect of a Dependent (35-46-1-4)		1	-	1	-
	Non-Support of Dependent Child (35-46-1-5)		-	1	-	4
	Operating Vehicle Intoxicated/Death (9-30-5-5)		-	-	-	1
	Operating Vehicle w/Lifetime Suspension (9-30-10-17)		-	-	-	2
	Possession of Controlled Substance (35-48-4-7)		-	-	-	1
	Reckless Homicide (35-42-1-5)		-	1	-	1
		Sexual Misconduct with a Minor (35-42-4-9)		-	-	-
Level C Felony Total			1	3	2	19

Felony Level	Primary Offense	Secondary Offense	May-22		This Calendar Year	
			SEX		SEX	
			F	M	F	M
Level D Felony	Child Seduction (35-42-4-7)		-	1	-	1
	Child Solicitation (35-42-4-6)		-	-	-	1
	Driving While Suspended/Oper Veh HTV (9-30-10-16)		-	1	-	1
	Sale of Legend Drug (16-42-19-11)		-	-	-	1
	Theft, Receiving Stolen Property (35-43-4-2)		-	-	-	1
Level D Felony Total			0	2	0	5

Felony Level	Primary Offense	Secondary Offense	May-22		This Calendar Year	
			SEX		SEX	
			F	M	F	M
Level 1 Felony	Aiding, Inducing or Causing an Offense (35-41-2-4) Attempt to Commit a Felony (35-41-5-1)	Murder (35-42-1-1)	1	-	1	-
			-	1	-	1
		Child Molesting (35-42-4-3)	-	2	-	2
		Murder (35-42-1-1)	-	4	-	11
		Sexual Misconduct with a Minor (35-42-4-9)	-	-	-	1
		Child Molesting (35-42-4-3)	-	5	1	33
		Conspiracy (35-41-5-2)	-	-	2	1
		Murder (35-42-1-1)	-	-	1	2
		Dealing a Substance Resulting in Death	-	1	-	2
		Firearm Enhancement (35-50-2-11)	-	-	-	2
		Habitual Offender (35-50-2-8)	-	1	1	3
		Neglect of a Dependent/Death (35-46-1-4)	-	2	1	3
	Rape (35-42-4-1)	-	-	-	2	
Level 1 Felony Total			1	16	7	61

Felony Level	Primary Offense	Secondary Offense	May-22		This Calendar Year	
			SEX		SEX	
			F	M	F	M
Level 2 Felony	Aiding, Inducing or Causing an Offense (35-41-2-4) Attempt to Commit a Felony (35-41-5-1)	Dealing Methamphetamine (35-48-4-1.1)	-	-	-	1
		Robbery (35-42-5-1)	-	1	-	1
		Voluntary Manslaughter (35-42-1-3)	-	-	-	1
		Battery (35-42-2-1)	-	-	-	1
		Burglary (35-43-2-1)	-	1	-	4
		Dealing Cocaine or Narcotic Drug (35-48-4-1)	1	5	2	21
		Dealing Methamphetamine (35-48-4-1.1)	4	9	25	67
		Dealing Sched I, II, or III Cntrl'd Sub (35-48-4-2)	1	2	1	10
		Pharmacy Robbery (35-42-5-1)	-	-	-	1
		Possession - Destruct Device (35-47.5-5-2)	-	-	-	1
		Robbery (35-42-5-1)	-	7	-	12
		Sexual Misconduct with a Minor (35-42-4-9)	-	-	-	1
		Voluntary Manslaughter (35-42-1-3)	1	2	2	9
	Level 2 Felony Total			7	27	30

Felony Level	Primary Offense	Secondary Offense	May-22		This Calendar Year	
			SEX		SEX	
			F	M	F	M
Level 3 Felony	Aggravated Battery (35-42-2-1.5)		-	8	4	41
	Aiding, Inducing or Causing an Offense (35-41-2-4)	Aggravated Battery (35-42-2-1.5)	-	-	1	1
		Dealing Methamphetamine (35-48-4-1.1)	-	-	-	1
		Robbery (35-42-5-1)	-	-	-	1
	Arson (35-43-1-1)		1	-	2	-
	Attempt to Commit a Felony (35-41-5-1)	Aggravated Battery (35-42-2-1.5)	-	1	-	1
		Robbery (35-42-5-1)	-	1	-	1
	Battery (35-42-2-1)		-	3	-	7
	Burglary (35-43-2-1)		-	1	1	4
	Child Molesting (35-42-4-3)		-	5	2	17
	Criminal Confinement (35-42-3-3)		-	2	-	14
	Dealing Cocaine or Narcotic Drug (35-48-4-1)		1	4	6	21
	Dealing Methamphetamine (35-48-4-1.1)		4	9	15	45
	Dealing Sched I, II, or III Cntrld Sub (35-48-4-2)		-	-	-	1
	Dealing Sched IV Cntrld Sub (35-48-4-3)		-	-	1	2
	Domestic Battery SBI Under 14 (35-42-2-1.3A)		-	-	-	1
	Human Sexual Trafficking (35-42-3.5-1)		-	-	-	2
	Neglect of a Dependent/Death (35-46-1-4)		2	3	4	11
	Possession of Cocaine or Narcotic Drug (35-48-4-6)		-	3	1	12
	Possession of Meth (35-48-4-6.1)		1	4	16	23
	Rape (35-42-4-1)		-	4	-	21
	Resisting Law Enforcement (35-44.1-3-1)		-	-	-	2
	Robbery (35-42-5-1)		-	20	11	83
Level 3 Felony Total			9	68	64	312

Felony Level	Primary Offense	Secondary Offense	May-22		This Calendar Year	
			SEX		SEX	
			F	M	F	M
Level 4 Felony	Arson (35-43-1-1)		-	3	-	10
	Attempt to Commit a Felony (35-41-5-1)	Burglary (35-43-2-1)	-	-	-	2
		Conspiracy (35-41-5-2)	-	-	-	1
	Burglary (35-43-2-1)		3	15	15	86
	Child Exploitation (35-42-4-4)		-	-	-	5
	Child Molesting (35-42-4-3)		-	12	1	36
	Child Solicitation (35-42-4-6)		-	4	-	13
	Conspiracy (35-41-5-2)	Dealing Methamphetamine (35-48-4-1.1)	-	-	1	-
	Criminal Confinement (35-42-3-3)		-	-	1	2
	Dealing Cocaine or Narcotic Drug (35-48-4-1)		-	5	4	17
	Dealing Methamphetamine (35-48-4-1.1)		1	11	18	54
	Dealing Sched I, II, or III Cntrld Sub (35-48-4-2)		1	1	3	4
	Dealing Sched IV Controlled Substance (35-48-4-3)		-	-	1	3
	Escape 35-44.1-3-4		-	1	-	4
	Felon in Possession of a Firearm (35-47-4-5)		1	20	3	108
	Incest (35-46-1-3)		-	-	-	2
	Leaving Scene of Accident with Serious Bodily Injury		-	3	-	3
	Manufacturing Meth (35-48-4-1.2)		-	-	-	1
	Operating Motor Vehicle While Intoxicated - Catastrophic Injury (9-30-5-5(A3))		-	-	1	-
	Operating Vehicle Intoxicated/Death (9-30-5-5)		2	5	4	14
	Operating a Vehicle While Intoxicated Causing Serious Bodily Injury		-	-	1	1
	Possession of Cocaine or Narcotic Drug (35-48-4-6)		-	1	-	10
	Possession of Dangerous Device (35-44.1-3-7)		-	-	-	2
	Possession of Meth (35-48-4-6.1)		5	9	18	53
	Promoting Prostitution, under 18 (35-45-4-4)		-	-	-	1
	Sexual Battery (35-42-4-8)		-	-	-	1
	Sexual Misconduct with a Minor (35-42-4-9)		1	2	1	26
	Stalking (35-45-10-5)		-	-	-	1
	Vicarious Sexual Gratification (35-42-4-5)		-	-	-	2
Level 4 Felony Total			14	92	72	462

Felony Level	Primary Offense	Secondary Offense	May-22		This Calendar Year	
			SEX		SEX	
			F	M	F	M
Level 5 Felony	Assisting a Criminal (35-44.1-2-5)		-	1	-	4
	Attempt to Commit a Felony (35-41-5-1)	Child Seduction (35-41-5-1)	-	-	-	1
		Obstruction of Justice (35-44-3-4)	-	1	-	1
		Robbery (35-42-5-1)	-	-	1	-
			-	1	1	3
		Auto Theft, Receiving Stolen Parts (35-43-4-2.5)				
		Battery (35-42-2-1)		1	22	19
		Bribery (35-44.1-1-2)		-	-	1
		Burglary (35-43-2-1)		5	17	9
		Child Exploitation (35-42-4-4)		1	1	1
		Child Pornography (35-42-4-4(C))		-	-	-
		Child Seduction (35-42-4-7)		-	-	-
		Child Solicitation (35-42-4-6)		-	2	-
		Conspiracy (35-41-5-2)	Fraud on Financial Institution (35-43-5-8)	-	-	1
			Obstruction of Justice (35-44-3-4)	-	-	-
		Conversion (35-43-4-3)		-	-	-
		Corrupt Business Influence (35-45-6-2)		-	1	3
		Criminal Confinement (35-42-3-3)		-	7	1
		Criminal Recklessness (35-42-2-2)		-	1	1
		Dealing Cocaine or Narcotic Drug (35-48-4-1)		2	3	10
		Dealing Marijuana, Hash Oil, or Hashish (35-48-4-10)		-	1	1
		Dealing Methamphetamine (35-48-4-1.1)		2	18	29
		Dealing Sched I, II, or III Cntrl'd Sub (35-48-4-2)		1	1	1
		Dealing Sched IV Cntrl'd Sub (35-48-4-3)		-	-	1
		Dealing in Methamphetamine (35-48-4-1.1)		2	4	13
		Dealing/Poss. Look-Alike Subs (35-48-4-4.6)		-	1	-
		Disarm/Attempt to Disarm an Officer (35-44.1-3-2)		-	-	2
		Domestic Battery (35-42-2-1.3)		2	22	8
		Escape (35-44.1-3-4)		1	1	10
		Failure to Register as a Sex Offender (11-8-8-17)		-	8	-
		Firearm w/in One Mile of School (35-47-2-1)		2	25	5
		Fraud on Financial Institution (35-43-5-8)		-	-	2
		Habitual Felony Offender (35-50-2-8)		-	1	-
		Incest (35-46-1-3)		-	1	-
		Intimidation (35-45-2-1)		1	7	5
		Kidnapping (35-42-3-2)		-	-	1
		Neglect of a Dependent/Death (35-46-1-4)		2	-	5
		Non-Support of Dependent Child (35-46-1-5)		-	-	1
		Obliterating Handgun I.D. (35-47-2-18)		-	-	1
		Obstruction of Justice (35-44.1-2-2)		-	1	1
		Oper Veh Aft Life Susp (9-30-10-17)		1	13	6
		Operating Veh while Intoxicated (9-30-5-2)		-	1	-
		Operating Vehicle Intox-Prior (9-30-5-3)		-	1	-
		Operating Vehicle Intoxicated/Death (9-30-5-5)		-	-	-
		Operating Vehicle Intoxicated/Injury (9-30-5-4)		1	-	2
		Possession - Destruct Device (35-47.5-5-2)		-	-	-
		Possession - Machine Gun or Bomb (35-47-5-8)		-	1	-
		Possession of Cocaine or Narcotic Drug (35-48-4-6)		2	6	9
		Possession of Syringes or Needles (16-42-19-18)		-	-	1
		Prov Gun to Inel Per (35-47-2.5-16)		-	-	-
	Reckless Homicide (35-42-1-5)		1	3	4	
	Resisting Law Enforcement (35-44.1-3-1)		-	-	-	
	Robbery (35-42-5-1)		-	7	2	
	Sexual Misconduct with Service Provider (35.44.1-3-10)		-	-	-	
	Sexual Misconduct with a Minor (35-42-4-9)		-	2	-	
	Stalking (35-45-10-5)		-	2	-	
	Strangulation (35-42-2-9)		-	-	-	
	Theft, Receiving Stolen Property (35-43-4-2)		-	5	1	
	Trafficking with an Inmate (35-44.1-3-5)		-	1	3	
Level 5 Felony Total			27	190	162	880

Felony Level	Primary Offense	Secondary Offense	May-22		This Calendar Year	
			SEX		SEX	
			F	M	F	M
Level 6 Felony	Arson (35-43-1-1)		-	-	-	1
	Auto Theft, Receiving Stolen Parts (35-43-4-2.5)		1	5	7	10
	Battery (35-42-2-1)		-	1	-	10
	Criminal Confinement (35-42-3-3)		-	-	-	2
	Criminal Confinement (35-42-3-3)		-	4	-	17
	Criminal Recklessness (35-42-2-2)		-	1	-	3
	Dealing Marijuana, Hash Oil, or Hashish (35-48-4-10)		-	1	-	2
	Dissemination of Matter Harmful to Minor (35-49-3-3)		-	-	-	1
	Escape (35-44.1-3-4)		-	3	3	24
	Fail to Reg Sex Off (11-8-8-17)		-	-	-	2
	Forgery, Counterfeiting, Application Fraud (35-43-5-2)		-	-	2	2
	Home Improvement Fraud (35-43-6-12)		-	-	-	1
	Identity Deception (35-43-5-3.5)		-	-	1	-
	Insurance Fraud (35-43-5-4.5)		-	-	-	2
	Intimidation (35-45-2-1)		1	-	2	10
	Invasion of Privacy (35-46-1-15.1)		1	1	1	3
	Leaving the Scene of an Accident(9-26-1-1.1)		-	1	-	1
	Maintain Common Nuisance (35-45-2-1(c))		-	2	-	3
	Maintaining Common Nuisance (35-48-4-13)		-	-	-	1
	Neglect of a Dependent/Death (35-46-1-4)		-	-	-	1
	Non-Support of Dependent Child (35-46-1-5)		1	1	1	6
	Official Misconduct (35-44.1-1-1)		-	-	1	-
	Oper Vehicle-Intox-Prev Conv (9-30-5-3)		-	-	-	4
	Operating Vehicle Intoxicated-Contrlld Sub (9-30-5-1)		-	3	1	6
	Operating Vehicle Intoxicated-Endanger (9-30-5-2)		-	5	2	13
		Habitual Offender Controlled Substance (35-50-2-10)	-	-	-	1
	Operating Vehicle-Habitual Violation (9-30-10-16)		1	4	1	9
	Pointing a Firearm (35-47-4-3)		-	1	-	1
	Poss Paraphernalia (35-48-4-8.3)		-	-	1	-
	Possession of Cocaine or Narcotic Drug (35-48-4-6)		1	2	5	9
	Possession of Meth(35-48-4-6.1)		3	14	25	72
	Possession of Syringes or Needles (16-42-19-18)		-	3	-	12
	Possession or Use of Legend Drug (16-42-19-13)		-	-	1	-
	Residential Entry (35-43-2-1.5)		-	1	3	8
	Resisting Law Enforc (35-44.1-3-1)		-	3	-	9
	Sexual Battery (35-42-4-8)		-	-	-	1
	Sexual Misconduct with a Minor (35-42-4-9)		-	-	-	1
	Strangulation (35-42-2-9)		-	1	-	3
	Synthetic ID Deception (35-43-5-3.8)		-	-	-	1
	Theft, Receiving Stolen Property (35-43-4-2)		-	5	2	28
Level 6 Felony Total			9	62	59	280

Felony Level	Primary Offense	Secondary Offense	May-22		This Calendar Year	
			SEX		SEX	
			F	M	F	M
HO	Habitual Offender (35-50-2-8)		-	-	-	1
	Habitual Offender Controlled Substance (35-50-2-10)		-	-	-	1
HO Total			0	0	0	2

Felony Level	Primary Offense	Secondary Offense	May-22		This Calendar Year	
			SEX		SEX	
			F	M	F	M
Murder	Murder (35-42-1-1)		2	10	6	36
Murder Total			2	10	6	36

Grand Total			May-22		This Calendar Year	
			SEX		SEX	
			F	M	F	M
Grand Total			71	479	408	2254

Note: Offense data may not be available for all offenders at the time this table was prepared.
Only new commitments and probation violations are reported on this table.
Parole and Community Transition Program violators are excluded on this table.
Source: SAS - all.citations_mso.pgm

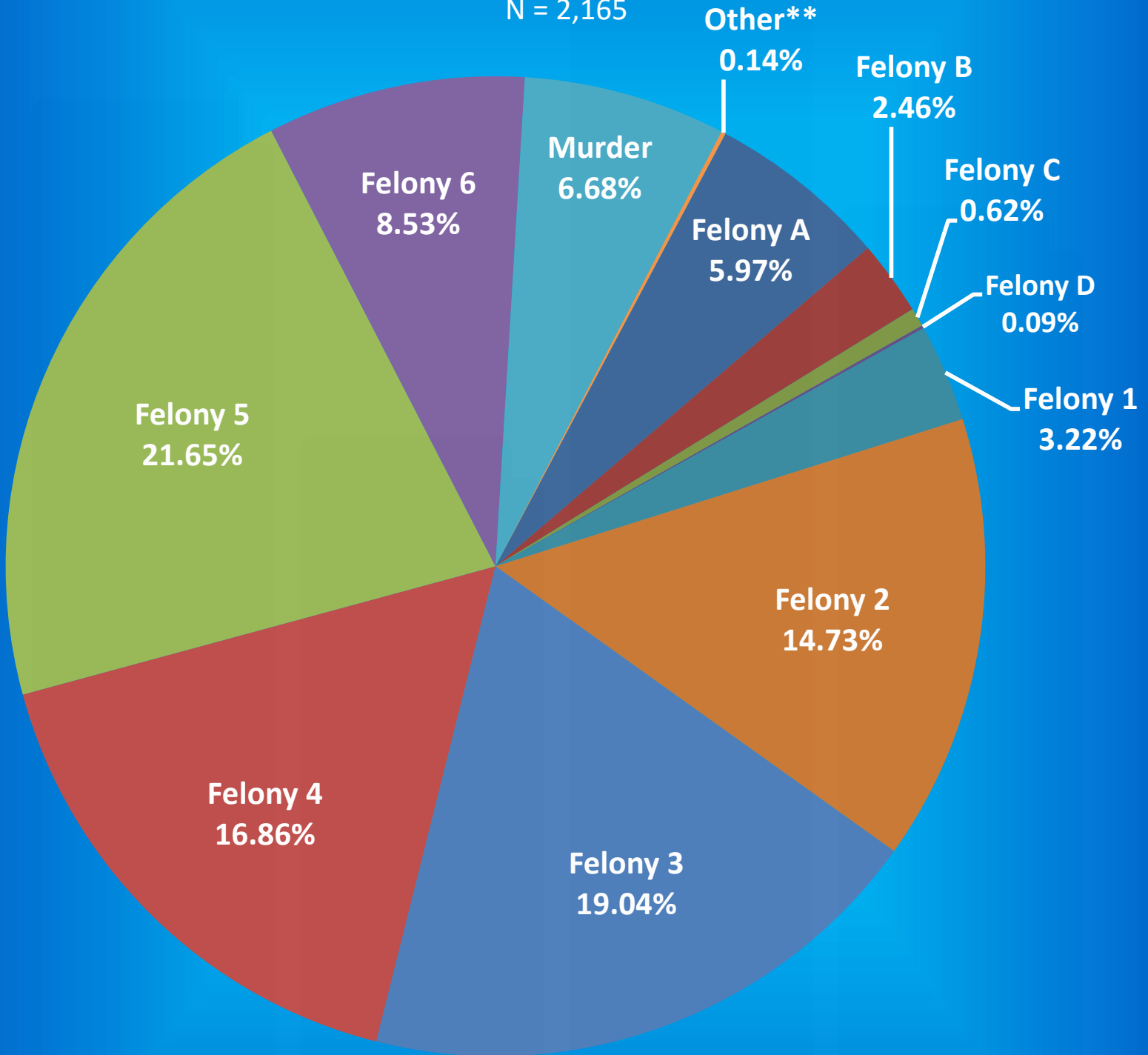
Indiana Department of Correction

Graph A

Female Population by Most Serious Offense Felony Level*

June 01, 2022

N = 2,165



• Includes Offenders Held in County Jails and Contracted Beds

** Other includes Safekeepers, Predispositions, Habitual Offenders, Misdemeanants, and Unknowns

Indiana Department of Correction

Graph B

Average Daily Adult Female Offender Populations
Calendar Year 2022



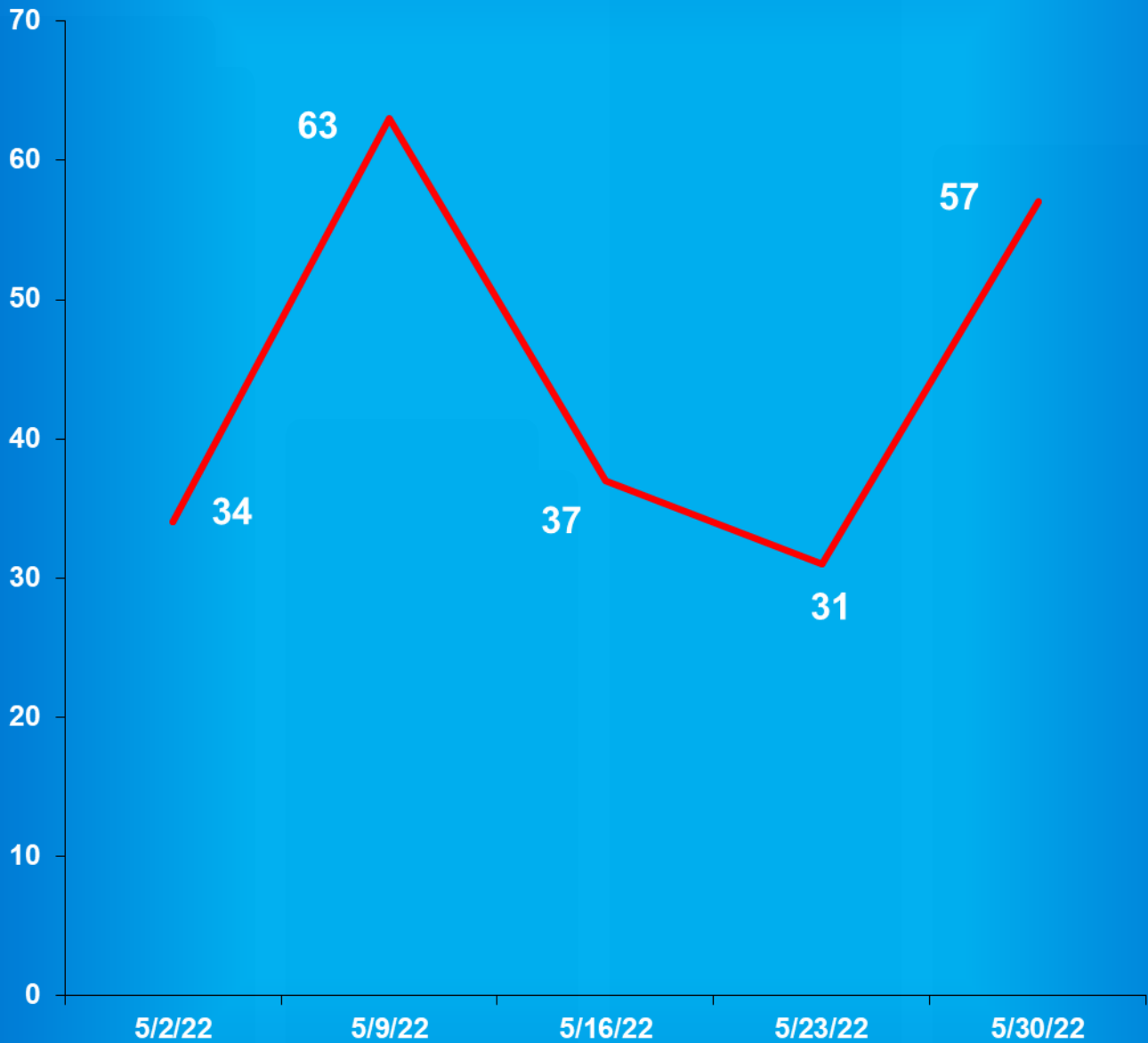
— Includes County Jail/Contract Beds — Excludes County Jail/Contract Beds

Indiana Department of Correction

Graph C

Adult Females Held in County Jails

May 2022



- Offenders held in county jails are newly sentenced offenders with completed court documents who are awaiting transfer to a DOC facility.

- Jail counts are a dynamic number that are affected by a variety of factors, including; sentencing trends, available DOC beds, and intake process completion.

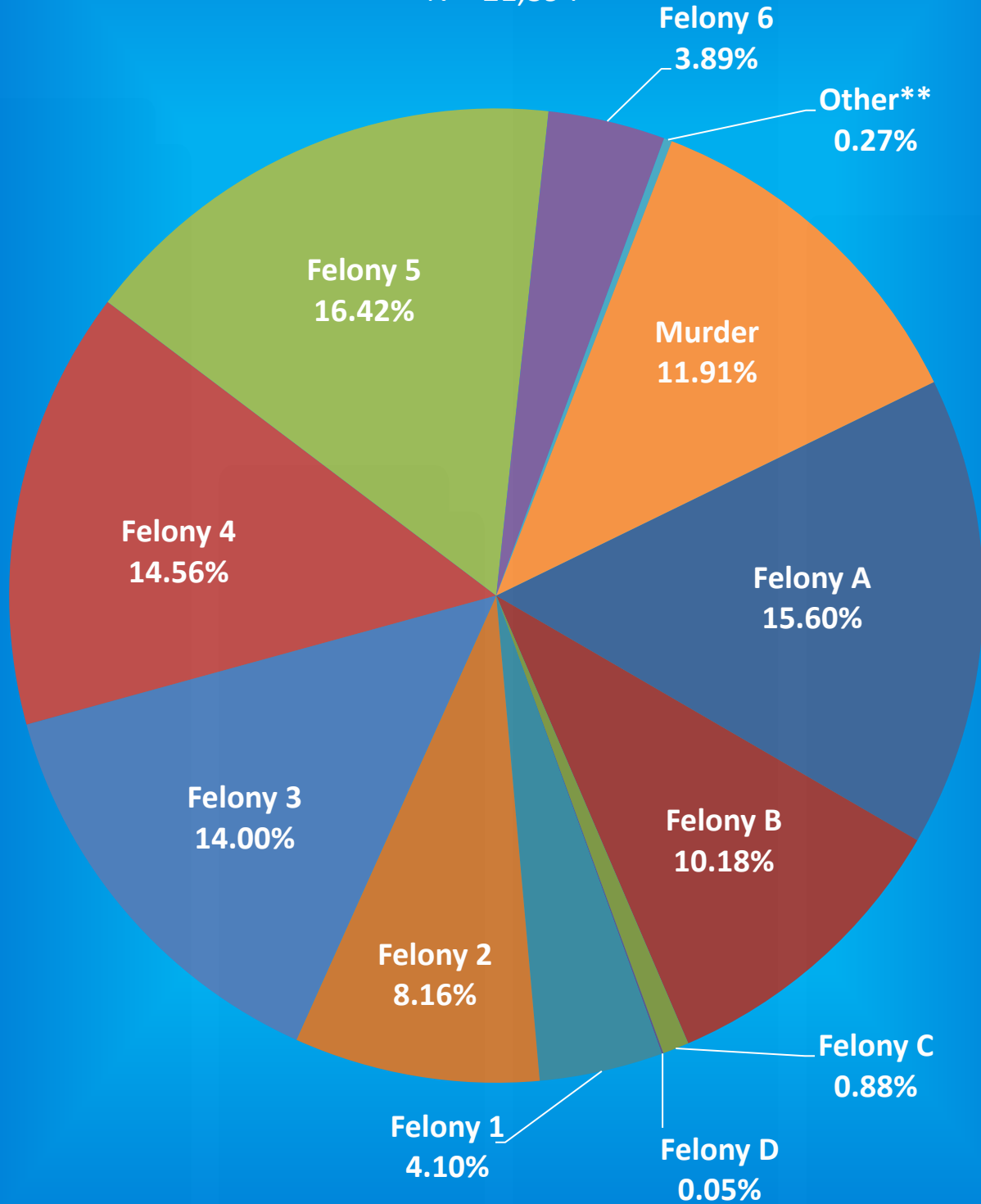
Indiana Department of Correction

Graph D

Male Population by Most Serious Offense Felony Level*

June 01, 2022

N = 21,394



• Includes Offenders Held in County Jails and Contracted Beds

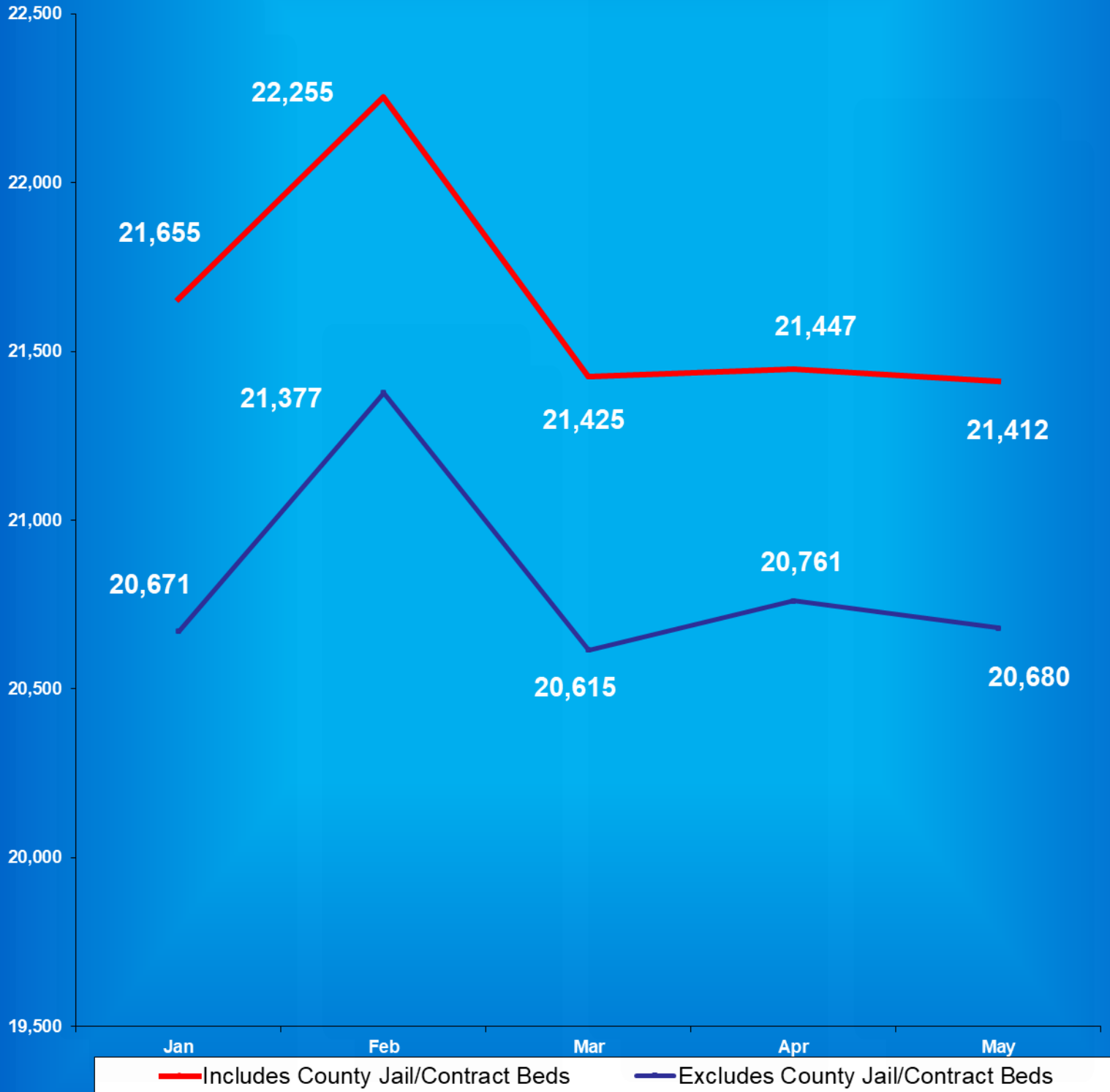
** Other includes Safekeepers, Predispositions, Habitual Offenders, Misdemeanants, and Unknowns

Indiana Department of Correction

Graph E

Average Daily Adult Male Offender Populations

Calendar Year 2022

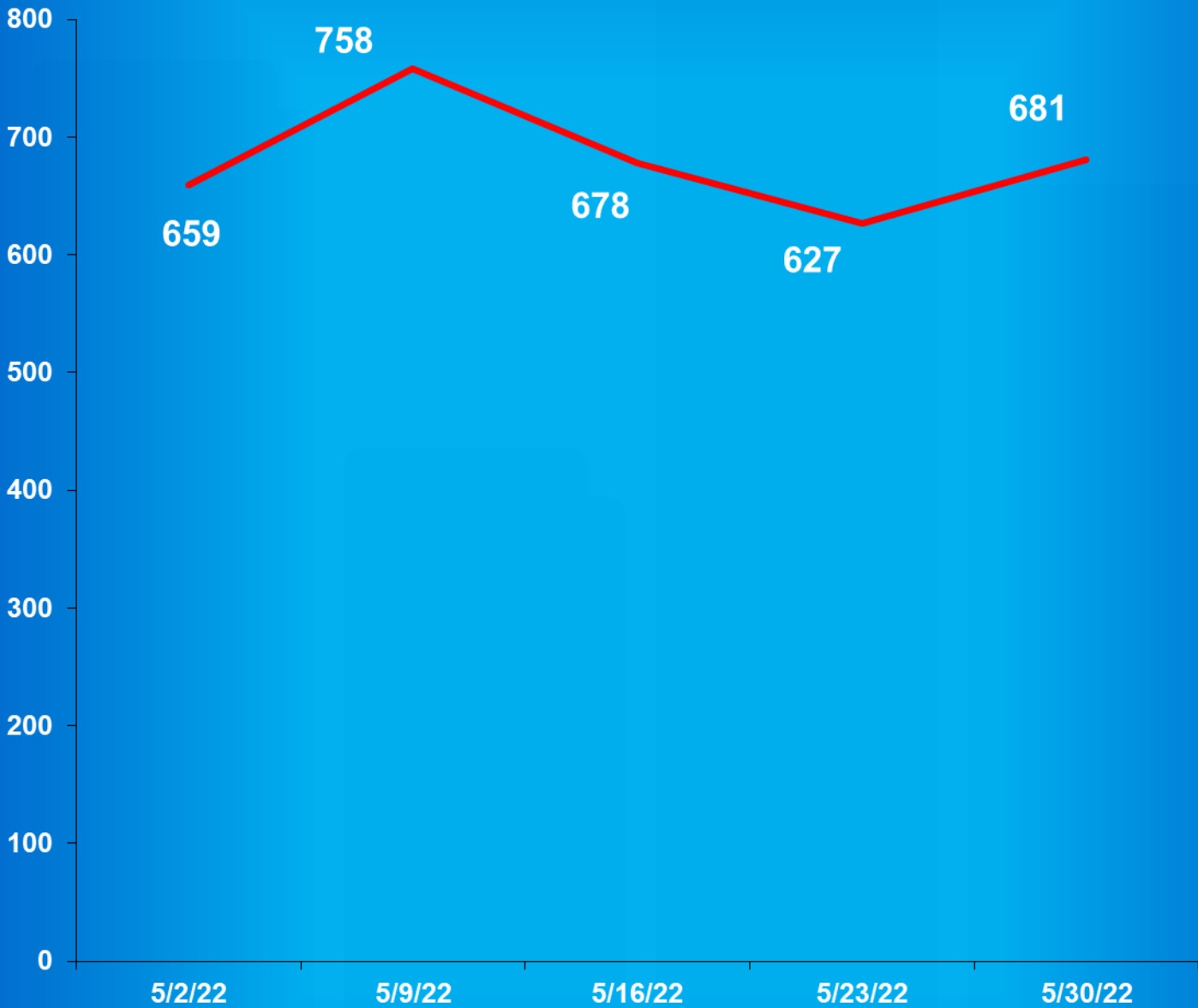


Indiana Department of Correction

Graph F

Adult Males Held in County Jails

May 2022



- Offenders held in county jails are newly sentenced offenders with completed court documents who are awaiting transfer to a DOC facility.

- Jail counts are a dynamic number that are affected by a variety of factors, including; sentencing trends, available DOC beds, and intake process completion.



Juvenile Offender Statistics



Indiana Department Of Correction
Table 13
Monthly Facility Admissions and Releases

Juvenile Offenders
May 2022

Admissions of All Juvenile Males

New Commitment	Re-Commitment	Parolee Return	Return From Escape	Diagnostics/Walk-Thrus
17	6	0	0	5

Releases of All Juvenile Males

Discharge	Parole	Escape	Diagnostics/Walk-Thrus
18	11	0	6

Admissions of All Juvenile Females

New Commitment	Re-Commitment	Parolee Return	Return From Escape	Diagnostics/Walk-Thrus
5	2	0	0	2

Releases of All Juvenile Females

Discharge	Parole	Escape	Diagnostics/Walk-Thrus
1	0	0	2

Sources:

SAS - mnthadm4_pgm_tbl13.pgm

SAS - mnthext4_pgm_tbl13.pgm

Indiana Department of Correction

Table 14

New Admissions by County of Commitment - Juveniles

May 2022

County	Admission Type			County	Admission Type		
	New Commits	Re Commits	Total		New Commits	Re Commits	Total
Adams	0	0	0	Madison	2	0	2
Allen	1	0	1	Marion	2	0	2
Bartholomew	0	0	0	Marshall	0	0	0
Benton	0	0	0	Martin	0	0	0
Blackford	0	0	0	Miami	0	0	0
Boone	0	0	0	Monroe	0	0	0
Brown	0	0	0	Montgomery	1	0	1
Carroll	0	0	0	Morgan	0	0	0
Cass	0	0	0	Newton	0	0	0
Clark	1	0	1	Noble	0	0	0
Clay	0	0	0	Ohio	0	0	0
Clinton	0	1	1	Orange	0	0	0
Crawford	0	0	0	Owen	0	0	0
Daviess	0	0	0	Parke	0	0	0
Dearborn	0	0	0	Perry	0	0	0
Decatur	0	1	1	Pike	0	0	0
DeKalb	0	0	0	Porter	2	0	2
Delaware	0	0	0	Posey	0	0	0
Dubois	0	0	0	Pulaski	0	0	0
Elkhart	1	2	3	Putnam	0	0	0
Fayette	0	0	0	Randolph	0	0	0
Floyd	2	0	2	Ripley	0	0	0
Fountain	0	0	0	Rush	0	0	0
Franklin	0	0	0	St. Joseph	4	1	5
Fulton	0	0	0	Scott	1	0	1
Gibson	0	1	1	Shelby	0	0	0
Grant	0	0	0	Spencer	0	0	0
Greene	0	0	0	Starke	0	0	0
Hamilton	0	0	0	Steuben	0	0	0
Hancock	0	0	0	Sullivan	0	0	0
Harrison	0	0	0	Switzerland	1	0	1
Hendricks	0	0	0	Tippecanoe	0	0	0
Henry	0	0	0	Tipton	0	0	0
Howard	0	0	0	Union	0	0	0
Huntington	0	0	0	Vanderburgh	1	0	1
Jackson	0	0	2	Vermillion	0	0	0
Jasper	0	0	0	Vigo	0	0	0
Jay	0	0	0	Wabash	0	0	0
Jefferson	0	0	0	Warren	0	0	0
Jennings	0	1	1	Warrick	0	0	0
Johnson	1	0	1	Washington	0	0	0
Knox	0	0	0	Wayne	0	0	0
Kosciusko	0	0	0	Wells	1	0	1
LaGrange	0	0	0	White	0	0	0
Lake	0	0	0	Whitley	0	0	0
LaPorte	1	0	1	Unknown	0	1	2
Lawrence	0	0	0	Totals	22	8	33

This data is based on most serious offense and excludes parole violations. This includes Three (3) safekeepers classified in this report as Unknown.

Source: Mnthadm4_pgm_tbl14.pgm

Indiana Department of Correction

Table 15

Monthly Releases by County of Commitment - Juveniles

May 2022

County	Release Type			County	Release Type		
	Discharge	Parole	Total		Discharge	Parole	Total
Adams	0	0	0	Madison	1	0	1
Allen	2	0	2	Marion	2	1	3
Bartholomew	0	0	0	Marshall	0	0	0
Benton	0	0	0	Martin	0	0	0
Blackford	0	0	0	Miami	0	0	0
Boone	0	0	0	Monroe	0	0	0
Brown	0	0	0	Montgomery	0	1	1
Carroll	0	0	0	Morgan	0	0	0
Cass	0	0	0	Newton	0	0	0
Clark	0	0	0	Noble	0	0	0
Clay	0	0	0	Ohio	0	0	0
Clinton	1	0	1	Orange	0	0	0
Crawford	0	0	0	Owen	0	0	0
Daviess	0	0	0	Parke	0	0	0
Dearborn	0	0	0	Perry	0	0	0
Decatur	1	0	1	Pike	0	0	0
DeKalb	0	0	0	Porter	0	0	0
Delaware	0	0	0	Posey	0	0	0
Dubois	0	0	0	Pulaski	0	0	0
Elkhart	1	1	2	Putnam	0	0	0
Fayette	0	0	0	Randolph	0	0	0
Floyd	0	0	0	Ripley	0	0	0
Fountain	0	0	0	Rush	0	0	0
Franklin	0	0	0	St. Joseph	2	1	3
Fulton	0	0	0	Scott	0	0	0
Gibson	0	0	0	Shelby	1	0	1
Grant	0	0	0	Spencer	0	0	0
Greene	0	0	0	Starke	0	0	0
Hamilton	0	0	0	Steuben	0	0	0
Hancock	0	0	0	Sullivan	0	0	0
Harrison	1	0	1	Switzerland	0	0	0
Hendricks	1	0	1	Tippecanoe	1	0	1
Henry	0	0	0	Tipton	0	0	0
Howard	0	0	0	Union	0	0	0
Huntington	0	0	0	Vanderburgh	2	1	3
Jackson	0	0	0	Vermillion	0	0	0
Jasper	0	0	0	Vigo	0	1	1
Jay	0	1	1	Wabash	0	0	0
Jefferson	0	0	0	Warren	0	0	0
Jennings	0	0	0	Warrick	0	0	0
Johnson	0	0	0	Washington	0	0	0
Knox	0	1	1	Wayne	0	1	1
Kosciusko	0	0	0	Wells	0	0	0
LaGrange	0	0	0	White	0	0	0
Lake	0	0	0	Whitley	0	1	1
LaPorte	1	1	2	Unknown	2	0	2
Lawrence	0	0	0	Totals	19	11	30

Some discharges may be releases to County Probation - data is unable to be separated.

Diagnostics and Escapes are excluded.

Source: Mnthext4_pgm_tbl15.pgm

Indiana Department of Correction
Table 16
Total Number of Committing Offenses for Juveniles
Committed to the Indiana Department of Correction

May 2022

OFFENSE (Citation Code)	NUMBER OF OFFENSES			
	This Month		This Calendar Year	
LEVEL I	Female	Male	Female	Male
Aggravated Battery (35-42-2-1.5)	0	0	0	2
Arson (35-43-1-1)	0	0	0	0
Battery (35-42-2-1)	0	0	1	11
Battery by Bodily Waste (35-42-2-6)	0	0	1	2
Burglary (35-43-2-1)	0	0	0	7
Carjacking (35-42-5-2)	0	0	0	0
Carrying Handgun w/o License (35-47-2-1)	0	0	0	7
Changing, Altering, Removing, Obliterating ID of Handgun (35-47-2-18)	0	0	0	0
Child Exploitation (35-42-4-4)	0	0	0	2
Child Molesting (35-42-4-3)	0	0	0	10
Child Seduction (35-42-4-7)	0	0	0	0
Child Selling (35-46-1-4)	0	0	0	0
Child Solicitation (35-42-4-6)	0	0	0	0
Child in Possession of Handgun (35-47-10-5)	0	0	0	3
Consumer Product Tampering (35-45-8-3)	0	0	0	0
Criminal Confinement (35-42-3-3)	0	0	0	2
Criminal Deviate Conduct (35-42-4-2)	0	0	0	0
Criminal Gang Intimidation (35-45-9-4)	0	0	0	0
Criminal Gang Recruitment	0	0	0	0
Criminal Recklessness (35-42-2-2)	0	0	2	7
Dangerous Possession of a Firearm (35-47-10-5)	0	0	0	10
Dealing in a Sawed-Off Shotgun (35-47-5-4.1)	0	0	0	0
Distribution of a Destructive Device (IC 35-47.5-5-5)	0	0	0	0
Domestic Battery (35-42-2-1.3)	0	0	5	10
Driving While Intoxicated Resulting in Death (9-30-5-5)	0	0	0	0
False Application for Handgun (35-47-2-8)	0	0	0	0
False, Altering Handgun License (35-47-2-22)	0	0	0	0
Feticide (35-42-1-6)	0	0	0	0
Handgun, False ID (35-47-2-17)	0	0	0	0
Incest (35-46-1-3)	0	0	0	0
Interference with Custody (35-42-3-4)	0	0	0	0
Intimidation (35-45-2-1)	0	0	0	0
Involuntary Manslaughter (35-42-1-4)	0	0	0	0
Kidnapping (35-42-3-2)	0	0	0	0
Murder (35-42-1-1)	0	0	0	1
Neglect of a Dependent (35-46-1-4)	0	0	0	0
Operation of a Machine Gun/Hurling a Bomb (35-47-5-9)	0	0	0	0
Overpass Mischief (35-42-2-5)	0	0	0	0
Pointing a Firearm (35-47-4-3)	0	0	0	2
Possession of Firearm on School Property (35-47-9-2)	0	0	0	0
Possession of a Machine Gun or Bomb (35-47-5-9)	0	0	0	0
Rape (35-42-4-1)	0	0	0	1
Reckless Homicide (35-42-1-5)	0	0	0	0
Resisting Law Enforcement (35-44-3-3)	0	0	0	0
Robbery (35-42-5-1)	0	0	1	11
Sell, Manufacture, Possess, Purchase Explosive (35-47-5-1)	0	0	0	0
Sell, Transfer, HIV Blood (35-42-1-7)	0	0	0	0
Selling, Transferring, Giving Handgun to Under 18 (35-47-2-7)	0	0	0	0
Sexual Battery (35-42-4-8)	0	0	0	2
Sexual Misconduct (35-44-1-5)	0	0	0	0
Sexual Misconduct with a Minor (35-42-4-9)	0	0	0	0
Stalking (35-45-10-5)	0	0	0	0
Strangulation (35-42-2-9)	0	0	0	1
Unlawful Delivery of Confiscated Firearm (35-47-3-4)	0	0	0	0
Unlawful Use of Body Armor (35-47-5-13)	0	0	0	0
Unlawful Use of Stun Gun (35-47-8-5)	0	0	0	0
Vicarious Sexual Gratification (35-42-4-5)	0	0	0	0
Voluntary Manslaughter (35-42-1-3)	0	0	0	0
Sub-Total	0	0	10	91

LEVEL II

Assisting a Criminal (35-44-3-2)	0	0	0	0
Chinese Throwing Star (35-47-5-12)	0	0	0	0
Criminal Gang Activity (35-45-9-3)	0	0	0	0
Criminal Recklessness (35-42-2-2)	0	0	0	0
Dealing Anabolic Steroid (16-42-19-27)	0	0	0	0
Dealing Methamphetamine (35-48-4-1.1)	0	0	0	0
Dealing in Cocaine or Narcotic Drug (35-48-4-1)	0	0	0	0
Dealing in Marijuana, Hash Oil, or Hashish (35-48-4-10)	0	0	0	0
Dealing in a Schedule I, II, or III Controlled Substance (35-48-4-2)	0	0	0	0
Dealing in a Schedule IV Controlled Substance (35-48-4-3)	0	0	0	0
Dealing in a Schedule V Controlled Substance (35-48-4-4)	0	0	0	0
Dealing in a Substance Represented to be a Controlled Substance (35-48-4-4.5)	0	0	0	0
Delivery of Weapon to Intoxicated Person (35-47-4-1)	0	0	0	0
Disarming Law Enforcement Officer (35-44.1-3-2)	0	0	0	0
Escape/Failure to Return to Lawful Detention (35-44-3-5)	0	0	1	8
Inmate w/ Deadly Weapon (35-44.1-3-7)	0	0	0	0
Interference with Custody (35-42-3-4)	0	0	0	0
Intimidation (35-45-2-1)	0	0	1	18
Knife with Automatic Blade (35-47-5-2)	0	0	0	0
Loan Sharking (35-45-7-2)	0	0	0	0
Maintaining a Common Nuisance (35-48-4-13)	0	0	0	0
Making loan secured by mortgage, deposit or pledge of handgun (35-47-4-2)	0	0	0	0
Manufacture, Distribution, Possession of a Substance Represented to be a Controlled Substance (35-48-4-4)	0	0	0	0
Neglect of a Dependent (35-46-1-4)	0	0	0	0
Poss Precursors w/ Intent to Manufacture Etc. (35-48-4-14.5)	0	0	0	0
Possession of a Controlled Substance (35-48-4-7)	0	0	0	0
Possession of a Knife on School Property (35-47-5-2.5)	0	0	0	0
Promoting Prostitution (35-45-4-4)	0	0	0	0
Purchase, Possession or Sale of Stun Gun (35-47-8-5)	0	0	0	0
Resisting Law Enforcement (35-44-3-3)	0	0	0	13
Rioting with a Deadly Weapon (35-45-1-2)	0	0	0	0
Sale, Possession, Use of Legend Drug (16-42-19-27)	0	0	0	0
Sexual Misconduct with a Minor (35-42-4-9)	0	0	0	0
Stalking (35-45-10-5)	0	0	0	0
Trafficking with an Inmate (35-44-3-9)	0	0	0	0
Use of Stun Gun in Commission of a Crime (35-47-8-5)	0	0	0	0
Sub-Total	0	0	2	39

LEVEL III

Accident /Failure to Stop (9-26-1-8)	0	0	0	0
Accident, Property Damage with Injury (9-26-1-8)	0	0	0	0
Altering or Damaging Computer (35-43-1-4)	0	0	0	0
Auto Theft, Receiving Stolen Parts (35-43-4-2.5)	0	0	2	11
Battery (35-42-2-1)	0	0	5	18
Battery by Bodily Waste (35-42-2-6)	0	0	0	0
Bestiality	0	0	0	1
Bribery (35-44-1-1)	0	0	0	0

LEVEL III (cont'd)	NUMBER OF OFFENSES			
	This Month		This Calendar Year	
	Female	Male	Female	Male
Burglary (35-43-2-1)	0	0	0	0
Check Deception (35-43-5-5)	0	0	0	0
Check Fraud (35-43-5-12)	0	0	0	0
Child Exploitation (35-42-4-4)	0	0	0	0
Controlled Substance Registration (35-48-4-14)	0	0	0	0
Conversion (35-43-4-3)	0	0	0	0
Criminal Mischief (35-43-1-2)	0	0	2	14
Criminal Recklessness (35-42-2-2)	0	0	0	1
Criminal Trespass (35-43-2-2)	0	0	0	0
Dealing in Altered Property (35-43-4-2.3)	0	0	0	0
Dealing in Marijuana, Hash Oil, or Hashish (35-48-4-10)	0	0	0	0
Dealing in Paraphernalia (35-48-4-8.5)	0	0	0	0
Dealing in a Schedule IV Controlled Substance (35-48-4-3)	0	0	0	0
Distribution of Material Harmful to Minor (35-49-3-3)	0	0	0	0
Escape/Failure to Return to Lawful Detention (35-44-3-5)	0	0	4	14
Failure to Appear (35-44-3-6)	0	0	0	0
False Reporting (35-44-2-2)	0	0	0	0
Forgery (35-43-5-2)	0	0	0	0
Fraud (35-43-5-4)	0	0	0	1
Fraud on Financial Institution (35-45-5-8)	0	0	0	0
Home Improvement Fraud (35-43-6-13)	0	0	0	0
Identity Deception (35-43-5-3.5)	0	0	0	0
Interference with Custody (35-42-3-4)	0	0	0	0
Interference with Reporting Crime (35-42-2-5)	0	0	0	1
Invasion of Privacy (35-46-1-15.1)	0	0	0	0
Kill Domestic Animal	0	0	0	0
Manufacture of Paraphernalia (35-48-4-8.1)	0	0	0	0
Nonsupport of Child (35-46-1-5)	0	0	0	0
Nonsupport of Spouse (35-46-1-6)	0	0	0	0
Obscene Performance (35-49-3-1)	0	0	0	0
Obstructing Fireman (35-44-3-8)	0	0	0	0
Obstructing Traffic (35-42-2-4)	0	0	0	0
Obstruction of Justice (35-44-3-4)	0	0	0	0
Operating Vehicle After Lifetime Forfeiture (9-30-10-17)	0	0	0	0
Operating Vehicle While Intoxicated (9-30-5-4)	0	0	0	0
Operating Vehicle While Intoxicated with Prior (9-30-5-3)	0	0	0	0
Patronizing a Prostitute (35-45-4-3)	0	0	0	0
Perjury (35-44-2-1)	0	0	0	0
Possession of Cocaine or Narcotic Drug (35-48-4-6)	0	0	1	1
Possession of Marijuana, Hash Oil, or Hashish (35-48-4-11)	0	0	0	0
Possession of Methamphetamines (35-48-4-6.1)	0	0	0	1
Possession of Paraphernalia (35-48-4-8.3)	0	0	0	0
Possession of a Controlled Substance (35-48-4-7)	0	0	0	0
Possession of a Syringe (16-42-19-18)	0	0	0	1
Possession/Use of Legend Drug (16-42-19-13)	0	0	0	1
Professional Gambling (35-45-5-3)	0	0	0	0
Profiting from Adoption (35-46-1-9)	0	0	0	0
Promoting Professional Gambling (35-45-5-4)	0	0	0	0
Promoting Prostitution (35-45-4-4)	0	0	0	0
Prostitution (35-45-4-2)	0	0	0	0
Public Indecency (35-45-4-1)	0	0	0	1
Public Nudity (35-45-4-1.5)	0	0	0	0
Railroad Mischief (35-42-2-5.5)	0	0	0	0
Receiving Stolen Auto Parts (35-43-4-2.5)	0	0	0	0
Receiving Stolen Property (35-43-4-2)	0	0	0	0
Residential Entry (35-43-2-1.5)	0	0	1	1
Resisting Law Enforcement (35-44-3-3)	0	0	2	19
Rioting (35-45-1-2)	0	0	0	0

LEVEL III (cont'd)	NUMBER OF OFFENSES			
	This Month		This Calendar Year	
	Female	Male	Female	Male
Sale, Possession, Use of Legend Drug (16-42-19-27)	0	0	0	0
Selling, Distributing, Exhibiting Obscene Material (35-49-3-1)	0	0	0	0
Stalking (35-45-10-5)	0	0	0	0
Synthetic Drug (35-48-4-11.5)	0	0	0	0
Theft (35-43-4-2)	0	0	5	13
Torture or Mutilation of Animal (35-46-3-12)	0	0	0	0
Trafficking with an Inmate (35-44-3-9)	0	0	0	0
Unauthorized Possession of Prescription Form (35-48-4-14)	0	0	0	0
Unlawful Entry of Motor Vehicle (35-43-4-2.7)	0	0	0	1
Voyeurism (35-45-4-5)	0	0	0	0
Welfare Fraud (35-43-5-7)	0	0	0	0
Sub-Total	0	0	22	100

LEVEL IV

Absence From Home Detention (35-38-2.5-10)	0	0	0	0
Accident/Failure to Stop (9-26-1-8)	0	0	0	2
Alcohol Violation (31-37-2-6)	0	0	0	0
Animal Cruelty (35-46-3-12)	0	0	0	0
Assisting a Criminal (35-44-3-2)	0	0	0	0
Beats Vertebrate Animal (35-46-3-12)	0	0	0	0
Check Deception (35-43-5-5)	0	0	0	0
Common Nuisance (35-48-4-13)	0	0	0	0
Computer Trespassing (35-43-2-3)	0	0	0	0
Counterfeiting Auto Registration (9-18-2-42)	0	0	0	0
Counterfeiting a Driver's License (9-24-18-7)	0	0	0	0
Curfew Violation (31-37-2-5)	0	0	0	1
Deception (35-43-5-3)	0	0	0	0
Deer Outside Hours (14-22-6-1)	0	0	0	0
Deer w/ Illegal Device (14-22-6-1)	0	0	0	0
Disorderly Conduct (35-45-1-3)	0	0	1	12
Dissemination of Material Harmful to Minor (35-49-3-3)	0	0	0	0
Driving While Intoxicated (9-11-2-3)	0	0	0	0
Driving with Suspended License (9-24-19-2)	0	0	0	0
Exploitation of Dependent/Endangered Adult (35-46-1-12)	0	0	0	0
Failure to Appear (35-44-3-6)	0	0	0	0
Failure to Disclose Recruitment (35-46-4-4)	0	0	0	0
Failure to Respond to Summons (35-44-3-6.5)	0	0	0	0
False Auto Registration (9-18-2-44)	0	0	0	0
False Identity Statement (35-44-2-6)	0	0	0	0
False Informing (35-44-2-2)	0	0	1	3
Flag Desecration (35-45-1-4)	0	0	0	0
Glue Sniffing (35-46-6-2)	0	0	0	0
Habitual Disobedience of Parent, Guardian, or Custodian (Incorrigible) (31-37-2-4)	0	0	0	5
Harassment (35-45-2-2)	0	0	0	0
Home Improvement Fraud (35-43-6-12)	0	0	0	0
Illegal Consumption of Alcohol (7.1-5-7-7)	0	0	0	0
Illegal Possession of Alcohol (7.1-5-7-7)	0	0	0	0
Impairment of ID Number (35-43-7-4)	0	0	0	0
Interference with Custody (35-42-3-4)	0	0	0	0
Interfering with Law Enforcement Animal (35-46-3-11)	0	0	0	0
Invasion of Privacy (35-46-1-15.1)	0	0	0	0
Leaving Home w/o Permission of Parent, Guardian or Custodian (Runaway) (31-37-2-2)	0	0	1	2
Leaving Scene of Accident (9-26-1-1.1)	0	0	0	0
Maintaining a Common Nuisance (35-48-4-13)	0	0	0	0
Nitrous Oxide Distribution (35-46-6-3)	0	0	0	0
Obscene Performance (35-49-3-1)	0	0	0	0
Obstructing Medical Emergency (35-44-3-8.5)	0	0	0	0
Obstructing Traffic (35-42-2-4)	0	0	0	0
Official Misconduct (35-44.1-1-1)	0	0	0	0

LEVEL IV (cont'd)	NUMBER OF OFFENSES			
	This Month		This Calendar Year	
	Female	Male	Female	Male
Operating Vehicle While Intoxicated (9-30-5-2)	0	0	0	0
Operating Vehicle While Intoxicated/Cntrl'd Sub (9-30-5-1)	0	0	0	0
Operating Vehicle w/o License (9-24-18-1)	0	0	1	5
Operating Vehicle w/o Proof of Financial (9-25-8-2)	0	0	0	0
Operating Vehicle w/o Registration/Plates (9-18-2-43)	0	0	0	0
Possession of Device/Interfere Test (35-43-5-18)	0	0	0	0
Possession of Marijuana, Hash Oil, or Hashish (35-48-4-11)	0	0	1	9
Possession of Paraphernalia (35-48-4-8.3)	0	0	1	1
Possession of Substance Represented to be a Controlled Substance (35-48-4-4.6)	0	0	0	0
Possession, Purchase, Accepting Tobacco (35-46-1-10.5)	0	0	0	0
Probation Violation	0	0	0	71
Public Intoxication (7.1-5-1-3)	0	0	0	0
Receiving Unidentified Property (35-43-7-5)	0	0	0	0
Reckless Driving (9-21-8-52)	0	0	0	0
Refusal to Aid Officer (35-44-3-7)	0	0	0	0
Refusal to Identify Self (34-28-5-3.5)	0	0	0	0
Selling, Distributing, Exhibiting Obscene Material (35-49-3-1)	0	0	0	0
Synthetic Drug (35-48-4-11.5)	0	0	0	0
Taking Deer/Turkey (14-22-6-1)	0	0	0	0
Tattooing a Minor (35-42-2-7)	0	0	0	0
Torture, Kill, Mutilate an Animal (35-46-3-12)	0	0	0	0
Unauthorized Possession of Prescription (35-48-4-14)	0	0	0	0
Unlawful Entry of Motor Vehicle (35-43-4-2.7)	0	0	0	3
Unlawful Gambling (35-45-5-2)	0	0	0	0
Unlawful Use of Railroad Right of Way (8-3-15-3)	0	0	0	0
Vending Machine Vandalism (35-43-4-7)	0	0	0	0
Violation Home Detention	0	0	0	0
Violation Suspended Commitment to DOC	0	0	0	0
Violation of Compulsory School Attendance Law (Truancy) (31-37-2-3)	0	0	0	1
Voyeurism (35-45-4-5)	0	0	0	0
Welfare Fraud (35-45-5-7)	0	0	0	0
Sub-Total	0	0	6	115
GRAND TOTAL NUMBER OF OFFENSES	0	0	40	345

Indiana Department of Correction
Table 17
Number of Juvenile Offenders by Most Serious Offense
Committed to the Indiana Department of Correction

May 2022

MOST SERIOUS OFFENSE (Citation Code)	NUMBER OF JUVENILES			
	This Month		This Calendar Year	
LEVEL I	Female	Male	Female	Male
Aggravated Battery (35-42-2-1.5)	0	1	0	2
Arson (35-43-1-1)	0	0	0	0
Battery (35-42-2-1)	0	2	1	10
Battery by Bodily Waste (35-42-2-6)	1	0	1	2
Burglary (35-43-2-1)	0	1	0	7
Carjacking (35-42-5-2)	0	0	0	0
Carrying Handgun w/o License (35-47-2-1)	0	0	0	3
Changing, Altering, Removing, Obliterating ID of Handgun (35-47-2-18)	0	0	0	0
Child Exploitation (35-42-4-4)	0	0	0	0
Child Molesting (35-42-4-3)	0	1	0	7
Child Seduction (35-42-4-7)	0	0	0	0
Child Selling (35-46-1-4)	0	0	0	0
Child Solicitation (35-42-4-6)	0	0	0	0
Child in Possession of Handgun (35-47-10-5)	0	0	0	1
Consumer Product Tampering (35-45-8-3)	0	0	0	0
Criminal Confinement (35-42-3-3)	0	1	0	2
Criminal Deviate Conduct (35-42-4-2)	0	0	0	0
Criminal Gang Intimidation (35-45-9-4)	0	0	0	0
Criminal Gang Recruitment	0	0	0	0
Criminal Recklessness (35-42-2-2)	0	0	1	4
Dangerous Possession of a Firearm (35-47-10-5)	0	3	0	6
Dealing in a Sawed-Off Shotgun (35-47-5-4.1)	0	0	0	0
Distribution of a Destructive Device (IC 35-47.5-5-5)	0	0	0	0
Domestic Battery (35-42-2-1.3)	2	3	5	7
Driving While Intoxicated Resulting in Death (9-30-5-5)	0	0	0	0
False Application for Handgun (35-47-2-8)	0	0	0	0
False, Altering Handgun License (35-47-2-22)	0	0	0	0
Feticide (35-42-1-6)	0	0	0	0
Handgun, False ID (35-47-2-17)	0	0	0	0
Incest (35-46-1-3)	0	0	0	0
Interference with Custody (35-42-3-4)	0	0	0	0
Intimidation (35-45-2-1)	0	0	0	0
Involuntary Manslaughter (35-42-1-4)	0	0	0	0
Kidnapping (35-42-3-2)	0	0	0	0
Murder (35-42-1-1)	0	1	0	1
Neglect of a Dependent (35-46-1-4)	0	0	0	0
Operation of a Machine Gun/Hurling a Bomb (35-47-5-9)	0	0	0	0
Overpass Mischief (35-42-2-5)	0	0	0	0
Pointing a Firearm (35-47-4-3)	0	0	0	1
Possession of Firearm on School Property (35-47-9-2)	0	0	0	0
Possession of a Machine Gun or Bomb (35-47-5-9)	0	0	0	0
Rape (35-42-4-1)	0	0	0	1
Reckless Homicide (35-42-1-5)	0	0	0	0
Resisting Law Enforcement (35-44-3-3)	0	0	0	0
Robbery (35-42-5-1)	1	3	1	9
Sell, Manufacture, Possess, Purchase Explosive (35-47-5-1)	0	0	0	0
Sell, Transfer, HIV Blood (35-42-1-7)	0	0	0	0
Selling, Transferring, Giving Handgun to Under 18 (35-47-2-7)	0	0	0	0
Sexual Battery (35-42-4-8)	0	0	0	2
Sexual Misconduct (35-44-1-5)	0	0	0	0

LEVEL I (cont'd)	NUMBER OF JUVENILES			
	This Month		This Calendar Year	
	Female	Male	Female	Male
Sexual Misconduct with a Minor (35-42-4-9)	0	0	0	0
Stalking (35-45-10-5)	0	0	0	0
Strangulation (35-42-2-9)	0	0	0	0
Unlawful Delivery of Confiscated Firearm (35-47-3-4)	0	0	0	0
Unlawful Use of Body Armor (35-47-5-13)	0	0	0	0
Unlawful Use of Stun Gun (35-47-8-5)	0	0	0	0
Vicarious Sexual Gratification (35-42-4-5)	0	0	0	0
Voluntary Manslaughter (35-42-1-3)	0	0	0	0
Sub-Total	4	16	9	65

LEVEL II				
Assisting a Criminal (35-44-3-2)	0	0	0	0
Chinese Throwing Star (35-47-5-12)	0	0	0	0
Criminal Gang Activity (35-45-9-3)	0	0	0	0
Criminal Recklessness (35-42-2-2)	0	0	0	0
Dealing Anabolic Steroid (16-42-19-27)	0	0	0	0
Dealing Methamphetamine (35-48-4-1.1)	0	0	0	0
Dealing in Cocaine or Narcotic Drug (35-48-4-1)	0	0	0	0
Dealing in Marijuana, Hash Oil, or Hashish (35-48-4-10)	0	0	0	0
Dealing in a Schedule I, II, or III Controlled Substance (35-48-4-2)	0	0	0	0
Dealing in a Schedule IV Controlled Substance (35-48-4-3)	0	0	0	0
Dealing in a Schedule V Controlled Substance (35-48-4-4)	0	0	0	0
Dealing in a Substance Represented to be a Controlled Substance (35-48-4-4.5)	0	0	0	0
Delivery of Weapon to Intoxicated Person (35-47-4-1)	0	0	0	0
Disarming Law Enforcement Officer (35-44.1-3-2)	0	0	0	0
Escape/Failure to Return to Lawful Detention (35-44-3-5)	0	3	1	5
Inmate w/ Deadly Weapon (35-44.1-3-7)	0	0	0	0
Interference with Custody (35-42-3-4)	0	0	0	0
Intimidation (35-45-2-1)	0	0	1	10
Knife with Automatic Blade (35-47-5-2)	0	0	0	0
Loan Sharking (35-45-7-2)	0	0	0	0
Maintaining a Common Nuisance (35-48-4-13)	0	0	0	0
Making loan secured by mortgage, deposit or pledge of handgun (35-47-4-2)	0	0	0	0
Manufacture, Distribution, Possession of a Substance Represented to be a Controlled Substance (35-48-4-4.5)	0	0	0	0
Neglect of a Dependent (35-46-1-4)	0	0	0	0
Poss precursors w/intent to manufacture etc. (35-48-4-14.5)	0	0	0	0
Possession of a Controlled Substance (35-48-4-7)	0	0	0	0
Possession of a Knife on School Property (35-47-5-2.5)	0	0	0	0
Promoting Prostitution (35-45-4-4)	0	0	0	0
Purchase, Possession or Sale of Stun Gun (35-47-8-5)	0	0	0	0
Resisting Law Enforcement (35-44-3-3)	0	0	0	7
Rioting with a Deadly Weapon (35-45-1-2)	0	0	0	0
Sale, Possession, Use of Legend Drug (16-42-19-27)	0	0	0	0
Sexual Misconduct with a Minor (35-42-4-9)	0	0	0	0
Stalking (35-45-10-5)	0	0	0	0
Trafficking with an Inmate (35-44-3-9)	0	0	0	0
Use of Stun Gun in Commission of a Crime (35-47-8-5)	0	0	0	0
Sub-Total	0	3	2	22

LEVEL III				
Accident /Failure to Stop (9-26-1-8)	0	0	0	0
Accident, Property Damage with Injury (9-26-1-8)	0	0	0	0
Altering or Damaging Computer (35-43-1-4)	0	0	0	0
Auto Theft, Receiving Stolen Parts (35-43-4-2.5)	0	1	1	4
Battery (35-42-2-1)	2	1	3	7
Bestiality	0	0	0	1
Bribery (35-44-1-1)	0	0	0	0
Burglary (35-43-2-1)	0	0	0	0
Check Deception (35-43-5-5)	0	0	0	0

LEVEL III (cont'd)	NUMBER OF JUVENILES			
	This Month		This Calendar Year	
	Female	Male	Female	Male
Check Fraud (35-43-5-12)	0	0	0	0
Child Exploitation (35-42-4-4)	0	0	0	0
Controlled Substance Registration (35-48-4-14)	0	0	0	0
Conversion (35-43-4-3)	0	0	0	0
Criminal Mischief (35-43-1-2)	0	0	0	2
Criminal Recklessness (35-42-2-2)	0	0	0	0
Criminal Trespass (35-43-2-2)	0	0	0	0
Dealing in Altered Property (35-43-4-2.3)	0	0	0	0
Dealing in Marijuana, Hash Oil, or Hashish (35-48-4-10)	0	0	0	0
Dealing in Paraphernalia (35-48-4-8.5)	0	0	0	0
Distribution of Material Harmful to Minor (35-49-3-3)	0	0	0	0
Escape/Failure to Return to Lawful Detention (35-44-3-5)	0	1	2	3
Failure to Appear (35-44-3-6)	0	0	0	0
False Reporting (35-44-2-2)	0	0	0	0
Forgery (35-43-5-2)	0	0	0	0
Fraud (35-43-5-4)	0	0	0	0
Fraud on Financial Institution (35-45-5-8)	0	0	0	0
Home Improvement Fraud (35-43-6-13)	0	0	0	0
Identity Deception (35-43-5-3.5)	0	0	0	0
Interference with Custody (35-42-3-4)	0	0	0	0
Interference with Reporting Crime (35-42-2-5)	0	0	0	0
Invasion of Privacy (35-46-1-15.1)	0	0	0	0
Kill Domestic Animal	0	0	0	0
Manufacture of Paraphernalia (35-48-4-8.1)	0	0	0	0
Nonsupport of Child (35-46-1-5)	0	0	0	0
Nonsupport of Spouse (35-46-1-6)	0	0	0	0
Obscene Performance (35-49-3-1)	0	0	0	0
Obstructing Fireman (35-44-3-8)	0	0	0	0
Obstructing Traffic (35-42-2-4)	0	0	0	0
Obstruction of Justice (35-44-3-4)	0	0	0	0
Operating Vehicle After Lifetime Forfeiture (9-30-10-17)	0	0	0	0
Operating Vehicle While Intoxicated (9-30-5-4)	0	0	0	0
Operating Vehicle While Intoxicated with Prior (9-30-5-3)	0	0	0	0
Patronizing a Prostitute (35-45-4-3)	0	0	0	0
Perjury (35-44-2-1)	0	0	0	0
Possession of Cocaine or Narcotic Drug (35-48-4-6)	0	0	1	0
Possession of Marijuana, Hash Oil, or Hashish (35-48-4-11)	0	0	0	0
Possession of Methamphetamines (35-48-4-6.1)	0	0	0	1
Possession of Paraphernalia (35-48-4-8.3)	0	0	0	0
Possession of a Controlled Substance (35-48-4-7)	0	0	0	0
Possession of a Syringe (16-42-19-18)	0	0	0	0
Possession/Use of Legend Drug (16-42-19-13)	0	0	0	1
Professional Gambling (35-45-5-3)	0	0	0	0
Profiting from Adoption (35-46-1-9)	0	0	0	0
Promoting Professional Gambling (35-45-5-4)	0	0	0	0
Promoting Prostitution (35-45-4-4)	0	0	0	0
Prostitution (35-45-4-2)	0	0	0	0
Public Indecency (35-45-4-1)	0	0	0	0
Public Nudity (35-45-4-1.5)	0	0	0	0
Railroad Mischief (35-42-2-5.5)	0	0	0	0
Receiving Stolen Property (35-43-4-2)	0	0	0	0
Residential Entry (35-43-2-1.5)	0	0	1	0
Resisting Law Enforcement (35-44-3-3)	0	0	0	4
Rioting (35-45-1-2)	0	0	0	0
Sale, Possession, Use of Legend Drug (16-42-19-27)	0	0	0	0
Selling, Distributing, Exhibiting Obscene Material (35-49-3-1)	0	0	0	0

LEVEL III (Cont.)	NUMBER OF JUVENILES			
	This Month		This Calendar Year	
	Female	Male	Female	Male
Stalking (35-45-10-5)	0	0	0	0
Synthetic Drug (35-48-4-11.5)	0	0	0	0
Theft (35-43-4-2)	1	0	2	4
Torture or Mutilation of Animal (35-46-3-12)	0	0	0	0
Trafficking with an Inmate (35-44-3-9)	0	0	0	0
Unauthorized Possession of Prescription Form (35-48-4-14)	0	0	0	0
Unlawful Entry of Motor Vehicle (35-43-4-2.7)	0	0	0	0
Voyeurism (35-45-4-5)	0	0	0	0
Welfare Fraud (35-43-5-7)	0	0	0	0
Sub-Total	3	3	10	27
LEVEL IV				
Absence From Home Detention (35-38-2.5-10)	0	0	0	0
Accident/Failure to Stop (9-26-1-8)	0	0	0	0
Assisting a Criminal (35-44-3-2)	0	0	0	0
Beats Vertebrate Animal (35-46-3-12)	0	0	0	0
Check Deception (35-43-5-5)	0	0	0	0
Common Nuisance (35-48-4-13)	0	0	0	0
Computer Trespassing (35-43-2-3)	0	0	0	0
Counterfeiting Auto Registration (9-18-2-42)	0	0	0	0
Counterfeiting a Driver's License (9-24-18-7)	0	0	0	0
Curfew Violation (31-37-2-5)	0	0	0	0
Deception (35-43-5-3)	0	0	0	0
Disorderly Conduct (35-45-1-3)	0	0	0	1
Dissemination of Material Harmful to Minor (35-49-3-3)	0	0	0	0
Driving with Suspended License (9-24-19-2)	0	0	0	0
Exploitation of Dependent/Endangered Adult (35-46-1-12)	0	0	0	0
Failure to Appear (35-44-3-6)	0	0	0	0
Failure to Disclose Recruitment (35-46-4-4)	0	0	0	0
Failure to Respond to Summons (35-44-3-6.5)	0	0	0	0
False Auto Registration (9-18-2-44)	0	0	0	0
False Identity Statement (35-44-2-6)	0	0	0	0
False Informing (35-44-2-2)	0	0	0	0
Flag Desecration (35-45-1-4)	0	0	0	0
Glue Sniffing (35-46-6-2)	0	0	0	0
Habitual Disobedience of Parent, Guardian, or Custodian (Incorrigible) (31-37-2-4)	0	0	0	0
Harassment (35-45-2-2)	0	0	0	0
Home Improvement Fraud (35-43-6-12)	0	0	0	0
Illegal Consumption of Alcohol (7.1-5-7-7)	0	0	0	0
Illegal Possession of Alcohol (7.1-5-7-7)	0	0	0	0
Impairment of ID Number (35-43-7-4)	0	0	0	0
Interference with Custody (35-42-3-4)	0	0	0	0
Interfering with Law Enforcement Animal (35-46-3-11)	0	0	0	0
Invasion of Privacy (35-46-1-15.1)	0	0	0	0
Leaving Home w/o Permission of Parent, Guardian or Custodian (Runaway) (31-37-2-2)	0	0	0	0
Nitrous Oxide Distribution (35-46-6-3)	0	0	0	0
Obscene Performance (35-49-3-1)	0	0	0	0
Obstructing Medical Emergency (35-44-3-8.5)	0	0	0	0
Obstructing Traffic (35-42-2-4)	0	0	0	0
Operating Vehicle While Intoxicated (9-30-5-2)	0	0	0	0
Operating Vehicle While Intoxicated/Cntrl'd Sub (9-30-5-1)	0	0	0	0
Operating Vehicle w/o License (9-24-18-1)	0	0	0	1
Operating Vehicle w/o Proof of Financial (9-25-8-2)	0	0	0	0
Operating Vehicle w/o Registration/Plates (9-18-2-43)	0	0	0	0
Possession of Marijuana, Hash Oil, or Hashish (35-48-4-11)	0	0	0	4
Possession of Paraphernalia (35-48-4-8.3)	0	0	0	0
Possession of Substance Represented to be a Controlled Substance (35-48-4-4.6)	0	0	0	0
Possession, Purchase, Accepting Tobacco (35-46-1-10.5)	0	0	0	0
Probation Violation	0	0	0	0
Public Intoxication (7.1-5-1-3)	0	0	0	0
Receiving Unidentified Property (35-43-7-5)	0	0	0	0
Reckless Driving (9-21-8-52)	0	0	0	0
Refusal to Aid Officer (35-44-3-7)	0	0	0	0

LEVEL IV (cont'd)	NUMBER OF JUVENILES				
	This Month		This Calendar Year		
	Female	Male	Female	Male	
Refusal to Identify Self (34-28-5-3.5)	0	0	0	0	
Selling, Distributing, Exhibiting Obscene Material (35-49-3-1)	0	0	0	0	
Synthetic Drug	0	0	0	0	
Torture, Kill, Mutilate an Animal (35-46-3-12)	0	0	0	0	
Unauthorized Possession of Prescription (35-48-4-14)	0	0	0	0	
Unlawful Entry of Motor Vehicle (35-43-4-2.7)	0	0	0	0	
Unlawful Gambling (35-45-5-2)	0	0	0	0	
Unlawful Use of Railroad Right of Way (8-3-15-3)	0	0	0	0	
Vending Machine Vandalism (35-43-4-7)	0	0	0	0	
Violation Home Detention	0	0	0	0	
Violation Suspended Commitment to DOC	0	0	0	0	
Violation of Compulsory School Attendance Law (Truancy) (31-37-2-3)	0	0	0	0	
Voyeurism (35-45-4-5)	0	0	0	0	
Welfare Fraud (35-45-5-7)	0	0	0	0	
	Sub-Total	0	0	0	6
	GRAND TOTAL NUMBER OF JUVENILES	7	22	21	120

Indiana Department of Correction
Table 18
Juvenile Female New Commitments

<u>Month</u>	<u>2017</u>	<u>2018</u>	<u>2019</u>	<u>2020</u>	<u>2021</u>	<u>2022</u>
January	2	3	10	3	4	2
February	5	8	4	5	0	6
March	6	4	7	3	1	3
April	2	7	3	5	3	3
May	6	8	8	5	6	7
June	7	2	3	4	6	
July	8	12	9	3	3	
August	5	4	2	1	5	
September	8	8	4	4	3	
October	6	5	6	2	2	
November	7	8	2	5	3	
December	<u>12</u>	<u>8</u>	<u>5</u>	<u>3</u>	<u>3</u>	
TOTALS	74	77	63	43	39	

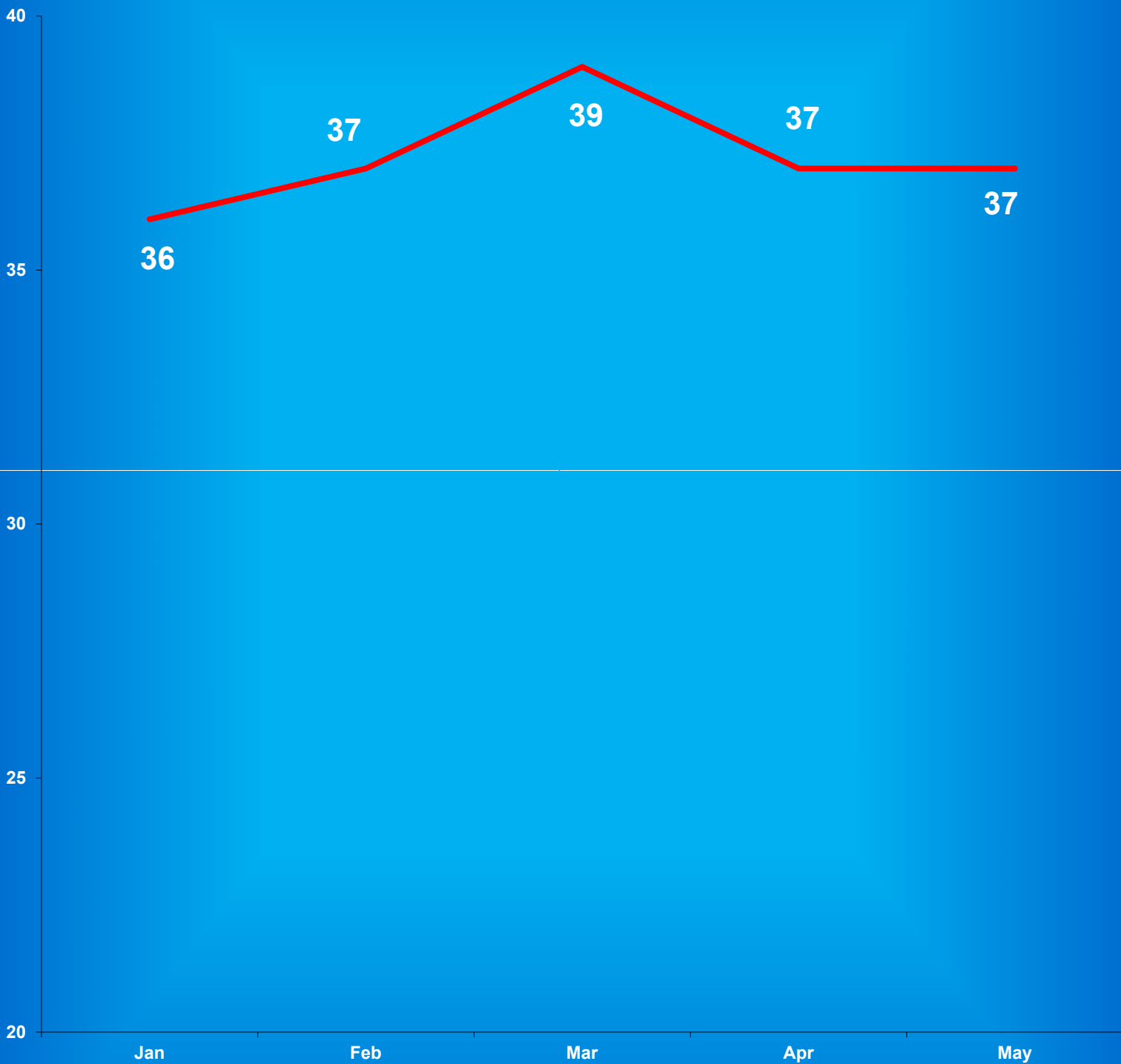
Source: SAS - mnthadm4.pgm

Indiana Department of Correction

Graph G

Average Daily Juvenile Female Offender Populations

Calendar Year 2022



Indiana Department of Correction
Table 19
Juvenile Male New Commitments

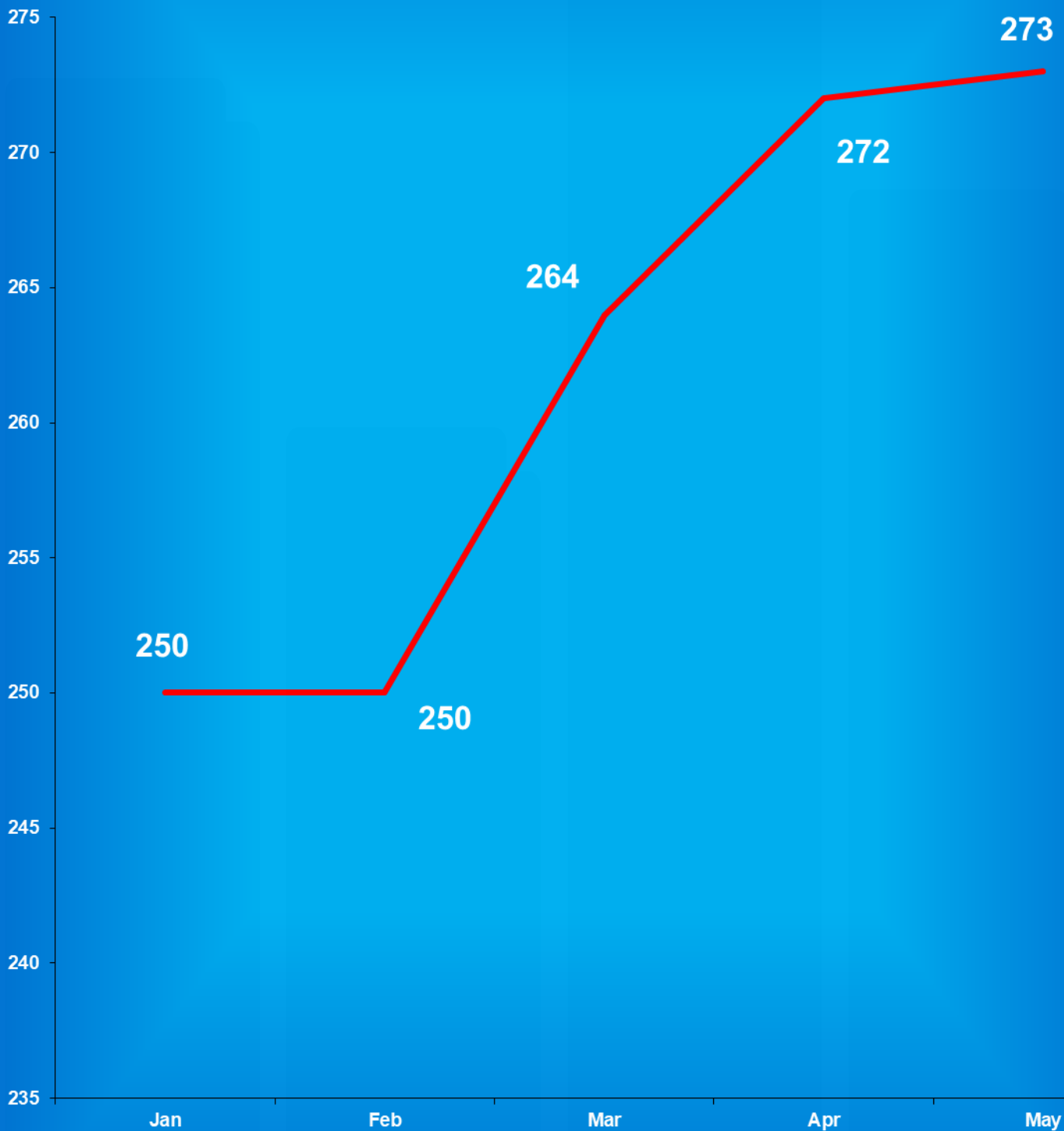
<u>Month</u>	<u>2017</u>	<u>2018</u>	<u>2019</u>	<u>2020</u>	<u>2021</u>	<u>2022</u>
January	26	46	36	28	6	23
February	26	38	36	21	16	17
March	36	33	17	32	28	34
April	45	27	24	17	22	25
May	35	42	30	11	23	23
June	48	29	27	14	23	
July	40	29	47	17	21	
August	48	28	37	15	15	
September	43	41	23	20	23	
October	39	24	34	17	9	
November	48	34	26	19	22	
December	<u>34</u>	<u>52</u>	<u>23</u>	<u>20</u>	<u>28</u>	
TOTALS	468	423	360	231	236	

Source: SAS - mnthadm4.pgm

Indiana Department of Correction

Graph H

Average Daily Juvenile Male Offender Populations
Calendar Year 2022





Juvenile Reintegration Districts



District #8

District #6

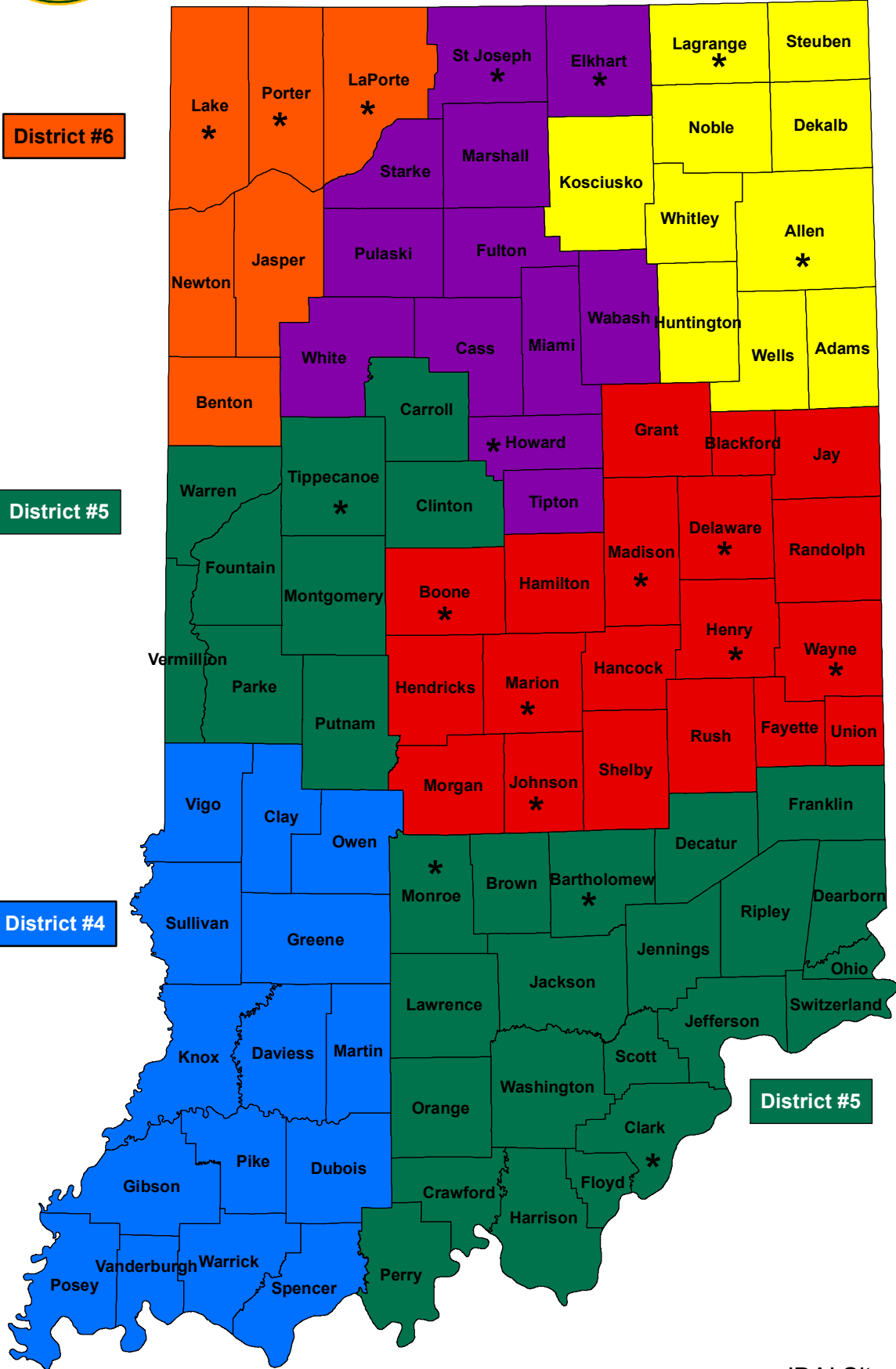
District #2

District #5

District #3

District #4

District #5



*JDAI Site

Indiana Department of Correction
Table 20
Juvenile Parole Caseload on June 01, 2022

<u>Juvenile Reintegration Districts</u>	Indiana Parolees		Other Jurisdiction		<u>Total</u>
	<u>Juvenile Male</u>	<u>Juvenile Female</u>	<u>Juvenile Male</u>	<u>Juvenile Female</u>	
<i>Interstate Compact (RD0)*</i>	2	0	2	0	4
	<u>District Supervision Breakdown</u> as follows:				
Re-Entry Parole (PD1)	2	1	0	0	3
Fort Wayne (PD2)	5	0	1	0	6
Indianapolis (PD3)	5	0	3	0	8
Evansville (P4A)	4	0	0	0	4
Terre Haute (P4B)	3	0	0	0	3
Bloomington (PD5)	0	0	1	0	1
Gary (PD6)	1	0	0	0	1
New Castle (PD7)	5	0	0	0	5
South Bend (PD8)	1	0	0	0	1
Madison (PD9)	1	0	0	0	1
Total	29	1	7	0	37

Total Juvenile Parole Population on the First Day of Each Month

<u>Calendar Year 2022</u>	Indiana Parolees		Other Jurisdiction		<u>Total</u>
	<u>Juvenile Male</u>	<u>Juvenile Female</u>	<u>Juvenile Male</u>	<u>Juvenile Female</u>	
January	30	1	6	0	37
February	33	1	9	0	43
March	28	2	12	0	42
April	24	1	8	0	33
May	29	1	7	0	37

** Includes Indiana parolees who are serving their parole in another state, as well as offenders from other States being supervised in Indiana (Interstate Compact)*

Sources:
Parole Division
SAS - juvparl2.pgm

**Indiana Department of Correction
Indiana Government Center South, Room E334
302 W. Washington Street
Indianapolis, IN 46204**

**Prepared by:
Scott Haskett, Data Analyst
CHaskett2@idoc.in.gov**

This report and previous reports may be found at:

<http://www.in.gov/idoc/2376.htm>



CHANGING LIVES



The Indiana Department of Correction advances public safety and successful re-entry through dynamic supervision, programming, and partnerships.