


Indiana Department of Correction

Division of Data Analytics



Offender Population Statistical Report
- APRIL 2021 -
Rob Carter, Commissioner

**Indiana Department of Correction
Indiana Government Center South, Room E334
302 W. Washington Street
Indianapolis, IN 46204**

**Prepared by:
Grant Beanblossom, Data Analyst
(317) 233-4765
gbeanblossom@idoc.in.gov**

This report and previous reports may be found at:

<http://www.in.gov/idoc/2376.htm>



Definitions

For the purpose of this report, the following definitions apply:

Admission – The means by which an offender enters the custody or jurisdiction of the Indiana Department of Correction. For this report, with the exception of the return of an escapee, this does not include a return from a temporary absence.

Average Daily Population – The sum of the daily beginning counts for a month, divided by that month's number of daily beginning counts.

Beginning Count – The number of offenders physically present at the beginning of the day (ie, 0000:01 hours).

Class A Felony – An offense whereby a person convicted of this felony shall be imprisoned for a fixed term of thirty years, with not more than twenty years added for aggravating circumstances, or not more than ten years subtracted for mitigating circumstances.

Class B Felony – An offense whereby a person convicted of this felony shall be imprisoned for a fixed term of ten years, with not more than ten years added for aggravating circumstances, or not more than four years subtracted for mitigating circumstances.

Class C Felony – An offense whereby a person convicted of this felony shall be imprisoned for a fixed term of four years, with not more than four years added for aggravating circumstances, or not more than two years subtracted for mitigating circumstances.

Class D Felony – An offense whereby a person convicted of this felony shall be imprisoned for a fixed term of one and one-half years, with not more than one and one-half years added for aggravating circumstances, or not more than one year subtracted for mitigating circumstances.

Class 1 Felony – An offense whereby a person convicted of this felony shall be imprisoned with a sentence range of 20-40 years, with not more than twenty years added as a habitual offender enhancement.

Class 2 Felony – An offense whereby a person convicted of this felony shall be imprisoned with a sentence range of 10-30 years, with not more than twenty years added as a habitual offender enhancement.

Class 3 Felony – An offense whereby a person convicted of this felony shall be imprisoned with a sentence range of 3-16 years, with not more than twenty years added as a habitual offender enhancement.

Class 4 Felony – An offense whereby a person convicted of this felony shall be imprisoned with a sentence range of 2-12 years, with not more than twenty years added as a habitual offender enhancement.

Class 5 Felony – An offense whereby a person convicted of this felony shall be imprisoned with a sentence range of 1-6 years, with not more than six years added as a habitual offender enhancement.

Class 6 Felony – An offense whereby a person convicted of this felony shall be imprisoned with a sentence range of 0.5-2.5 years, with not more than six years added as a habitual offender enhancement.

Contracted Beds - Those offenders who have been committed to the Indiana Department of Correction, but are housed in a local work release facility under contract of a 3rd party provider.

County Jail "Back-ups" (Jail Bed Count) – Those offenders who have been committed to the Indiana Department of Correction, but are housed in a county jail until they can be transferred to a Department of Correction intake facility. The county receives \$35.00 per day, per offender, to house these offenders.

Ending Count – The number of offenders physically present at the end of the day (ie, 2400:00 hours).

Felon – A person convicted in any jurisdiction who might have been imprisoned for more than one year.

Murder - An offense whereby a person convicted of this felony shall be imprisoned for a fixed term of fifty-five years, with not more than ten years added for aggravating circumstances, or not more than ten years subtracted for mitigating circumstances.

Definitions Continued

Operational Capacity – The total bed capacity of the facility. The capacity of a facility is the number of beds authorized for safe and efficient operation of the facility.

Pre-Dispositional – An individual ordered by the Court to the Indiana Department of Correction for evaluation prior to sentencing.

Release – The means by which an offender leaves the custody or jurisdiction of the Indiana Department of Correction. For this report, with the exception of an escape, this does not include a temporary absence.

Safekeeper – An individual whom the Court has determined to be in imminent danger of serious bodily injury or death, or who represents a substantial threat to the safety of others, and whom the Court has ordered to the Indiana Department of Correction for custody and security control.

Maximum Level Facilities – Maximum security facilities have very restrictive security measures and housing is celled space.

Medium Level Facilities – Medium security facilities have moderate degree of security measures and housing consists of dormitories and celled space.

Minimum Level Facilities – Minimum Security Facilities have the least restrictive security measures and housing is dormitory style. Also included as minimum security are work release program offenders who leave the facility for outside employment but return nightly.

Intake Facilities – Intake facilities are designated to receive newly committed adult offenders. During the intake process each offender is evaluated through interviews, reports and diagnostic tests. This evaluation forms the basis of the offenders' facility and program assignment.

Secure Housing Units – Denotes maximum control with the most restrictive security measures in place.

Vacancy – The number of beds available for assignment.

Juvenile Diagnostic/Walkthrough – A Juvenile court can order a youth to the Department of Correction to be temporarily committed for not more than 14 days (excluding Saturdays, Sundays and Legal holidays) for the purpose of an evaluation. The youth must be adjudicated delinquent and the order has to be prior to disposition. The department will send a report to the court of the written findings.

Indiana Department of Correction Population Summary

- There were 21,951 adult male offenders (including 563 county jail “back-ups” and 78 in contracted beds) on May 01, 2021. This population is 8% below operational bed capacity for general population.
- There were 2,232 adult female offenders (including 66 county jail “back-ups” and 39 in contracted beds) on May 01, 2021. This population is 20% below the operational bed capacity.
- There were 223 juvenile male offenders in the Department’s facilities on May 01, 2021. This population is 59% below the operational bed capacity.
- There were 34 juvenile female offenders in the Department’s facilities on May 01, 2021. This population is 44% below the operational bed capacity.
- There were 5,556 adult males on parole in Indiana (5,021 Indiana parolees and 535 other jurisdiction parolees) on April 01, 2021.
- There were 637 adult females on parole in Indiana (559 Indiana parolees and 67 other jurisdiction parolees) on April 01, 2021.
- There were 585 adults admitted to IDOC (502 males and 83 females) and 770 adults released from IDOC (663 males and 107 females) in April 2021.
- There were 25 juveniles admitted to IDOC (22 males and 3 females) and 31 juveniles released from IDOC (24 males and 7 female) in April 2021.

**Indiana Department of Correction
Human Resource Report**

April 30, 2021

ADULT FACILITIES

Facility	Total Staff*	Custody Staff	Non-Custody	Vacancies	Hires - Rehires	Retired - Terminated	Inter-Agency		Contract/Vendor		
							In	Out	Aramark	Health	Education
Branchville Correctional Facility	239	164	75	35	2	9	1	0	5	30	8
Chain O'Lakes Correctional Facility	28	21	7	3	0	0	0	0	5	2	0
Correctional Industrial Facility	301	233	68	66	10	12	0	0	13	22	5
Edinburgh Correctional Facility	67	50	17	5	8	4	0	0	7	5	1
Indiana State Prison/Lakeside	455	353	102	115	3	19	0	0	18	35	5
Indiana Women's Prison	179	129	50	14	3	3	0	0	7	23	8
Madison Correctional Facility	191	139	52	24	3	10	0	0	6	25	4
Miami Correctional Facility	427	323	104	157	12	25	0	0	19	56	15
New Castle Correctional Facility**	426	303	123	103	0	0	0	0	28	61	17
Pendleton Correctional Facility	383	258	125	143	13	22	0	0	18	46	1
Plainfield Correctional Facility	338	245	93	56	9	9	1	0	29	37	9
Putnamville Correctional Facility	417	303	114	107	23	20	2	1	12	34	14
Reception-Diagnostic Center	209	162	47	38	1	3	1	1	0	27	0
Rockville Correctional Facility	223	157	66	43	1	6	0	0	14	32	9
South Bend Comm. Re-Entry Center	38	25	13	4	0	1	0	0	4	3	0
Heritage Trail DOC Staff	22	0	22	3	0	0	0	0	0	0	7
Heritage Trail GEO Staff**	157	86	71	34	0	0	0	0	0	9	0
Wabash Valley Correctional Facility	570	452	118	76	4	5	0	0	23	54	6
Westville Correctional Facility	658	513	145	112	6	17	0	0	24	63	12
Total	5,328	3,916	1,412	1,138	98	165	5	2	232	564	121

JUVENILE FACILITIES

Facility	Total Staff*	Custody Staff	Non-Custody	Vacancies	Hires - Rehires	Retired - Terminated	Inter-Agency		Contract/Vendor		
							In	Out	Aramark	Health	Education
Camp Summit	57	42	15	7	0	1	0	0	4	6	2
Logansport Intake/North Central	123	108	15	7	0	5	0	0	7	14	3
Pendleton Juvenile Correctional	231	162	69	61	15	11	0	0	6	16	4
Total	411	312	99	75	15	17	0	0	17	36	9

ADMINISTRATIVE

Central Office***	Total	550	264	286	72	5	5	2	2	0	3	0
-------------------	--------------	------------	------------	------------	-----------	----------	----------	----------	----------	----------	----------	----------

TOTALS

STATE EMPLOYEE TOTAL	5,706	4,103	1,603	1,148	118	187	7	4	0	0	0
CONTRACT EMPLOYEE TOTAL	1,565	389	1,176	137	0	0	0	0	249	603	130
GRAND TOTAL	7,271	4,492	2,779	1,285	118	187	7	4	249	603	130

* Total Active Staff does not include those on disability, suspension, or leave with pay.

** New Castle Correctional Facility and Heritage Trail are privately contracted institutions. Their hire/rehire and termination/reire data is not provided to DOC.

*** Includes Technology Services Division, PEN Products, Staff Development and Training, and the Parole Division (counted as Custody Staff)

Note: Total staff, custody staff, non-custody staff, and vacancy data are as of the end of the month.

Hires and re-hires, retirements and terminations, intra-agency transfer in and transfer out are the total number of actions for the month.

Source: DOC Human Resource



Offender Statistics



Indiana Department of Correction
Table 1
Offender Population & Vacancy Numbers, by Facility Security Level
May 1, 2021

Minimum Security - Adult MALE

	April Ending Count	General Population Vacancies	Programs & Treatment Vacancies	Restricted Housing & Infirmery Vacancies	Down Beds	Held Beds
Chain O'Lakes	70	31	0	0	0	1
Edinburgh	271	72	0	0	0	1
Miami - MCA	107	95	0	0	0	0
New Castle - NCA	138	65	0	0	0	0
Pendleton - IRO	171	48	0	0	0	1
Westville - WCA	338	28	9	0	0	2
Wabash Valley - WVA	140	58	0	0	0	0
Total	1,235	397	9	0	0	5

Re-Entry & Work Release - Adult MALE

Bartholomew Co. Re-Entry	4	16	0	0	0	0
Chain O'Lakes Re-Entry	32	6	0	0	0	0
Lake Co. Re-Entry/M	4	6	0	0	0	0
South Bend Re-Entry	144	57	0	0	0	0
VOA/Hope Hall Re-Entry	33	7	0	0	0	0
Starke Co. PI - TC	37	0	11	0	0	0
Total	254	92	11	0	0	0

Medium Security - Adult MALE

	April Ending Count	General Population Vacancies	Programs & Treatment Vacancies	Restricted Housing & Infirmery Vacancies	Down Beds	Held Beds
Branchville	1,248	180	76	7	0	0
Correctional Industrial	1,231	221	18	17	5	4
Indiana State Prison ISO	278	105	0	0	0	2
Plainfield	1,404	102	14	12	77	4
Putnamville	1,966	174	35	6	329	6
Heritage Trail	806	105	0	0	0	3
Westville	2,394	134	157	66	137	24
New Castle	2,259	137	4	21	4	5
Total	11,586	1,158	304	129	552	48

Table 1 (Cont.)

Maximum Security - Adult MALE

	April Ending Count	General Population Vacancies	Programs & Treatment Vacancies	Restricted Housing & Infirmary Vacancies	Down Beds	Held Beds
Miami	1,756	38	12	8	1,166	4
Indiana State Prison	1,914	52	25	47	23	17
Pendleton	1,383	7	5	37	12	5
Pendleton Treatment Unit	158	0	85	0	15	2
ISR Secure Housing Unit	58	0	0	1	21	1
New Castle Annex	428	30	0	20	4	3
New Castle Mental Health	122	0	2	0	4	0
WCU Secure Housing Unit	128	0	0	7	3	0
Wabash Valley	1,695	23	29	35	3	15
WVS Secure Housing Unit	197	0	0	11	6	2
Reception Diag. Center	474	215	0	0	24	0
Total	8,313	365	158	166	1,281	49

Minimum Security & Re-Entry - Adult FEMALE

	April Ending Count	General Population Vacancies	Programs & Treatment Vacancies	Restricted Housing & Infirmary Vacancies	Down Beds	Held Beds
Madison	485	362	0	0	0	1
Jefferson Co. Re-Entry	33	54	0	0	0	0
Crane House	39	6	0	0	0	0
Total	557	422	0	0	0	1

Medium Security - Adult FEMALE

Rockville	906	20	273	7	0	0
Total	906	20	273	7	0	0

Maximum Security - Adult FEMALE
--

Women's Prison	556	124	35	8	0	3
Rockville Intake	147	65	0	0	0	0
Total	703	189	35	8	0	3

JAIL BED COUNT

Adult Male	563	563	563	563	563	0%
Adult Female	<u>66</u>	<u>66</u>	<u>66</u>	<u>66</u>	<u>66</u>	<u>0%</u>
Total	629	629	629	629	629	0

Table 1 (Cont.)

JUVENILE OFFENDERS

Juvenile Male

	April Ending Count	General Population Vacancies	Programs & Treatment Vacancies	Restricted Housing & Infirmery Vacancies	Down Beds	Held Beds
North Central Juvenile Correctional Facility	100	74	0	0	0	0
Pendleton Juvenile Correctional Facility	122	243	0	17	0	9
Total	222	317	0	17	0	9

Juvenile Female

LaPorte Juvenile Correctional Facility	30	30	0	2	0	0
--	----	----	---	---	---	---

TOTALS

	April Ending Count	General Population Vacancies	Programs & Treatment Vacancies	Restricted Housing & Infirmery Vacancies	Down Beds	Held Beds
GRAND TOTAL FOR ALL ADULT MALES (Includes Jail Bed Count and Contracted Beds)	21,951	2,575	1,045	858	2,396	102
TOTAL FOR ADULT MALES IDOC FACILITIES ONLY	21,310	1,983	471	295	1,833	102
GRAND TOTAL FOR ALL ADULT FEMALES (Includes Jail Bed Count and Contracted Beds)	2,232	697	374	81	66	4
TOTAL FOR ADULT FEMALES IDOC FACILITIES ONLY	2,127	571	308	15	0	4
TOTAL FOR JUVENILE MALES	222	317	0	17	0	9
TOTAL FOR JUVENILE FEMALES	30	30	0	2	0	0
GRAND TOTAL FOR THE DEPARTMENT (Includes Jail Bed Count and Contracted Beds)	24,435	3,619	1,419	958	2,462	115
GRAND TOTAL FOR THE DEPARTMENT (Excludes Jail Bed Count and Contracted Beds)	23,689	2,901	779	329	1,833	115

Sources: Planning Division Facility Body Count Report
 Planning Division Juvenile Daily Count Report
 OIS - Jail Bed Count
 Operational Support Services - Vacancy Report

Indiana Department of Correction
Table 2
Operational Capacity Compared to Population, by Facility
May 1, 2021

Minimum Security - Adult MALE

	March	April	April	April	Percent +/-
	Operational	Operational	Adjusted	Ending	
	Capacity	Capacity	Operational	Count	Capacity
			Capacity*		
Chain O'Lakes	102	102	101	70	-31%
Edinburgh	344	344	343	271	-21%
Miami - MCA	204	204	204	107	-48%
New Castle - NCA	204	204	204	138	-32%
Pendleton - IRO	220	220	219	171	-22%
Westville - WCA	379	379	368	338	-8%
Wabash Valley - WVA	<u>198</u>	<u>198</u>	<u>198</u>	140	<u>-29%</u>
Total	1,651	1,651	1,637	1,235	-25%

Re-Entry & Work Release - Adult MALE

Bartholomew Co. Re-Entry	20	20	40	4	-90%
Chain O'Lakes Re-Entry	38	38	38	32	-16%
Lake Co. Re-Entry/M	10	10	10	4	-60%
South Bend Re-Entry	201	201	201	144	-28%
VOA/Hope Hall Re-Entry	40	40	40	33	-18%
Starke Co. PI - TC	<u>48</u>	<u>48</u>	37	37	0
Total	357	357	366	254	-31%

Medium Security - Adult MALE

Branchville	1,533	1,533	1,450	1,248	-14%
Correctional Industrial	1,495	1,495	1,451	1,231	-15%
Indiana State Prison ISO	385	385	383	278	-27%
Plainfield	1,596	1,596	1,489	1,404	-6%
Putnamville	2,517	2,519	2,143	1,966	-8%
Heritage Trail	916	916	913	806	-12%
Westville	2,913	2,913	2,529	2,394	-5%
New Castle	2,431	2,431	2,397	2,259	-6%
Total	13,786	13,788	12,755	11,586	-9%

Table 2 (Cont.)

Maximum Security - Adult MALE					
--------------------------------------	--	--	--	--	--

	March Operational Capacity	April Operational Capacity	April Adjusted Operational Capacity*	April Ending Count	Percent +/- Capacity
Miami	2,984	2,984	1,794	1,756	-2%
Indiana State Prison	2,077	2,077	1,952	1,914	-2%
Pendleton	1,449	1,449	1,390	1,383	-1%
Pendleton Treatment Unit	260	260	158	158	0%
ISR Secure Housing Unit	69	69	46	58	26%
New Castle Annex	486	486	459	428	-7%
New Castle Mental Health	128	128	122	122	0%
WCU Secure Housing Unit	138	138	128	128	0%
Wabash Valley	1,801	1,801	1,719	1,695	-1%
WVS Secure Housing Unit	216	216	197	197	0%
Reception Diag. Center	695	695	456	474	4%
Total	10,303	10,303	8,421	8,313	-1%

Minimum Security & Re-Entry - Adult FEMALE					
---	--	--	--	--	--

Madison	848	848	847	485	-43%
Jefferson Co. Re-Entry	82	82	82	33	-60%
Crane House	45	45	45	39	-13%
Total	975	975	974	557	-43%

Medium Security - Adult FEMALE					
---------------------------------------	--	--	--	--	--

Rockville	<u>1,206</u>	<u>1,206</u>	<u>926</u>	<u>906</u>	-2%
Total	1,206	1,206	926	906	-2%

Maximum Security - Adult FEMALE					
--	--	--	--	--	--

Women's Prison	727	727	656	556	-15%
Rockville Intake	<u>212</u>	<u>212</u>	<u>147</u>	147	<u>0%</u>
Total	939	939	803	703	-12%

JAIL BED COUNT**					
-------------------------	--	--	--	--	--

Adult Male	496	563	563	563	0%
Adult Female	<u>31</u>	<u>66</u>	<u>66</u>	<u>66</u>	<u>0%</u>
Total	527	629	629	629	0%

JUVENILE OFFENDERS					
---------------------------	--	--	--	--	--

	Juvenile Male				
North Central Juvenile Correctional Facility	174	174	179	100	-44%
Pendleton Juvenile Correctional Facility	<u>391</u>	<u>391</u>	<u>360</u>	<u>123</u>	<u>-66%</u>
Total	565	565	539	223	-59%

Table 2 (Cont.)

Juvenile Female

	March Operational Capacity	April Operational Capacity	April Adjusted Operational Capacity*	April Ending Count	Percent +/- Capacity
LaPorte Juvenile Correctional Facility	62	62	61	34	-44%

TOTALS					
	March Operational Capacity	April Operational Capacity	April Adjusted Operational Capacity*	April Ending Count	Percent +/- Capacity
GRAND TOTAL FOR ALL ADULT MALES (Includes Jail Bed Count and Contracted Beds)	26,593	26,662	23,742	21,951	-8%
TOTAL FOR ADULT MALES IDOC FACILITIES ONLY	25,979	25,981	23,052	21,310	-8%
GRAND TOTAL FOR ALL ADULT FEMALES (Includes Jail Bed Count and Contracted Beds)	3,151	3,186	2,769	2,232	-19%
TOTAL FOR ADULT FEMALES IDOC FACILITIES ONLY	3,075	3,075	2,658	2,127	-20%
TOTAL FOR JUVENILE MALES	565	565	539	223	-59%
TOTAL FOR JUVENILE FEMALES	62	62	61	34	-44%
GRAND TOTAL FOR THE DEPARTMENT (Includes Jail Bed Count** and Contracted Beds)	30,371	30,475	27,111	24,440	-10%
GRAND TOTAL FOR THE DEPARTMENT (Excludes Jail Bed Count and Contracted Beds)	29,681	29,683	26,310	23,694	-10%

*Adjusted Operational Capacity includes Intake Beds and excludes Down, Held, and Segregation/Infirmary, and Program/Treatment Hold Beds.

**Jail Bed Counts - IDOC offender Jail Bed holding is demand-based, therefore Jail Bed Percent Capacity is always 0%. Jail Bed Operational Capacity is determined by each county's availability and fluctuates from month to month.

Sources: Planning Division Facility Body Count Report
 Planning Division Juvenile Daily Count Report
 OIS - Jail Bed Count
 Operational Support Services - Vacancy Report

Indiana Department of Correction

Table 3

**Facility Population on the First Day of Each Month
(Excludes County Jail "Back-ups" & Contracted Beds)**

<u>2019</u>	<u>Adult Male</u>	<u>Adult Female</u>	<u>Juvenile Male</u>	<u>Juvenile Female</u>	<u>Total</u>
January	23,970	2,500	365	38	26,873
February	23,876	2,481	382	41	26,780
March	23,963	2,481	386	40	26,870
April	24,030	2,488	383	44	26,945
May	24,103	2,522	372	34	27,031
June	24,138	2,549	360	36	27,083
July	24,181	2,596	355	34	27,166
August	24,186	2,574	367	43	27,170
September	24,285	2,630	373	39	27,327
October	24,264	2,614	376	39	27,293
November	24,274	2,582	368	39	27,263
December	24,259	2,564	360	28	27,211

<u>2020</u>	<u>Adult Male</u>	<u>Adult Female</u>	<u>Juvenile Male</u>	<u>Juvenile Female</u>	<u>Total</u>
January	24,294	2,569	325	25	27,213
February	24,238	2,544	342	21	27,145
March	24,253	2,540	349	23	27,165
April	24,294	2,553	350	24	27,221
May	23,844	2,502	348	27	26,721
June	23,328	2,472	347	29	26,176
July	22,895	2,412	309	26	25,642
August	22,560	2,341	294	28	25,223
September	22,174	2,282	272	26	24,754
October	22,009	2,231	266	28	24,534
November	21,809	2,264	231	32	24,336
December	21,685	2,221	230	36	24,172

<u>2021</u>	<u>Adult Male</u>	<u>Adult Female</u>	<u>Juvenile Male</u>	<u>Juvenile Female</u>	<u>Total</u>
January	21,465	2,161	223	36	23,885
February	21,448	2,197	207	37	23,889
March	21,442	2,176	208	36	23,862
April	21,472	2,179	223	34	23,908
May	21,310	2,127	222	30	23,689
June					
July					
August					
September					
October					
November					
December					

Source: Research Division Juvenile Daily Count Report

Indiana Department of Correction
Table 4
Parole Caseload on May 7th, 2021

<u>Parole District</u>	Indiana Parolees		Other Jurisdiction		<u>Total</u>
	<u>Adult Male</u>	<u>Adult Female</u>	<u>Adult Male</u>	<u>Adult Female</u>	
<i>Interstate Compact (PD0)*</i>	359	22	535	67	983
	<u>District Supervision Breakdown as follows:</u>				
Re-Entry Parole (PD1)	326	49	30	1	406
Fort Wayne (PD2)	615	89	51	5	760
Indianapolis (PD3)	1047	102	102	14	1,265
Evansville (P4A)	441	39	62	9	551
Terre Haute (P4B)	399	39	28	6	472
Bloomington (PD5)	283	35	33	5	356
Gary (PD6)	361	20	69	5	455
New Castle (PD7)	625	91	46	10	772
South Bend (PD8)	645	55	74	6	780
Madison (PD9)	279	51	40	6	376
Total	5,380	592	535	67	6,574

Total Parole Population on the First Day of Each Month

<u>Calendar Year 2021</u>	Indiana Parolees		Other Jurisdiction		<u>Total</u>
	<u>Adult Male</u>	<u>Adult Female</u>	<u>Adult Male</u>	<u>Adult Female</u>	
January	5,531	617	491	63	6,702
February	5,542	603	500	65	6,710
March	5,475	593	502	63	6,633
April	5,422	583	514	65	6,584
May					
June					
July					
August					
September					
October					
November					
December					

* Includes Indiana parolees who are serving their parole in another state, as well as offenders from other States being supervised in Indiana (Interstate Compact)

Sources: Juvenile Services
Parole Division



Adult Offender Statistics



Indiana Department of Correction
Table 5
Monthly Admissions and Releases- Adult Offenders
(Includes County Jail "Back-ups" & Contracted Beds)
April 2021

Admissions	Male	Female	Total
New Commitments	251	45	296
Parole Violators - New Commits	14	1	15
Parole Violators - Technical	44	7	51
Unsentenced (Safekeepers)	2	0	2
Return from Esc - Sec/NonSec Facility	0	0	0
Return from Escape - Non-Secure Facility	0	0	0
Return from Escape - CTP Absconds	0	0	0
Court Supervision Violators - New Commits	58	8	66
Court Supervision Violators - Technical	127	22	149
Return from CTP - New Commits	1	0	1
Return from CTP - Technical	5	0	5
Unknown (Missing Data)	0	0	0
Total Admissions	502	83	585

Releases	Male	Female	Total
Parole	284	55	339
Probation	236	29	265
Escape Secure Facility	0	0	0
Walk-Away - Non-Secure Facility	0	0	0
Discharged	67	10	77
Unsentenced Discharged	2	0	2
Other (i.e. Death)	3	0	3
Community Transition Program (CTP)	71	13	84
CTP Absconds	0	0	0
Unknown (Missing Data)	0	0	0
Total Releases	663	107	770

Of the 251 new commitments of male felons, 134 (53.4%) had a prior commitment.

Of the 45 new commitments of female felons, 13 (28.9%) had a prior commitment.

Effective July 1, 1998, misdemeanants are to be committed to DOC only under special circumstances (IC 11-12-6)

Sources: SAS-prsadm8.pgm, SAS - prisrel8.pgm

**Indiana Department of Correction
Table 6
New Admissions by County of Commitment - Adult Offenders**

April 2021

County	Felony Level													Total	County	Felony Level													Total
	Murder	FA	FB	FC	FD	F1	F2	F3	F4	F5	F6	Other*	Murder			FA	FB	FC	FD	F1	F2	F3	F4	F5	F6	Other*			
Adams	0	0	0	0	0	0	0	0	0	1	0	0	1	Madison	0	0	1	0	0	0	3	3	4	6	0	17			
Allen	2	0	2	0	0	1	1	4	5	14	7	0	36	Marion	0	0	2	1	0	0	2	8	13	26	2	54			
Bartholomew	0	0	0	0	0	0	0	1	0	1	1	0	3	Marshall	0	0	0	0	0	0	3	1	4	0	0	8			
Benton	0	0	0	0	0	0	0	0	0	0	0	0	0	Martin	0	0	0	0	0	0	0	0	0	0	0	0			
Blackford	0	0	0	0	1	0	0	0	0	0	0	0	1	Miami	0	0	0	0	0	0	0	1	0	1	0	2			
Boone	0	0	0	0	0	0	1	0	0	1	0	0	2	Monroe	0	0	0	0	0	0	1	1	1	2	0	5			
Brown	0	0	0	0	0	0	0	0	0	0	1	0	1	Montgomery	0	0	1	0	0	0	0	0	1	3	0	5			
Carroll	0	0	0	0	0	0	0	0	0	0	0	0	0	Morgan	0	0	0	0	0	1	0	0	2	2	0	5			
Cass	0	0	0	0	0	0	1	2	0	2	0	0	3	Newton	0	0	0	0	0	0	0	0	1	1	0	2			
Clark	0	0	3	0	0	0	0	0	1	1	0	0	5	Noble	0	0	0	0	0	0	0	0	2	4	0	6			
Clay	0	0	0	0	0	0	0	0	1	0	0	0	1	Ohio	0	0	0	0	0	0	0	0	1	0	0	1			
Clinton	0	0	1	0	0	0	0	1	2	2	1	0	7	Orange	0	0	0	0	0	1	0	1	2	1	0	5			
Crawford	0	0	0	0	0	0	0	1	0	2	0	0	3	Owen	0	0	0	0	0	0	1	0	1	1	0	3			
Daviess	0	0	0	0	0	0	3	1	1	2	0	0	7	Parke	0	0	0	0	0	0	0	0	3	0	0	3			
Dearborn	0	0	1	1	0	0	1	2	4	4	0	1	14	Perry	0	0	0	0	0	0	0	0	1	0	0	1			
Decatur	0	0	0	0	0	0	0	2	0	2	2	0	6	Pike	0	0	0	0	0	0	0	1	0	2	0	3			
DeKalb	0	0	0	0	0	1	0	0	1	0	1	0	3	Porter	0	0	0	0	0	0	0	0	1	0	0	1			
Delaware	0	0	0	0	0	0	0	0	1	2	0	0	3	Posey	0	1	0	0	0	0	0	0	1	1	0	3			
Dubois	0	0	0	0	0	1	0	0	1	0	0	0	2	Pulaski	0	0	0	0	0	0	0	0	2	0	0	2			
Elkhart	0	1	0	0	0	1	2	2	5	4	3	1	19	Putnam	0	0	0	0	0	0	0	1	0	0	0	1			
Fayette	0	0	1	0	0	0	0	1	3	2	2	0	9	Randolph	0	0	0	0	0	0	0	0	1	0	0	1			
Floyd	0	0	0	0	0	0	0	1	0	0	0	0	1	Ripley	0	0	0	0	0	0	1	0	1	2	4	8			
Fountain	0	1	0	0	0	0	0	0	0	1	0	0	2	Rush	0	0	0	0	0	0	0	0	0	0	0	0			
Franklin	0	0	0	0	0	0	0	0	1	0	0	0	1	St. Joseph	0	0	0	0	0	1	0	0	5	3	2	11			
Fulton	0	0	0	0	0	0	0	0	0	1	0	0	1	Scott	0	0	0	0	0	0	0	0	1	4	0	5			
Gibson	0	0	0	0	0	0	0	0	0	3	0	0	3	Shelby	0	0	1	0	0	0	1	1	0	6	2	11			
Grant	0	0	0	0	0	0	1	0	0	1	1	0	3	Spencer	0	0	0	0	0	0	0	1	0	0	0	1			
Greene	0	0	0	0	0	0	0	0	3	0	0	0	3	Starke	0	0	0	0	0	0	0	1	0	1	0	2			
Hamilton	0	0	0	0	0	0	1	1	3	5	0	0	10	Steuben	0	0	0	0	0	0	0	0	0	0	0	0			
Hancock	0	0	0	0	0	0	0	1	1	3	0	0	5	Sullivan	0	0	0	0	0	0	0	0	0	0	0	0			
Harrison	0	0	0	0	0	0	0	1	0	0	0	0	1	Switzerland	0	0	0	0	0	0	0	0	1	1	1	3			
Hendricks	0	0	0	0	0	0	0	0	1	0	2	0	3	Tippecanoe	1	0	0	1	0	2	0	1	2	6	1	14			
Henry	0	0	0	0	0	0	1	1	0	3	2	0	7	Tipton	0	0	0	0	0	0	0	0	1	0	0	1			
Howard	0	0	0	0	0	0	1	0	1	2	1	0	5	Union	0	0	0	0	0	0	0	0	0	0	0	0			
Huntington	0	0	0	0	0	0	0	0	0	4	1	0	5	Vanderburgh	1	0	0	0	0	0	2	6	2	18	5	34			
Jackson	0	0	0	0	0	0	3	0	1	5	0	0	9	Vermillion	0	0	0	0	0	0	0	1	0	3	0	4			
Jasper	0	0	0	0	0	0	0	0	1	0	0	0	1	Vigo	0	0	1	0	0	1	5	1	5	4	0	17			
Jay	0	0	0	0	0	0	1	0	3	1	1	0	6	Wabash	0	0	0	0	0	0	0	0	4	1	0	5			
Jefferson	0	0	0	0	0	0	0	1	0	1	0	0	2	Warren	0	0	0	0	1	0	0	0	0	0	2	3			
Jennings	0	0	0	0	0	0	1	0	1	3	2	0	7	Warrick	0	0	0	0	0	0	0	0	0	0	0	0			
Johnson	0	0	1	0	0	1	4	0	3	4	2	0	15	Washington	0	0	0	0	0	0	0	0	2	0	0	2			
Knox	0	0	0	0	0	0	0	0	0	0	1	0	1	Wayne	0	0	0	0	0	0	1	0	1	2	0	4			
Kosciusko	0	0	0	0	0	0	0	0	0	1	0	0	1	Wells	0	0	0	0	0	0	1	0	0	0	0	1			
LaGrange	0	0	0	0	0	0	1	1	0	0	0	0	2	White	0	0	0	0	0	0	1	0	0	1	0	2			
Lake	1	0	0	0	1	0	1	2	2	6	1	0	14	Whitley	0	0	0	0	0	0	0	0	0	2	0	2			
LaPorte	0	0	0	0	0	3	0	0	2	1	0	0	6	Unknown	0	0	0	0	0	0	0	0	0	0	0	0			
Lawrence	0	0	0	0	0	0	1	1	2	3	1	0	8	Totals	5	3	15	3	3	14	44	55	105	199	63	511			

Data based on Most Serious Offense and includes only New- and Rec commitments.
Parole violators are not included.
**Other* may include missing, habitual offense, contempt of court, or misdemeanor.
***Unknown* represents offenders who were sentenced to DOC, but County of Commitment data was unavailable.
Source: Prsadm7.pgm

Indiana Department of Correction

Table 7

Release Type by County of Commitment - Adult Offenders

April 2021

County	Release Type					County	Release Type				
	Parole	Probation	Discharged	CTP	Total		Parole	Probation	Discharged	CTP	Total
Adams	2	1	0	1	4	Madison	21	11	2	4	38
Allen	14	16	4	11	45	Marion	71	59	18	5	153
Bartholomew	4	0	2	3	9	Marshall	1	4	0	3	8
Benton	0	1	0	0	1	Martin	1	0	0	0	1
Blackford	1	0	0	1	2	Miami	1	0	0	0	1
Boone	0	4	0	0	4	Monroe	2	2	2	0	6
Brown	0	0	0	0	0	Montgomery	4	2	1	2	9
Carroll	0	0	0	0	0	Morgan	2	3	0	1	6
Cass	2	2	0	3	7	Newton	1	0	0	0	1
Clark	4	4	0	0	8	Noble	2	5	1	0	8
Clay	1	4	0	0	5	Ohio	2	0	1	0	3
Clinton	3	2	0	1	6	Orange	1	1	0	0	2
Crawford	1	1	0	0	2	Owen	0	0	0	0	0
Daviess	0	1	0	1	2	Parke	0	0	0	0	0
Dearborn	2	6	0	0	8	Perry	1	1	0	0	2
Decatur	2	4	0	2	8	Pike	1	0	0	1	2
DeKalb	2	1	0	0	3	Porter	1	3	0	0	4
Delaware	9	3	1	3	16	Posey	2	1	0	0	3
Dubois	1	3	0	0	4	Pulaski	0	0	0	1	1
Elkhart	13	14	1	0	28	Putnam	1	0	1	0	2
Fayette	1	0	3	1	5	Randolph	3	0	0	0	3
Floyd	2	3	0	0	5	Ripley	2	2	2	0	6
Fountain	0	3	0	0	3	Rush	1	2	0	0	3
Franklin	1	0	0	0	1	St. Joseph	6	7	2	2	17
Fulton	1	0	0	1	2	Scott	3	2	0	0	5
Gibson	5	0	0	0	5	Shelby	2	0	0	0	2
Grant	3	3	0	1	7	Spencer	2	0	0	0	2
Greene	0	1	0	0	1	Starke	1	0	0	0	1
Hamilton	4	1	2	0	7	Steuben	2	1	0	1	4
Hancock	2	1	0	0	3	Sullivan	0	1	0	1	2
Harrison	1	3	0	0	4	Switzerland	1	0	0	0	1
Hendricks	4	3	3	1	11	Tippecanoe	4	8	2	4	18
Henry	7	1	0	0	8	Tipton	0	0	0	1	1
Howard	1	2	2	3	8	Union	1	1	0	0	2
Huntington	12	5	2	0	19	Vanderburgh	23	5	5	9	42
Jackson	1	3	0	1	5	Vermillion	3	1	0	0	4
Jasper	0	1	1	0	2	Vigo	0	4	0	2	6
Jay	6	2	1	1	10	Wabash	5	6	0	1	12
Jefferson	2	2	2	0	6	Warren	0	0	0	0	0
Jennings	2	0	1	0	3	Warrick	0	0	0	1	1
Johnson	18	6	3	0	27	Washington	2	1	0	2	5
Knox	0	1	0	0	1	Wayne	6	2	4	0	12
Kosciusko	5	1	1	0	7	Wells	4	5	1	0	10
LaGrange	0	0	0	0	0	White	1	1	0	0	2
Lake	7	11	2	3	23	Whitley	0	2	0	0	2
LaPorte	3	2	3	1	9	Unknown	0	0	2	0	2
Lawrence	3	0	1	4	8	Totals	339	265	79	84	767

This data excludes Temporary Moves, Safekeepers, Predispositions, Escapes, Deaths, releases from CTP and releases from Out of State Parole.

*"Unknown" represents offenders who were sentenced to DOC, but County of Commitment data was unavailable.

Source: prisrel7.pgm

Indiana Department of Correction
Table 8
The Number of Department of Correction Offenders
Held in County Jails*
May 1, 2021

<u>County</u>	<u>Adult Male</u>	<u>Adult Female</u>	<u>County</u>	<u>Adult Male</u>	<u>Adult Female</u>	<u>County</u>	<u>Adult Male</u>	<u>Adult Female</u>
Adams	2	0	Hendricks	8	0	Pike	1	0
Allen	32	3	Henry**	2	1	Porter	2	0
Bartholomew	3	1	Howard	14	1	Posey	3	0
Benton	0	0	Huntington	9	1	Pulaski**	1	0
Blackford**	2	0	Jackson	6	1	Putnam**	2	0
Boone	3	0	Jasper	5	0	Randolph	2	0
Brown	0	0	Jay	3	0	Ripley	8	1
Carroll	0	0	Jefferson	7	1	Rush	1	0
Cass	7	1	Jennings	4	0	St. Joseph	2	0
Clark	11	3	Johnson	12	1	Scott	5	1
Clay	9	0	Knox**	2	0	Shelby	0	0
Clinton	8	0	Kosciusko	4	0	Spencer**	45	3
Crawford**	0	1	LaGrange	0	0	Starke	2	0
Daviess	9	0	Lake	12	0	Steuben	0	0
Dearborn	15	0	LaPorte	9	0	Sullivan	2	0
Decatur	8	1	Lawrence	7	0	Switzerland	1	0
DeKalb	1	0	Madison	15	0	Tippecanoe	10	4
Delaware	18	1	Marion	44	2	Tipton	0	0
Dubois	1	0	Marshall	20	0	Union	0	0
Elkhart	34	1	Martin	1	0	Vanderburgh	27	3
Fayette	5	0	Miami	5	0	Vermillion	0	0
Floyd	9	1	Monroe	9	0	Vigo	8	3
Fountain	5	1	Montgomery	6	0	Wabash	5	1
Franklin	0	0	Morgan	5	1	Warren	1	0
Fulton	1	0	Newton	0	0	Warrick	0	0
Gibson	5	0	Noble	7	1	Washington	1	0
Grant	3	0	Ohio	0	0	Wayne	13	1
Greene	7	0	Orange**	3	1	Wells**	5	0
Hamilton	11	0	Owen	2	0	White	1	1
Hancock	2	0	Parke	3	0	Whitley	1	0
Harrison**	0	0	Perry	2	0	Total	586	43

* Data is based on known frequencies reported by the counties; some county data may be missing

** County Jail Substance Abuse Programs

Source: Offender Movement

Indiana Department of Correction
Table 9
Community Transition Program
Average Daily Populations

<u>Month</u>	<u>2016</u>	<u>2017</u>	<u>2018</u>	<u>2019</u>	<u>2020</u>	<u>2021</u>
January	518	465	392	382	338	301
February	480	475	402	379	338	304
March	492	475	411	372	317	300
April	518	481	441	376	278	291
May	499	487	443	396	279	
June	469	481	398	379	241	
July	491	445	386	393	256	
August	496	421	395	336	254	
September	509	400	387	330	262	
October	478	385	384	324	259	
November	470	389	366	323	270	
December	<u>461</u>	<u>372</u>	<u>381</u>	<u>339</u>	<u>275</u>	
YEARLY AVERAGE	490	440	399	361	281	

Source: CTP Database and OIS Warmbody

Indiana Department Of Correction
Table 10
Community Transition Program
April 2021 Release Information (Felony Level A-D)

Total number of offenders eligible to be released =		123
Felony A and B total =	107	
Felony C total =	11	
Felony D total =	0	
Murder =	5	
Total number of offenders transitioned to counties for CTP =		12
By default (lack of response from judge)		
Felony A or B =	0	
Felony C =	0	
Felony D =	0	
By approval by court order from judge		
Felony A or B =	10	
Felony C =	1	
Felony D =	0	
Murder =	1	
Total number of offenders transitioned to counties then returned to DOC due to refusal (court ordered denial upon receipt of offender) =		0
Total number of court ordered denials =		74
Felony A or B =	60	
Felony C =	10	
Felony D =	0	
Murder =	4	
Total number of Felony A or B, or Murder denials by default (no response from judge) =		31
Total number of offenders who became ineligible after eligibility determined but prior to CTP commencement date (reasons include change in Earliest Possible Release Date, change in warrant status, released to probation or to parole, other miscellaneous) =		6
Felony A or B =	6	
Felony C =	0	
Felony D =	0	
Murder =	0	

Source: SAS - CTP2 Adms

Indiana Department Of Correction
Table 10
Community Transition Program
April 2021 Release Information (Felony Level A-D)

Total number of offenders eligible to be released =		294
Felony 1 and 2 total =	9	
Felony 3 and 4 total =	98	
Felony 5 and 6 total =	187	
Total number of offenders transitioned to counties for CTP =		72
By default (lack of response from judge)		
Felony 1 and 2 total =	0	
Felony 3 and 4 total =	0	
Felony 5 and 6 total =	20	
By approval by court order from judge		
Felony 1 and 2 total =	5	
Felony 3 and 4 total =	33	
Felony 5 and 6 total =	14	
Total number of offenders transitioned to counties then returned to DOC due to refusal (court ordered denial upon receipt of offender) =		0
Total number of court ordered denials =		155
Felony 1 and 2 total =	1	
Felony 3 and 4 total =	39	
Felony 5 and 6 total =	115	
Total number of Felony 1 or 2 denials by default (no response from judge) =		2
Total number of offenders who became ineligible after eligibility determined but prior to CTP commencement date (reasons include change in Earliest Possible Release Date, change in warrant status, released to probation or to parole, other miscellaneous) =		49
Felony 1 and 2 total =	1	
Felony 3 and 4 total =	10	
Felony 5 and 6 total =	38	

Source: SAS - CTP2 Adms

Indiana Department of Correction
Table 11
Total Number of Felony Offenses
Committed to the Indiana Department of Correction

April 2021

Felony Level	Primary Offense	Secondary Offense	Apr-21		This Calendar Year	
			SEX		SEX	
			F	M	F	M
A Felony	Arson (35-43-1-1)		-	1	-	1
	Burglary (35-43-2-1)		-	1	-	2
	Child Molesting (35-42-4-3)		-	1	-	2
	Dealing Cocaine or Narcotic Drug (35-48-4-1)		-	-	-	5
	Dealing Methamphetamine (35-48-4-1.1)		-	-	-	1
	Dealing Sched 1, II, or III Cntrlrd Sub (35-48-4-2)		2	-	2	1
A Felony Total			2	3	2	11

Felony Level	Primary Offense	Secondary Offense	Apr-21		This Calendar Year		
			SEX		SEX		
			F	M	F	M	
B Felony	Battery (35-42-2-1)		-	-	-	1	
	Burglary (35-43-2-1)		-	2	1	17	
	Child Molesting (35-42-4-3)		-	2	-	4	
	Criminal Confinement (35-42-3-3)		-	2	-	2	
	Dealing Cocaine or Narcotic Drug (35-48-4-1)		-	2	-	12	
	Dealing Methamphetamine (35-48-4-1.1)		-	-	4	18	
	Dealing Sched 1, II, or III Cntrlrd Sub (35-48-4-2)		1	2	2	7	
	Felon in Possession of a Firearm (35-47-4-5)		-	2	-	3	
	Possession of Cocaine or Narcotic Drug (35-48-4-6)		-	-	-	1	
	Rape (35-42-4-1)		-	-	-	1	
	Robbery (35-42-5-1)		-	3	2	13	
		Sexual Misconduct with a Minor (35-42-4-9)		-	2	-	3
	B Felony Total			1	17	9	82

Felony Level	Primary Offense	Secondary Offense	Apr-21		This Calendar Year	
			SEX		SEX	
			F	M	F	M
C Felony	Battery (35-42-2-1)		-	-	1	2
	Burglary (35-43-2-1)		1	-	1	5
	Child Molesting (35-42-4-3)		-	-	-	2
	Forgery (35-43-5-2)		-	1	1	4
	Handgun Violation (35-47-2-7)		-	-	-	1
	Neglect of a Dependent (35-46-1-4)		-	-	-	1
	Non-Support of Dependent Child (35-46-1-5)		-	-	-	5
	Operating Vehicle w/Lifetime Suspension (9-30-10-17)		-	1	-	2
	Possession of Cocaine or Narcotic Drug (35-48-4-6)		-	-	-	1
	Possession of Precursors (35-48-4-14.5)		1	-	1	-
		Robbery (35-42-5-1)		-	-	4
	C Felony Total			2	2	4

Felony Level	Primary Offense	Secondary Offense	Apr-21		This Calendar Year		
			SEX		SEX		
			F	M	F	M	
D Felony	Auto Theft, Receiving Stolen Parts (35-43-4-2.5)		1	1	1	2	
	Check Fraud (35-43-5-12)		-	-	1	-	
	Driving While Suspended/Oper Veh HTV (9-30-10-16)		-	1	-	1	
	Intimidation (35-45-2-1)		-	-	-	1	
	Maintaining a Common Nuisance (35-48-4-13)		1	-	1	1	
	Non-Support of a Child (35-46-1-5)		-	1	2	2	
	Possession of Cocaine or Narcotic Drug (35-48-4-6)		-	-	-	1	
	Possession of Controlled Substance (35-48-4-7)		-	-	-	2	
	Resisting Law Enforcement (35-44-3-3)		-	-	-	1	
		Theft, Receiving Stolen Property (35-43-4-2)		1	-	2	5
	D Felony Total			3	3	7	16

Felony Level	Primary Offense	Secondary Offense	Apr-21		This Calendar Year	
			SEX		SEX	
			F	M	F	M
Level 1 Felony	Attempt to Commit a Felony (35-41-5-1)	Attempted Murder (35-42-1-1(1))	-	1	-	1
		Murder (35-42-1-1)	-	1	-	4
	Child Molesting (35-42-4-3)		-	17	1	37
	Conspiracy (35-41-5-2)	Child Molesting (35-42-4-3)	-	-	-	1
	Dealing a Substance Resulting in Death		-	-	-	1
	Firearm Enhancement (35-50-2-11)		-	2	-	2
	Rape (35-42-4-1)		-	1	-	1
Level 1 Felony Total			0	22	1	47

Felony Level	Primary Offense	Secondary Offense	Apr-21		This Calendar Year	
			SEX		SEX	
			F	M	F	M
Level 2 Felony	Aiding, Inducing or Causing an Offense (35-41-2-4)	Burglary (35-43-2-1)	-	-	-	1
		Criminal Confinement (35-42-3-3)	-	-	1	-
		Dealing Methamphetamine (35-48-4-1.1)	-	-	1	1
		Kidnapping (35-42-3-2)	-	-	1	-
	Attempt to Commit a Felony (35-41-5-1)	Dealing Methamphetamine (35-48-4-1.1)	1	-	1	-
	Burglary (35-43-2-1)		-	1	-	7
	Conspiracy (35-41-5-2)	Deal Sched 1,2,3 Sub (35-48-4-2)	-	-	-	1
		Dealing Cocaine or Narcotic Drug (35-48-4-1)	-	-	1	-
		Murder (35-42-1-1)	-	-	-	1
		Robbery (35-42-5-1)	-	-	-	1
	Criminal Confinement (35-42-3-3)		-	-	-	1
	Dealing Cocaine or Narcotic Drug (35-48-4-1)		2	6	2	16
	Dealing Methamphetamine (35-48-4-1.1)		7	24	17	71
	Dealing Sched 1, II, or III Cntrlrd Sub (35-48-4-2)		-	1	-	6
	Robbery (35-42-5-1)		-	-	-	5
		Voluntary Manslaughter (35-42-1-3)	1	4	2	7
	Level 2 Felony Total			11	36	26

Felony Level	Primary Offense	Secondary Offense	Apr-21		This Calendar Year	
			SEX		SEX	
			F	M	F	M
Level 3 Felony	Accident/Failure to Stop-Serious Inj/Death (9-26-1-1.1)		-	1	-	2
	Aggravated Battery (35-42-2-1.5)		-	5	1	20
	Aiding, Inducing or Causing an Offense (35-41-2-4)	Aggravated Battery (35-42-2-1.5)	-	-	1	-
		Criminal Confinement (35-42-3-3)	-	-	2	-
		Dealing Cocaine or Narcotic Drug (35-48-4-1)	-	-	-	1
		Robbery (35-42-5-1)	-	-	1	1
	Attempt to Commit a Felony (35-41-5-1)	Aggravated Battery (35-42-2-1.5)	-	-	-	1
		Possession of Cocaine or Narcotic Drug (35-48-4-6)	-	-	1	-
		Rape (35-42-4-1)	-	-	-	1
		Robbery (35-42-5-1)	-	-	-	7
	Battery (35-42-2-1)		-	1	1	1
	Burglary (35-43-2-1)		-	1	-	6
	Child Molesting (35-42-4-3)		-	5	-	14
	Conspiracy (35-41-5-2)	Dealing Cocaine or Narcotic Drug (35-48-4-1)	-	-	1	-
		Dealing Methamphetamine (35-48-4-1.1)	-	-	1	-
		Robbery (35-42-5-1)	-	-	-	1
	Criminal Confinement (35-42-3-3)		-	6	-	17
	Dealing Cocaine or Narcotic Drug (35-48-4-1)		-	5	2	17
	Dealing Methamphetamine (35-48-4-1.1)		2	5	15	26
	Dealing Sched I, II, or III Cntrlr Sub (35-48-4-2)		-	-	1	4
	Dealing Sched IV Cntrlr Sub (35-48-4-3)		-	1	-	3
	Domestic Battery SBI Under 14 (35-42-2-1.3A)		-	-	1	-
	Human Sexual Trafficking (35-42-3.5-1)		-	-	-	1
	Neglect of a Dependent/Death (35-46-1-4)		2	1	4	3
	Possession of Cocaine or Narcotic Drug (35-48-4-6)		-	1	1	6
	Possession of Meth (35-48-4-6.1)		1	7	3	23
	Rape (35-42-4-1)		-	4	-	14
	Resisting Law Enforcement (35-44.1-3-1)		-	2	-	2
	Robbery (35-42-5-1)		-	17	2	93
	Level 3 Felony Total			5	62	38

Felony Level	Primary Offense	Secondary Offense	Apr-21		This Calendar Year		
			SEX		SEX		
			F	M	F	M	
Level 4 Felony	Aiding, Inducing or Causing an Offense (35-41-2-4)	Dealing Methamphetamine (35-48-4-1.1)	-	-	1	-	
		Dealing Sched 1,2,3 Sub (35-48-4-2)	-	-	1	-	
		Possession of Meth (35-48-4-6.1)	-	-	1	-	
	Arson (35-43-1-1)		-	3	6	8	
	Burglary (35-43-2-1)		6	23	11	71	
	Child Exploitation (35-42-4-4)		-	1	-	3	
	Child Molesting (35-42-4-3)		-	13	-	36	
	Child Solicitation (35-42-4-6)		-	1	-	3	
	Conspiracy (35-41-5-2)	Dealing Methamphetamine (35-48-4-1.1)	-	-	1	-	
		Dealing Sched 1,2,3 Sub (35-48-4-2)	-	-	1	-	
		Sexual Misconduct with a Minor (35-42-4-9)	-	-	-	1	
	Dealing Cocaine or Narcotic Drug (35-48-4-1)		-	2	1	17	
	Dealing Methamphetamine (35-48-4-1.1)		4	15	19	50	
	Dealing Sched I, II, or III Cntrlr Sub (35-48-4-2)		-	4	-	11	
	Felon in Possession of a Firearm (35-47-4-5)		1	25	2	82	
	Incest (35-46-1-3)		2	-	2	-	
	Kidnapping(35-42-3-2)		-	-	-	1	
	Leaving Scene of Accident with Serious Bodily Injury		-	2	1	3	
	Manufacturing Meth (35-48-4-1.2)		-	1	-	2	
	Operating Vehicle Intoxicated/Death (9-30-5-5)		2	3	6	10	
	Operating a Vehicle While Intoxicated Causing Serious Bodily Injury		1	-	1	1	
	Pharmacy Robbery (35-42-5-1(b))		-	-	-	2	
	Possession of Cocaine or Narcotic Drug (35-48-4-6)		-	1	-	6	
	Possession of Meth (35-48-4-6.1)		3	7	9	34	
	Sexual Battery (35-42-4-8)		-	-	-	1	
	Sexual Misconduct with a Minor (35-42-4-9)		1	4	1	24	
	Level 4 Felony Total			20	105	64	366

Felony Level	Primary Offense	Secondary Offense	Apr-21		This Calendar Year	
			SEX		SEX	
			F	M	F	M
Level 5 Felony	Aiding, Inducing or Causing an Offense (35-41-2-4)	Battery (35-42-2-1)	-	1	-	1
		Burglary (35-43-2-1)	-	1	1	1
		Dealing Methamphetamine (35-48-4-1.1)	-	-	1	-
		Dealing/Poss. Look-Alike Subs (35-48-4-4.6)	-	-	-	1
		Firearm w/in One Mile of School (35-47-2-1)	-	-	1	-
	Assisting a Criminal (35-44.1-2-5)		1	-	1	2
	Attempt to Commit a Felony (35-41-5-1)	Battery (35-42-2-1)	-	-	-	2
		Dealing Sched I, II, or III Catrid Sub (35-48-4-2)	-	1	-	1
		Escape (35-44.1-3-4)	-	-	1	1
		FS16	-	1	-	1
		Robbery (35-42-5-1)	-	-	1	2
	Auto Theft, Receiving Stolen Parts (35-43-4-2.5)		-	1	-	6
	Battery (35-42-2-1)		4	28	19	110
	Burglary (35-43-2-1)		1	18	7	100
	Check Deception (35-43-5-5)		-	1	-	1
	Child Exploitation (35-42-4-4)		-	7	-	12
	Child Pornography (35-42-4-4(C))		-	-	-	7
	Child Possession of a Firearm (35-47-10-5)		-	1	-	1
	Child Seduction (35-42-4-7)		-	-	-	3
	Child Solicitation (35-42-4-6)		1	6	1	7
	Conspiracy (35-41-5-2)	Burglary (35-43-2-1)	-	2	-	2
		Dealing Methamphetamine (35-48-4-1.1)	-	-	1	-
		Dealing in Methamphetamine (35-48-4-1.1)	-	1	-	2
		Fraud on Financial Institution (35-43-5-8)	-	-	-	1
		Theft, Recv Stolen Prop (35-43-4-2)	-	-	2	-
		Trafficking with an Inmate (35-44.1-3-5)	-	-	1	1
	Contrib. to the Delinquency of a Minor(35-46-1-8)		-	-	1	1
	Corrupt Business Influence (35-45-6-2)		1	-	1	9
	Criminal Confinement (35-42-3-3)		-	3	1	17
	Criminal Gang Activity (35-45-9-3)		-	-	-	1
	Criminal Recklessness (35-42-2-2)		1	4	2	11
	Dealing Cocaine or Narcotic Drug (35-48-4-1)		-	5	9	23
	Dealing Marijuana, Hash Oil, or Hashish (35-48-4-10)		-	2	-	6
	Dealing Methamphetamine (35-48-4-1.1)		5	15	21	66
	Dealing Sched I, II, or III Catrid Sub (35-48-4-2)		1	1	1	6
	Dealing Sched IV Catrid Sub (35-48-4-3)		-	-	-	1
	Dealing in Methamphetamine (35-48-4-1.1)		4	10	12	40
	Dealing/Poss. Look-Alike Subs (35-48-4-4.6)		-	1	-	5
	Disarm/Attempt to Disarm an Officer (35-44.1-3-2)		-	-	-	2
	Domestic Battery (35-42-2-1.3)		2	18	7	68
	Escape (35-44.1-3-4)		-	5	4	18
	Fail to Stop Acc Death (9-26-1-1.1)		-	-	-	1
	Failure to Register as a Sex Offender (11-8-8-17)		-	5	1	29
	Felon Fraud in Offer (23-19-5-1)		-	-	-	1
	Firearm w/in One Mile of School (35-47-2-1)		2	22	8	85
	Fraud on Financial Institution (35-43-5-8)		1	7	1	15
	Incest (35-46-1-3)		-	-	-	2
	Intimidation (35-45-2-1)		-	14	5	39
	Kidnapping (35-42-3-2)		-	1	-	3
	Neglect of a Dependent/Death (35-46-1-4)		1	1	6	5
	Non-Support of Dependent Child (35-46-1-5)		-	-	-	2
	Obliterating Handgun I.D. (35-47-2-18)		-	-	1	3
	Obstruction of Justice (35-44.1-2-2)		-	-	-	1
	Oper Veh Aft Life Susp (9-30-10-17)		3	10	3	43
	Operating Veh while Intoxicated (9-30-5-2)		-	-	-	1
	Operating Vehicle Intox-Prior (9-30-5-3)		-	-	-	3
	Operating Vehicle Intoxicated/Death (9-30-5-5)		-	-	-	1
	Operating Vehicle Intoxicated/Injury (9-30-5-4)		2	2	4	10
Possession - Destruct Device (35-47-5-2)		-	1	-	1	
Possession of Cocaine or Narcotic Drug 35-48-4-6		2	9	3	21	
Possession of Dangerous Device (35-44.1-3-7)		-	-	-	1	
Possession of Syringes or Needles (16-42-19-18)		-	-	1	-	
Possession/Use of Legend Drug (16-42-19-13)		-	-	-	1	
Reckless Homicide (35-42-1-5)		-	-	3	2	
Resisting Law Enforcement (35-44.1-3-1)		-	-	-	3	
Robbery (35-42-5-1)		1	6	5	36	
Sexual Misconduct with Service Provider (35.44.1-3-10)		-	-	-	1	
Sexual Misconduct with a Minor (35-42-4-9)		1	3	1	11	
Stalking (35-45-10-5)		-	4	-	8	
Strangulation (35-42-2-9)		-	1	-	2	
Theft, Receiving Stolen Property (35-43-4-2)		3	4	4	20	
Trafficking with an Inmate (35-44.1-3-5)		-	2	-	4	
Level 5 Felony Total		37	225	142	894	

Felony Level	Primary Offense	Secondary Offense	Apr-21		This Calendar Year	
			SEX		SEX	
			F	M	F	M
Level 6 Felony	Abuse of a Corpse (35-45-11-2)		-	-	-	1
	Aiding, Inducing or Causing an Offense (35-41-2-4)	Insurance Fraud (35-43-5-4.5)	-	1	-	1
	Attempt to Commit a Felony (35-41-5-1)	Attempted/Obstruction of Justice (35-41-5-1)	-	-	-	1
		Residential Entry (35-43-2-1.5)	-	-	-	1
	Auto Theft, Receiving Stolen Parts (35-43-4-2.5)		-	2	2	14
	Battery 35-42-2-1		1	5	9	25
	Check Deception (35-43-5-5)		-	-	-	2
	Check Fraud (35-43-5-12)		-	1	-	2
	Conspiracy (35-41-5-2)		-	-	-	1
	Criminal Confinement (35-42-3-3)	Forgery, Counterfeiting, Application Fraud (35-43-5-2)	-	2	-	6
	Criminal Confinement (35-42-3-3)		-	12	4	42
	Criminal Mischief (35-43-1-2)		-	1	-	2
	Criminal Recklessness (35-42-2-2)		-	4	-	9
	Criminal Trespass (35-43-2-2)		-	1	-	1
	Cruelty to Animals (35-46-3-12)		-	2	-	2
	Dealing Fake Controlled Substances (35-48-4-4.6)		-	-	-	1
	Dealing Marijuana, Hash Oil, or Hashish (35-48-4-10)		-	-	-	5
	Dealing Sched IV Catrid Sub (35-48-4-3)		1	-	1	-
	Dealing/Poss. Look-Alike Subs (35-48-4-10.5)		-	1	-	1
	Dealing/Poss. Look-Alike Subs (35-48-4-11.5)		-	-	-	1
	Dissemination of Matter Harmful to Minor (35-49-3-3)		-	2	-	2
	Escape 35-44.1-3-4		3	24	10	49
	Fail to Reg Sex Off (11-8-8-17)		-	2	-	7
	Failure to Appear (35-44.1-2-9)		1	1	1	2
	False Reporting(35-44.1-2-3)		-	1	-	1
	Forgery, Counterfeiting, Application Fraud (35-43-5-2)		-	6	2	11
	Identity Deception (35-43-5-3.5)		1	1	1	3
	Insurance Fraud (35-43-5-4.5)		-	2	1	8
	Intimidation (35-45-2-1)		1	6	1	19
	Invasion of Privacy (35-46-1-15.1)		-	6	2	15
	Leaving the Scene of an Accident(9-26-1-1.1)		-	1	-	5
	Maintain Common Nuisance (35-45-2-1(c))		1	6	3	13
	Maintaining Common Nuisance (35-48-4-13)		-	-	1	4
	Neglect of a Dependent/Death (35-46-1-4)		-	3	1	6
	Non-Support of Dependent Child (35-46-1-5)		-	-	1	-
	Obstruction of Justice (35-44.1-2-2)		2	-	2	2
	Oper Vehicle-Intox-Prev Conv (9-30-5-3)		1	1	2	4
	Operating Vehicle Intoxicated-Contrld Sub (9-30-5-1)		-	2	1	4
	Operating Vehicle Intoxicated-Endanger (9-30-5-2)		1	2	5	22
		Habitual Offender Controlled Substance (35-50-2-10)	-	-	-	1

Felony Level	Primary Offense	Secondary Offense	Apr-21		This Calendar Year	
			SEX		SEX	
			F	M	F	M
Level 6 Felony (Cont'd)	Operating Vehicle Intoxicated/Injury (9-30-5-4)		-	-	2	2
	Operating Vehicle-Habitual Violation (9-30-10-16)		-	6	4	16
	Pointing a Firearm (35-47-4-3)		-	-	-	3
	Possession Sched IV Contrld Sub w/in 1,000 ft (35-48-4-7)		-	-	-	3
	Possession of Child Pornography (35-42-4-4(C))		-	-	-	7
	Possession of Cocaine or Narcotic Drug (35-48-4-6)		4	11	12	35
	Possession of Marijuana (35-48-4-11)		-	-	-	3
	Possession of Meth(35-48-4-6,1)		6	23	19	85
	Possession of Syringes or Needles (16-42-19-18)		-	12	11	40
	Possession or Use of Legend Drug (16-42-19-13)		-	-	2	4
	Residential Entry (35-43-2-1.5)		1	7	3	18
	Resisting Law Enforc (35-44.1-3-1)		1	15	4	71
	Sex Offender without Identification (11-8-8-15)		-	1	1	2
	Sexual Battery (35-42-4-8)		-	-	-	1
	Stalking (35-45-10-5)		-	1	-	1
	Strangulation (35-42-2-9)		2	1	2	11
	Synthetic ID Deception (35-43-5-3.8)		-	-	-	2
	Theft, Receiving Stolen Property (35-43-4-2)		5	35	18	90
	Unauthorized Entry of Motor Veh (35-43-4-2.7)		-	-	-	2
	Level 6 Felony Total			32	210	128

Felony Level	Primary Offense	Secondary Offense	Apr-21		This Calendar Year	
			SEX		SEX	
			F	M	F	M
Murder	Murder (35-42-1-1)		-	-	5	1
Murder Total			0	5	1	14

Felony Level	Primary Offense	Secondary Offense	Apr-21		This Calendar Year	
			SEX		SEX	
			F	M	F	M
Habitual Offender	Habitual Offender (35-50-2-8)		1	7	2	14
	Habitual Offender Controlled Substance (35-50-2-10)		-	-	1	5
Habitual Offender Total			1	7	3	19

Grand Total	Apr-21		This Calendar Year	
	SEX		SEX	
	F	M	F	M
	114	697	425	2550

Note: Offense data may not be available for all offenders at the time this table was prepared.
Only new commitments and probation violations are reported on this table.
Parole and Community Transition Program violators are excluded on this table.
Source: SAS - all.citations_mso.pgm

Indiana Department of Correction
Table 12
Number of New Admissions by Most Serious Offense
Committed to the Indiana Department of Correction

April 2021

Felony Level	Primary Offense	Secondary Offense	Apr-21		This Calendar Year	
			SEX		SEX	
			F	M	F	M
Level A Felony	Arson (35-43-1)		-	1	-	1
	Burglary (35-43-2-1)		-	1	-	1
	Child Molesting (35-42-4-3)		-	-	-	1
	Dealing Cocaine or Narcotic Drug (35-48-4-1)		-	-	-	5
	Dealing Methamphetamine (35-48-4-1.1)		-	-	-	1
	Dealing Sched I, II, or III Cntrlrd Sub (35-48-4-2)		1	-	1	1
Level A Felony Total			1	2	1	10

Felony Level	Primary Offense	Secondary Offense	Apr-21		This Calendar Year	
			SEX		SEX	
			F	M	F	M
Level B Felony	Battery (35-42-2-1)		-	-	-	1
	Burglary (35-43-2-1)		-	2	1	16
	Child Molesting (35-42-4-3)		-	1	-	3
	Criminal Confinement (35-42-3-3)		-	1	-	1
	Dealing Cocaine or Narcotic Drug (35-48-4-1)		-	2	-	12
	Dealing Methamphetamine (35-48-4-1.1)		-	-	4	16
	Dealing Sched I, II, or III Cntrlrd Sub (35-48-4-2)		1	2	2	6
	Felon in Possession of a Firearm (35-47-4-5)		-	2	-	3
	Rape (35-42-4-1)		-	-	-	1
	Robbery (35-42-5-1)		-	2	2	11
	Sexual Misconduct with a Minor (35-42-4-9)		-	2	-	3
	Level B Felony Total			1	14	9

Felony Level	Primary Offense	Secondary Offense	Apr-21		This Calendar Year	
			SEX		SEX	
			F	M	F	M
Level C Felony	Battery (35-42-2-1)		-	-	1	2
	Burglary (35-43-2-1)		1	-	1	3
	Child Molesting (35-42-4-3)		-	-	-	2
	Forgery (35-43-5-2)		-	1	1	4
	Handgun Violation (35-47-2-7)		-	-	-	1
	Neglect of a Dependent (35-46-1-4)		-	-	-	1
	Non-Support of Dependent Child (35-46-1-5)		-	-	-	3
	Operating Vehicle w/Lifetime Suspension (9-30-10-17)		-	1	-	2
	Possession of Cocaine or Narcotic Drug (35-48-4-6)		-	-	-	1
	Robbery (35-42-5-1)		-	-	-	1
	Level C Felony Total			1	2	3

Felony Level	Primary Offense	Secondary Offense	Apr-21		This Calendar Year	
			SEX		SEX	
			F	M	F	M
Level D Felony	Auto Theft, Receiving Stolen Parts (35-43-4-2.5)		-	1	-	1
	Check Fraud (35-43-5-12)		-	-	1	-
	Driving While Suspended/Oper Veh HTV (9-30-10-16)		-	1	-	1
	Intimidation (35-45-2-1)		-	-	-	1
	Non-Support of a Child (35-46-1-5)		-	1	1	2
	Possession of Controlled Substance (35-48-4-7)		-	-	-	1
Level D Felony Total			0	3	2	6

Felony Level	Primary Offense	Secondary Offense	Apr-21		This Calendar Year	
			SEX		SEX	
			F	M	F	M
Level 1 Felony	Attempt to Commit a Felony (35-41-5-1)	Attempted Murder (35-42-1-1(1))	-	1	-	1
		Murder (35-42-1-1)	-	1	-	4
	Child Molesting (35-42-4-3)		-	11	1	23
	Dealing a Substance Resulting in Death		-	-	-	1
	Firearm Enhancement (35-50-2-11)		-	1	-	1
Level 1 Felony Total			0	14	1	30

Felony Level	Primary Offense	Secondary Offense	Apr-21		This Calendar Year		
			SEX		SEX		
			F	M	F	M	
Level 2 Felony	Aiding, Inducing or Causing an Offense (35-41-2-4)	Burglary (35-43-2-1)	-	-	-	1	
		Dealing Methamphetamine (35-48-4-1.1)	-	-	1	1	
		Kidnapping (35-42-3-2)	-	-	1	-	
	Attempt to Commit a Felony (35-41-5-1)	Dealing Methamphetamine (35-48-4-1.1)	1	-	1	-	
		Burglary (35-43-2-1)	-	1	-	6	
	Conspiracy (35-41-5-2)	Deal Sched 1,2,3 Sub (35-48-4-2)	-	-	-	1	
		Dealing Cocaine or Narcotic Drug (35-48-4-1)	-	-	1	-	
		Murder (35-42-1-1)	-	-	-	1	
		Robbery (35-42-5-1)	-	-	-	1	
		Criminal Confinement (35-42-3-3)	-	-	-	1	
	Dealing Cocaine or Narcotic Drug (35-48-4-1)			2	6	2	14
	Dealing Methamphetamine (35-48-4-1.1)			7	22	17	67
	Dealing Sched I, II, or III Cntrlrd Sub (35-48-4-2)			-	1	-	6
	Robbery (35-42-5-1)			-	-	-	5
	Voluntary Manslaughter (35-42-1-3)			1	3	2	6
	Level 2 Felony Total			11	33	25	110

Felony Level	Primary Offense	Secondary Offense	Apr-21		This Calendar Year	
			SEX		SEX	
			F	M	F	M
Level 3 Felony	Accident/Failure to Stop-Serious Inj/Death (9-26-1-1.1)		-	1	-	2
	Aggravated Battery (35-42-2-1.5)		-	5	1	19
	Aiding, Inducing or Causing an Offense (35-41-2-4)	Robbery (35-42-5-1)	-	-	1	1
	Attempt to Commit a Felony (35-41-5-1)	Aggravated Battery (35-42-2-1.5)	-	-	-	1
		Possession of Cocaine or Narcotic Drug (35-48-4-6)	-	-	1	-
		Rape (35-42-4-1)	-	-	-	1
		Robbery (35-42-5-1)	-	-	-	5
	Battery (35-42-2-1)		-	-	1	-
	Burglary (35-43-2-1)		-	1	-	6
	Child Molesting (35-42-4-3)		-	3	-	11
	Conspiracy (35-41-5-2)	Dealing Cocaine or Narcotic Drug (35-48-4-1)	-	-	1	-
		Dealing Methamphetamine (35-48-4-1.1)	-	-	1	-
		Robbery (35-42-5-1)	-	-	-	1
	Criminal Confinement (35-42-3-3)		-	5	-	9
	Dealing Cocaine or Narcotic Drug (35-48-4-1)		-	5	2	16
	Dealing Methamphetamine (35-48-4-1.1)		2	5	13	24
	Dealing Sched I, II, or III Cntrld Sub (35-48-4-2)		-	-	1	4
	Dealing Sched IV Cntrld Sub (35-48-4-3)		-	-	-	2
	Domestic Battery SBI Under 14 (35-42-2-1.3A)		-	-	1	-
	Neglect of a Dependent/Death (35-46-1-4)		2	-	3	2
	Possession of Cocaine or Narcotic Drug (35-48-4-6)		-	1	1	5
	Possession of Meth (35-48-4-6.1)		1	6	3	21
	Rape (35-42-4-1)		-	3	-	11
	Resisting Law Enforcement (35-44.1-3-1)		-	1	-	1
	Robbery (35-42-5-1)		-	14	2	71
Level 3 Felony Total			5	50	32	213

Felony Level	Primary Offense	Secondary Offense	Apr-21		This Calendar Year	
			SEX		SEX	
			F	M	F	M
Level 4 Felony	Aiding, Inducing or Causing an Offense (35-41-2-4)	Dealing Methamphetamine (35-48-4-1.1)	-	-	1	-
		Dealing Sched 1,2,3 Sub (35-48-4-2)	-	-	1	-
		Possession of Meth (35-48-4-6.1)	-	-	1	-
	Arson (35-43-1-1)		-	3	3	7
	Burglary (35-43-2-1)		6	21	11	63
	Child Exploitation (35-42-4-4)		-	1	-	1
	Child Molesting (35-42-4-3)		-	8	-	20
	Child Solicitation (35-42-4-6)		-	1	-	3
	Conspiracy (35-41-5-2)	Dealing Sched 1,2,3 Sub (35-48-4-2)	-	-	1	-
	Dealing Cocaine or Narcotic Drug (35-48-4-1)		-	2	1	16
	Dealing Methamphetamine (35-48-4-1.1)		3	14	17	37
	Dealing Sched I, II, or III Cntrld Sub (35-48-4-2)		-	3	-	10
	Felon in Possession of a Firearm (35-47-4-5)		1	22	2	65
	Incest (35-46-1-3)		1	-	1	-
	Kidnapping(35-42-3-2)		-	-	-	1
	Leaving Scene of Accident with Serious Bodily Injury		-	2	1	3
	Manufacturing Meth (35-48-4-1.2)		-	1	-	2
	Operating Vehicle Intoxicated/Death (9-30-5-5)		1	1	5	8
	Operating a Vehicle While Intoxicated Causing Serious Bodily Injury		-	-	-	1
	Pharmacy Robbery (35-42-5-1(b))		-	-	-	1
	Possession of Cocaine or Narcotic Drug (35-48-4-6)		-	-	-	4
	Possession of Meth (35-48-4-6.1)		3	6	9	33
	Sexual Battery (35-42-4-8)		-	-	-	1
	Sexual Misconduct with a Minor (35-42-4-9)		1	4	1	18
Level 4 Felony Total			16	89	55	294

Felony Level	Primary Offense	Secondary Offense	Apr-21		This Calendar Year	
			SEX		SEX	
			F	M	F	M
Level 5 Felony	Aiding, Inducing or Causing an Offense (35-41-2-4)	Burglary (35-43-2-1)	-	1	1	1
		Dealing Methamphetamine (35-48-4-1.1)	-	-	1	-
		Firearm w/in One Mile of School (35-47-2-1)	-	-	1	-
	Assisting a Criminal (35-44.1-2-5)	Battery (35-42-2-1)	1	-	1	1
	Attempt to Commit a Felony (35-41-5-1)	Dealing Sched I, II, or III Contrid Sub (35-48-4-2)	-	-	-	1
		Escape (35-44.1-3-4)	-	-	1	1
		FS16	-	1	-	1
		Robbery (35-42-5-1)	-	-	1	1
	Auto Theft, Receiving Stolen Parts (35-43-4-2.5)		-	1	-	3
	Battery (35-42-2-1)		4	20	14	91
	Burglary (35-43-2-1)		1	15	6	76
	Child Exploitation (35-42-4-4)		-	3	-	7
	Child Pornography (35-42-4-4(C))		-	-	-	1
	Child Possession of a Firearm (35-47-10-5)		-	1	-	1
	Child Seduction (35-42-4-7)		-	-	-	1
	Child Solicitation (35-42-4-6)		-	5	-	6
	Conspiracy (35-41-5-2)	Burglary (35-43-2-1)	-	1	-	1
		Dealing Methamphetamine (35-48-4-1.1)	-	-	1	-
		Dealing in Methamphetamine (35-48-4-1.1)	-	-	-	1
		Fraud on Financial Institution (35-43-5-8)	-	-	-	1
		Theft, Recv Stolen Prop (35-43-4-2)	-	-	2	-
		Trafficking with an Inmate (35-44.1-3-5)	-	-	-	1
	Contrib. to the Delinquency of a Minor(35-46-1-8)		-	-	1	1
	Corrupt Business Influence (35-45-6-2)		-	-	-	6
	Criminal Confinement (35-42-3-3)		-	3	1	17
	Criminal Recklessness (35-42-2-2)		1	3	2	9
	Dealing Cocaine or Narcotic Drug (35-48-4-1)		-	4	9	13
	Dealing Marijuana, Hash Oil, or Hashish (35-48-4-10)		-	13	-	2
	Dealing Methamphetamine (35-48-4-1.1)		4	1	18	52
	Dealing Sched I, II, or III Contrid Sub (35-48-4-2)		1	1	1	6
	Dealing Sched IV Contrid Sub (35-48-4-3)		-	-	-	1
	Dealing in Methamphetamine (35-48-4-1.1)		3	8	10	31
	Dealing/Poss. Look-Alike Subs (35-48-4-4.6)		-	1	-	2
	Disarm/Attempt to Disarm an Officer (35-44.1-3-2)		-	-	-	2
	Domestic Battery (35-42-2-1.3)		2	15	6	60
	Escape (35-44.1-3-4)		-	5	4	16
	Fail to Stop Acc Death (9-26-1-1.1)		-	-	-	1
	Failure to Register as a Sex Offender (11-8-8-17)		-	4	1	27
	Felon Fraud in Offer (23-19-5-1)		-	-	-	1
	Firearm w/in One Mile of School (35-47-2-1)		2	18	7	71
	Fraud on Financial Institution (35-43-5-8)		1	1	1	6
	Incest (35-46-1-3)		-	-	-	1
	Intimidation (35-45-2-1)		-	9	1	25
	Neglect of a Dependent/Death (35-46-1-4)		-	-	2	2
	Non-Support of Dependent Child (35-46-1-5)		-	-	-	2
	Obliterating Handgun I.D. (35-47-2-18)		-	-	-	2
	Oper Veh Aft Life Susp (9-30-10-17)		3	10	3	37
	Operating Veh while Intoxicated (9-30-5-2)		-	-	-	1
	Operating Vehicle Intox-Prior (9-30-5-3)		-	-	-	2
	Operating Vehicle Intoxicated/Death (9-30-5-5)		-	-	-	1
Operating Vehicle Intoxicated/Injury (9-30-5-4)		-	2	2	6	
Possession - Destruct Device (35-47.5-5-2)		-	1	-	1	
Possession of Cocaine or Narcotic Drug 35-48-4-6		2	7	3	18	
Possession of Syringes or Needles (16-42-19-18)		-	-	1	-	
Possession/Use of Legend Drug (16-42-19-13)		-	-	-	1	
Reckless Homicide (35-42-1-5)		-	-	3	2	
Resisting Law Enforcement (35-44.1-3-1)		-	-	-	2	
Robbery (35-42-5-1)		1	6	5	27	
Sexual Misconduct with a Minor (35-42-4-9)		-	3	-	10	
Stalking (35-45-10-5)		-	3	-	7	
Strangulation (35-42-2-9)		-	1	-	2	
Theft, Receiving Stolen Property (35-43-4-2)		2	2	3	16	
Trafficking with an Inmate (35-44.1-3-5)		-	1	-	3	
Level 5 Felony Total		28	171	113	689	

Felony Level	Primary Offense	Secondary Offense	Apr-21		This Calendar Year	
			SEX		SEX	
			F	M	F	M
Level 6 Felony	Attempt to Commit a Felony (35-41-5-1)	Attempted/Obstruction of Justice (35-41-5-1)	-	-	-	1
	Auto Theft, Receiving Stolen Parts (35-43-4-2.5)		-	2	1	6
	Battery 35-42-2-1		-	-	-	6
	Check Deception (35-43-5-5)		-	-	-	1
	Criminal Confinement (35-42-3-3)		-	1	-	1
	Criminal Confinement (35-42-3-3)		-	1	-	12
	Criminal Recklessness (35-42-2-2)		-	1	-	1
	Dealing/Poss. Look-Alike Subs (35-48-4-11.5)		-	-	-	1
	Escape 35-44.1-3-4		1	7	4	13
	Fail to Reg Sex Off (11-8-8-17)		-	1	-	3
	Failure to Appear (35-44.1-2-9)		-	1	-	1
	Forgery, Counterfeiting, Application Fraud (35-43-5-2)		-	3	1	5
	Identity Deception (35-43-5-3.5)		1	1	1	1
	Insurance Fraud (35-43-5-4.5)		-	-	1	2
	Intimidation (35-45-2-1)		1	2	1	7
	Invasion of Privacy (35-46-1-15.1)		-	1	-	2
	Maintain Common Nuisance (35-45-2-1(c))		-	-	1	2
	Neglect of a Dependent/Death (35-46-1-4)		-	1	1	2
	Non-Support of Dependent Child (35-46-1-5)		-	-	1	-
	Obstruction of Justice (35-44.1-2-2)		-	-	-	1
	Oper Vehicle-Intox-Prev Conv (9-30-5-3)		1	-	2	1
	Operating Vehicle Intoxicated-Contrld Sub (9-30-5-1)		-	-	-	2
	Operating Vehicle Intoxicated-Endanger (9-30-5-2)		1	1	4	13
		Habitual Offender Controlled Substance (35-50-2-10)	-	-	-	1
	Operating Vehicle Intoxicated/Injury (9-30-5-4)		-	-	1	-
	Operating Vehicle-Habitual Violation (9-30-10-16)		-	2	2	7
	Pointing a Firearm (35-47-4-3)		-	-	-	1
	Possession of Child Pornography (35-42-4-4(C))		-	-	-	1
	Possession of Cocaine or Narcotic Drug (35-48-4-6)		-	3	3	17
	Possession of Marijuana (35-48-4-11)		-	-	-	1
	Possession of Meth(35-48-4-6.1)		5	7	9	31
	Possession of Syringes or Needles (16-42-19-18)		-	4	4	9
	Possession or Use of Legend Drug (16-42-19-13)		-	-	1	2
	Residential Entry (35-43-2-1.5)		-	-	1	5
	Resisting Law Enforc (35-44.1-3-1)		-	-	-	5
	Sex Offender without Identification (11-8-8-15)		-	-	1	-
	Strangulation (35-42-2-9)		-	-	-	3
	Theft, Receiving Stolen Property (35-43-4-2)		2	12	6	23
	Level 6 Felony Total		12	51	46	190

Felony Level	Primary Offense	Secondary Offense	Apr-21		This Calendar Year	
			SEX		SEX	
			F	M	F	M
HO	Habitual Offender (35-50-2-8)		-	2	-	2
HO	Habitual Offender Controlled Substance (35-50-2-10)		-	-	-	1
HO Total			0	2	0	3

Felony Level	Primary Offense	Secondary Offense	Apr-21		This Calendar Year	
			SEX	SEX	SEX	SEX
			F	M	F	M
Murder	Murder (35-42-1-1)		-	5	1	14
Murder Total			0	5	1	14
			Apr-21		This Calendar Year	
			SEX		SEX	
			F	M	F	M
Grand Total			75	436	288	1652

Note: Offense data may not be available for all offenders at the time this table was prepared.
Only new commitments and probation violations are reported on this table.
Parole and Community Transition Program violators are excluded on this table.
Source: SAS - all.citations_mso.pgm

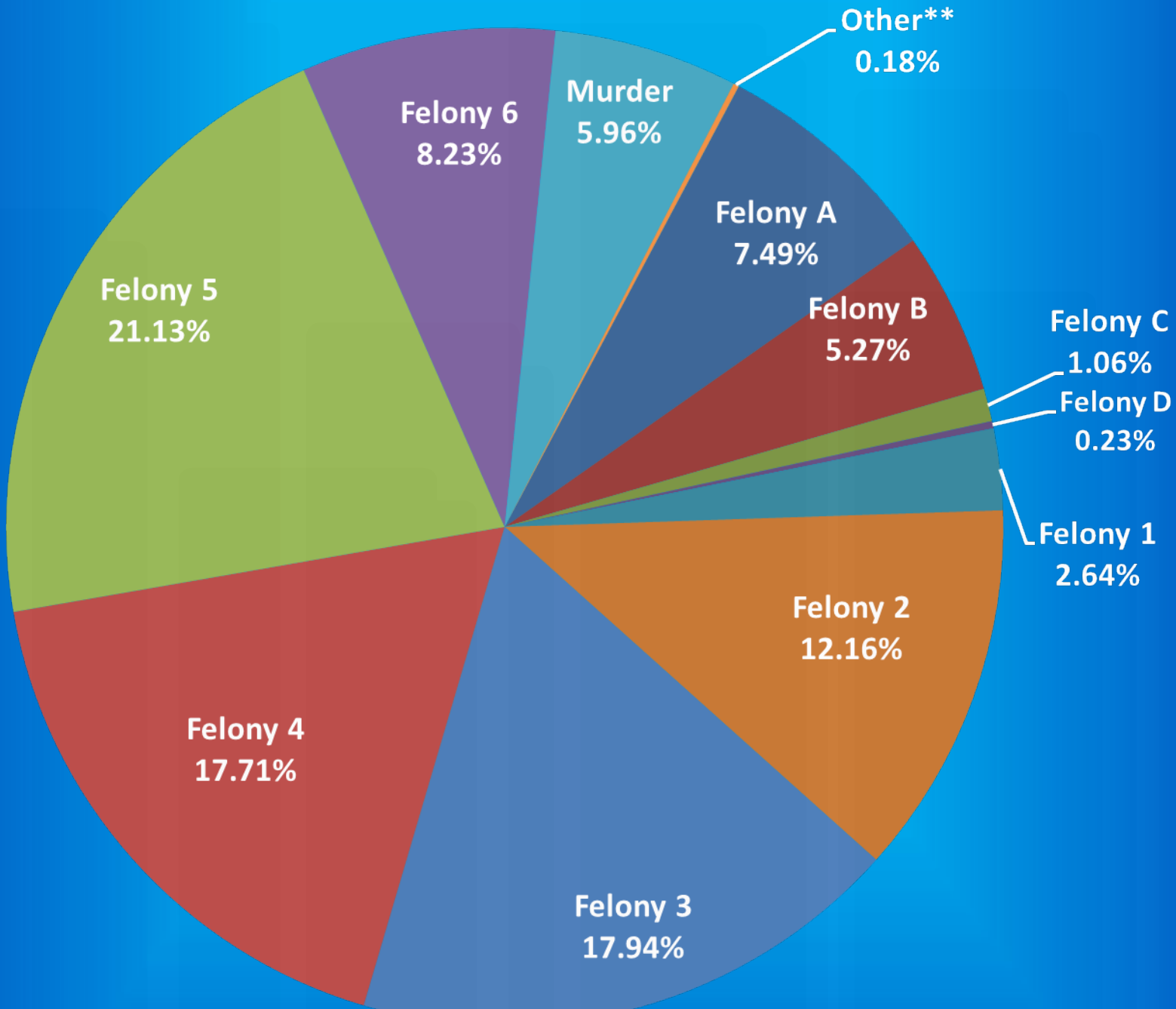
Indiana Department of Correction

Graph A

Female Population by Most Serious Offense Felony Level*

May 01, 2021

N = 2,232



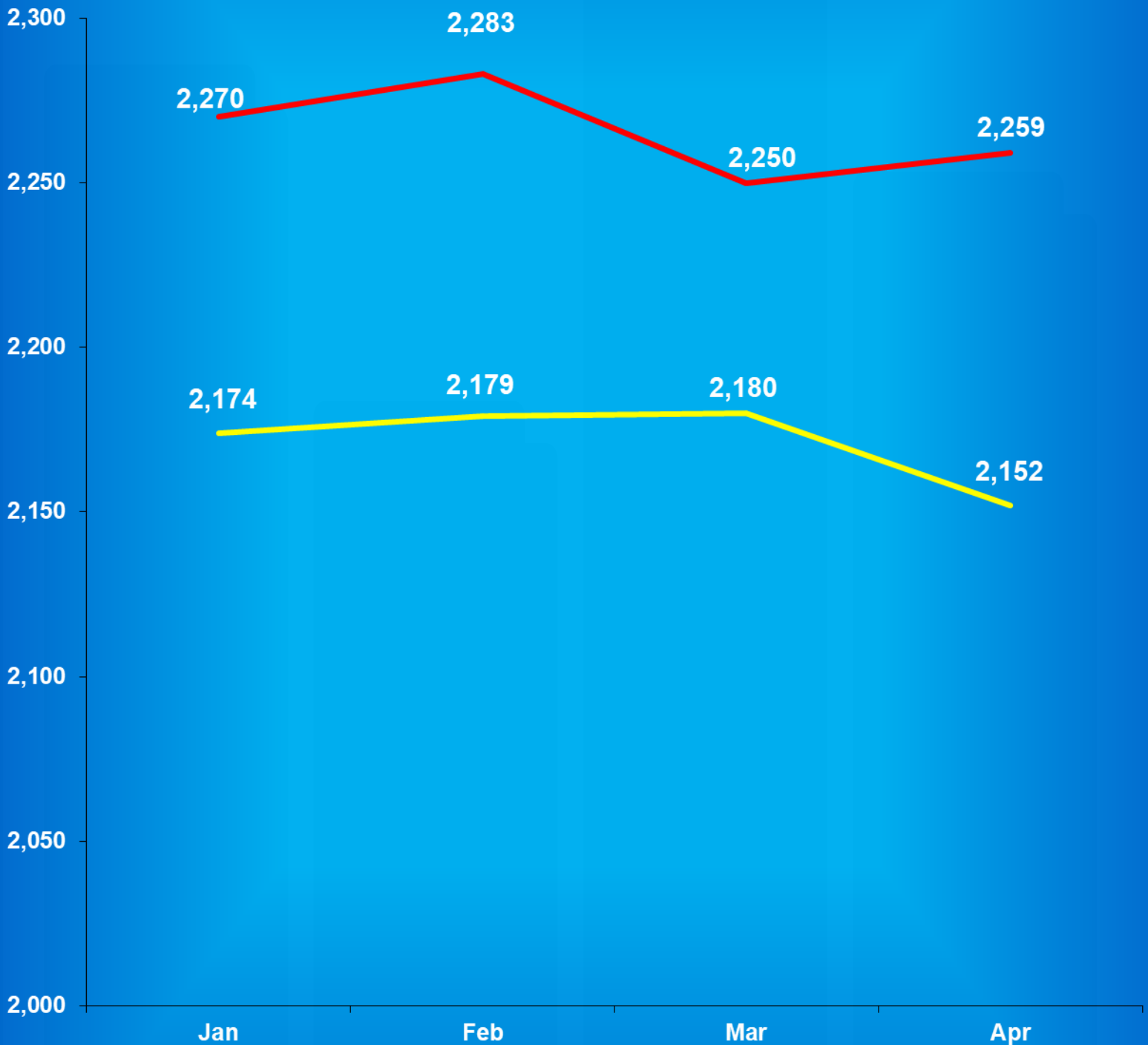
* Includes Offenders Held in County Jails and Contracted Beds

** Other includes Safekeepers, Predispositions, Habitual Offenders, Misdemeanants, and Unknowns

Indiana Department of Correction

Graph B

Average Daily Adult Female Offender Populations Calendar Year 2021



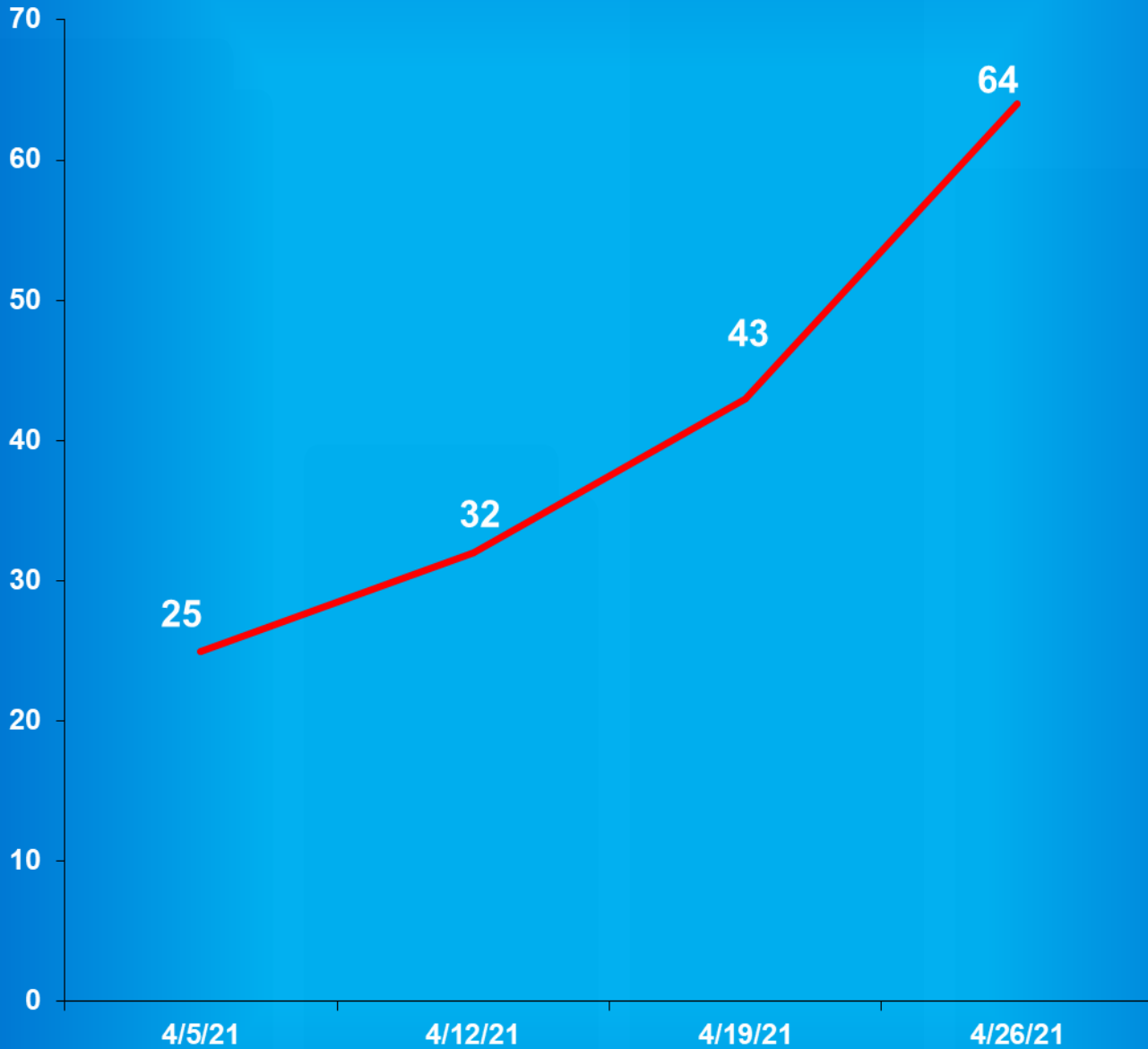
— Includes County Jail/Contract Beds — Excludes County Jail/Contract Beds

Indiana Department of Correction

Graph C

Adult Females Held in County Jails

April 2021



- Offenders held in county jails are newly sentenced offenders with completed court documents who are awaiting transfer to a DOC facility.

- Jail counts are a dynamic number that are affected by a variety of factors, including; sentencing trends, available DOC beds, and intake process completion.

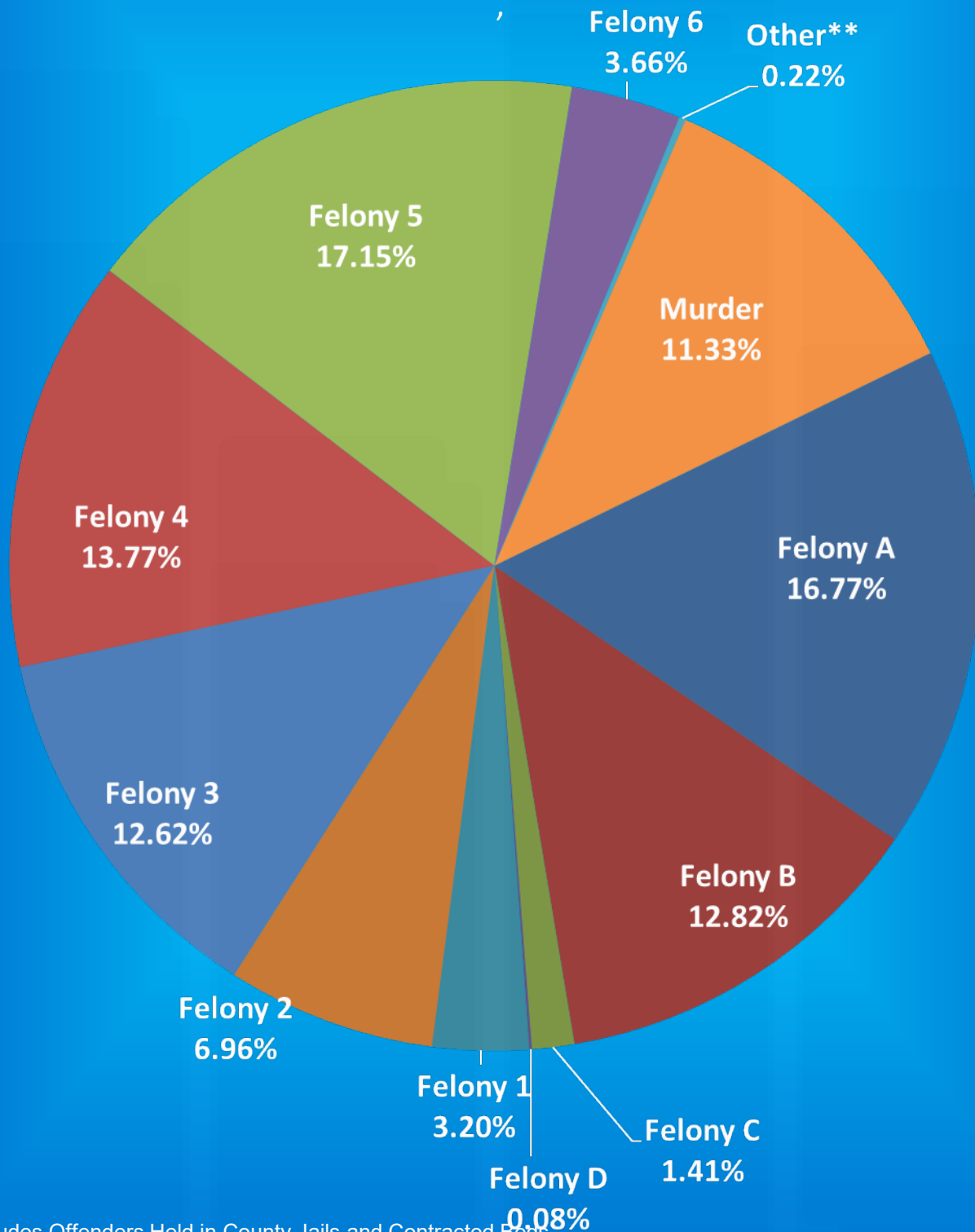
Indiana Department of Correction

Graph D

Male Population by Most Serious Offense Felony Level*

May 012021

N = 21,951



• Includes Offenders Held in County Jails and Contracted Beds

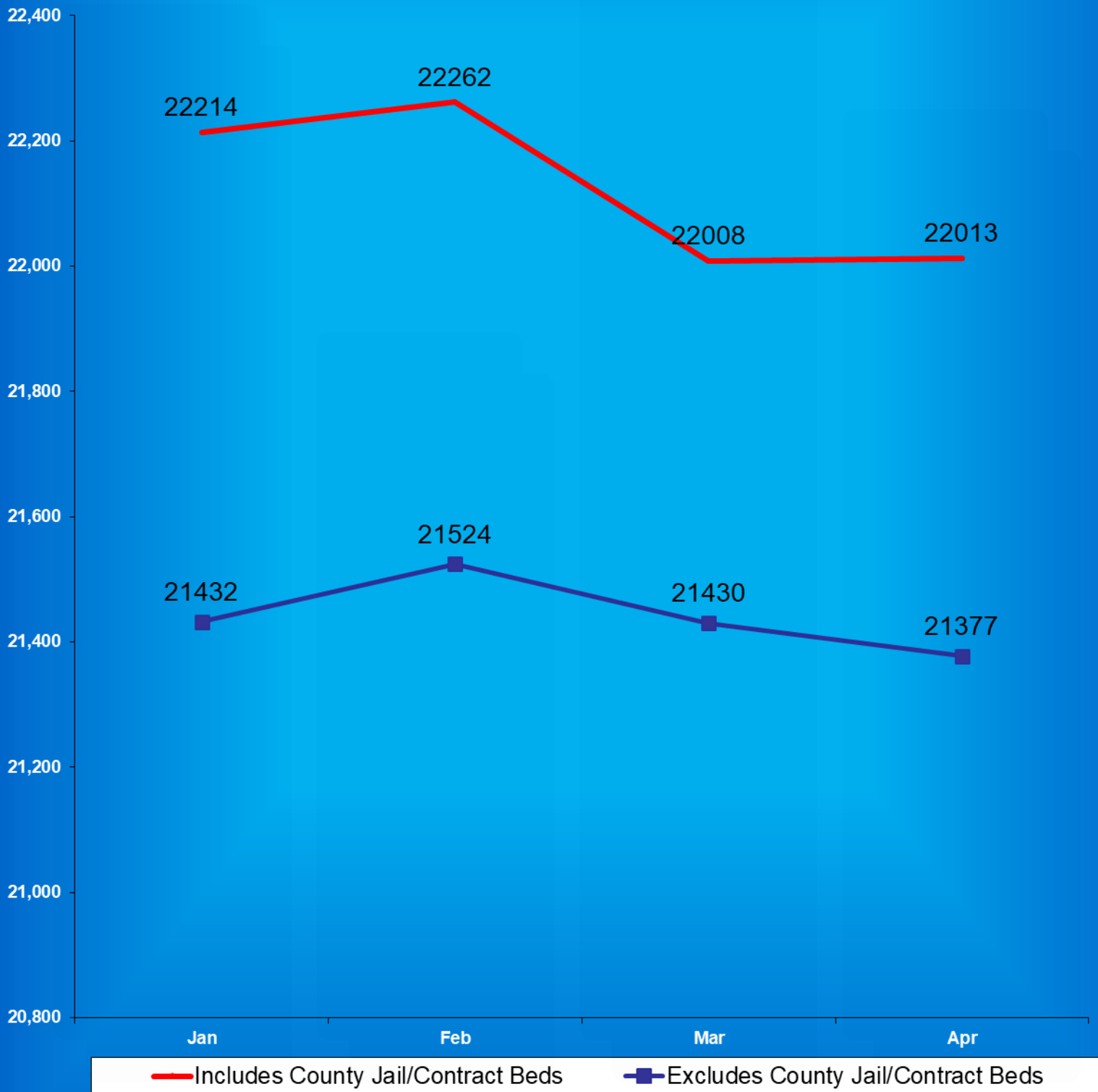
** Other includes Safekeepers, Predispositions, Habitual Offenders, Misdemeanants, and Unknowns

Indiana Department of Correction

Graph E

Average Daily Adult Male Offender Populations

Calendar Year 2021



Indiana Department of Correction

Graph F

Adult Males Held in County Jails

April 2021



- Offenders held in county jails are newly sentenced offenders with completed court documents who are awaiting transfer to a DOC facility.

- Jail counts are a dynamic number that are affected by a variety of factors, including; sentencing trends, available DOC beds, and intake process completion.



Juvenile Offender Statistics



Indiana Department Of Correction
Table 13
Monthly Facility Admissions and Releases

Juvenile Offenders
April 2021

Admissions of All Juvenile Males

New Commitment	Re-Commitment	Parolee Return	Return From Escape	Diagnostics/Walk-Thrus
17	1	0	0	4

Releases of All Juvenile Males

Discharge	Parole	Escape	Diagnostics/Walk-Thrus
16	3	0	5

Admissions of All Juvenile Females

New Commitment	Re-Commitment	Parolee Return	Return From Escape	Diagnostics/Walk-Thrus
1	0	1	0	1

Releases of All Juvenile Females

Discharge	Parole	Escape	Diagnostics/Walk-Thrus
5	1	0	1

Sources:

SAS - mnthadm4_pgm_tbl13.pgm

SAS - mnthext4_pgm_tbl13.pgm

Indiana Department of Correction

Table 14

New Admissions by County of Commitment - Juveniles

April 2021

County	Admission Type			County	Admission Type		
	New Commits	Re Commits	Total		New Commits	Re Commits	Total
Adams	0	0	0	Madison	0	0	0
Allen	1	0	1	Marion	0	0	0
Bartholomew	0	1	1	Marshall	0	0	0
Benton	0	0	0	Martin	0	0	0
Blackford	0	0	0	Miami	0	0	0
Boone	0	0	0	Monroe	0	0	0
Brown	0	0	0	Montgomery	0	0	0
Carroll	0	0	0	Morgan	0	0	0
Cass	0	0	0	Newton	0	0	0
Clark	0	0	0	Noble	0	0	0
Clay	0	0	0	Ohio	0	0	0
Clinton	0	0	0	Orange	0	0	0
Crawford	0	0	0	Owen	0	0	0
Daviess	0	0	0	Parke	0	0	0
Dearborn	0	0	0	Perry	0	0	0
Decatur	0	0	0	Pike	0	0	0
DeKalb	0	0	0	Porter	1	0	1
Delaware	0	0	0	Posey	0	0	0
Dubois	0	0	0	Pulaski	0	0	0
Elkhart	0	0	0	Putnam	0	0	0
Fayette	0	0	0	Randolph	0	0	0
Floyd	0	0	0	Ripley	0	0	0
Fountain	1	0	1	Rush	0	0	0
Franklin	0	0	0	St. Joseph	0	0	0
Fulton	0	0	0	Scott	0	0	0
Gibson	0	0	0	Shelby	1	0	1
Grant	0	0	0	Spencer	0	0	0
Greene	0	0	0	Starke	0	0	0
Hamilton	0	0	0	Steuben	0	0	0
Hancock	0	0	0	Sullivan	1	0	1
Harrison	0	0	0	Switzerland	0	0	0
Hendricks	0	0	0	Tippecanoe	2	0	2
Henry	0	0	0	Tipton	0	0	0
Howard	1	0	1	Union	0	0	0
Huntington	0	0	0	Vanderburgh	3	0	3
Jackson	0	0	0	Vermillion	0	0	0
Jasper	0	0	0	Vigo	0	0	0
Jay	1	0	1	Wabash	0	0	0
Jefferson	0	0	0	Warren	0	0	0
Jennings	0	0	0	Warrick	0	0	0
Johnson	0	0	0	Washington	0	0	0
Knox	1	0	1	Wayne	0	0	0
Kosciusko	0	0	0	Wells	0	0	0
LaGrange	1	0	1	White	0	0	0
Lake	3	0	3	Whitley	0	0	0
LaPorte	1	0	1	Unknown	0	0	0
Lawrence	0	0	0	Totals	18	1	19

This data is based on most serious offense and excludes parole violations.

Source: Mnthadm4_pgm_tbl14.pgm

Indiana Department of Correction

Table 15

Monthly Releases by County of Commitment - Juveniles

April 2021

County	Release Type			County	Release Type		
	Discharge	Parole	Total		Discharge	Parole	Total
Adams	0	0	0	Madison	0	0	0
Allen	2	1	3	Marion	0	0	0
Bartholomew	0	0	0	Marshall	0	0	0
Benton	0	0	0	Martin	0	0	0
Blackford	0	0	0	Miami	0	0	0
Boone	0	0	0	Monroe	0	0	0
Brown	0	0	0	Montgomery	0	0	0
Carroll	0	0	0	Morgan	0	0	0
Cass	1	0	1	Newton	0	0	0
Clark	1	0	1	Noble	0	0	0
Clay	0	0	0	Ohio	0	0	0
Clinton	0	0	0	Orange	1	0	1
Crawford	0	0	0	Owen	0	0	0
Daviess	1	0	1	Parke	0	0	0
Dearborn	0	0	0	Perry	0	0	0
Decatur	0	0	0	Pike	0	0	0
DeKalb	0	0	0	Porter	0	0	0
Delaware	1	0	1	Posey	0	0	0
Dubois	0	0	0	Pulaski	0	0	0
Elkhart	3	2	5	Putnam	0	0	0
Fayette	0	0	0	Randolph	1	0	1
Floyd	0	0	0	Ripley	0	0	0
Fountain	0	0	0	Rush	0	0	0
Franklin	0	0	0	St. Joseph	6	0	6
Fulton	0	0	0	Scott	0	0	0
Gibson	0	0	0	Shelby	0	0	0
Grant	0	0	0	Spencer	0	0	0
Greene	0	0	0	Starke	0	0	0
Hamilton	0	0	0	Steuben	0	0	0
Hancock	0	0	0	Sullivan	0	0	0
Harrison	0	0	0	Switzerland	0	0	0
Hendricks	1	0	1	Tippecanoe	0	1	1
Henry	0	0	0	Tipton	0	0	0
Howard	0	0	0	Union	0	0	0
Huntington	0	0	0	Vanderburgh	0	0	0
Jackson	1	0	1	Vermillion	0	0	0
Jasper	0	0	0	Vigo	0	0	0
Jay	0	0	0	Wabash	0	0	0
Jefferson	0	0	0	Warren	0	0	0
Jennings	0	0	0	Warrick	0	0	0
Johnson	0	0	0	Washington	0	0	0
Knox	0	0	0	Wayne	0	0	0
Kosciusko	0	0	0	Wells	0	0	0
LaGrange	0	0	0	White	0	0	0
Lake	1	0	1	Whitley	0	0	0
LaPorte	1	0	1	Unknown	0	0	0
Lawrence	0	0	0	Totals	21	4	25

Some discharges may be releases to County Probation - data is unable to be separated.

Diagnostics and Escapes are excluded.

Source: Mnthext4_pgm_tbl15.pgm

Indiana Department of Correction
Table 16
Total Number of Committing Offenses for Juveniles
Committed to the Indiana Department of Correction

April 2021

OFFENSE (Citation Code)	NUMBER OF OFFENSES			
	This Month		This Calendar Year	
	Female	Male	Female	Male
LEVEL I				
Aggravated Battery (35-42-2-1.5)	0	0	0	2
Arson (35-43-1-1)	0	0	0	0
Battery (35-42-2-1)	0	0	0	3
Battery by Bodily Waste (35-42-2-6)	0	0	0	1
Burglary (35-43-2-1)	0	0	0	6
Carjacking (35-42-5-2)	0	0	0	0
Carrying Handgun w/o License (35-47-2-1)	0	0	0	11
Changing, Altering, Removing, Obliterating ID of Handgun (35-47-2-18)	0	0	0	0
Child Exploitation (35-42-4-4)	0	0	1	1
Child Molesting (35-42-4-3)	0	0	0	3
Child Seduction (35-42-4-7)	0	0	0	0
Child Selling (35-46-1-4)	0	0	0	0
Child Solicitation (35-42-4-6)	0	0	0	0
Child in Possession of Handgun (35-47-10-5)	0	0	0	0
Consumer Product Tampering (35-45-8-3)	0	0	0	0
Criminal Confinement (35-42-3-3)	0	0	0	1
Criminal Deviate Conduct (35-42-4-2)	0	0	0	0
Criminal Gang Intimidation (35-45-9-4)	0	0	0	0
Criminal Gang Recruitment	0	0	0	0
Criminal Recklessness (35-42-2-2)	0	0	0	6
Dangerous Possession of a Firearm (35-47-10-5)	0	0	0	2
Dealing in a Sawed-Off Shotgun (35-47-5-4.1)	0	0	0	0
Distribution of a Destructive Device (IC 35-47.5-5-5)	0	0	0	0
Domestic Battery (35-42-2-1.3)	0	0	0	2
Driving While Intoxicated Resulting in Death (9-30-5-5)	0	0	0	0
False Application for Handgun (35-47-2-8)	0	0	0	0
False, Altering Handgun License (35-47-2-22)	0	0	0	0
Feticide (35-42-1-6)	0	0	0	0
Handgun, False ID (35-47-2-17)	0	0	0	0
Incest (35-46-1-3)	0	0	0	0
Interference with Custody (35-42-3-4)	0	0	0	0
Intimidation (35-45-2-1)	0	0	0	0
Involuntary Manslaughter (35-42-1-4)	0	0	0	0
Kidnapping (35-42-3-2)	0	0	0	0
Murder (35-42-1-1)	0	0	0	1
Neglect of a Dependent (35-46-1-4)	0	0	0	0
Operation of a Machine Gun/Hurling a Bomb (35-47-5-9)	0	0	0	0
Overpass Mischief (35-42-2-5)	0	0	0	0
Pointing a Firearm (35-47-4-3)	0	0	0	0
Possession of Firearm on School Property (35-47-9-2)	0	0	0	0
Possession of a Machine Gun or Bomb (35-47-5-9)	0	0	0	0
Rape (35-42-4-1)	0	0	0	0
Reckless Homicide (35-42-1-5)	0	0	0	0
Resisting Law Enforcement (35-44-3-3)	0	0	0	0
Robbery (35-42-5-1)	0	0	0	12
Sell, Manufacture, Possess, Purchase Explosive (35-47-5-1)	0	0	0	0
Sell, Transfer, HIV Blood (35-42-1-7)	0	0	0	0
Selling, Transferring, Giving Handgun to Under 18 (35-47-2-7)	0	0	0	0
Sexual Battery (35-42-4-8)	0	0	0	1
Sexual Misconduct (35-44-1-5)	0	0	0	0

LEVEL I (cont'd)

NUMBER OF OFFENSES

	This Month		This Calendar Year	
	Female	Male	Female	Male
Sexual Misconduct with a Minor (35-42-4-9)	0	0	0	0
Stalking (35-45-10-5)	0	0	0	0
Strangulation (35-42-2-9)	0	0	0	0
Unlawful Delivery of Confiscated Firearm (35-47-3-4)	0	0	0	0
Unlawful Use of Body Armor (35-47-5-13)	0	0	0	0
Unlawful Use of Stun Gun (35-47-8-5)	0	0	0	0
Vicarious Sexual Gratification (35-42-4-5)	0	0	0	0
Voluntary Manslaughter (35-42-1-3)	0	0	0	0
Sub-Total	0	0	1	52

LEVEL II

Assisting a Criminal (35-44-3-2)	0	0	0	0
Chinese Throwing Star (35-47-5-12)	0	0	0	0
Criminal Gang Activity (35-45-9-3)	0	0	0	0
Criminal Recklessness (35-42-2-2)	0	0	0	0
Dealing Anabolic Steroid (16-42-19-27)	0	0	0	0
Dealing Methamphetamine (35-48-4-1.1)	0	0	0	0
Dealing in Cocaine or Narcotic Drug (35-48-4-1)	0	0	0	0
Dealing in Marijuana, Hash Oil, or Hashish (35-48-4-10)	0	0	0	1
Dealing in a Schedule I, II, or III Controlled Substance (35-48-4-2)	0	0	0	0
Dealing in a Schedule IV Controlled Substance (35-48-4-3)	0	0	0	0
Dealing in a Schedule V Controlled Substance (35-48-4-4)	0	0	0	0
Dealing in a Substance Represented to be a Controlled Substance (35-48-4-4.5)	0	0	0	0
Delivery of Weapon to Intoxicated Person (35-47-4-1)	0	0	0	0
Disarming Law Enforcement Officer (35-44.1-3-2)	0	0	0	0
Escape/Failure to Return to Lawful Detention (35-44-3-5)	0	0	0	2
Inmate w/ Deadly Weapon (35-44.1-3-7)	0	0	0	0
Interference with Custody (35-42-3-4)	0	0	0	0
Intimidation (35-45-2-1)	0	0	0	7
Knife with Automatic Blade (35-47-5-2)	0	0	0	0
Loan Sharking (35-45-7-2)	0	0	0	0
Maintaining a Common Nuisance (35-48-4-13)	0	0	0	0
Making loan secured by mortgage, deposit or pledge of handgun (35-47-4-2)	0	0	0	0
Manufacture, Distribution, Possession of a Substance Represented to be a Controlled Substance (35-48-4-4)	0	0	0	0
Neglect of a Dependent (35-46-1-4)	0	0	0	0
Poss Precursors w/ Intent to Manufacture Etc. (35-48-4-14.5)	0	0	0	0
Possession of a Controlled Substance (35-48-4-7)	0	0	0	0
Possession of a Knife on School Property (35-47-5-2.5)	0	0	0	1
Promoting Prostitution (35-45-4-4)	0	0	0	0
Purchase, Possession or Sale of Stun Gun (35-47-8-5)	0	0	0	0
Resisting Law Enforcement (35-44-3-3)	0	0	0	5
Rioting with a Deadly Weapon (35-45-1-2)	0	0	0	0
Sale, Possession, Use of Legend Drug (16-42-19-27)	0	0	0	0
Sexual Misconduct with a Minor (35-42-4-9)	0	0	0	0
Stalking (35-45-10-5)	0	0	0	0
Trafficking with an Inmate (35-44-3-9)	0	0	0	0
Use of Stun Gun in Commission of a Crime (35-47-8-5)	0	0	0	0
Sub-Total	0	0	0	16

LEVEL III

Accident /Failure to Stop (9-26-1-8)	0	0	0	0
Accident, Property Damage with Injury (9-26-1-8)	0	0	0	0
Altering or Damaging Computer (35-43-1-4)	0	0	0	0
Auto Theft, Receiving Stolen Parts (35-43-4-2.5)	0	0	1	6
Battery (35-42-2-1)	0	0	1	4
Battery by Bodily Waste (35-42-2-6)	0	0	0	0
Bestiality	0	0	0	0
Bribery (35-44-1-1)	0	0	0	0

LEVEL III (cont'd)	NUMBER OF OFFENSES			
	This Month		This Calendar Year	
	Female	Male	Female	Male
Burglary (35-43-2-1)	0	0	0	0
Check Deception (35-43-5-5)	0	0	0	0
Check Fraud (35-43-5-12)	0	0	0	0
Child Exploitation (35-42-4-4)	0	0	0	0
Controlled Substance Registration (35-48-4-14)	0	0	0	0
Conversion (35-43-4-3)	0	0	0	4
Criminal Mischief (35-43-1-2)	0	0	1	5
Criminal Recklessness (35-42-2-2)	0	0	0	1
Criminal Trespass (35-43-2-2)	0	0	1	2
Dealing in Altered Property (35-43-4-2.3)	0	0	0	0
Dealing in Marijuana, Hash Oil, or Hashish (35-48-4-10)	0	0	0	0
Dealing in Paraphernalia (35-48-4-8.5)	0	0	0	0
Dealing in a Schedule IV Controlled Substance (35-48-4-3)	0	0	0	0
Distribution of Material Harmful to Minor (35-49-3-3)	0	0	0	0
Escape/Failure to Return to Lawful Detention (35-44-3-5)	0	0	1	4
Failure to Appear (35-44-3-6)	0	0	0	0
False Reporting (35-44-2-2)	0	0	0	0
Forgery (35-43-5-2)	0	0	0	0
Fraud (35-43-5-4)	0	0	0	2
Fraud on Financial Institution (35-45-5-8)	0	0	0	0
Home Improvement Fraud (35-43-6-13)	0	0	0	0
Identity Deception (35-43-5-3.5)	0	0	0	0
Interference with Custody (35-42-3-4)	0	0	0	0
Interference with Reporting Crime (35-42-2-5)	0	0	0	0
Invasion of Privacy (35-46-1-15.1)	0	0	0	0
Kill Domestic Animal	0	0	0	0
Manufacture of Paraphernalia (35-48-4-8.1)	0	0	0	0
Nonsupport of Child (35-46-1-5)	0	0	0	0
Nonsupport of Spouse (35-46-1-6)	0	0	0	0
Obscene Performance (35-49-3-1)	0	0	0	0
Obstructing Fireman (35-44-3-8)	0	0	0	0
Obstructing Traffic (35-42-2-4)	0	0	0	0
Obstruction of Justice (35-44-3-4)	0	0	0	0
Operating Vehicle After Lifetime Forfeiture (9-30-10-17)	0	0	0	0
Operating Vehicle While Intoxicated (9-30-5-4)	0	0	0	0
Operating Vehicle While Intoxicated with Prior (9-30-5-3)	0	0	0	0
Patronizing a Prostitute (35-45-4-3)	0	0	0	0
Perjury (35-44-2-1)	0	0	0	0
Possession of Cocaine or Narcotic Drug (35-48-4-6)	0	0	0	0
Possession of Marijuana, Hash Oil, or Hashish (35-48-4-11)	0	0	0	0
Possession of Methamphetamines (35-48-4-6.1)	0	0	1	0
Possession of Paraphernalia (35-48-4-8.3)	0	0	0	0
Possession of a Controlled Substance (35-48-4-7)	0	0	1	2
Possession of a Syringe (16-42-19-18)	0	0	1	0
Possession/Use of Legend Drug (16-42-19-13)	0	0	0	0
Professional Gambling (35-45-5-3)	0	0	0	0
Profiting from Adoption (35-46-1-9)	0	0	0	0
Promoting Professional Gambling (35-45-5-4)	0	0	0	0
Promoting Prostitution (35-45-4-4)	0	0	0	0
Prostitution (35-45-4-2)	0	0	0	0
Public Indecency (35-45-4-1)	0	0	0	2
Public Nudity (35-45-4-1.5)	0	0	0	0
Railroad Mischief (35-42-2-5.5)	0	0	0	0
Receiving Stolen Auto Parts (35-43-4-2.5)	0	0	0	0
Receiving Stolen Property (35-43-4-2)	0	0	0	0
Residential Entry (35-43-2-1.5)	0	0	0	0
Resisting Law Enforcement (35-44-3-3)	0	0	4	11
Rioting (35-45-1-2)	0	0	0	0

LEVEL III (cont'd)	NUMBER OF OFFENSES			
	This Month		This Calendar Year	
	Female	Male	Female	Male
Sale, Possession, Use of Legend Drug (16-42-19-27)	0	0	0	0
Selling, Distributing, Exhibiting Obscene Material (35-49-3-1)	0	0	0	0
Stalking (35-45-10-5)	0	0	0	0
Synthetic Drug (35-48-4-11.5)	0	0	0	0
Theft (35-43-4-2)	0	0	2	17
Torture or Mutilation of Animal (35-46-3-12)	0	0	0	0
Trafficking with an Inmate (35-44-3-9)	0	0	0	0
Unauthorized Possession of Prescription Form (35-48-4-14)	0	0	0	0
Unlawful Entry of Motor Vehicle (35-43-4-2.7)	0	0	0	0
Voyeurism (35-45-4-5)	0	0	0	0
Welfare Fraud (35-43-5-7)	0	0	0	0
Sub-Total	0	0	14	60

LEVEL IV	Female	Male	Female	Male
Absence From Home Detention (35-38-2.5-10)	0	0	0	0
Accident/Failure to Stop (9-26-1-8)	0	0	0	1
Alcohol Violation (31-37-2-6)	0	0	0	1
Animal Cruelty (35-46-3-12)	0	0	0	0
Assisting a Criminal (35-44-3-2)	0	0	0	0
Beats Vertebrate Animal (35-46-3-12)	0	0	0	0
Check Deception (35-43-5-5)	0	0	0	0
Common Nuisance (35-48-4-13)	0	0	0	1
Computer Trespassing (35-43-2-3)	0	0	0	0
Counterfeiting Auto Registration (9-18-2-42)	0	0	0	0
Counterfeiting a Driver's License (9-24-18-7)	0	0	0	0
Curfew Violation (31-37-2-5)	0	0	0	0
Deception (35-43-5-3)	0	0	0	0
Deer Outside Hours (14-22-6-1)	0	0	0	0
Deer w/ Illegal Device (14-22-6-1)	0	0	0	0
Disorderly Conduct (35-45-1-3)	0	0	0	4
Dissemination of Material Harmful to Minor (35-49-3-3)	0	0	0	0
Driving While Intoxicated (9-11-2-3)	0	0	0	0
Driving with Suspended License (9-24-19-2)	0	0	0	0
Exploitation of Dependent/Endangered Adult (35-46-1-12)	0	0	0	0
Failure to Appear (35-44-3-6)	0	0	0	0
Failure to Disclose Recruitment (35-46-4-4)	0	0	0	0
Failure to Respond to Summons (35-44-3-6.5)	0	0	0	0
False Auto Registration (9-18-2-44)	0	0	0	0
False Identity Statement (35-44-2-6)	0	0	0	1
False Informing (35-44-2-2)	0	0	1	2
Flag Desecration (35-45-1-4)	0	0	0	0
Glue Sniffing (35-46-6-2)	0	0	0	0
Habitual Disobedience of Parent, Guardian, or Custodian (Incorrigible) (31-37-2-4)	0	0	0	0
Harassment (35-45-2-2)	0	0	0	0
Home Improvement Fraud (35-43-6-12)	0	0	0	0
Illegal Consumption of Alcohol (7.1-5-7-7)	0	0	0	0
Illegal Possession of Alcohol (7.1-5-7-7)	0	0	0	0
Impairment of ID Number (35-43-7-4)	0	0	0	0
Interference with Custody (35-42-3-4)	0	0	0	0
Interfering with Law Enforcement Animal (35-46-3-11)	0	0	0	0
Invasion of Privacy (35-46-1-15.1)	0	0	0	0
Leaving Home w/o Permission of Parent, Guardian or Custodian (Runaway) (31-37-2-2)	0	0	1	5
Leaving Scene of Accident (9-26-1-1.1)	0	0	0	0
Maintaining a Common Nuisance (35-48-4-13)	0	0	0	0
Nitrous Oxide Distribution (35-46-6-3)	0	0	0	0
Obscene Performance (35-49-3-1)	0	0	0	0
Obstructing Medical Emergency (35-44-3-8.5)	0	0	0	0
Obstructing Traffic (35-42-2-4)	0	0	0	0
Official Misconduct (35-44.1-1-1)	0	0	0	0

LEVEL IV (cont'd)	NUMBER OF OFFENSES			
	This Month		This Calendar Year	
	Female	Male	Female	Male
Operating Vehicle While Intoxicated (9-30-5-2)	0	0	0	0
Operating Vehicle While Intoxicated/Cntrl'd Sub (9-30-5-1)	0	0	0	0
Operating Vehicle w/o License (9-24-18-1)	0	0	0	1
Operating Vehicle w/o Proof of Financial (9-25-8-2)	0	0	0	0
Operating Vehicle w/o Registration/Plates (9-18-2-43)	0	0	0	0
Possession of Device/Interfere Test (35-43-5-18)	0	0	0	0
Possession of Marijuana, Hash Oil, or Hashish (35-48-4-11)	0	0	1	4
Possession of Paraphernalia (35-48-4-8.3)	0	0	2	4
Possession of Substance Represented to be a Controlled Substance (35-48-4-4.6)	0	0	0	0
Possession, Purchase, Accepting Tobacco (35-46-1-10.5)	0	0	0	0
Probation Violation	0	0	0	45
Public Intoxication (7.1-5-1-3)	0	0	0	1
Receiving Unidentified Property (35-43-7-5)	0	0	0	0
Reckless Driving (9-21-8-52)	0	0	0	0
Refusal to Aid Officer (35-44-3-7)	0	0	0	0
Refusal to Identify Self (34-28-5-3.5)	0	0	0	0
Selling, Distributing, Exhibiting Obscene Material (35-49-3-1)	0	0	0	0
Synthetic Drug (35-48-4-11.5)	0	0	0	0
Taking Deer/Turkey (14-22-6-1)	0	0	0	0
Tattooing a Minor (35-42-2-7)	0	0	0	0
Torture, Kill, Mutilate an Animal (35-46-3-12)	0	0	0	0
Unauthorized Possession of Prescription (35-48-4-14)	0	0	0	0
Unlawful Entry of Motor Vehicle (35-43-4-2.7)	0	0	0	2
Unlawful Gambling (35-45-5-2)	0	0	0	0
Unlawful Use of Railroad Right of Way (8-3-15-3)	0	0	0	0
Vending Machine Vandalism (35-43-4-7)	0	0	0	0
Violation Home Detention	0	0	0	0
Violation Suspended Commitment to DOC	0	0	1	0
Violation of Compulsory School Attendance Law (Truancy) (31-37-2-3)	0	0	0	1
Voyeurism (35-45-4-5)	0	0	0	0
Welfare Fraud (35-45-5-7)	0	0	0	0
Sub-Total	0	0	6	73
GRAND TOTAL NUMBER OF OFFENSES	0	0	21	201

Source: SAS - mnthadm4_by_offense.pgm

Indiana Department of Correction
Table 17
Number of Juvenile Offenders by Most Serious Offense
Committed to the Indiana Department of Correction

April 2021

MOST SERIOUS OFFENSE (Citation Code)	NUMBER OF JUVENILES			
	This Month		This Calendar Year	
LEVEL I	Female	Male	Female	Male
Aggravated Battery (35-42-2-1.5)	0	0	0	2
Arson (35-43-1-1)	0	0	0	0
Battery (35-42-2-1)	0	2	0	2
Battery by Bodily Waste (35-42-2-6)	0	1	0	1
Burglary (35-43-2-1)	0	2	0	5
Carjacking (35-42-5-2)	0	0	0	0
Carrying Handgun w/o License (35-47-2-1)	0	0	0	7
Changing, Altering, Removing, Obliterating ID of Handgun (35-47-2-18)	0	0	0	0
Child Exploitation (35-42-4-4)	1	0	1	1
Child Molesting (35-42-4-3)	0	1	0	3
Child Seduction (35-42-4-7)	0	0	0	0
Child Selling (35-46-1-4)	0	0	0	0
Child Solicitation (35-42-4-6)	0	0	0	0
Child in Possession of Handgun (35-47-10-5)	0	0	0	0
Consumer Product Tampering (35-45-8-3)	0	0	0	0
Criminal Confinement (35-42-3-3)	0	0	0	1
Criminal Deviate Conduct (35-42-4-2)	0	0	0	0
Criminal Gang Intimidation (35-45-9-4)	0	0	0	0
Criminal Gang Recruitment	0	0	0	0
Criminal Recklessness (35-42-2-2)	0	4	0	5
Dangerous Possession of a Firearm (35-47-10-5)	0	0	0	1
Dealing in a Sawed-Off Shotgun (35-47-5-4.1)	0	0	0	0
Distribution of a Destructive Device (IC 35-47.5-5-5)	0	0	0	0
Domestic Battery (35-42-2-1.3)	0	0	0	1
Driving While Intoxicated Resulting in Death (9-30-5-5)	0	0	0	0
False Application for Handgun (35-47-2-8)	0	0	0	0
False, Altering Handgun License (35-47-2-22)	0	0	0	0
Feticide (35-42-1-6)	0	0	0	0
Handgun, False ID (35-47-2-17)	0	0	0	0
Incest (35-46-1-3)	0	0	0	0
Interference with Custody (35-42-3-4)	0	0	0	0
Intimidation (35-45-2-1)	0	0	0	0
Involuntary Manslaughter (35-42-1-4)	0	0	0	0
Kidnapping (35-42-3-2)	0	0	0	0
Murder (35-42-1-1)	0	0	0	1
Neglect of a Dependent (35-46-1-4)	0	0	0	0
Operation of a Machine Gun/Hurling a Bomb (35-47-5-9)	0	0	0	0
Overpass Mischief (35-42-2-5)	0	0	0	0
Pointing a Firearm (35-47-4-3)	0	0	0	0
Possession of Firearm on School Property (35-47-9-2)	0	0	0	0
Possession of a Machine Gun or Bomb (35-47-5-9)	0	0	0	0
Rape (35-42-4-1)	0	0	0	0
Reckless Homicide (35-42-1-5)	0	0	0	0
Resisting Law Enforcement (35-44-3-3)	0	0	0	0
Robbery (35-42-5-1)	0	0	0	8
Sell, Manufacture, Possess, Purchase Explosive (35-47-5-1)	0	0	0	0
Sell, Transfer, HIV Blood (35-42-1-7)	0	0	0	0
Selling, Transferring, Giving Handgun to Under 18 (35-47-2-7)	0	0	0	0
Sexual Battery (35-42-4-8)	0	0	0	1
Sexual Misconduct (35-44-1-5)	0	0	0	0

LEVEL I (cont'd)	NUMBER OF JUVENILES			
	This Month		This Calendar Year	
	Female	Male	Female	Male
Sexual Misconduct with a Minor (35-42-4-9)	0	0	0	0
Stalking (35-45-10-5)	0	0	0	0
Strangulation (35-42-2-9)	0	0	0	0
Unlawful Delivery of Confiscated Firearm (35-47-3-4)	0	0	0	0
Unlawful Use of Body Armor (35-47-5-13)	0	0	0	0
Unlawful Use of Stun Gun (35-47-8-5)	0	0	0	0
Vicarious Sexual Gratification (35-42-4-5)	0	0	0	0
Voluntary Manslaughter (35-42-1-3)	0	0	0	0
Sub-Total	1	10	1	39

LEVEL II

Assisting a Criminal (35-44-3-2)	0	0	0	0
Chinese Throwing Star (35-47-5-12)	0	0	0	0
Criminal Gang Activity (35-45-9-3)	0	0	0	0
Criminal Recklessness (35-42-2-2)	0	0	0	0
Dealing Anabolic Steroid (16-42-19-27)	0	0	0	0
Dealing Methamphetamine (35-48-4-1.1)	0	0	0	0
Dealing in Cocaine or Narcotic Drug (35-48-4-1)	0	0	0	0
Dealing in Marijuana, Hash Oil, or Hashish (35-48-4-10)	0	0	0	0
Dealing in a Schedule I, II, or III Controlled Substance (35-48-4-2)	0	0	0	0
Dealing in a Schedule IV Controlled Substance (35-48-4-3)	0	0	0	0
Dealing in a Schedule V Controlled Substance (35-48-4-4)	0	0	0	0
Dealing in a Substance Represented to be a Controlled Substance (35-48-4-4.5)	0	0	0	0
Delivery of Weapon to Intoxicated Person (35-47-4-1)	0	0	0	0
Disarming Law Enforcement Officer (35-44.1-3-2)	0	0	0	0
Escape/Failure to Return to Lawful Detention (35-44-3-5)	0	1	0	2
Inmate w/ Deadly Weapon (35-44.1-3-7)	0	0	0	0
Interference with Custody (35-42-3-4)	0	0	0	0
Intimidation (35-45-2-1)	0	0	0	4
Knife with Automatic Blade (35-47-5-2)	0	0	0	0
Loan Sharking (35-45-7-2)	0	0	0	0
Maintaining a Common Nuisance (35-48-4-13)	0	0	0	0
Making loan secured by mortgage, deposit or pledge of handgun (35-47-4-2)	0	0	0	0
Manufacture, Distribution, Possession of a Substance Represented to be a Controlled Substance (35-48-4-4.5)	0	0	0	0
Neglect of a Dependent (35-46-1-4)	0	0	0	0
Poss precursors w/intent to manufacture etc. (35-48-4-14.5)	0	0	0	0
Possession of a Controlled Substance (35-48-4-7)	0	0	0	0
Possession of a Knife on School Property (35-47-5-2.5)	0	0	0	1
Promoting Prostitution (35-45-4-4)	0	0	0	0
Purchase, Possession or Sale of Stun Gun (35-47-8-5)	0	0	0	0
Resisting Law Enforcement (35-44-3-3)	0	1	0	2
Rioting with a Deadly Weapon (35-45-1-2)	0	0	0	0
Sale, Possession, Use of Legend Drug (16-42-19-27)	0	0	0	0
Sexual Misconduct with a Minor (35-42-4-9)	0	0	0	0
Stalking (35-45-10-5)	0	0	0	0
Trafficking with an Inmate (35-44-3-9)	0	0	0	0
Use of Stun Gun in Commission of a Crime (35-47-8-5)	0	0	0	0
Sub-Total	0	2	0	9

LEVEL III

Accident /Failure to Stop (9-26-1-8)	0	0	0	0
Accident, Property Damage with Injury (9-26-1-8)	0	0	0	0
Altering or Damaging Computer (35-43-1-4)	0	0	0	0
Auto Theft, Receiving Stolen Parts (35-43-4-2.5)	0	1	0	2
Battery (35-42-2-1)	0	2	1	2
Bestiality	0	0	0	0
Bribery (35-44-1-1)	0	0	0	0
Burglary (35-43-2-1)	0	0	0	0
Check Deception (35-43-5-5)	0	0	0	0

NUMBER OF JUVENILES

LEVEL III (cont'd)	This Month		This Calendar Year	
	Female	Male	Female	Male
Check Fraud (35-43-5-12)	0	0	0	0
Child Exploitation (35-42-4-4)	0	0	0	0
Controlled Substance Registration (35-48-4-14)	0	0	0	0
Conversion (35-43-4-3)	0	0	0	2
Criminal Mischief (35-43-1-2)	0	0	0	1
Criminal Recklessness (35-42-2-2)	0	1	0	1
Criminal Trespass (35-43-2-2)	0	0	1	1
Dealing in Altered Property (35-43-4-2.3)	0	0	0	0
Dealing in Marijuana, Hash Oil, or Hashish (35-48-4-10)	0	0	0	0
Dealing in Paraphernalia (35-48-4-8.5)	0	0	0	0
Distribution of Material Harmful to Minor (35-49-3-3)	0	0	0	0
Escape/Failure to Return to Lawful Detention (35-44-3-5)	0	1	1	2
Failure to Appear (35-44-3-6)	0	0	0	0
False Reporting (35-44-2-2)	0	0	0	0
Forgery (35-43-5-2)	0	0	0	0
Fraud (35-43-5-4)	0	0	0	1
Fraud on Financial Institution (35-45-5-8)	0	0	0	0
Home Improvement Fraud (35-43-6-13)	0	0	0	0
Identity Deception (35-43-5-3.5)	0	0	0	0
Interference with Custody (35-42-3-4)	0	0	0	0
Interference with Reporting Crime (35-42-2-5)	0	0	0	0
Invasion of Privacy (35-46-1-15.1)	0	0	0	0
Kill Domestic Animal	0	0	0	0
Manufacture of Paraphernalia (35-48-4-8.1)	0	0	0	0
Nonsupport of Child (35-46-1-5)	0	0	0	0
Nonsupport of Spouse (35-46-1-6)	0	0	0	0
Obscene Performance (35-49-3-1)	0	0	0	0
Obstructing Fireman (35-44-3-8)	0	0	0	0
Obstructing Traffic (35-42-2-4)	0	0	0	0
Obstruction of Justice (35-44-3-4)	0	0	0	0
Operating Vehicle After Lifetime Forfeiture (9-30-10-17)	0	0	0	0
Operating Vehicle While Intoxicated (9-30-5-4)	0	0	0	0
Operating Vehicle While Intoxicated with Prior (9-30-5-3)	0	0	0	0
Patronizing a Prostitute (35-45-4-3)	0	0	0	0
Perjury (35-44-2-1)	0	0	0	0
Possession of Cocaine or Narcotic Drug (35-48-4-6)	0	0	0	0
Possession of Marijuana, Hash Oil, or Hashish (35-48-4-11)	0	0	0	0
Possession of Methamphetamines (35-48-4-6.1)	0	0	1	0
Possession of Paraphernalia (35-48-4-8.3)	0	0	0	0
Possession of a Controlled Substance (35-48-4-7)	0	0	0	0
Possession of a Syringe (16-42-19-18)	0	0	0	0
Possession/Use of Legend Drug (16-42-19-13)	0	0	0	0
Professional Gambling (35-45-5-3)	0	0	0	0
Profiting from Adoption (35-46-1-9)	0	0	0	0
Promoting Professional Gambling (35-45-5-4)	0	0	0	0
Promoting Prostitution (35-45-4-4)	0	0	0	0
Prostitution (35-45-4-2)	0	0	0	0
Public Indecency (35-45-4-1)	0	0	0	1
Public Nudity (35-45-4-1.5)	0	0	0	0
Railroad Mischief (35-42-2-5.5)	0	0	0	0
Receiving Stolen Property (35-43-4-2)	0	0	0	0
Residential Entry (35-43-2-1.5)	0	0	0	0
Resisting Law Enforcement (35-44-3-3)	0	0	0	2
Rioting (35-45-1-2)	0	0	0	0
Sale, Possession, Use of Legend Drug (16-42-19-27)	0	0	0	0
Selling, Distributing, Exhibiting Obscene Material (35-49-3-1)	0	0	0	0
Stalking (35-45-10-5)	0	0	0	0

NUMBER OF JUVENILES

LEVEL III (Cont.)	This Month		This Calendar Year	
	Female	Male	Female	Male
Synthetic Drug (35-48-4-11.5)	0	0	0	0
Theft (35-43-4-2)	0	1	1	3
Torture or Mutilation of Animal (35-46-3-12)	0	0	0	0
Trafficking with an Inmate (35-44-3-9)	0	0	0	0
Unauthorized Possession of Prescription Form (35-48-4-14)	0	0	0	0
Unlawful Entry of Motor Vehicle (35-43-4-2.7)	0	0	0	0
Voyeurism (35-45-4-5)	0	0	0	0
Welfare Fraud (35-43-5-7)	0	0	0	0
Sub-Total	0	6	5	18

LEVEL IV

Absence From Home Detention (35-38-2.5-10)	0	0	0	0
Accident/Failure to Stop (9-26-1-8)	0	0	0	0
Assisting a Criminal (35-44-3-2)	0	0	0	0
Beats Vertebrate Animal (35-46-3-12)	0	0	0	0
Check Deception (35-43-5-5)	0	0	0	0
Common Nuisance (35-48-4-13)	0	0	0	0
Computer Trespassing (35-43-2-3)	0	0	0	0
Counterfeiting Auto Registration (9-18-2-42)	0	0	0	0
Counterfeiting a Driver's License (9-24-18-7)	0	0	0	0
Curfew Violation (31-37-2-5)	0	0	0	0
Deception (35-43-5-3)	0	0	0	0
Disorderly Conduct (35-45-1-3)	0	0	0	0
Dissemination of Material Harmful to Minor (35-49-3-3)	0	0	0	0
Driving with Suspended License (9-24-19-2)	0	0	0	0
Exploitation of Dependent/Endangered Adult (35-46-1-12)	0	0	0	0
Failure to Appear (35-44-3-6)	0	0	0	0
Failure to Disclose Recruitment (35-46-4-4)	0	0	0	0
Failure to Respond to Summons (35-44-3-6.5)	0	0	0	0
False Auto Registration (9-18-2-44)	0	0	0	0
False Identity Statement (35-44-2-6)	0	0	0	0
False Informing (35-44-2-2)	0	0	0	1
Flag Desecration (35-45-1-4)	0	0	0	0
Glue Sniffing (35-46-6-2)	0	0	0	0
Habitual Disobedience of Parent, Guardian, or Custodian (Incorrigible) (31-37-2-4)	0	0	0	0
Harassment (35-45-2-2)	0	0	0	0
Home Improvement Fraud (35-43-6-12)	0	0	0	0
Illegal Consumption of Alcohol (7.1-5-7-7)	0	0	0	0
Illegal Possession of Alcohol (7.1-5-7-7)	0	0	0	0
Impairment of ID Number (35-43-7-4)	0	0	0	0
Interference with Custody (35-42-3-4)	0	0	0	0
Interfering with Law Enforcement Animal (35-46-3-11)	0	0	0	0
Invasion of Privacy (35-46-1-15.1)	0	0	0	0
Leaving Home w/o Permission of Parent, Guardian or Custodian (Runaway) (31-37-2-2)	0	0	0	0
Nitrous Oxide Distribution (35-46-6-3)	0	0	0	0
Obscene Performance (35-49-3-1)	0	0	0	0
Obstructing Medical Emergency (35-44-3-8.5)	0	0	0	0
Obstructing Traffic (35-42-2-4)	0	0	0	0
Operating Vehicle While Intoxicated (9-30-5-2)	0	0	0	0
Operating Vehicle While Intoxicated/Cntrld Sub (9-30-5-1)	0	0	0	0
Operating Vehicle w/o License (9-24-18-1)	0	0	0	0
Operating Vehicle w/o Proof of Financial (9-25-8-2)	0	0	0	0
Operating Vehicle w/o Registration/Plates (9-18-2-43)	0	0	0	0
Possession of Marijuana, Hash Oil, or Hashish (35-48-4-11)	0	0	0	1
Possession of Paraphernalia (35-48-4-8.3)	0	0	0	0
Possession of Substance Represented to be a Controlled Substance (35-48-4-4.6)	0	0	0	0
Possession, Purchase, Accepting Tobacco (35-46-1-10.5)	0	0	0	0
Probation Violation	0	0	0	0
Public Intoxication (7.1-5-1-3)	0	0	0	0
Receiving Unidentified Property (35-43-7-5)	0	0	0	0
Reckless Driving (9-21-8-52)	0	0	0	0
Refusal to Aid Officer (35-44-3-7)	0	0	0	0

LEVEL IV (cont'd)	NUMBER OF JUVENILES			
	This Month		This Calendar Year	
	Female	Male	Female	Male
Refusal to Identify Self (34-28-5-3.5)	0	0	0	0
Selling, Distributing, Exhibiting Obscene Material (35-49-3-1)	0	0	0	0
Synthetic Drug	0	0	0	0
Torture, Kill, Mutilate an Animal (35-46-3-12)	0	0	0	0
Unauthorized Possession of Prescription (35-48-4-14)	0	0	0	0
Unlawful Entry of Motor Vehicle (35-43-4-2.7)	0	0	0	0
Unlawful Gambling (35-45-5-2)	0	0	0	0
Unlawful Use of Railroad Right of Way (8-3-15-3)	0	0	0	0
Vending Machine Vandalism (35-43-4-7)	0	0	0	0
Violation Home Detention	0	0	0	0
Violation Suspended Commitment to DOC	0	0	0	0
Violation of Compulsory School Attendance Law (Truancy) (31-37-2-3)	0	0	0	0
Voyeurism (35-45-4-5)	0	0	0	0
Welfare Fraud (35-45-5-7)	0	0	0	0
Sub-Total	0	0	0	2
GRAND TOTAL NUMBER OF JUVENILES	1	18	6	68

Indiana Department of Correction
Table 18
Juvenile Female New Commitments

<u>Month</u>	<u>2016</u>	<u>2017</u>	<u>2018</u>	<u>2019</u>	<u>2020</u>	<u>2021</u>
January	6	2	3	10	3	4
February	10	5	8	4	5	0
March	11	6	4	7	3	1
April	9	2	7	3	5	3
May	4	6	8	8	5	
June	11	7	2	3	4	
July	4	8	12	9	3	
August	4	5	4	2	1	
September	7	8	8	4	4	
October	5	6	5	6	2	
November	6	7	8	2	5	
December	<u>5</u>	<u>12</u>	<u>8</u>	<u>5</u>		3
TOTALS	82	74	77	63	43	

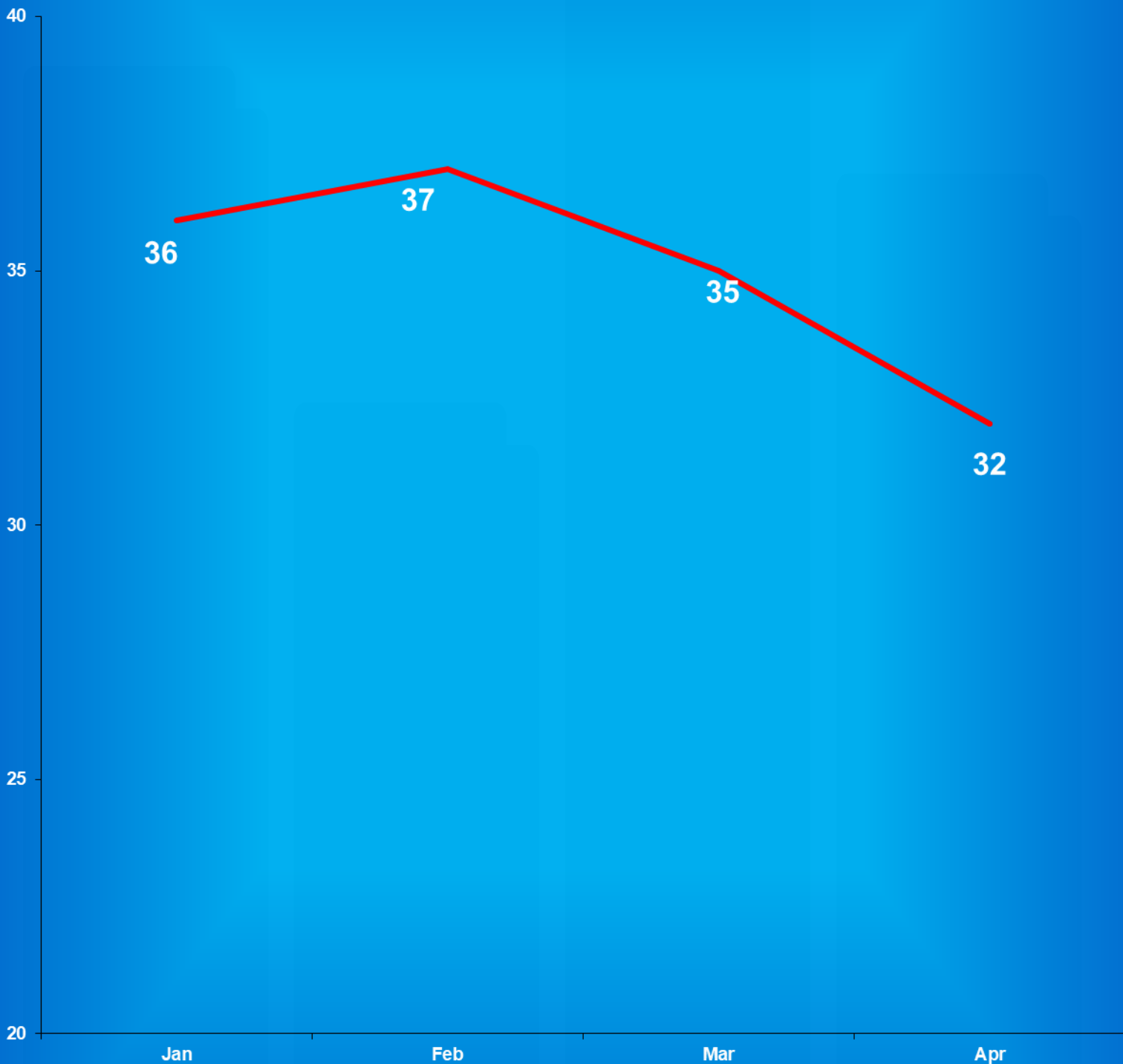
Source: SAS - mnthadm4.pgm

Indiana Department of Correction

Graph G

Average Daily Juvenile Female Offender Populations

Calendar Year 2021



Indiana Department of Correction
Table 19
Juvenile Male New Commitments

<u>Month</u>	<u>2016</u>	<u>2017</u>	<u>2018</u>	<u>2019</u>	<u>2020</u>	<u>2021</u>
January	39	26	46	36	28	6
February	40	26	38	36	21	16
March	69	36	33	17	32	28
April	33	45	27	24	17	22
May	44	35	42	30	11	
June	40	48	29	27	14	
July	29	40	29	47	17	
August	38	48	28	37	15	
September	36	43	41	23	20	
October	24	39	24	34	17	
November	28	48	34	26	19	
December	<u>30</u>	<u>34</u>	<u>52</u>	<u>23</u>	20	
TOTALS	463	450	468	360	231	

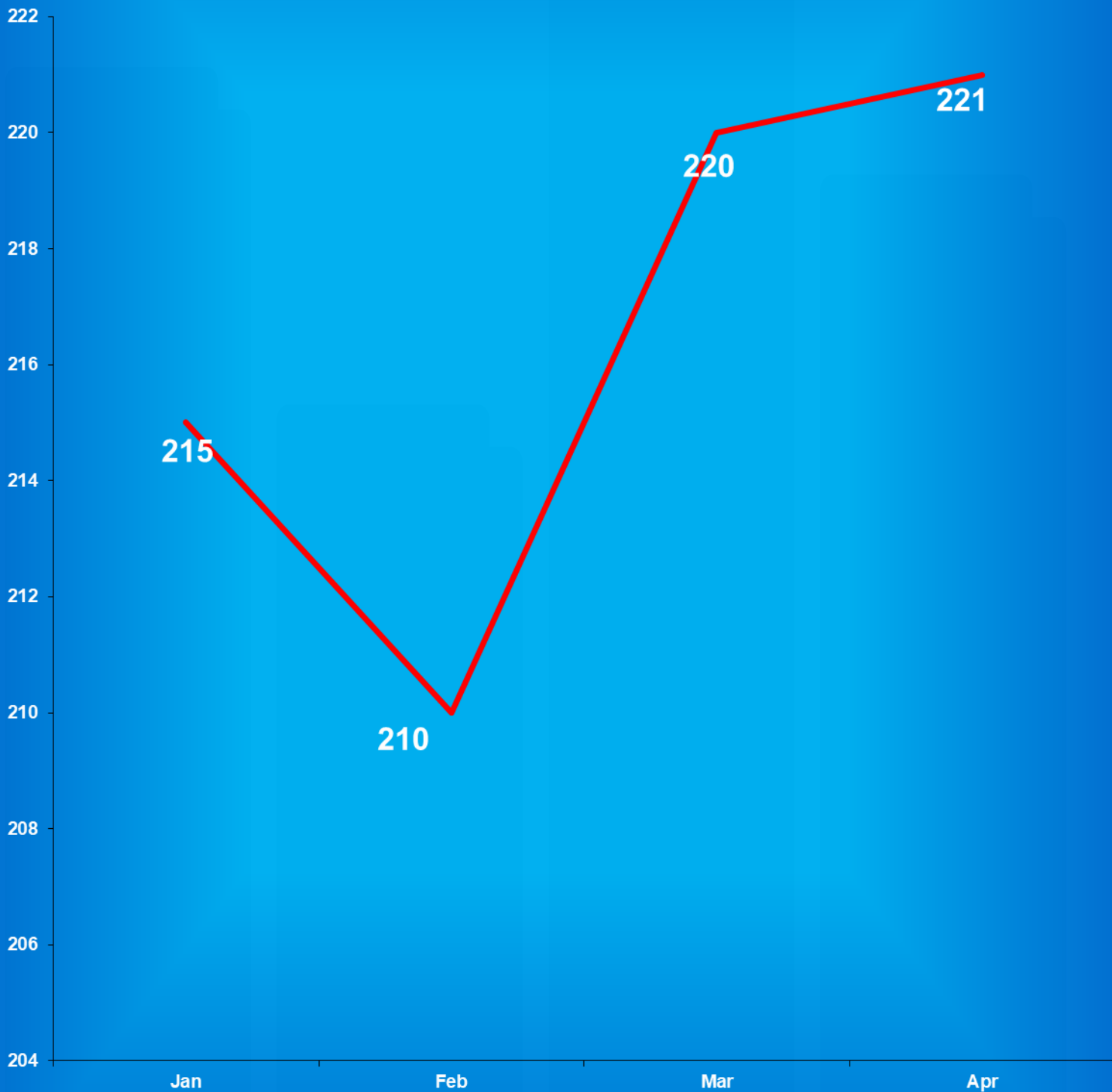
Source: SAS - mnthadm4.pgm

Indiana Department of Correction

Graph H

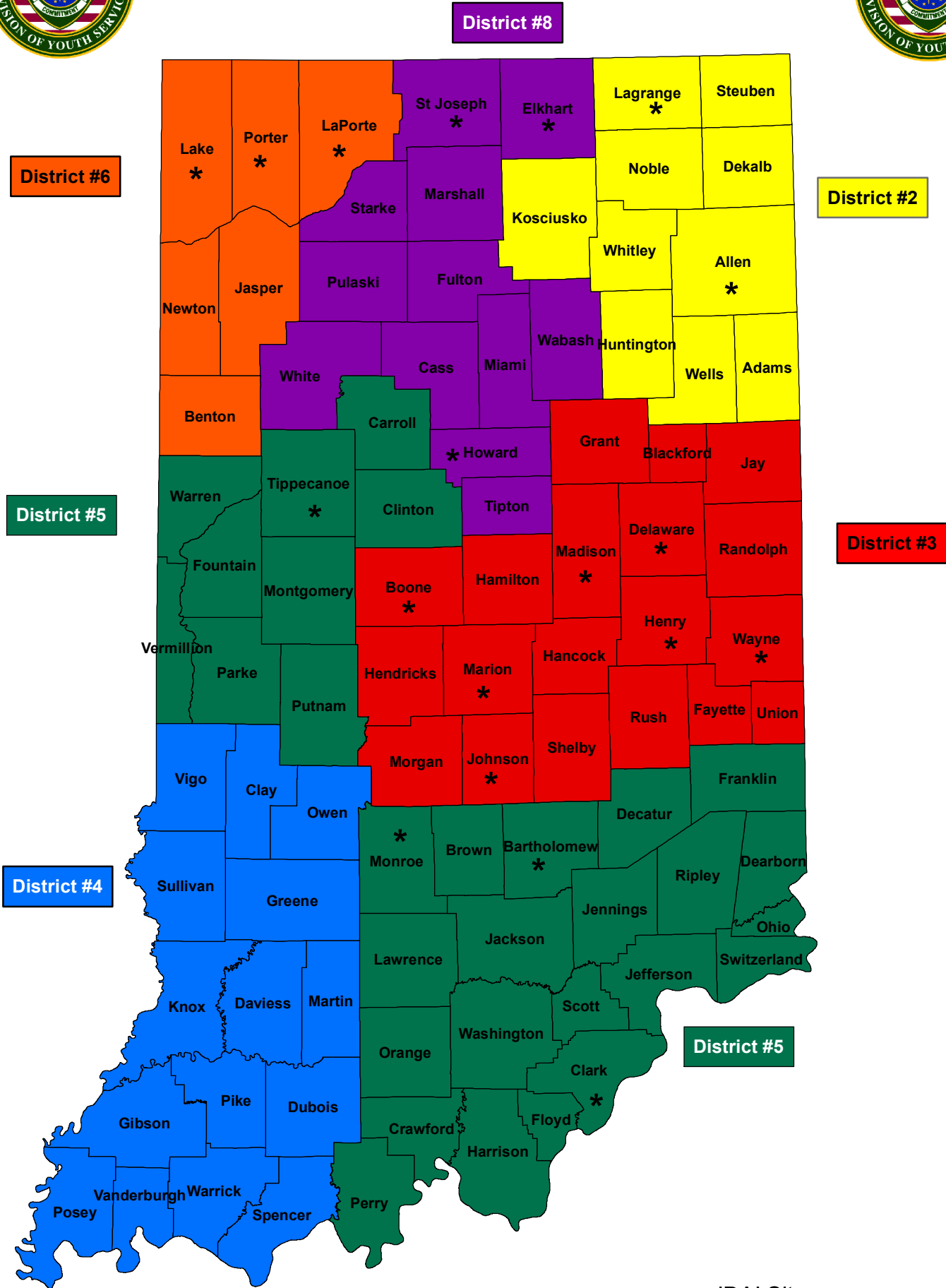
Average Daily Juvenile Male Offender Populations

Calendar Year 2021





Juvenile Reintegration Districts



*JDAI Site

Indiana Department of Correction
Table 20
Juvenile Parole Caseload on May 01, 2021

<u>Juvenile Reintegration Districts</u>	Indiana Parolees		Other Jurisdiction		<u>Total</u>
	<u>Juvenile Male</u>	<u>Juvenile Female</u>	<u>Juvenile Male</u>	<u>Juvenile Female</u>	
<i>Interstate Compact (RD0)*</i>	3	0	0	0	3
	<u>District Supervision Breakdown as follows:</u>				
Juv Reintegration District 2	12	0	0	0	<i>12</i>
Juv Reintegration District 3	2	0	6	0	<i>8</i>
Juv Reintegration District 4	2	0	1	0	<i>3</i>
Juv Reintegration District 5	0	0	0	0	<i>0</i>
Juv Reintegration District 6	2	0	0	0	<i>2</i>
Juv Reintegration District 8	8	1	1	0	<i>10</i>
Total	29	1	8	0	38

Total Juvenile Parole Population on the First Day of Each Month

<u>Calendar Year 2021</u>	Indiana Parolees		Other Jurisdiction		<u>Total</u>
	<u>Juvenile Male</u>	<u>Juvenile Female</u>	<u>Juvenile Male</u>	<u>Juvenile Female</u>	
January	24	0	11	0	35
February	21	2	9	0	32
March	24	2	7	0	33
April	30	3	9	0	42
May	29	1	8	0	38

** Includes Indiana parolees who are serving their parole in another state, as well as offenders from other States being supervised in Indiana (Interstate Compact)*

Sources:
Parole Division
SAS - juvparl2.pgm

**Indiana Department of Correction
Indiana Government Center South, Room E334
302 W. Washington Street
Indianapolis, IN 46204**

**Prepared by:
Grant Beanblossom, Data Analyst
(317) 233-4765
gbeanblossom@idoc.IN.gov**

This report and previous reports may be found at:

<http://www.in.gov/idoc/2376.htm>



CHANGING LIVES

The graphic features the words "CHANGING" and "LIVES" in a large, bold, blue sans-serif font. The word "LIVES" is positioned below "CHANGING". A blue silhouette of the state of Indiana is placed behind the letter "I" in "CHANGING" and above the word "LIVES". To the left of the word "LIVES" is the official seal of the Indiana Department of Correction. The seal is circular with a gold border. The outer ring contains the text "INDIANA" at the top and "DEPARTMENT OF CORRECTION" at the bottom, separated by stars. The inner ring contains the words "EMPLOYEES", "EFFICIENCY", and "EFFECTIVENESS" around a central emblem featuring a torch and a scale.

The Indiana Department of Correction advances public safety and successful re-entry through dynamic supervision, programming, and partnerships.