


Indiana Department of Correction

Division of Research & Technology



Offender Population Statistical Report
- October 2017 -
Rob Carter, Commissioner

**Indiana Department of Correction
Indiana Government Center South, Room E334
302 W. Washington Street
Indianapolis, IN 46204**

**Prepared by:
Joshua Ross, Research Analyst
(317) 233-3432
josross@idoc.in.gov**

This report and previous reports may be found at:

<http://www.in.gov/idoc/2376.htm>



Definitions

For the purpose of this report, the following definitions apply:

Admission – The means by which an offender enters the custody or jurisdiction of the Indiana Department of Correction. For this report, with the exception of the return of an escapee, this does not include a return from a temporary absence.

Average Daily Population – The sum of the daily beginning counts for a month, divided by that month's number of daily beginning counts.

Beginning Count – The number of offenders physically present at the beginning of the day (ie, 0000:01 hours).

Class A Felony – An offense whereby a person convicted of this felony shall be imprisoned for a fixed term of thirty years, with not more than twenty years added for aggravating circumstances, or not more than ten years subtracted for mitigating circumstances.

Class B Felony – An offense whereby a person convicted of this felony shall be imprisoned for a fixed term of ten years, with not more than ten years added for aggravating circumstances, or not more than four years subtracted for mitigating circumstances.

Class C Felony – An offense whereby a person convicted of this felony shall be imprisoned for a fixed term of four years, with not more than four years added for aggravating circumstances, or not more than two years subtracted for mitigating circumstances.

Class D Felony – An offense whereby a person convicted of this felony shall be imprisoned for a fixed term of one and one-half years, with not more than one and one-half years added for aggravating circumstances, or not more than one year subtracted for mitigating circumstances.

Class 1 Felony – An offense whereby a person convicted of this felony shall be imprisoned with a sentence range of 20-40 years, with not more than twenty years added as a habitual offender enhancement.

Class 2 Felony – An offense whereby a person convicted of this felony shall be imprisoned with a sentence range of 10-30 years, with not more than twenty years added as a habitual offender enhancement.

Class 3 Felony – An offense whereby a person convicted of this felony shall be imprisoned with a sentence range of 3-16 years, with not more than twenty years added as a habitual offender enhancement.

Class 4 Felony – An offense whereby a person convicted of this felony shall be imprisoned with a sentence range of 2-12 years, with not more than twenty years added as a habitual offender enhancement.

Class 5 Felony – An offense whereby a person convicted of this felony shall be imprisoned with a sentence range of 1-6 years, with not more than six years added as a habitual offender enhancement.

Class 6 Felony – An offense whereby a person convicted of this felony shall be imprisoned with a sentence range of 0.5-2.5 years, with not more than six years added as a habitual offender enhancement.

Contracted Beds - Those offenders who have been committed to the Indiana Department of Correction, but are housed in a local work release facility under contract of a 3rd party provider.

County Jail "Back-ups" (Jail Bed Count) – Those offenders who have been committed to the Indiana Department of Correction, but are housed in a county jail until they can be transferred to a Department of Correction intake facility. The county receives \$35.00 per day, per offender, to house these offenders.

Ending Count – The number of offenders physically present at the end of the day (ie, 2400:00 hours).

Felon – A person convicted in any jurisdiction who might have been imprisoned for more than one year.

Murder - An offense whereby a person convicted of this felony shall be imprisoned for a fixed term of fifty-five years, with not more than ten years added for aggravating circumstances, or not more than ten years subtracted for mitigating circumstances.

Definitions Continued

Operational Capacity – The total bed capacity of the facility. The capacity of a facility is the number of beds authorized for safe and efficient operation of the facility.

Pre-Dispositional – An individual ordered by the Court to the Indiana Department of Correction for evaluation prior to sentencing.

Release – The means by which an offender leaves the custody or jurisdiction of the Indiana Department of Correction. For this report, with the exception of an escape, this does not include a temporary absence.

Safekeeper – An individual whom the Court has determined to be in imminent danger of serious bodily injury or death, or who represents a substantial threat to the safety of others, and whom the Court has ordered to the Indiana Department of Correction for custody and security control.

Maximum Level Facilities – Maximum security facilities have very restrictive security measures and housing is celled space.

Medium Level Facilities – Medium security facilities have moderate degree of security measures and housing consists of dormitories and celled space.

Minimum Level Facilities – Minimum Security Facilities have the least restrictive security measures and housing is dormitory style. Also included as minimum security are work release program offenders who leave the facility for outside employment but return nightly.

Intake Facilities – Intake facilities are designated to receive newly committed adult offenders. During the intake process each offender is evaluated through interviews, reports and diagnostic tests. This evaluation forms the basis of the offenders' facility and program assignment.

Secure Housing Units – Denotes maximum control with the most restrictive security measures in place.

Vacancy – The number of beds available for assignment.

Juvenile Diagnostic/Walkthrough – A Juvenile court can order a youth to the Department of Correction to be temporarily committed for not more than 14 days (excluding Saturdays, Sundays and Legal holidays) for the purpose of an evaluation. The youth must be adjudicated delinquent and the order has to be prior to disposition. The department will send a report to the court of the written findings.

Indiana Department of Correction Population Summary

- There were 23,668 adult male offenders (including 298 county jail “back-ups” and 80 in contracted beds) on November 01, 2017. This population is 4% below operational bed capacity for general population.
- There were 2,417 adult female offenders (including 52 county jail “back-ups” and 34 in contracted beds) on November 01, 2017. This population is 8% below the operational bed capacity.
- There were 357 juvenile male offenders in the Department’s facilities on November 01, 2017. This population is 50% below the operational bed capacity.
- There were 33 juvenile female offenders in the Department’s facilities on November 01, 2017. This population is 80% below the operational bed capacity.
- There were 6,454 adult males on parole in Indiana (5,998 Indiana parolees and 456 other jurisdiction parolees) on November 01, 2017.
- There were 680 adult females on parole in Indiana (619 Indiana parolees and 61 other jurisdiction parolees) on November 01, 2017.
- There were 1,045 adults admitted to IDOC (889 male and 156 female) and 1,028 adults released from IDOC (8888 male and 140 female) in October 2017.
- There were 56 juveniles admitted to IDOC (49 male and 8 female) and 85 juveniles released from IDOC (74 male and 11 female) in October 2017.

**Indiana Department of Correction
Human Resource Report**

October 31, 2017

ADULT FACILITIES

Facility	Total Staff*	Custody Staff	Non-Custody	Vacancies	Hires - Rehires	Retired - Terminated	Inter-Agency		Contract/Vendor		
							In	Out	Aramark	Health	Education
Branchville Correctional Facility	257	183	74	16	16	7	0	0	10	29	4.0
Chain O'Lakes Correctional Facility	28	22	6	3	1	0	0	0	5	2	0.0
Correctional Industrial Facility	305	237	68	64	19	8	0	0	13	28	6.5
Edinburgh Correctional Facility	68	53	15	2	3	2	0	0	7	5	0.0
Indiana State Prison/Lakeside	513	414	99	53	25	12	1	0	25	48	0.0
Indiana Women's Prison	179	123	56	18	7	6	1	0	6	24	5.5
Indianapolis Re-Entry Educational Fac	0	0	0	0	0	0	0	0	0	0	4.0
Madison Correctional Facility	141	97	44	28	0	4	1	0	7	27	5.5
Miami Correctional Facility	479	374	105	77	57	18	2	1	23	63	10.5
New Castle Correctional Facility**	501	303	198	107	0	0	0	0	30	92	18.0
Pendleton Correctional Facility	465	349	116	56	26	5	0	0	18	45	2.5
Plainfield Correctional Facility	347	257	90	48	10	9	0	0	30	45	5.5
Putnamville Correctional Facility	459	347	112	65	22	18	4	2	19	39	9.0
Reception-Diagnostic Center	215	166	49	34	4	3	0	0	0	29	0.0
Rockville Correctional Facility	233	162	71	32	7	3	0	0	13	36	9.0
South Bend Comm. Re-Entry Center	34	25	9	8	4	7	1	1	4	2	0.0
Heritage Trail DOC Staff	23	0	23	0	0	0	0	0	0	9	2.5
Heirtage Trail GEO Staff**	138	96	42	14	0	0	0	0	2	11	0.0
Wabash Valley Correctional Facility	597	471	126	50	19	6	1	0	30	54	8.0
Westville Correctional Facility	687	525	162	82	41	16	1	1	36	72	11.5
Total	5,669	4,204	1,465	757	261	124	12	5	278	660	102

JUVENILE FACILITIES

Facility	Total Staff*	Custody Staff	Non-Custody	Vacancies	Hires - Rehires	Retired - Terminated	Inter-Agency		Contract/Vendor		
							In	Out	Aramark	Health	Education
Camp Summit	56	39	17	8	5	0	0	0	4	3	3
Logansport Intake/North Central	166	117	49	21	6	2	1	1	8	13	3
Madison Juvenile Correctional	73	59	14	17	0	2	0	0	0	0	0
Pendleton Juvenile Correctional	261	186	75	31	15	10	1	1	8	16	4
Total	556	401	155	77	26	14	2	2	20	32	10
Central Office***	Total	519	185	334	40	0	0	0	0	0	1.5
STATE EMPLOYEE TOTAL	6,105	4,391	1,714	753	287	138	14	7	0	0	0
CONTRACT EMPLOYEE TOTAL	1,743	399	1,344	121	0	0	0	0	298	692	114
GRAND TOTAL	7,848	4,790	3,058	874	287	138	14	7	298	692	114

* Total Active Staff does not include those on disability, suspension, or leave with pay.

** New Castle Correctional Facility and Heritage Trail are privately contracted institutions. Their hire/rehire and termination/reitre data is not provided to DOC.

*** Includes Technology Services Division, PEN Products, Staff Development and Training, and the Parole Division (counted as Custody Staff)

Note: Total staff, custody staff, non-custody staff, and vacancy data are as of the end of the month.

Hires and re-hires, retirements and terminations, intra-agency transfer in and transfer out are the total number of actions for the month.

Source: DOC Human Resource

(d)



Offender Statistics



Indiana Department of Correction
Table 1
Offender Population & Vacancy Numbers, by Facility Security Level
November 1, 2017

Minimum Security - Adult MALE						
	October Ending Count	General Population Vacancies	Programs & Treatment Vacancies	Segregation & Infirmery Vacancies	Down Beds	Held Beds
Chain O'Lakes	119	10	0	0	0	0
Edinburgh	327	16	0	0	0	1
Miami - MCA	194	10	0	0	0	0
New Castle - NCA	177	24	0	0	0	3
Pendleton - IRO	203	15	0	0	1	1
Westville - WCA	333	30	3	0	8	5
Wabash Valley - WVA	158	40	0	0	0	0
Total	1,511	145	3	0	9	10

Re-Entry & Work Release - Adult MALE						
Bartholomew Co. Re-Entry	8	2	0	0	0	0
Chain O'Lakes Re-Entry	4	3	0	0	0	0
Duval Center Re-Entry	26	14	0	0	0	0
Lake Co. Re-Entry	5	5	0	0	0	0
South Bend Re-Entry	132	38	0	0	0	2
VOA/Hope Hall Re-Entry	10	10	0	0	0	0
Starke Co. PI - TC	31	0	17	0	0	0
Total	216	72	17	0	0	2

Table 1 (Cont.)

Medium Security - Adult MALE						
	October Ending Count	General Population Vacancies	Programs & Treatment Vacancies	Segregation & Infirmary Vacancies	Down Beds	Held Beds
Branchville	1,306	102	72	5	0	0
Correctional Industrial	1,419	15	0	6	0	9
Indiana State Prison ISO	249	134	0	0	2	0
Plainfield	1,521	14	0	9	151	1
Putnamville	1,988	70	0	2	449	1
Heritage Trail	853	10	0	0	0	5
Westville	2,493	13	52	45	311	27
New Castle	2,382	10	6	19	1	13
Total	12,211	368	130	86	914	56

Maximum Security - Adult MALE						
	October Ending Count	General Population Vacancies	Programs & Treatment Vacancies	Segregation & Infirmary Vacancies	Down Beds	Held Beds
Miami	2,931	30	3	4	5	11
Indiana State Prison	1,908	47	66	12	7	18
Pendleton	1,327	4	0	8	7	7
Pendleton Treatment Unit	181	0	82	0	34	1
ISR Secure Housing Unit	62	0	0	5	2	0
Reception Diag. Center	476	193	0	0	26	0
New Castle Annex	444	22	0	12	8	0
New Castle Mental Health	117	0	11	0	0	0
WCU Secure Housing Unit	106	0	0	2	1	1
Wabash Valley	1,709	12	34	9	3	18
WVS Secure Housing Unit	171	0	0	42	3	0
Total	9,432	308	196	94	96	56

Minimum Security & Re-Entry - Adult FEMALE						
	October Ending Count	General Population Vacancies	Programs & Treatment Vacancies	Segregation & Infirmary Vacancies	Down Beds	Held Beds
Madison	554	108	0	0	0	0
Crane House	32	0	0	0	0	0
Jefferson Co. Re-Entry	34	0	0	0	0	4
Bartholomew Co. Re-Entry	0	10	0	0	0	0
Lake Co. Re-Entry	0	10	0	0	0	0
VOA/Evansville/Female	2	3	0	0	0	0
Total	622	131	0	0	0	4

Medium Security - Adult FEMALE						
Rockville	1,004	79	24	10	0	0
Total	1,004	79	24	10	0	0

Maximum Security - Adult FEMALE						
Women's Prison	605	10	10	3	0	3
Rockville Intake	134	2	0	0	0	0
Total	739	12	10	3	0	3

JAIL BED COUNT						
Adult Male	298	N/A	N/A	N/A	N/A	N/A
Adult Female	52	N/A	N/A	N/A	N/A	N/A
Total	350					

Table 1 (Cont.)

JUVENILE OFFENDERS

Juvenile Male

	October Ending Count	General Population Vacancies	Programs & Treatment Vacancies	Segregation & Infirmery Vacancies	Down Beds	Held Beds
Logansport Juvenile Intake/Diagnostic Facility	32	53	0	7	0	0
North Central Juvenile Correctional Facility	129	45	0	0	0	0
Pendleton Juvenile Correctional Facility	196	182	0	10	0	3
Total	357	280	0	17	0	3

Juvenile Female

Madison Juvenile Correctional Facility	33	133	0	8	0	0
--	----	-----	---	---	---	---

TOTALS

	October Ending Count	General Population Vacancies	Programs & Treatment Vacancies	Segregation & Infirmery Vacancies	Down Beds	Held Beds
GRAND TOTAL FOR ALL ADULT MALES (Includes Jail Bed Count and Contracted Beds)	23,668	893	346	180	1,019	124
TOTAL FOR ADULT MALES IDOC FACILITIES ONLY	23,290	862	329	180	1,019	124
GRAND TOTAL FOR ALL ADULT FEMALES (Includes Jail Bed Count and Contracted Beds)	2,417	222	34	13	0	7
TOTAL FOR ADULT FEMALES IDOC FACILITIES ONLY	2,331	199	34	13	0	3
TOTAL FOR JUVENILE MALES	357	280	0	17	0	3
TOTAL FOR JUVENILE FEMALES	33	133	0	8	0	0
GRAND TOTAL FOR THE DEPARTMENT (Includes Jail Bed Count and Contracted Beds)	26,475	1,528	380	218	1,019	134
GRAND TOTAL FOR THE DEPARTMENT (Excludes Jail Bed Count and Contracted Beds)	26,011	1,474	363	218	1,019	130

Sources: Planning Division Facility Body Count Report
 Planning Division Juvenile Daily Count Report
 OIS - Jail Bed Count
 Operational Support Services - Vacancy Report

Indiana Department of Correction
Table 2
Operational Capacity Compared to Population, by Facility
November 1, 2017

Minimum Security - Adult MALE					
	September	October	October	October	Percent +/-
	Operational	Operational	Adjusted	Ending	Capacity
	Capacity	Capacity	Operational	Count	
			Capacity*		
Chain O'Lakes	129	129	129	119	-8%
Edinburgh	344	344	343	327	-5%
Miami - MCA	204	204	204	194	-5%
New Castle - NCA	204	204	201	177	-12%
Pendleton - IRO	220	220	218	203	-7%
Westville - WCA	379	379	363	333	-8%
Wabash Valley - WVA	198	198	198	158	-20%
Total	1,678	1,678	1,656	1,511	-9%

Re-Entry & Work Release - Adult MALE					
Bartholomew Co. Re-Entry	10	10	10	8	-20%
Chain O'Lakes Re-Entry	7	7	7	4	-43%
Duvall Center Re-Entry	40	40	40	26	-35%
Lake Co. Re-Entry	10	10	10	5	-50%
South Bend Re-Entry	172	172	170	132	-22%
VOA/Hope Hall Re-Entry	20	20	20	10	-50%
Starke Co. PI - TC	<u>48</u>	<u>48</u>	31	31	<u>0%</u>
Total	307	307	288	216	-25%

Table 2 (Cont.)

Medium Security - Adult MALE					
	September Operational Capacity	October Operational Capacity	October Adjusted Operational Capacity*	October Ending Count	Percent +/- Capacity
Branchville	1,485	1,485	1408	1,306	-7%
Correctional Industrial	1,449	1,449	1434	1,419	-1%
Indiana State Prison ISO	385	385	383	249	-35%
Plainfield	1,696	1,696	1535	1,521	-1%
Putnamville	2,510	2,510	2058	1,988	-3%
Heritage Trail	868	868	863	853	-1%
Westville	2,941	2,941	2506	2,493	-1%
New Castle	<u>2,431</u>	<u>2,431</u>	2392	2,382	0%
Total	13,765	13,765	12,579	12,211	-3%

Maximum Security - Adult MALE					
	September Operational Capacity	October Operational Capacity	October Adjusted Operational Capacity*	October Ending Count	Percent +/- Capacity
Miami	2,984	2984	2961	2,931	-1%
Indiana State Prison	2,067	2067	1955	1,908	-2%
Pendleton	1,353	1353	1331	1,327	0%
Pendleton Treatment Unit	298	298	181	181	0%
ISR Secure Housing Unit	69	69	62	62	0%
Reception Diag. Center	695	695	669	476	-29%
New Castle Annex	486	486	466	444	-5%
New Castle Mental Health	128	128	117	117	0%
WCU Secure Housing Unit	110	110	106	106	0%
Wabash Valley	1,785	1785	1721	1,709	-1%
WVS Secure Housing Unit	<u>216</u>	<u>216</u>	171	171	0%
Total	10,191	10,191	9,740	9,432	-3%

Minimum Security & Re-Entry - Adult FEMALE					
	September Operational Capacity	October Operational Capacity	October Adjusted Operational Capacity*	October Ending Count	Percent +/- Capacity
Madison	662	662	662	554	-16%
Crane House	45	45	32	32	0%
Jefferson Co. Re-Entry	58	58	34	34	0%
Bartholomew Co. Re-Entry	10	10	10	0	-100%
Lake Co. Re-Entry	10	10	10	0	-100%
VOA/Evansville/Female	<u>5</u>	<u>5</u>	5	2	-60%
Total	790	790	753	622	-17%

Medium Security - Adult FEMALE					
Rockville	<u>981</u>	<u>1,117</u>	<u>1083</u>	1,004	-7%
Total	981	1,117	1,083	1,004	-7%

Maximum Security - Adult FEMALE					
Women's Prison	631	631	615	605	-2%
Rockville Intake	<u>288</u>	<u>136</u>	136	134	-1%
Total	919	767	751	739	-2%

JAIL BED COUNT**					
Adult Male	292	298	298	298	0%
Adult Female	<u>41</u>	<u>52</u>	<u>52</u>	<u>52</u>	0%
Total	333	350	350	350	0%

Table 2 (Cont.)

JUVENILE OFFENDERS

Juvenile Male					
	September	October	October	October	Percent +/-
	Operational	Operational	Adjusted	Ending	Capacity
	Capacity	Capacity	Operational	Count	Capacity
	Capacity*	Capacity*	Capacity*	Count	Capacity
Logansport Juvenile Intake/Diagnostic Facility	92	92	85	32	-62%
North Central Juvenile Correctional Facility	174	174	174	129	-26%
Pendleton Juvenile Correctional Facility	391	391	378	196	-48%
Total	657	657	718	357	-50%

Juvenile Female					
Madison Juvenile Correctional Facility	174	174	166	33	-80%

TOTALS					
	September	October	October	October	Percent +/-
	Operational	Operational	Adjusted	Ending	Capacity
	Capacity	Capacity	Operational	Count	Capacity
	Capacity*	Capacity*	Capacity*	Count	Capacity
GRAND TOTAL FOR ALL ADULT MALES (Includes Jail Bed Count and Contracted Beds)	26,233	26,239	24,561	23,668	-4%
TOTAL FOR ADULT MALES IDOC FACILITIES ONLY	25,813	25,813	24,152	23,290	-4%
GRAND TOTAL FOR ALL ADULT FEMALES (Includes Jail Bed Count and Contracted Beds)	2,731	2,726	2,639	2,417	-8%
TOTAL FOR ADULT FEMALES IDOC FACILITIES ONLY	2,620	2,604	2,530	2,331	-8%
TOTAL FOR JUVENILE MALES	657	657	718	357	-50%
TOTAL FOR JUVENILE FEMALES	174	174	166	33	-80%
GRAND TOTAL FOR THE DEPARTMENT (Includes Jail Bed Count** and Contracted Beds)	29,795	29,796	28,084	26,475	-6%
GRAND TOTAL FOR THE DEPARTMENT (Excludes Jail Bed Count and Contracted Beds)	29,264	29,248	27,566	26,011	-6%

*Adjusted Operational Capacity includes Intake Beds and excludes Down, Held, and Segregation/Infirmary, and Program/Treatment Hold Beds

**Jail Bed Counts - IDOC offender Jail Bed holding is demand-based, therefore Jail Bed Percent Capacity is always 0%. Jail Bed Operational Capacity is determined by each county's availability and fluctuates from month to month.

Sources: Planning Division Facility Body Count Report
 Planning Division Juvenile Daily Count Report
 OIS - Jail Bed Count
 Operational Support Services - Vacancy Report

Indiana Department of Correction
Table 3
Facility Population on the First Day of Each Month
(Excludes County Jail "Back-ups" & Contracted Beds)

<u>2016</u>	<u>Adult Male</u>	<u>Adult Female</u>	<u>Juvenile Male</u>	<u>Juvenile Female</u>	<u>Total</u>
January	24,222	2,364	399	57	27,042
February	23,855	2,375	403	50	26,683
March	23,650	2,364	389	48	26,451
April	23,594	2,435	408	44	26,481
May	23,552	2,299	399	46	26,296
June	23,366	2,245	379	43	26,033
July	23,189	2,202	379	48	25,818
August	23,089	2,214	375	51	25,729
September	23,026	2,184	368	44	25,622
October	23,145	2,167	377	50	25,739
November	23,075	2,137	365	48	25,625
December	22,995	2,116	376	49	25,536

<u>2017</u>	<u>Adult Male</u>	<u>Adult Female</u>	<u>Juvenile Male</u>	<u>Juvenile Female</u>	<u>Total</u>
January	22,939	2,106	364	45	25,454
February	22,847	2,132	359	39	25,377
March	22,893	2,142	352	38	25,425
April	23,034	2,150	368	37	25,589
May	22,982	2,164	385	35	25,566
June	23,001	2,207	378	36	25,622
July	23,056	2,216	402	38	25,712
August	23,101	2,224	391	36	25,752
September	23,231	2,292	385	35	25,943
October	23,379	2,305	382	36	26,102
November	23,290	2,331	357	33	26,011

Planning Division Juvenile Daily Count Report

Indiana Department of Correction
Table 4
Parole Caseload on November 01, 2017

<u>Parole District</u>	Indiana Parolees		Other Jurisdiction		<u>Total</u>
	<u>Adult Male</u>	<u>Adult Female</u>	<u>Adult Male</u>	<u>Adult Female</u>	
<i>Interstate Compact (PD0)*</i>	453	57	456	61	1,027
	<u>District Supervision Breakdown as follows:</u>				
Re-Entry Parole (PD1)	383	41	24	3	451
Fort Wayne (PD2)	699	74	40	4	817
Indianapolis (PD3)	1397	133	81	5	1,616
Evansville (P4A)	447	23	25	4	499
Terre Haute (P4B)	484	52	28	6	570
Bloomington (PD5)	346	53	28	4	431
Gary (PD6)	553	43	70	9	675
New Castle (PD7)	605	80	37	5	727
South Bend (PD8)	773	72	74	6	925
Madison (PD9)	311	48	49	15	423
Total	6,451	676	456	61	7,644

Total Parole Population on the First Day of Each Month

<u>Calendar Year 2017</u>	Indiana Parolees		Other Jurisdiction		<u>Total</u>
	<u>Adult Male</u>	<u>Adult Female</u>	<u>Adult Male</u>	<u>Adult Female</u>	
January	7,553	900	456	56	8,965
February	7,401	870	475	54	8,800
March	7,202	826	472	54	8,554
April	7,060	815	495	62	8,432
May	7,044	776	489	60	8,369
June	6,947	766	493	65	8,271
July	6,828	749	491	65	8,133
August	6,744	758	487	65	8,054
September	6,598	712	483	64	7,857
October	6,530	693	462	63	7,748
November	6,451	676	456	61	7,644

* Includes Indiana parolees who are serving their parole in another state, as well as offenders from other States being supervised in Indiana (Interstate Compact)

Sources: Juvenile Services
Parole Division



Adult Offender Statistics



Indiana Department of Correction

Table 5

Monthly Admissions and Releases- Adult Offenders

(Includes County Jail "Back-ups" & Contracted Beds)

OCTOBER 2017

Admissions	Male	Female	Total
New Commitments	353	72	425
Parole Violators - New Commits	41	3	44
Parole Violators - Technical	202	23	225
Unsentenced (Safekeepers)	3	0	3
Return from Esc - Sec/NonSec Facility	2	0	2
Return from Escape - Non-Secure Facility	1	0	1
Return from Escape - CTP Absconds	0	0	0
Court Supervision Violators - New Commits	107	21	128
Court Supervision Violators - Technical	153	37	190
Return from CTP - New Commits	0	0	0
Return from CTP - Technical	27	0	27
Unknown (Missing Data)	0	0	0
Total Admissions	889	156	1045

Releases	M	F	Total
Parole	446	62	508
Probation	251	43	294
Escape Secure Facility	1	0	1
Walk-Away - Non-Secure Facility	3	0	3
Discharged	65	12	77
Unsentenced Discharged	2	0	2
Other (i.e. Death)	4	0	4
Community Transition Program (CTP)	110	23	133
CTP Absconds	6	0	6
Unknown (Missing Data)	0	0	0
Total Releases	888	140	1028

Of the 353 new commitments of male felons, 189 (53.5%) had a prior commitment.

Of the 72 new commitments of female felons, 25 (34.7%) had a prior commitment.

Effective July 1, 1998, misdemeanants are to be committed to DOC only under special circumstances (IC 11-12-6)

Sources: SAS-prsadm8.pgm, SAS - prisrel8.pgm

Indiana Department of Correction

Table 7

Release Type by County of Commitment - Adult Offenders

October 2017

County	Release Type				Total	County	Release Type				Total
	Parole	Probation	Discharged	CTP			Parole	Probation	Discharged	CTP	
Adams	2	0	0	1	3	Madison	14	18	1	15	48
Allen	23	13	3	14	53	Marion	128	60	17	13	218
Bartholomew	4	2	0	2	8	Marshall	2	4	0	0	6
Benton	0	1	0	0	1	Martin	1	0	0	1	2
Blackford	1	0	0	0	1	Miami	4	1	0	0	5
Boone	2	1	0	0	3	Monroe	5	4	2	0	11
Brown	0	0	0	0	0	Montgomery	4	1	0	2	7
Carroll	0	1	1	1	3	Morgan	2	1	0	0	3
Cass	2	0	1	2	5	Newton	2	1	0	0	3
Clark	2	5	1	0	8	Noble	5	1	1	1	8
Clay	2	0	0	1	3	Ohio	0	1	0	0	1
Clinton	6	2	3	2	13	Orange	2	2	0	1	5
Crawford	1	0	0	0	1	Owen	0	1	0	0	1
Daviess	3	1	0	0	4	Parke	0	1	0	0	1
Dearborn	7	11	0	0	18	Perry	0	0	0	0	0
Decatur	2	2	1	0	5	Pike	1	0	0	0	1
DeKalb	1	0	0	0	1	Porter	14	3	0	0	17
Delaware	7	4	1	0	12	Posey	6	1	0	0	7
Dubois	1	3	0	1	5	Pulaski	0	0	0	0	0
Elkhart	19	15	4	5	43	Putnam	4	0	2	1	7
Fayette	2	5	1	2	10	Randolph	1	0	0	1	2
Floyd	5	2	0	0	7	Ripley	2	5	2	0	9
Fountain	1	1	0	0	2	Rush	1	1	1	0	3
Franklin	1	1	0	0	2	St. Joseph	15	11	3	8	37
Fulton	1	0	0	1	2	Scott	3	3	0	0	6
Gibson	2	2	0	0	4	Shelby	9	5	2	1	17
Grant	3	9	2	1	15	Spencer	3	0	0	0	3
Greene	1	1	0	0	2	Starke	4	2	0	2	8
Hamilton	8	5	5	1	19	Steuben	1	0	0	1	2
Hancock	4	1	1	2	8	Sullivan	1	0	0	0	1
Harrison	2	4	0	2	8	Switzerland	0	0	0	0	0
Hendricks	5	3	0	0	8	Tippecanoe	5	15	2	4	26
Henry	4	5	0	2	11	Tipton	0	1	0	0	1
Howard	3	4	3	5	15	Union	0	0	0	0	0
Huntington	4	5	1	0	10	Vanderburgh	21	8	8	8	45
Jackson	5	2	0	0	7	Vermillion	0	0	0	0	0
Jasper	3	0	0	0	3	Vigo	8	6	0	6	20
Jay	6	5	0	0	11	Wabash	5	1	0	1	7
Jefferson	8	2	0	1	11	Warren	1	0	0	0	1
Jennings	5	1	1	0	7	Warrick	1	1	0	0	2
Johnson	16	1	2	1	20	Washington	2	2	1	0	5
Knox	1	1	0	0	2	Wayne	9	2	1	0	12
Kosciusko	8	1	0	2	11	Wells	2	0	0	0	2
LaGrange	1	2	0	0	3	White	1	0	0	0	1
Lake	19	1	1	13	34	Whitley	2	1	0	1	4
LaPorte	6	5	2	0	13	Unknown	2	0	2	2	6
Lawrence	6	0	0	2	8	Totals	508	294	79	133	1014

This data excludes Temporary Moves, Safekeepers, Predispositions, Escapes, Deaths, releases from CTP and releases from Out of State Parole.

*"Unknown" represents offenders who were sentenced to DOC, but County of Commitment data was unavailable.

Source: prisrel7.pgm

Indiana Department of Correction

Table 8

The Number of Department of Correction Offenders Held in County Jails*

November 01 , 2017

<u>County</u>	<u>Adult Male</u>	<u>Adult Female</u>	<u>County</u>	<u>Adult Male</u>	<u>Adult Female</u>	<u>County</u>	<u>Adult Male</u>	<u>Adult Female</u>
Adams	0	0	Hendricks	3	2	Pike	2	0
Allen	17	3	Henry**	1	0	Porter	5	0
Bartholomew	6	0	Howard	5	3	Posey	2	1
Benton	0	0	Huntington	2	0	Pulaski**	0	0
Blackford**	0	0	Jackson	5	0	Putnam**	4	0
Boone	1	1	Jasper	0	0	Randolph	0	0
Brown	0	0	Jay	1	1	Ripley	1	1
Carroll	1	1	Jefferson	0	3	Rush	1	0
Cass	2	2	Jennings	3	0	St. Joseph	20	1
Clark	5	1	Johnson	4	1	Scott	2	0
Clay	2	0	Knox**	2	0	Shelby	2	1
Clinton	1	1	Kosciusko	5	1	Spencer**	2	1
Crawford**	0	0	LaGrange	2	0	Starke	1	0
Daviess	1	0	Lake	11	1	Steuben	0	0
Dearborn	6	2	LaPorte	7	4	Sullivan	0	0
Decatur	3	0	Lawrence	1	0	Switzerland	1	0
DeKalb	1	0	Madison	4	0	Tippecanoe	5	1
Delaware	7	0	Marion	25	3	Tipton	0	0
Dubois	0	0	Marshall	3	0	Union	0	0
Elkhart	16	3	Martin	2	0	Vanderburgh	26	4
Fayette	1	0	Miami	11	0	Vermillion	0	0
Floyd	2	0	Monroe	3	0	Vigo	3	1
Fountain	0	0	Montgomery	0	0	Wabash	3	3
Franklin	1	0	Morgan	1	0	Warren	0	0
Fulton	0	0	Newton	0	0	Warrick	2	0
Gibson	1	0	Noble	6	2	Washington	1	0
Grant	7	0	Ohio	1	0	Wayne	6	1
Greene	4	0	Orange**	4	1	Wells**	0	0
Hamilton	2	0	Owen	2	1	White	0	0
Hancock	1	0	Parke	4	0	Whitley	1	0
Harrison**	0	0	Perry	2	0	Total	298	52

* Data is based on known frequencies reported by the counties, some county data may be missing

** County Jail Substance Abuse Programs

Source: Offender
Movement

Indiana Department of Correction
Table 9
Community Transition Program
Average Daily Populations

<u>Month</u>	<u>2013</u>	<u>2014</u>	<u>2015</u>	<u>2016</u>	<u>2017</u>
January	493	521	457	518	465
February	475	511	442	480	475
March	511	492	468	492	475
April	510	470	529	518	481
May	509	496	549	499	487
June	522	504	539	469	481
July	533	494	539	491	445
August	495	475	559	496	421
September	513	479	538	509	400
October	527	484	564	478	385
November	558	482	528	470	
December	<u>544</u>	<u>475</u>	<u>522</u>	<u>461</u>	
YEARLY AVERAGE	516	490	519	490	451

Source: CTP Database and OIS Warmbody

Indiana Department Of Correction

Table 10

Community Transition Program

October 2017 Release Information (Felony Level A-D)

Total number of offenders eligible to be released =		331
Felony A and B total =	217	
Felony C total =	96	
Felony D total =	17	
Murder =	1	
Total number of offenders transitioned to counties for CTP =		75
By default (lack of response from judge)		
Felony A or B =	0	
Felony C =	10	
Felony D =	1	
By approval by court order from judge		
Felony A or B =	44	
Felony C =	16	
Felony D =	3	
Murder =	1	
Total number of offenders transitioned to counties then returned to DOC due to refusal (court ordered denial upon receipt of offender) =		0
Total number of court ordered denials =		175
Felony A or B =	102	
Felony C =	62	
Felony D =	11	
Murder =	0	
Total number of Felony A or B, or Murder denials by default (no response from judge) =		56
Total number of offenders who became ineligible after eligibility determined but prior to CTP commencement date (reasons include change in Earliest Possible Release Date, change in warrant status, released to probation or to parole, other miscellaneous) =		25
Felony A or B =	15	
Felony C =	8	
Felony D =	2	
Murder =	0	

Indiana Department Of Correction
Table 10
Community Transition Program
September 2017 Release Information (Felony Level 1-6)

Total number of offenders eligible to be released =		162
Felony 1 and 2 total =	2	
Felony 3 and 4 total =	42	
Felony 5 and 6 total =	118	
Total number of offenders transitioned to counties for CTP =		52
By default (lack of response from judge)		
Felony 1 and 2 total	0	
Felony 3 and 4 total	0	
Felony 5 and 6 total	13	
By approval by court order from judge		
Felony 1 and 2 total	1	
Felony 3 and 4 total	15	
Felony 5 and 6 total	23	
Total number of offenders transitioned to counties then returned to DOC due to refusal (court ordered denial upon receipt of offender) =		0
Total number of court ordered denials =		79
Felony 1 and 2 total =	0	
Felony 3 and 4 total =	15	
Felony 5 and 6 total =	64	
Total number of Felony 1 or 2 denials by default (no response from judge) =		0
Total number of offenders who became ineligible after eligibility determined but prior to CTP commencement date (reasons include change in Earliest Possible Release Date, change in warrant status, released to probation or to parole, other miscellaneous) =		25
Felony 1 and 2 total =	1	
Felony 3 and 4 total =	6	
Felony 5 and 6 total =	18	

Indiana Department of Correction
Table 11
Total Number of Felony Offenses
Committed to the Indiana Department of Correction

October 2017

Felony Level	Primary Offense	Secondary Offense	Oct-17		This Calendar Year	
			SEX		SEX	
			F	M	F	M
Murder	Murder (35-42-1-1)	Firearm Enhancement (35-50-2-11)	1	9	5	83
Murder Total			1	9	5	85

Felony Level	Primary Offense	Secondary Offense	Oct-17		This Calendar Year	
			SEX		SEX	
			F	M	F	M
A Felony	Arson (35-43-1-1)		-	-	-	1
	Burglary (35-43-2-1)		-	-	-	2
	Child Molesting (35-42-4-3)		-	11	-	85
	Criminal Deviate Conduct (35-42-4-2)		-	-	-	2
	Dealing Cocaine or Narcotic Drug (35-48-4-1)		-	2	4	33
	Dealing Methamphetamine (35-48-4-1.1)		-	5	4	16
	Dealing Sched I, II, or III Cntrld Sub (35-48-4-2)		-	-	5	8
	Kidnapping (35-42-3-2)		-	-	-	1
	Neglect of a Dependent/Death (35-46-1-4)		-	-	-	1
	Possession of Cocaine or Narcotic Drug (35-48-4-6)		-	1	-	2
	Rape (35-42-4-1)		-	-	-	5
	Robbery (35-42-5-1)		-	-	1	14
	Voluntary Manslaughter (35-42-1-3)		-	-	1	5
A Felony Total			-	19	15	175

Felony Level	Primary Offense	Secondary Offense	Oct-17		This Calendar Year	
			SEX		SEX	
			F	M	F	M
B Felony	Accident/Failure to Stop-Serious Inj/Death (9-26-1-8)		-	-	-	1
	Aggravated Battery (35-42-2-1.5)		1	3	3	22
	Arson (35-43-1-1)		1	2	2	9
	Battery (35-42-2-1)		-	-	-	5
	Battery by Bodily Waste (35-42-2-6)		-	-	-	2
	Burglary (35-43-2-1)		2	24	28	248
	Carjacking (35-42-5-2)		-	1	-	7
	Child Molesting (35-42-4-3)		-	1	-	47
	Criminal Confinement (35-42-3-3)		-	-	-	10
	Criminal Deviate Conduct (35-42-4-2)		-	1	-	6
	Dealing Cocaine or Narcotic Drug (35-48-4-1)		4	15	28	142
	Dealing Methamphetamine (35-48-4-1.1)		3	14	31	125
	Dealing Sched I, II, or III Cntrld Sub (35-48-4-2)		1	8	35	76
	Dealing Sched IV Cntrld Sub (35-48-4-3)		-	-	-	4
	Disarm Law Enforcement Officer (35-44-3-3.5b)		-	-	-	1
	Fail to Stop Accident w/Injury (9-26-1-1)		-	-	-	3
	Felon in Possession of a Firearm (35-47-4-5)		-	4	1	44
	Incest (35-46-1-3)		-	1	1	3
	Neglect of a Dependent (35-46-1-4)		-	-	3	1
	Operating Vehicle Intoxicated/Death (9-30-5-5)		-	-	1	2
	Possession Methamphetamine (35-48-4-6.1)		1	-	4	7
	Possession of Cocaine or Narcotic Drug (35-48-4-6)		1	-	8	5
	Prisoner Poss. Dang Device/Material (35-44-3-9.5)		-	-	-	1
	Rape (35-42-4-1)		-	-	-	11
	Robbery (35-42-5-1)		1	7	6	108
	Security Fraud (23-19-5-1)		-	-	-	1
	Sexual Misconduct with a Minor (35-42-4-9)		-	3	-	33
	Stalking (35-45-10-5)		-	-	-	1
	Vicarious Sexual Gratification (35-42-4-5)		-	-	-	1
	Voluntary Manslaughter (35-42-1-3)		-	-	-	1
B Felony Total			15	84	151	927

Felony Level	Primary Offense	Secondary Offense	Oct-17		This Calendar Year	
			SEX		SEX	
			F	M	F	M
C Felony	Arson (35-43-1-1)		-	-	1	1
	Assisting a Criminal (35-44-3-2)		-	-	1	3
	Attempt to Commit a Felony (35-41-5-1)	Child Molesting (35-42-4-3)	-	-	-	1
	Auto Theft, Receiving Stolen Parts (35-43-4-2.5)		-	-	-	1
	Battery (35-42-2-1)		1	5	5	66
	Battery by Bodily Waste (35-42-2-6)		-	-	1	-
	Bribery (35-44-1-1)		-	1	-	1
	Burglary (35-43-2-1)		1	6	11	107
	Carrying Handgun w/o License (35-47-2-23)		-	1	-	6
	Child Exploitation (35-42-4-4)		-	-	-	6
	Child Molesting (35-42-4-3)		-	-	1	60
	Child Seduction (35-42-4-7)		-	-	1	-
	Child Solicitation (35-42-4-6)		-	-	-	2
	Contribute to Delinquency (35-46-1-8)		-	1	-	2
	Controlled Substance Registration (35-48-4-14)		-	-	1	1
	Corrupt Business Influence (35-45-6-2)		-	1	5	8
	Criminal Confinement (35-42-3-3)		-	-	-	9
	Criminal Recklessness (35-42-2-2)		-	-	-	6
	Dealing Marijuana, Hash Oil, or Hashish (35-48-4-10)		-	-	-	4
	Dealing Sched IV Controlled Substance (35-48-4-3)		-	-	2	1
	Dealing/Poss. Look-Alike Subs (35-48-4-4.6)		-	-	1	2
	Disarm/Attempt to Disarm an Officer (35-44.1-3-2)		-	-	-	1
	Driving After Forfeiture (9-12-3-2)		-	-	-	1
	Escape/Failure to Return (35-44-3-5)		1	-	2	3
	Failure to Register as a Sex Offender (11-8-8-17)		-	2	-	7
	Firearm w/in One Mile of School (35-47-2-1)		-	2	-	11
	Forgery (35-43-5-2)		6	12	57	79
	Fraud on Financial Institution (35-43-5-8)		-	1	6	7
	Handgun Violation (35-47-2-7)		-	1	1	7
	Intimidation (35-45-2-1)		-	1	-	21
	Involuntary Manslaughter (35-42-1-4)		-	-	-	1
	Neglect of a Dependent (35-46-1-4)		-	1	5	11
	Non-Support of Dependent Child (35-46-1-5)		-	3	5	55
	Obliterating Handgun I.D. (35-47-2-18)		-	-	-	3
	Obtain Legend Drug by Fraud/Prior Conv (16-42-19-16)		-	-	5	-
	Operating Vehicle Intoxicated/Death (9-30-5-5)		-	-	-	1
	Operating Vehicle Intoxicated/Injury (9-30-5-4)		-	1	-	1
	Operating Vehicle w/Lifetime Suspension (9-30-10-17)		-	-	3	37
	Operating Vehicle-Habitual Violation (9-30-10-16)		-	-	-	1
	Possession Methamphetamine (35-48-4-6.1)		-	1	2	9
	Possession of Cocaine or Narcotic Drug (35-48-4-6)		-	1	2	22
	Possession of Controlled Substance (35-48-4-7)		1	-	3	7
	Possession of Precursors (35-48-4-14.5)		-	-	1	7
	Promoting Prostitution (35-45-4-4)		-	-	-	3
	Reckless Homicide (35-42-1-5)		-	-	4	6
	Robbery (35-42-5-1)		1	2	6	29
	Security Fraud (23-19-5-1)		-	-	-	4
	Security Sale Fraud (23-2-6-3)		-	-	-	4
	Sexual Battery (35-42-4-8)		-	-	-	2
	Sexual Misconduct with a Minor (35-42-4-9)		-	5	1	30
	Stalking (35-45-10-5)		-	-	-	1
	Theft, Receiving Stolen Property (35-43-4-2)		-	-	5	5
	Trafficking with an Inmate (35-44-3-9)		1	-	3	1
	Welfare Fraud (35-43-5-7)		-	-	4	1
C Felony Total			12	48	145	665

Felony Level	Primary Offense	Secondary Offense	Oct-17		This Calendar Year	
			SEX		SEX	
			F	M	F	M
D Felony	Accident/Failure to Stop-Serious Inj/Death (9-26-1-8)		-	-	-	1
	Arson (35-43-1-1)		-	-	1	2
	Assisting a Criminal (35-44-3-2)		1	-	1	-
	Attempt to Commit a Felony (35-41-5-1)	Theft, Receiving Stolen Property (35-43-4-2)	-	-	-	2
	Auto Theft, Receiving Stolen Parts (35-43-4-2.5)		-	1	2	21
	Battery (35-42-2-1)		2	1	4	14
	Battery by Bodily Waste (35-42-2-6)		-	-	-	4
	Check Deception (35-43-5-5)		-	-	-	1
	Check Fraud (35-43-5-12)		1	-	3	12
	Child Exploitation (35-42-4-4)		-	-	-	2
	Child Seduction (35-42-4-7)		-	1	-	1
	Child Solicitation (35-42-4-6)		-	-	-	4
	Controlled Substance Registration (35-48-4-14)		-	-	-	2
	Criminal Confinement (35-42-3-3)		-	-	-	5
	Criminal Gang Activity (35-45-9-3)		-	-	-	3
	Criminal Mischief (35-43-1-2)		-	-	-	1
	Criminal Recklessness (35-42-2-2)		-	-	-	18
	Cruelty to Animals (35-46-3-12)		-	-	-	3
	Cultivation of Marijuana (35-48-4-1)		-	-	-	1
	Dealing Counterfeit Substance (35-48-4-5)		-	-	-	2
	Dealing Marijuana, Hash Oil, or Hashish (35-48-4-10)		-	-	1	10
	Dealing Subs. Represent as Contrld Subs. (35-48-4-4.5)		-	-	-	3
	Dissemination of Matter Harmful to Minor (35-49-3-3)		-	-	-	4
	Domestic Battery (35-42-2-1.3)		-	2	-	14
	Driving While Intoxicated (9-11-2-3)		-	-	-	1
	Driving While Suspended/Oper Veh HTV (9-30-10-16)		1	4	3	31
	Driving While Suspended/Restricted (9-12-3-1)		-	-	-	1
	Dump Controlled Substance Waste (38-48-4-4.1)		-	-	-	1
	Exploit Endangered Adult (35-46-1-12)		-	-	-	1
	Fail to Stop Accident w/Injury (9-26-1-1)		-	-	-	3
	Failure to Appear (35-44-3-6)		-	1	-	1
	Failure to Register as a Sex Offender (11-8-8-17)		-	1	-	4
	Failure to Return to Lawful Detention (35-44-3-5)		-	1	1	18
	Failure to Warn Comm Disease (35-42-1-9)		-	-	-	2
	Forgery, Counterfeit (35-43-5-2)		-	-	1	2
	Fraud (35-43-5-4)		1	1	8	14
	Home Improvement Fraud (35-43-6-12)		-	-	-	5
	Identity Deception (35-43-5-3.5)		1	-	4	4
	Intimidation (35-45-2-1)		-	1	-	10
	Invasion of Privacy (35-46-1-15.1)		-	-	1	1
	Maintaining a Common Nuisance (35-48-4-13)		3	2	11	22
	Neglect of a Dependent (35-46-1-4)		2	-	6	6
	Non-Support of a Child (35-46-1-5)		-	4	5	42
	Obstruction of Justice (35-44-3-4)		-	-	-	7
	Operating Vehicle Intox-Prior (9-30-5-3)		-	2	2	46
	Operating Vehicle Intoxicated-Contrld Sub (9-30-5-1)		-	-	1	2
	Operating Vehicle Intoxicated-Endanger (9-30-5-2)		-	-	3	6
	Operating Vehicle Intoxicated-Serious Injury (9-30-5-4)		-	-	-	10
	Perjury (35-44-2-1)		-	-	2	2
	Pointing a Firearm (35-47-4-3)		-	-	-	5
	Poss. of Marijuana, Hash Oil, or Hashish (35-48-4-11)		-	3	3	22
	Possession - Syringe/Needle (16-42-19-18)		2	2	12	10
	Possession of Cocaine or Narcotic Drug (35-48-4-6)		4	3	15	25
	Possession of Controlled Substance (35-48-4-7)		2	4	13	47
	Possession of Methamp Subst Tax (6-7-3-11-B)		-	-	-	1
	Possession of Methamphetamine (35-48-4-6.1)		1	2	12	18
	Possession of Paraphernalia (35-48-4-8.3)		-	-	-	1
	Possession of Precursors (35-48-4-14.5)		1	-	9	18
	Possession/Use of Legend Drug (16-42-19-13)		-	1	-	4
	Prostitution (35-45-4-2)		-	-	2	-
	Residential Entry (35-43-2-1.5)		-	-	1	10
	Resisting Law Enforcement (35-44-3-3)		-	4	1	28
	Sexual Battery (35-42-4-8)		-	1	-	4
	Sexual Misconduct with a Minor (35-42-4-9)		-	-	-	2
	Strangulation (35-42-2-9)		-	-	-	14
	Synthetic ID Deception (35-43-5-3.8)		-	-	-	1
	Theft, Receiving Stolen Property (35-43-4-2)		10	18	84	210
	Unlawful Possession of Smoking Instrument (16-42-19-17)		-	-	-	1
	Violation-1935 Firearms (35-47-5-4.1)		-	-	-	1
	Welfare Fraud (35-43-5-7)		-	-	1	2
D Felony Total			32	60	213	796

Felon Level	Primary Offense	Secondary Offense	Oct-17		This Calendar Year	
			SEX		SEX	
			F	M	F	M
Level 1 Felony	Aggravated Battery (35-42-2-1.5)		-	-	-	1
	Aiding, Inducing or Causing an Offense (35-41-2-4)	Burglary (35-43-2-1)	-	-	1	-
		Child Molesting (35-42-4-3)	-	-	3	-
	Attempt to Commit a Felony (35-41-5-1)	Child Molesting (35-42-4-3)	-	-	-	1
		Murder (35-42-1-1)	-	1	2	22
		Rape (35-42-4-1)	-	-	-	1
	Burglary (35-43-2-1)		-	1	-	8
	Child Molesting (35-42-4-3)		-	14	4	95
	Conspiracy (35-41-5-2)	Child Molesting (35-42-4-3)	-	-	2	1
		Murder (35-42-1-1)	-	-	1	1
	Neglect of a Dependent/Death (35-46-1-4)		-	1	5	9
	Rape (35-42-4-1)		-	1	-	13
Level 1 Felony Total			-	18	18	152

Felon Level	Primary Offense	Secondary Offense	Oct-17		This Calendar Year	
			SEX		SEX	
			F	M	F	M
Level 2 Felony	Aiding, Inducing or Causing an Offense (35-41-2-4)	Burglary (35-43-2-1)	1	-	1	1
		Dealing Methamphetamine (35-48-4-1.1)	-	-	-	1
		Robbery (35-42-5-1)	-	-	-	2
		Voluntary Manslaughter (35-42-1-3)	-	-	-	1
	Arson (35-43-1-1)		-	-	-	1
	Attempt to Commit a Felony (35-41-5-1)	Dealing Methamphetamine (35-48-4-1.1)	-	-	1	-
		Robbery (35-42-5-1)	-	-	-	3
		Voluntary Manslaughter (35-42-1-3)	-	-	-	1
	Battery (35-42-2-1)		-	-	-	1
	Burglary (35-43-2-1)		-	4	2	52
	Child Molesting (35-42-4-3)		-	1	-	2
	Conspiracy (35-41-5-2)	Burglary (35-43-2-1)	-	1	-	5
		Dealing Cocaine or Narcotic Drug (35-48-4-1)	-	-	1	2
		Dealing Methamphetamine (35-48-4-1.1)	2	1	4	7
		Robbery (35-42-5-1)	-	-	1	1
	Dealing Cocaine or Narcotic Drug (35-48-4-1)		1	15	9	104
	Dealing Methamphetamine (35-48-4-1.1)		5	11	28	108
	Dealing Sched I, II, or III Cntrl Sub (35-48-4-2)		-	-	-	5
	Kidnapping (35-42-3-2)		-	-	-	5
	Possession - Destruct Device (35-47.5-5-2)		-	1	-	2
	Robbery (35-42-5-1)		-	2	4	22
	Voluntary Manslaughter (35-42-1-3)		2	-	3	16
		Firearm Enhancement (35-50-2-11)	-	-	-	1
Level 2 Felony Total			11	36	54	343

Felon Level	Primary Offense	Secondary Offense	Oct-17		This Calendar Year	
			SEX		SEX	
			F	M	F	M
Level 3 Felony	Accident/Failure to Stop-Serious Inj/Death (9-26-1-1.1)		-	2	3	11
	Aggravated Battery (35-42-2-1.5)		2	11	8	79
	Aiding, Inducing or Causing an Offense (35-41-2-4)	Aggravated Battery (35-42-2-1.5)	-	-	-	1
		Dealing Cocaine or Narcotic Drug (35-48-4-1)	-	-	-	1
		Dealing Methamphetamine (35-48-4-1.1)	-	1	-	1
		Neglect of a Dependent/Death (35-46-1-4)	-	-	1	-
		Robbery (35-42-5-1)	-	-	1	8
	Arson (35-43-1-1)		-	-	-	1
	Attempt to Commit a Felony (35-41-5-1)	Aggravated Battery (35-42-2-1.5)	-	-	1	5
		Rape (35-42-4-1)	-	-	-	2
		Robbery (35-42-5-1)	5	2	5	22
	Battery (35-42-2-1)		-	-	1	10
	Burglary (35-43-2-1)		1	2	1	13
	Child Molesting (35-42-4-3)		-	5	1	42
	Conspiracy (35-41-5-2)	Aggravated Battery (35-42-2-1.5)	-	-	-	1
		Criminal Confinement (35-42-3-3)	-	-	1	1
		Dealing Cocaine or Narcotic Drug (35-48-4-1)	-	-	-	1
		Dealing Methamphetamine (35-48-4-1.1)	-	-	1	1
		Robbery (35-42-5-1)	-	-	2	15
	Criminal Confinement (35-42-3-3)		-	7	7	70
	Dealing Cocaine or Narcotic Drug (35-48-4-1)		2	8	13	54
	Dealing Methamphetamine (35-48-4-1.1)		-	6	15	47
	Dealing Sched I, II, or III Cntrl Sub (35-48-4-2)		-	-	5	5
	Dealing Sched IV Cntrl Sub (35-48-4-3)		-	-	-	3
	Human Sexual Trafficking (35-42-3.5-1)		-	-	4	-
	Kidnapping (35-42-3-2)		2	-	2	12
	Neglect of a Dependent/Death (35-46-1-4)		-	1	10	9
	Possession of Cocaine or Narcotic Drug (35-48-4-6)		1	1	2	14
	Possession of Methamphetamine (35-48-4-6.1)		-	4	5	28
	Rape (35-42-4-1)		-	2	1	33
	Resisting Law Enforcement (35-44.1-3-1)		-	-	-	2
	Robbery (35-42-5-1)		2	35	17	313
		Firearm Enhancement (35-50-2-11)	-	-	-	1
Level 3 Felony Total			15	87	107	806

Felony Level	Primary Offense	Secondary Offense	Oct-17		This Calendar Year	
			SEX		SEX	
			F	M	F	M
Level 4 Felony	Accident/Failure to Stop-Serious Inj/Death (9-26-1-8)		-	-	-	1
	Aiding, Inducing or Causing an Offense (35-41-2-4)	Aiding/Robbery with Armed Force or Threat (35-4	-	-	2	-
		Arson (35-43-1-1)	-	-	1	-
		Burglary (35-43-2-1)	1	-	1	4
		Child Molesting (35-42-4-3)	-	-	-	2
		Dealing Cocaine or Narcotic Drug (35-48-4-1)	-	-	-	2
		Dealing Methamphetamine (35-48-4-1.1)	-	-	3	1
	Arson (35-43-1-1)		-	5	8	35
	Attempt to Commit a Felony (35-41-5-1)	Arson (35-43-1-1)	-	-	-	2
		Burglary (35-43-2-1)	-	-	2	4
		Child Molesting (35-42-4-3)	-	-	-	1
		Dealing Methamphetamine (35-48-4-1.1)	1	-	2	1
		Escape (35-44.1-3-4)	-	-	1	-
	Battery (35-42-2-1)		-	-	-	2
	Burglary (35-43-2-1)		7	31	60	351
	Child Molesting (35-42-4-3)		-	12	2	131
	Child Solicitation (35-42-4-6)		-	2	-	8
	Conspiracy (35-41-5-2)	Burglary (35-43-2-1)	-	1	1	7
		Dealing Cocaine or Narcotic Drug (35-48-4-1)	-	1	2	3
		Dealing Methamphetamine (35-48-4-1.1)	1	-	2	-
		Dealing Sched IV Cntrld Sub (35-48-4-3)	-	-	-	1
	Dealing Cocaine or Narcotic Drug (35-48-4-1)		1	12	36	107
	Dealing Methamphetamine (35-48-4-1.1)		7	15	53	122
	Dealing Sched I, II, or III Cntrld Sub (35-48-4-2)		1	1	8	11
	Dealing Sched IV Controlled Substance (35-48-4-3)		-	1	2	3
	Escape 35-44.1-3-4		-	-	-	2
	Felon in Possession of a Firearm (35-47-4-5)		-	19	4	217
	Incest (35-46-1-3)		-	1	-	3
	Manufacturing Meth (35-48-4-1.2)		-	-	1	-
	Operating Vehicle Intoxicated/Death (9-30-5-5)		-	-	4	13
	Possession of Cocaine or Narcotic Drug (35-48-4-6)		-	5	4	25
	Possession of Dangerous Device (35-44.1-3-7)		-	-	-	5
	Possession of Methamphetamine (35-48-4-6.1)		2	2	15	29
	Promoting Prostitution, under 18 (35-45-4-4)		-	-	-	2
	Sexual Battery (35-42-4-8)		-	-	-	2
	Sexual Misconduct with a Minor (35-42-4-9)		-	5	6	63
	Stalking (35-45-10-5)		-	-	-	2
	Vicarious Sexual Gratification (35-42-4-5)		-	-	-	2
Level 4 Felony Total			21	113	220	1164

Felony Level	Primary Offense	Secondary Offense	Oct-17		This Calendar Year	
			SEX		SEX	
			F	M	F	M
Level 5 Felony	Accident/Failure to Stop-Serious Inj/Death (9-26-1-8)		-	-	1	7
	Aiding, Inducing or Causing an Offense (35-41-2-4)	Burglary (35-43-2-1)	1	2	3	9
		Child Exploitation (35-42-4-4)	-	-	-	1
		Criminal Recklessness (35-42-2-2)	-	1	-	1
		Dealing Cocaine or Narcotic Drug (35-48-4-1)	-	1	1	3
		Dealing in Methamphetamine (35-48-4-1.1)	-	-	5	8
		Escape (35-44.1-3-4)	-	-	1	2
		Robbery (35-42-5-1)	1	1	2	7
		Trafficking with an Inmate (35-44.1-3-5)	-	-	-	2
	Altered/Counterfeit Lotto Ticket (4-30-14-3)		-	-	-	1
	Assisting a Criminal (35-44.1-2-5)		1	1	2	6
	Attempt to Commit a Felony (35-41-5-1)	Battery (35-42-2-1)	1	-	3	1
		Burglary (35-43-2-1)	-	4	-	14
		Dealing Cocaine or Narcotic Drug (35-48-4-1)	-	-	-	2
		Dealing in Methamphetamine (35-48-4-1.1)	-	-	1	1
		Escape (35-44.1-3-4)	-	1	-	3
		Fraud on Financial Institution (35-43-5-8)	-	2	2	3
		Robbery (35-42-5-1)	-	4	2	11
		Trafficking with an Inmate (35-44.1-3-6)	1	-	1	-
	Battery (35-42-2-1)		6	29	59	367
	Bribery (35-44.1-1-2)		-	1	-	4
	Burglary (35-43-2-1)		4	36	27	359
	Check Deception (35-43-5-5)		-	-	-	2
	Child Exploitation (35-42-4-4)		-	2	-	18
	Child Pornography (35-42-4-4(C))		-	2	-	3
	Child Possession of a Firearm (35-47-10-5)		-	1	-	1
	Child Solicitation (35-42-4-6)		-	1	2	20
	Conspiracy (35-41-5-2)	Burglary (35-43-2-1)	-	-	-	5
		Criminal Confinement (35-42-3-3)	-	-	1	-
		Dealing Cocaine or Narcotic Drug (35-48-4-1)	-	-	1	5
		Dealing Marijuana, Hash Oil, or Hashish (35-48-	-	-	-	1
		Dealing Methamphetamine (35-48-4-1.1)	-	-	-	1
		Dealing in Methamphetamine (35-48-4-1.1)	1	-	3	3
		Fraud on Financial Institution (35-43-5-8)	2	-	2	2
		Intimidation (35-45-2-1)	-	-	1	-
		Promoting Prostitution (35-45-4-4)	-	-	-	1
		Robbery (35-42-5-1)	-	1	-	5
		Trafficking with an Inmate (35-44.1-3-5)	-	-	-	2

Felon Level	Primary Offense	Secondary Offense	Oct-17		This Calendar Year		
			SEX		SEX		
			F	M	F	M	
Level 5 Felony Cont.	Controlled Substance Registration (35-48-4-14)		-	-	-	1	
	Conversion (35-43-4-3)		-	-	-	4	
	Corrupt Business Influence (35-45-6-2)		1	1	10	21	
	Criminal Confinement (35-42-3-3)		-	4	-	54	
	Criminal Gang Activity (35-45-9-3)		-	-	-	2	
	Criminal Recklessness (35-42-2-2)		-	3	2	23	
	Dangerous Control of a Handgun (35-47-10-6)		-	-	-	4	
	Dealing Cocaine or Narcotic Drug (35-48-4-1)		6	17	55	163	
		Habitual Offender Controlled Substance (35-50-2)		-	1	-	1
	Dealing Marijuana, Hash Oil, or Hashish (35-48-4-10)		-	-	-	13	
	Dealing Methamphetamine (35-48-4-1.1)		2	10	31	108	
	Dealing Sched I, II, or III Contrld Sub (35-48-4-2)		1	-	16	10	
	Dealing Sched IV Contrld Sub (35-48-4-3)		-	-	3	5	
	Dealing Sched V Controlled Substance (35-48-4-4)		-	-	-	1	
	Dealing in Methamphetamine (35-48-4-1.1)		2	23	49	180	
	Dealing/Poss. Look-Alike Subs (35-48-4-4.6)		1	-	4	13	
	Disarm/Attempt to Disarm an Officer (35-44.1-3-2)		-	-	-	9	
	Domestic Battery (35-42-2-1.3)		-	14	5	86	
	Driving Suspended/Death (9-24-19-4)		-	-	-	1	
	Escape (35-44.1-3-4)		3	6	10	43	
	Failure to Register as a Sex Offender (11-8-8-17)		-	6	-	64	
	Firearm w/in One Mile of School (35-47-2-1)		-	28	8	245	
	Fraud on Financial Institution (35-43-5-8)		1	8	15	53	
	Home Improvement Fraud (35-43-6-12)		-	-	-	2	
	Insurance Fraud (35-43-5-4.5)		-	-	-	3	
	Intimidation (35-45-2-1)		-	7	2	81	
	Kidnapping (35-42-3-2)		-	-	-	10	
	Mischief (35-43-1-2)		-	-	-	1	
	Neglect of a Dependent/Death (35-46-1-4)		2	8	19	17	
	Non-Support of Dependent Child (35-46-1-5)		-	2	1	10	
	Obliterating Handgun I.D. (35-47-2-18)		-	-	-	13	
	Oper Veh Aft Life Susp (9-30-10-17)		2	24	13	226	
		Habitual Offender Controlled Substance (35-50-2)		-	-	2	
	Operating Vehicle Intox-Prior (9-30-5-3)		-	-	-	1	
	Operating Vehicle Intoxicated-Contrld Sub (9-30-5-1)		-	-	1	2	
	Operating Vehicle Intoxicated/Death (9-30-5-5)		-	2	1	8	
	Operating Vehicle Intoxicated/Injury (9-30-5-4)		-	-	1	1	
	Possession - Destruct Device (35-47.5-5-2)		-	-	-	1	
	Possession - Machine Gun or Bomb (35-47-5-8)		-	-	1	-	
	Possession OF Dangerous Device (35-44.1-3-7)		-	2	1	12	
	Possession of Cocaine or Narcotic Drug 35-48-4-6		3	12	15	101	
	Possession of Precursors (35-48-4-14.5)		-	-	-	1	
	Possession of Syringes or Needles (16-42-19-18)		1	2	21	27	
	Possession/Use of Legend Drug (16-42-19-13)		-	1	-	1	
	Promoting Prostitution (35-45-4-4)		-	1	-	5	
	Reckless Homicide (35-42-1-5)		-	1	-	12	
	Resisting Law Enforcement (35-44.1-3-1)		-	-	-	7	
	Robbery (35-42-5-1)		2	12	17	135	
	Sexual Misconduct with Service Provider (35.44.1-3-10)		-	1	-	1	
	Sexual Misconduct with a Minor (35-42-4-9)		-	4	3	45	
	Stalking (35-45-10-5)		-	-	-	22	
	Synthetic ID Deception (35-43-5-3.8)		-	-	-	1	
	Theft, Receiving Stolen Property (35-43-4-2)		-	-	5	7	
Trafficking with an Inmate (35-44.1-3-5)		1	2	14	15		
Unlawful Transfer of Handgun Ownership (35-47-2-7(B))		1	-	1	1		
Vicarious Sexual Gratification (35-42-4-5)		-	-	-	1		
Level 5 Felony Total			47	292	444	2757	

Felon Level	Primary Offense	Secondary Offense	Oct-17		This Calendar Year		
			SEX		SEX		
			F	M	F	M	
Level 6 Felony	Abuse of a Corpse (35-45-11-2)		-	-	-	1	
	Accident/Failure to Stop-Serious Inj/Death (9-26-1-8)		-	-	-	3	
	Aiding in Manufacture of Sch II Cont Subst (35-48-4-2)		1	-	5	1	
	Aiding, Inducing or Causing an Offense (35-41-2-4)	Battery (35-42-2-1)		-	1	-	1
		Maintaining Common Nuisance (35-48-4-13)		-	-	1	-
		Residential Entry (35-43-2-1.5)		-	-	-	1
	Arson (35-43-1-1)		-	-	-	5	
	Assisting a Criminal (35-44.1-2-5)		-	1	2	3	
	Attempt to Commit a Felony (35-41-5-1)	Attempted/Obstruction of Justice (35-41-5-1)		-	-	-	1
		Auto Theft, Receiving Stolen Parts (35-43-4-2.5)		-	-	-	2
		Dealing Sched III Substance (35-48-4-2(A))		1	-	1	-
		Forgery, Counterfeiting, Application Fraud (35-4		-	-	-	2
		Insurance Fraud (35-43-5-4.5)		-	-	1	1
		Residential Entry (35-43-2-1.5)		-	1	-	4
		Theft, Receiving Stolen Property (35-43-4-2)		-	-	-	3
	Auto Theft, Receiving Stolen Parts (35-43-4-2.5)			-	12	7	108
	Battery 35-42-2-1			2	7	12	87
	Check Deception (35-43-5-5)			-	-	-	1
	Check Fraud (35-43-5-12)			-	-	-	1
	Child Exploitation (35-42-4-4)			-	-	-	9
	Conspiracy (35-41-5-2)	Check Fraud (35-43-5-12)		-	-	-	1
		Dealing Subs. Represent as Contrld Subs. (35-48-4		-	-	-	1
	Controlled Substance Registration (35-48-4-14)			-	-	1	-
	Conversion (35-43-4-3)			-	-	-	1
	Criminal Confinement (35-42-3-3)			-	2	1	24
	Criminal Confinement (35-42-3-3)			-	4	3	75
	Criminal Gang Activity (35-45-9-3)			-	1	-	3
	Criminal Recklessness (35-42-2-2)			1	2	4	63
	Criminal Trespass (35-43-2-2)			-	-	-	3
	Cruelty to Animals (35-46-3-12)			-	-	-	2
	Danger Comm Dis Carrier Int Fail to Warn (35-45-21-3)			-	-	-	1
	Dealing Counterfeit Substance (35-48-4-5)			-	-	2	1
	Dealing Marijuana, Hash Oil, or Hashish (35-48-4-10)			-	2	3	14
	Dealing Marijuana, Hash Oil, or Hashish (35-48-4-2A-1)			-	-	1	1
	Dealing Sched I, II, or III Contrld Sub (35-48-4-2(A))			-	2	-	3
	Dealing Sched IV Contrld Sub (35-48-4-3)			-	-	1	2
	Dealing Subs. Represent as Contrld Subs. (35-48-4-4.5)			1	-	2	3
	Dealing/Poss. Look-Alike Subs (35-48-4-10.5)			1	2	4	6

Felony Level	Primary Offense	Secondary Offense	Oct-17		This Calendar Year	
			SEX		SEX	
			F	M	F	M
Level 6 Felony	Dealing/Poss. Look-Alike Subs (35-48-4-11.5)		-	-	1	4
Cont.	Dissemination of Matter Harmful to Minor (35-49-3-3)		-	-	-	4
	Dumpton Controlled Substance Waste (35-48-4-4.1)		-	-	-	1
	Escape 35-44.1-3-4		5	7	40	137
	Exploitation Endangering Adult (35-46-1-12)		1	-	1	1
	Fail to Reg Sex Off (11-8-8-17)		-	5	-	31
	Failure to Appear (35-44.1-2-9)		-	-	2	11
	Failure to Remit Sales Tax (6-2.5-9-3)		-	-	1	-
	Failure to Return to Acc Result Serious Inj (9-26-1-1(2))		-	-	-	8
	Forgery, Counterfeiting, Application Fraud (35-43-5-2)		-	7	26	50
	Habitual Veh Subst Offender Enhance (9-30-15.5-2)		1	-	3	-
	Home Improvement Fraud (35-43-6-12)		-	-	-	2
	Identity Deception (35-43-5-3.5)		1	2	8	17
	Impersonation of a Public Servant (35-44-2-3)		-	-	-	1
	Insurance Fraud (35-43-5-4.5)		3	1	17	23
	Interfering w/ Law Enforcement Animal (35-46-3-11(A))		-	-	-	1
	Intimidation (35-45-2-1)		-	6	3	76
	Invasion of Privacy (35-46-1-15.1)		-	1	1	35
	Kidnapping (35-42-3-2)		-	-	-	1
	Maintaining Common Nuisance (35-48-4-13)		2	3	31	55
	Malicious Mischief Body F/W (35-45-16-2(c))		-	-	-	3
	Moving Body from Scene of Death (36-2-14-17)		-	-	-	2
	Neglect of a Dependent/Death (35-46-1-4)		1	1	23	22
	Non-Support of Dependent Child (35-46-1-5)		-	1	2	14
	Obstruction of Justice (35-44.1-2-2)		-	1	3	21
	Official Misconduct (35-44.1-1-1)		-	-	-	1
	Oper Vehicle-Intox-Prev Conv (9-30-5-3)		-	7	5	46
		Habitual Offender Controlled Substance (35-50-2)	-	1	-	6
	Operating Vehicle Intoxicated-Contrld Sub (9-30-5-1)		-	2	6	8
		Habitual Offender Controlled Substance (35-50-2)	-	1	-	1
	Operating Vehicle Intoxicated-Endanger (9-30-5-2)		1	4	14	43
		Habitual Offender Controlled Substance (35-50-2)	-	2	1	6
	Operating Vehicle Intoxicated/Injury (9-30-5-4)		-	2	-	6
	Operating Vehicle-Habitual Violation (9-30-10-16)		-	7	6	45
		Habitual Offender Controlled Substance (35-50-2)	-	-	-	1
	Perjury (35-44.1-2-1)		-	-	-	6
	Pointing a Firearm (35-47-4-3)		-	-	1	15
	Poss Paraphernalia (35-48-4-8.3)		-	1	-	5
	Poss Precursors (35-48-4-14.5)		-	-	3	13
	Possession Sched IV Contrld Sub w/in 1,000 ft (35-48-4-7)		-	4	2	9
	Possession of Child Pornography (35-42-4-4(C))		-	4	-	4
	Possession of Cocaine or Narcotic Drug (35-48-4-6)		4	6	55	90
		Habitual Offender Controlled Substance (35-50-2)	-	-	1	-
	Possession of Marijuana (35-48-4-11)		-	-	-	4
	Possession of Methamphetamine (35-48-4-6.1)		9	15	63	199
	Possession of Syringes or Needles (16-42-19-18)		5	17	63	111
	Possession or Use of Legend Drug (16-42-19-13)		1	1	16	11
	Prostitution (35-45-4-2)		-	-	4	-
	Public Indecency (35-45-4-1)		-	-	-	3
	Residential Entry (35-43-2-1.5)		-	9	5	45
	Resisting Law Enforc (35-44.1-3-1)		-	15	7	159
	Sex Offender Residency Restrictions (35-42-4-11)		-	1	-	2
	Sex Offender without Identification (11-8-8-15)		-	-	-	2
	Sexual Battery (35-42-4-8)		-	-	-	12
	Sexual Conduct in Presence of a Minor (35-42-4-5c)		-	-	1	1
	Sexual Misconduct with a Minor (35-42-4-9)		-	-	1	-
	Stalking (35-45-10-5)		-	-	-	1
	Strangulation (35-42-2-9)		-	2	1	37
	Synthetic ID Deception (35-43-5-3.8)		-	1	4	1
	Theft, Receiving Stolen Property (35-43-4-2)		13	37	101	347
	Unlawful Possession of a Smoking Instrument (16-42-19-17)		-	-	1	-
	Welfare Fraud (35-43-5-7)		-	-	1	1
Level 6 Felony Total			54	211	575	2199
Felony Level	Primary Offense	Secondary Offense	Oct-17		This Calendar Year	
			SEX		SEX	
			F	M	F	M
	Firearm Enhancement (35-50-2-11)		-	-	-	1
	Firearm Enhancement (35-50-2-13)		-	-	1	4
	Habitual Offender (35-50-2-8)		-	-	-	5
	Habitual Offender Controlled Substance (35-50-2-10)		-	1	3	17
	Repeat Sexual Offender Enhancement 35-50-2-14		-	-	-	3
Habitual Off Total			-	1	4	30
Grand Total			Oct-17		This Calendar Year	
			SEX		SEX	
			F	M	F	M
Grand Total			208	978	1951	10099

Note: Offense data may not be available for all offenders at the time this table was prepared.
Only new commitments and probation violations are reported on this table.
Parole and Community Transition Program violators are excluded on this table.
Source: SAS - all.citations_mso.pgm
(15-6)

Indiana Department of Correction
Table 12
Number of New Admissions by Most Serious Offense
Committed to the Indiana Department of Correction

October 2017

Felony Level	Primary Offense	Secondary Offense	Oct-17		This Calendar Year	
			SEX		SEX	
			F	M	F	M
A Felony	Arson (35-43-1-1)		-	-	-	1
	Burglary (35-43-2-1)		-	-	-	2
	Child Molesting (35-42-4-3)		-	5	-	43
	Criminal Deviate Conduct (35-42-4-2)		-	-	-	1
	Dealing Cocaine or Narcotic Drug (35-48-4-1)		-	2	4	27
	Dealing Methamphetamine (35-48-4-1.1)		-	5	4	16
	Dealing Sched I, II, or III Cntrld Sub (35-48-4-2)		-	-	5	8
	Kidnapping (35-42-3-2)		-	-	-	1
	Neglect of a Dependent/Death (35-46-1-4)		-	-	-	1
	Possession of Cocaine or Narcotic Drug (35-48-4-6)		-	1	-	2
	Rape (35-42-4-1)		-	-	-	3
	Robbery (35-42-5-1)		-	-	1	11
	Voluntary Manslaughter (35-42-1-3)		-	-	1	3
A Felony Total			-	13	15	119
Felony Level	Primary Offense	Secondary Offense	Oct-17		This Calendar Year	
			SEX		SEX	
			F	M	F	M
B Felony	Accident/Failure to Stop-Serious Inj/Death (9-26-1-8)		-	-	-	1
	Aggravated Battery (35-42-2-1.5)		1	3	3	21
	Arson (35-43-1-1)		1	2	2	8
	Battery (35-42-2-1)		-	-	-	4
	Battery by Bodily Waste (35-42-2-6)		-	-	-	1
	Burglary (35-43-2-1)		2	23	25	202
	Carjacking (35-42-5-2)		-	1	-	6
	Child Molesting (35-42-4-3)		-	1	-	32
	Criminal Confinement (35-42-3-3)		-	-	-	8
	Criminal Deviate Conduct (35-42-4-2)		-	1	-	3
	Dealing Cocaine or Narcotic Drug (35-48-4-1)		3	11	24	120
	Dealing Methamphetamine (35-48-4-1.1)		3	12	28	107
	Dealing Sched I, II, or III Cntrld Sub (35-48-4-2)		1	5	27	66
	Dealing Sched IV Cntrld Sub (35-48-4-3)		-	-	-	4
	Disarm Law Enforcement Officer (35-44-3-3.5b)		-	-	-	1
	Fail to Stop Accident w/Injury (9-26-1-1)		-	-	-	3
	Felon in Possession of a Firearm (35-47-4-5)		-	4	1	39
	Incest (35-46-1-3)		-	1	1	1
	Neglect of a Dependent (35-46-1-4)		-	-	3	1
	Operating Vehicle Intoxicated/Death (9-30-5-5)		-	-	1	2
	Possession Methamphetamine (35-48-4-6.1)		-	-	2	7
	Possession of Cocaine or Narcotic Drug (35-48-4-6)		1	-	7	3
	Prisoner Poss. Dang Device/Material (35-44-3-9.5)		-	-	-	1
	Rape (35-42-4-1)		-	-	-	8
	Robbery (35-42-5-1)		1	6	4	89
	Security Fraud (23-19-5-1)		-	-	-	1
	Sexual Misconduct with a Minor (35-42-4-9)		-	3	-	29
	Stalking (35-45-10-5)		-	-	-	1
	Vicious Sexual Gratification (35-42-4-5)		-	-	-	1
	Voluntary Manslaughter (35-42-1-3)		-	-	-	1
B Felony Total			13	73	128	771

Felony Level	Primary Offense	Secondary Offense	Oct-17		This Calendar Year	
			SEX		SEX	
			F	M	F	M
C Felony	Arson (35-43-1-1)		-	-	1	1
	Assisting a Criminal (35-44-3-2)		-	-	1	3
	Auto Theft, Receiving Stolen Parts (35-43-4-2.5)		-	-	-	1
	Battery (35-42-2-1)		1	3	5	45
	Battery by Bodily Waste (35-42-2-6)		-	-	1	-
	Bribery (35-44-1-1)		-	1	-	1
	Burglary (35-43-2-1)		1	4	10	80
	Carrying Handgun w/o License (35-47-2-23)		-	1	-	4
	Child Exploitation (35-42-4-4)		-	-	-	4
	Child Molesting (35-42-4-3)		-	-	1	34
	Child Seduction (35-42-4-7)		-	-	1	-
	Child Solicitation (35-42-4-6)		-	-	-	2
	Contribute to Delinquency (35-46-1-8)		-	1	-	2
	Controlled Substance Registration (35-48-4-14)		-	-	1	-
	Corrupt Business Influence (35-45-6-2)		-	-	3	7
	Criminal Confinement (35-42-3-3)		-	-	-	7
	Criminal Recklessness (35-42-2-2)		-	-	-	5
	Dealing Marijuana, Hash Oil, or Hashish (35-48-4-10)		-	-	-	2
	Dealing Sched IV Controlled Substance (35-48-4-3)		-	-	2	1
	Dealing/Poss. Look-Alike Subs (35-48-4-4.6)		-	-	1	1
	Disarm/Attempt to Disarm an Officer (35-44.1-3-2)		-	-	-	1
	Driving After Forfeiture (9-12-3-2)		-	-	-	1
	Escape/Failure to Return (35-44-3-5)		1	-	2	2
	Failure to Register as a Sex Offender (11-8-8-17)		-	1	-	3
	Firearm w/in One Mile of School (35-47-2-1)		-	-	-	9
	Forgery (35-43-5-2)		4	5	43	53
	Fraud on Financial Institution (35-43-5-8)		-	1	6	5
	Handgun Violation (35-47-2-7)		-	1	-	4
	Intimidation (35-45-2-1)		-	-	-	16
	Involuntary Manslaughter (35-42-1-4)		-	-	-	1
	Neglect of a Dependent (35-46-1-4)		-	1	3	4
	Non-Support of Dependent Child (35-46-1-5)		-	3	5	48
	Obliterating Handgun I.D. (35-47-2-18)		-	-	-	1
	Operating Vehicle Intoxicated/Injury (9-30-5-4)		-	1	-	1
	Operating Vehicle w/Lifetime Suspension (9-30-10-17)		-	-	3	32
	Operating Vehicle-Habitual Violation (9-30-10-16)		-	-	-	1
	Possession Methamphetamine (35-48-4-6.1)		-	1	2	8
	Possession of Cocaine or Narcotic Drug (35-48-4-6)		-	1	2	10
	Possession of Controlled Substance (35-48-4-7)		1	-	3	6
	Possession of Precursors (35-48-4-14.5)		-	-	1	6
	Promoting Prostitution (35-45-4-4)		-	-	-	3
	Reckless Homicide (35-42-1-5)		-	-	1	4
	Robbery (35-42-5-1)		-	2	4	25
	Security Fraud (23-19-5-1)		-	-	-	2
	Sexual Battery (35-42-4-8)		-	-	-	1
	Sexual Misconduct with a Minor (35-42-4-9)		-	4	1	23
	Stalking (35-45-10-5)		-	-	-	1
	Theft, Receiving Stolen Property (35-43-4-2)		-	-	2	1
	Trafficking with an Inmate (35-44-3-9)		1	-	3	-
	Welfare Fraud (35-43-5-7)		-	-	4	-
C Felony Total			9	31	112	472

Felony Level	Primary Offense	Secondary Offense	Oct-17		This Calendar Year	
			SEX		SEX	
			F	M	F	M
D Felony	Arson (35-43-1-1)		-	-	1	2
	Assisting a Criminal (35-44-3-2)		1	-	1	-
	Auto Theft, Receiving Stolen Parts (35-43-4-2.5)		-	-	-	4
	Battery (35-42-2-1)		1	-	3	4
	Battery by Bodily Waste (35-42-2-6)		-	-	-	2
	Check Deception (35-43-5-5)		-	-	-	1
	Check Fraud (35-43-5-12)		-	-	1	3
	Child Solicitation (35-42-4-6)		-	-	-	2
	Controlled Substance Registration (35-48-4-14)		-	-	-	1
	Criminal Confinement (35-42-3-3)		-	-	-	3
	Criminal Mischief (35-43-1-2)		-	-	-	1
	Criminal Recklessness (35-42-2-2)		-	-	-	6
	Cultivation of Marijuana (35-48-4-1)		-	-	-	1
	Dealing Counterfeit Substance (35-48-4-5)		-	-	-	1
	Dealing Marijuana, Hash Oil, or Hashish (35-48-4-10)		-	-	1	5
	Dealing Subs. Represent as Contrl'd Subs. (35-48-4-4.5)		-	-	-	2
	Dissemination of Matter Harmful to Minor (35-49-3-3)		-	-	-	2
	Domestic Battery (35-42-2-1.3)		-	1	-	10
	Driving While Intoxicated (9-11-2-3)		-	-	-	1
	Driving While Suspended/Oper Veh HTV (9-30-10-16)		1	3	2	18
	Dump Controlled Substance Waste (38-48-4-4.1)		-	-	-	1
	Failure to Register as a Sex Offender (11-8-8-17)		-	1	-	4
	Failure to Return to Lawful Detention (35-44-3-5)		-	1	-	8
	Failure to Warn Comm Disease (35-42-1-9)		-	-	-	1
	Forgery, Counterfeit (35-43-5-2)		-	-	-	2
	Fraud (35-43-5-4)		-	-	3	5
	Home Improvement Fraud (35-43-6-12)		-	-	-	1
	Identity Deception (35-43-5-3.5)		-	-	2	2
	Intimidation (35-45-2-1)		-	1	-	6
	Invasion of Privacy (35-46-1-15.1)		-	-	1	-
	Maintaining a Common Nuisance (35-48-4-13)		1	1	5	7
	Neglect of a Dependent (35-46-1-4)		1	-	2	2
	Non-Support of a Child (35-46-1-5)		-	1	4	22
	Operating Vehicle Intox-Prior (9-30-5-3)		-	2	1	28
	Operating Vehicle Intoxicated-Contrl'd Sub (9-30-5-1)		-	-	1	2
	Operating Vehicle Intoxicated-Endanger (9-30-5-2)		-	-	2	5
	Operating Vehicle Intoxicated-Serious Injury (9-30-5-4)		-	-	-	6
	Perjury (35-44-2-1)		-	-	-	2
	Pointing a Firearm (35-47-4-3)		-	-	-	2
	Poss. of Marijuana, Hash Oil, or Hashish (35-48-4-11)		-	3	3	11
	Possession - Syringe/Needle (16-42-19-18)		1	-	7	2
	Possession of Cocaine or Narcotic Drug (35-48-4-6)		1	3	11	14
	Possession of Controlled Substance (35-48-4-7)		1	2	5	23
	Possession of Methamphetamine (35-48-4-6.1)		-	2	6	8
	Possession of Paraphernalia (35-48-4-8.3)		-	-	-	1
	Possession of Precursors (35-48-4-14.5)		-	-	2	3
	Prostitution (35-45-4-2)		-	-	2	-
	Residential Entry (35-43-2-1.5)		-	-	-	4
	Resisting Law Enforcement (35-44-3-3)		-	2	-	11
	Sexual Battery (35-42-4-8)		-	1	-	3
	Sexual Misconduct with a Minor (35-42-4-9)		-	-	-	1
	Strangulation (35-42-2-9)		-	-	-	3
	Synthetic ID Deception (35-43-5-3.8)		-	-	-	1
	Theft, Receiving Stolen Property (35-43-4-2)		2	7	38	93
	Unlawful Possession of Smoking Instrument (16-42-19-17)		-	-	-	1
	Welfare Fraud (35-43-5-7)		-	-	-	2
D Felony Total			10	31	104	356

Felony Level	Primary Offense	Secondary Offense	Oct-17		This Calendar Year	
			SEX		SEX	
			F	M	F	M
Level 1 Felony	Aggravated Battery (35-42-2-1.5)		-	-	-	1
	Aiding, Inducing or Causing an Offense (35-41-2-4)	Burglary (35-43-2-1)	-	-	1	-
		Child Molesting (35-42-4-3)	-	-	1	-
	Attempt to Commit a Felony (35-41-5-1)	Child Molesting (35-42-4-3)	-	-	-	1
		Murder (35-42-1-1)	-	1	1	17
		Rape (35-42-4-1)	-	-	-	1
	Burglary (35-43-2-1)		-	1	-	5
	Child Molesting (35-42-4-3)		-	7	3	66
	Conspiracy (35-41-5-2)	Child Molesting (35-42-4-3)	-	-	1	-
		Murder (35-42-1-1)	-	-	1	1
	Neglect of a Dependent/Death (35-46-1-4)		-	1	5	8
	Rape (35-42-4-1)		-	1	-	8
Level 1 Felony Total			-	11	13	108

Felony Level	Primary Offense	Secondary Offense	Oct-17		This Calendar Year	
			SEX		SEX	
			F	M	F	M
Level 2 Felony	Aiding, Inducing or Causing an Offense (35-41-2-4)	Burglary (35-43-2-1)	1	-	1	1
		Dealing Methamphetamine (35-48-4-1.1)	-	-	-	1
		Robbery (35-42-5-1)	-	-	-	1
		Voluntary Manslaughter (35-42-1-3)	-	-	-	1
	Arson (35-43-1-1)		-	-	-	1
	Attempt to Commit a Felony (35-41-5-1)	Dealing Methamphetamine (35-48-4-1.1)	-	-	1	-
		Robbery (35-42-5-1)	-	-	-	2
	Battery (35-42-2-1)		-	-	-	1
	Burglary (35-43-2-1)		-	4	2	47
	Child Molesting (35-42-4-3)		-	1	-	2
	Conspiracy (35-41-5-2)	Burglary (35-43-2-1)	-	1	-	2
		Dealing Cocaine or Narcotic Drug (35-48-4-1)	-	-	-	1
		Dealing Methamphetamine (35-48-4-1.1)	1	1	3	3
		Robbery (35-42-5-1)	-	-	1	1
	Dealing Cocaine or Narcotic Drug (35-48-4-1)		1	14	7	91
	Dealing Methamphetamine (35-48-4-1.1)		5	9	26	91
	Dealing Sched I, II, or III Cntrld Sub (35-48-4-2)		-	-	-	3
	Kidnapping (35-42-3-2)		-	-	-	2
	Possession - Destruct Device (35-47.5-5-2)		-	1	-	2
	Robbery (35-42-5-1)		-	2	4	22
	Voluntary Manslaughter (35-42-1-3)		2	-	3	16
		Firearm Enhancement (35-50-2-11)	-	-	-	1
Level 2 Felony Total			10	33	48	292

Felony Level	Primary Offense	Secondary Offense	Oct-17		This Calendar Year	
			SEX		SEX	
			F	M	F	M
Level 3 Felony	Accident/Failure to Stop-Serious Inj/Death (9-26-1-1.1)		-	2	3	10
	Aggravated Battery (35-42-2-1.5)		2	9	7	68
	Aiding, Inducing or Causing an Offense (35-41-2-4)	Aggravated Battery (35-42-2-1.5)	-	-	-	1
		Dealing Cocaine or Narcotic Drug (35-48-4-1)	-	-	-	1
		Dealing Methamphetamine (35-48-4-1.1)	-	1	-	1
		Neglect of a Dependent/Death (35-46-1-4)	-	-	1	-
		Robbery (35-42-5-1)	-	-	1	6
	Attempt to Commit a Felony (35-41-5-1)	Aggravated Battery (35-42-2-1.5)	-	-	1	3
		Rape (35-42-4-1)	-	-	-	2
		Robbery (35-42-5-1)	1	-	1	14
	Battery (35-42-2-1)		-	-	1	10
	Burglary (35-43-2-1)		1	2	1	13
	Child Molesting (35-42-4-3)		-	3	1	28
	Conspiracy (35-41-5-2)	Dealing Methamphetamine (35-48-4-1.1)	-	-	1	1
		Robbery (35-42-5-1)	-	-	2	10
	Criminal Confinement (35-42-3-3)		-	1	3	39
	Dealing Cocaine or Narcotic Drug (35-48-4-1)		2	5	13	41
	Dealing Methamphetamine (35-48-4-1.1)		-	5	12	42
	Dealing Sched I, II, or III Cntrld Sub (35-48-4-2)		-	-	5	5
	Dealing Sched IV Cntrld Sub (35-48-4-3)		-	-	-	2
	Human Sexual Trafficking (35-42-3.5-1)		-	-	2	-
	Kidnapping (35-42-3-2)		-	-	-	1
	Neglect of a Dependent/Death (35-46-1-4)		-	1	8	8
	Possession of Cocaine or Narcotic Drug (35-48-4-6)		1	1	2	14
	Possession of Methamphetamine (35-48-4-6.1)		-	2	4	24
	Rape (35-42-4-1)		-	2	-	28
	Resisting Law Enforcement (35-44.1-3-1)		-	-	-	2
	Robbery (35-42-5-1)		2	24	17	227
		Firearm Enhancement (35-50-2-11)	-	-	-	1
Level 3 Felony Total			9	58	86	602

Felony Level	Primary Offense	Secondary Offense	Oct-17		This Calendar Year		
			SEX		SEX		
			F	M	F	M	
Level 4 Felony	Accident/Failure to Stop-Serious Inj/Death (9-26-1-8)		-	-	-	1	
	Aiding, Inducing or Causing an Offense (35-41-2-4)	Aiding/Robbey with Armed Force or Threat (35-4-3-1-1)	-	-	1	-	
		Arson (35-43-1-1)	-	-	1	-	
		Burglary (35-43-2-1)	-	-	-	4	
		Dealing Cocaine or Narcotic Drug (35-48-4-1)	-	-	-	2	
		Dealing Methamphetamine (35-48-4-1.1)	-	-	2	1	
	Arson (35-43-1-1)		-	4	8	22	
	Attempt to Commit a Felony (35-41-5-1)	Arson (35-43-1-1)	-	-	-	1	
		Burglary (35-43-2-1)	-	-	1	3	
		Dealing Methamphetamine (35-48-4-1.1)	-	-	1	1	
	Battery (35-42-2-1)		-	-	-	2	
	Burglary (35-43-2-1)		6	25	55	276	
	Child Molesting (35-42-4-3)		-	4	-	84	
	Child Solicitation (35-42-4-6)		-	2	-	6	
	Conspiracy (35-41-5-2)	Burglary (35-43-2-1)	-	1	-	4	
		Dealing Cocaine or Narcotic Drug (35-48-4-1)	-	1	2	3	
		Dealing Methamphetamine (35-48-4-1.1)	1	-	2	-	
		Dealing Sched IV Cntrld Sub (35-48-4-3)	-	-	-	1	
	Dealing Cocaine or Narcotic Drug (35-48-4-1)		-	11	24	82	
	Dealing Methamphetamine (35-48-4-1.1)		7	11	45	94	
	Dealing Sched I, II, or III Cntrld Sub (35-48-4-2)		1	1	6	7	
	Dealing Sched IV Controlled Substance (35-48-4-3)		-	-	1	1	
	Escape 35-44.1-3-4		-	-	-	2	
	Felon in Possession of a Firearm (35-47-4-5)		-	13	3	153	
	Incest (35-46-1-3)		-	-	-	1	
	Manufacturing Meth (35-48-4-1.2)		-	-	1	-	
	Operating Vehicle Intoxicated/Death (9-30-5-5)		-	-	4	10	
	Possession of Cocaine or Narcotic Drug (35-48-4-6)		-	4	3	17	
	Possession of Dangerous Device (35-44.1-3-7)		-	-	-	2	
	Possession of Methamphetamine (35-48-4-6.1)		2	1	13	22	
	Promoting Prostitution, under 18 (35-45-4-4)		-	-	-	2	
	Sexual Battery (35-42-4-8)		-	-	-	2	
	Sexual Misconduct with a Minor (35-42-4-9)		-	5	4	39	
	Vicarious Sexual Gratification (35-42-4-5)		-	-	-	1	
	Level 4 Felony Total			17	83	177	846

Felony Level	Primary Offense	Secondary Offense	Oct-17		This Calendar Year	
			SEX		SEX	
			F	M	F	M
Level 5 Felony	Accident/Failure to Stop-Serious Inj/Death (9-26-1-8)		-	-	1	7
	Aiding, Inducing or Causing an Offense (35-41-2-4)	Burglary (35-43-2-1)	1	-	2	4
		Criminal Recklessness (35-42-2-2)	-	1	-	1
		Dealing Cocaine or Narcotic Drug (35-48-4-1)	-	1	1	3
		Dealing in Methamphetamine (35-48-4-1.1)	-	-	4	4
		Escape (35-44.1-3-4)	-	-	1	-
		Robbery (35-42-5-1)	1	1	2	3
		Trafficking with an Inmate (35-44.1-3-5)	-	-	-	2
	Assisting a Criminal (35-44.1-2-5)		-	1	1	3
	Attempt to Commit a Felony (35-41-5-1)	Battery (35-42-2-1)	1	-	2	1
		Burglary (35-43-2-1)	-	1	-	9
		Dealing Cocaine or Narcotic Drug (35-48-4-1)	-	-	-	1
		Dealing in Methamphetamine (35-48-4-1.1)	-	-	1	-
		Escape (35-44.1-3-4)	-	1	-	2
		Robbery (35-42-5-1)	-	2	2	7
		Trafficking with an Inmate (35-44.1-3-6)	1	-	1	-
	Battery (35-42-2-1)		5	22	51	289
	Bribery (35-44.1-1-2)		-	1	-	2
	Burglary (35-43-2-1)		4	23	25	284
	Check Deception (35-43-5-5)		-	-	-	1
	Child Exploitation (35-42-4-4)		-	1	-	11
	Child Pornography (35-42-4-4(C))		-	1	-	2
	Child Possession of a Firearm (35-47-10-5)		-	1	-	1
	Child Solicitation (35-42-4-6)		-	-	2	15
	Conspiracy (35-41-5-2)	Burglary (35-43-2-1)	-	-	-	2
		Criminal Confinement (35-42-3-3)	-	-	1	-
		Dealing Cocaine or Narcotic Drug (35-48-4-1)	-	-	1	1
		Dealing Marijuana, Hash Oil, or Hashish (35-48-4-1.1)	-	-	-	1
		Dealing Methamphetamine (35-48-4-1.1)	-	-	-	1
		Dealing in Methamphetamine (35-48-4-1.1)	1	-	2	3
		Fraud on Financial Institution (35-43-5-8)	1	-	1	2
		Robbery (35-42-5-1)	-	1	-	3
		Trafficking with an Inmate (35-44.1-3-5)	-	-	-	2
	Controlled Substance Registration (35-48-4-14)		-	-	-	1
	Conversion (35-43-4-3)		-	-	-	2
	Corrupt Business Influence (35-45-6-2)		1	1	9	13
	Criminal Confinement (35-42-3-3)		-	2	-	43
	Criminal Recklessness (35-42-2-2)		-	2	2	19
	Dangerous Control of a Handgun (35-47-10-6)		-	-	-	2
	Dealing Cocaine or Narcotic Drug (35-48-4-1)		5	12	40	115
	Dealing Marijuana, Hash Oil, or Hashish (35-48-4-10)		-	-	-	8
	Dealing Methamphetamine (35-48-4-1.1)		2	9	27	92
	Dealing Sched I, II, or III Cntrld Sub (35-48-4-2)		1	-	9	7

Felon Level	Primary Offense	Secondary Offense	Oct-17		This Calendar Year	
			SEX	SEX	SEX	SEX
			F	M	F	M
Level 5 Felony	Dealing Sched IV Contrld Sub (35-48-4.3)		-	-	1	3
Cont.	Dealing in Methamphetamine (35-48-4-1.1)		2	20	38	157
	Dealing/Poss. Look-Alike Subs (35-48-4-4.6)		1	-	4	11
	Disarm/Attempt to Disarm an Officer (35-44.1-3-2)		-	-	-	4
	Domestic Battery (35-42-2-1.3)		-	13	4	74
	Driving Suspended/Death (9-24-19-4)		-	-	-	1
	Escape (35-44.1-3-4)		3	4	9	34
	Failure to Register as a Sex Offender (11-8-8-17)		-	6	-	59
	Firearm w/in One Mile of School (35-47-2-1)		-	22	5	206
	Fraud on Financial Institution (35-43-5-8)		1	6	11	31
	Home Improvement Fraud (35-43-6-12)		-	-	-	2
	Insurance Fraud (35-43-5-4.5)		-	-	-	2
	Intimidation (35-45-2-1)		-	5	1	56
	Kidnapping (35-42-3-2)		-	-	-	7
	Neglect of a Dependent/Death (35-46-1-4)		1	3	12	9
	Non-Support of Dependent Child (35-46-1-5)		-	1	1	8
	Obliterating Handgun I.D. (35-47-2-18)		-	-	-	10
	Oper Veh Aft Life Susp (9-30-10-17)		2	17	11	193
	Habitual Offender Controlled Substance (35-50-2)		-	-	-	2
	Operating Vehicle Intox-Prior (9-30-5-3)		-	-	-	1
	Operating Vehicle Intoxicated-Contrld Sub (9-30-5-1)		-	-	-	2
	Operating Vehicle Intoxicated/Death (9-30-5-5)		-	1	1	6
	Operating Vehicle Intoxicated/Injury (9-30-5-4)		-	-	-	1
	Possession OF Dangerous Device (35-44.1-3-7)		-	2	1	10
	Possession of Cocaine or Narcotic Drug 35-48-4-6		2	10	13	66
	Possession of Precursors (35-48-4-14.5)		-	-	-	1
	Possession of Syringes or Needles (16-42-19-18)		1	1	18	22
	Possession/Use of Legend Drug (16-42-19-13)		-	1	-	1
	Promoting Prostitution (35-45-4-4)		-	1	-	4
	Reckless Homicide (35-42-1-5)		-	1	-	10
	Resisting Law Enforcement (35-44.1-3-1)		-	-	-	3
	Robbery (35-42-5-1)		2	9	14	110
	Sexual Misconduct with Service Provider (35.44.1-3-10)		-	1	-	1
	Sexual Misconduct with a Minor (35-42-4-9)		-	3	3	28
	Stalking (35-45-10-5)		-	-	-	16
	Theft, Receiving Stolen Property (35-43-4-2)		-	-	2	6
	Trafficking with an Inmate (35-44.1-3-5)		1	2	10	11
	Unlawful Transfer of Handgun Ownership (35-47-2-7(B))		1	-	-	1
	Vicarious Sexual Gratification (35-42-4-5)		-	-	-	1
Level 5 Felony Total			41	213	349	2139

Felon Level	Primary Offense	Secondary Offense	Oct-17		This Calendar Year	
			SEX	SEX	SEX	SEX
			F	M	F	M
Level 6 Felony	Aiding in Manufacture of Sch II Cont Subst (35-48-4-2)		-	-	2	-
	Aiding, Inducing or Causing an Offense (35-41-2-4)	Maintaining Common Nuisance (35-48-4-13)	-	-	1	-
	Arson (35-43-1-1)		-	-	-	1
	Attempt to Commit a Felony (35-41-5-1)	Forgery, Counterfeiting, Application Fraud (35-4	-	-	-	1
	Auto Theft, Receiving Stolen Parts (35-43-4-2.5)		-	6	3	32
	Battery 35-42-2-1		1	3	5	33
	Conspiracy (35-41-5-2)	Check Fraud (35-43-5-12)	-	-	-	1
	Criminal Confinement (35-42-3-3)		-	2	1	7
	Criminal Confinement (35-42-3-3)		-	2	-	20
	Criminal Recklessness (35-42-2-2)		1	1	1	21
	Criminal Trespass (35-43-2-2)		-	-	-	1
	Cruelty to Animals (35-46-3-12)		-	-	-	1
	Dealing Marijuana, Hash Oil, or Hashish (35-48-4-10)		-	1	-	3
	Dealing Sched I, II, or III Contrld Sub (35-48-4-2(A))		-	1	-	1
	Dealing/Poss. Look-Alike Subs (35-48-4-11.5)		-	-	-	3
	Escape 35-44.1-3-4		3	-	16	26
	Fail to Reg Sex Off (11-8-8-17)		-	1	-	7
	Failure to Appear (35-44.1-2-9)		-	-	-	1
	Failure to Return to Acc Result Serious Inj (9-26-1-1(2))		-	-	-	1
	Forgery, Counterfeiting, Application Fraud (35-43-5-2)		-	1	6	15
	Habitual Veh Subst Offender Enhance (9-30-15.5-2)		1	-	1	-
	Home Improvement Fraud (35-43-6-12)		-	-	-	2
	Identity Deception (35-43-5-3.5)		1	-	4	6
	Insurance Fraud (35-43-5-4.5)		-	-	4	6
	Intimidation (35-45-2-1)		-	2	-	24
	Invasion of Privacy (35-46-1-15.1)		-	-	-	12
	Maintaining Common Nuisance (35-48-4-13)		1	1	11	15
	Malicious Mischief Body F/W (35-45-16-2(c))		-	-	-	1
	Neglect of a Dependent/Death (35-46-1-4)		-	-	6	1
	Non-Support of Dependent Child (35-46-1-5)		-	-	-	3
	Obstruction of Justice (35-44.1-2-2)		-	-	2	4
	Oper Vehicle-Intox-Prev Conv (9-30-5-3)		-	2	2	17
	Habitual Offender Controlled Substance (35-50-2)		-	1	-	6
	Operating Vehicle Intoxicated-Contrld Sub (9-30-5-1)		-	1	3	3
	Habitual Offender Controlled Substance (35-50-2)		-	1	-	1
	Operating Vehicle Intoxicated-Endanger (9-30-5-2)		-	2	7	24
	Habitual Offender Controlled Substance (35-50-2)		-	2	1	6
	Operating Vehicle-Habitual Violation (9-30-10-16)		-	3	2	18
	Habitual Offender Controlled Substance (35-50-2)		-	-	-	1
	Perjury (35-44.1-2-1)		-	-	-	3
	Pointing a Firearm (35-47-4-3)		-	-	-	2
	Poss Paraphernalia (35-48-4-8.3)		-	-	-	1
	Poss Precursors (35-48-4-14.5)		-	-	1	3
	Possession Sched IV Contrld Sub w/in 1,000 ft (35-48-4-7)		-	1	-	2
	Possession of Cocaine or Narcotic Drug (35-48-4-6)		2	4	26	37
	Habitual Offender Controlled Substance (35-50-2)		-	-	-	-
	Possession of Methamphetamine (35-48-4-6.1)		2	2	24	65
	Possession of Syringes or Needles (16-42-19-18)		1	4	8	23
	Possession or Use of Legend Drug (16-42-19-13)		-	1	1	5
	Prostitution (35-45-4-2)		-	-	2	-
	Residential Entry (35-43-2-1.5)		-	2	1	19
	Resisting Law Enforc (35-44.1-3-1)		-	3	1	23
	Sexual Battery (35-42-4-8)		-	-	-	1
	Stalking (35-45-10-5)		-	-	-	1
	Strangulation (35-42-2-9)		-	-	1	11
	Synthetic ID Deception (35-43-5-3.8)		-	1	2	1
	Theft, Receiving Stolen Property (35-43-4-2)		7	9	46	116
Level 6 Felony Total			20	60	192	638

Felon Level	Primary Offense	Secondary Offense	Oct-17		This Calendar Year	
			SEX	SEX	SEX	SEX
			F	M	F	M
Habitual Off	Habitual Offender Controlled Substance (35-50-2-10)		-	-	-	2
Habitual Off Total			-	-	-	2

Felon Level	Primary Offense	Secondary Offense	Oct-17		This Calendar Year	
			SEX	SEX	SEX	SEX
			F	M	F	M
Murder (35-42-1-1)	Murder (35-42-1-1)		1	7	5	73
		Firearm Enhancement (35-50-2-11)	-	-	-	1
Murder Total			1	7	5	74

			Oct-17		This Calendar Year	
			42614		SEX	
			F	M	F	M
Grand Total			130	613	1229	6419

Note: Offense data may not be available for all offenders at the time this table was prepared.
Only new commitments and probation violations are reported on this table.
Parole and Community Transition Program violators are excluded on this table.
Source: SAS - all.citations_mso.pgm

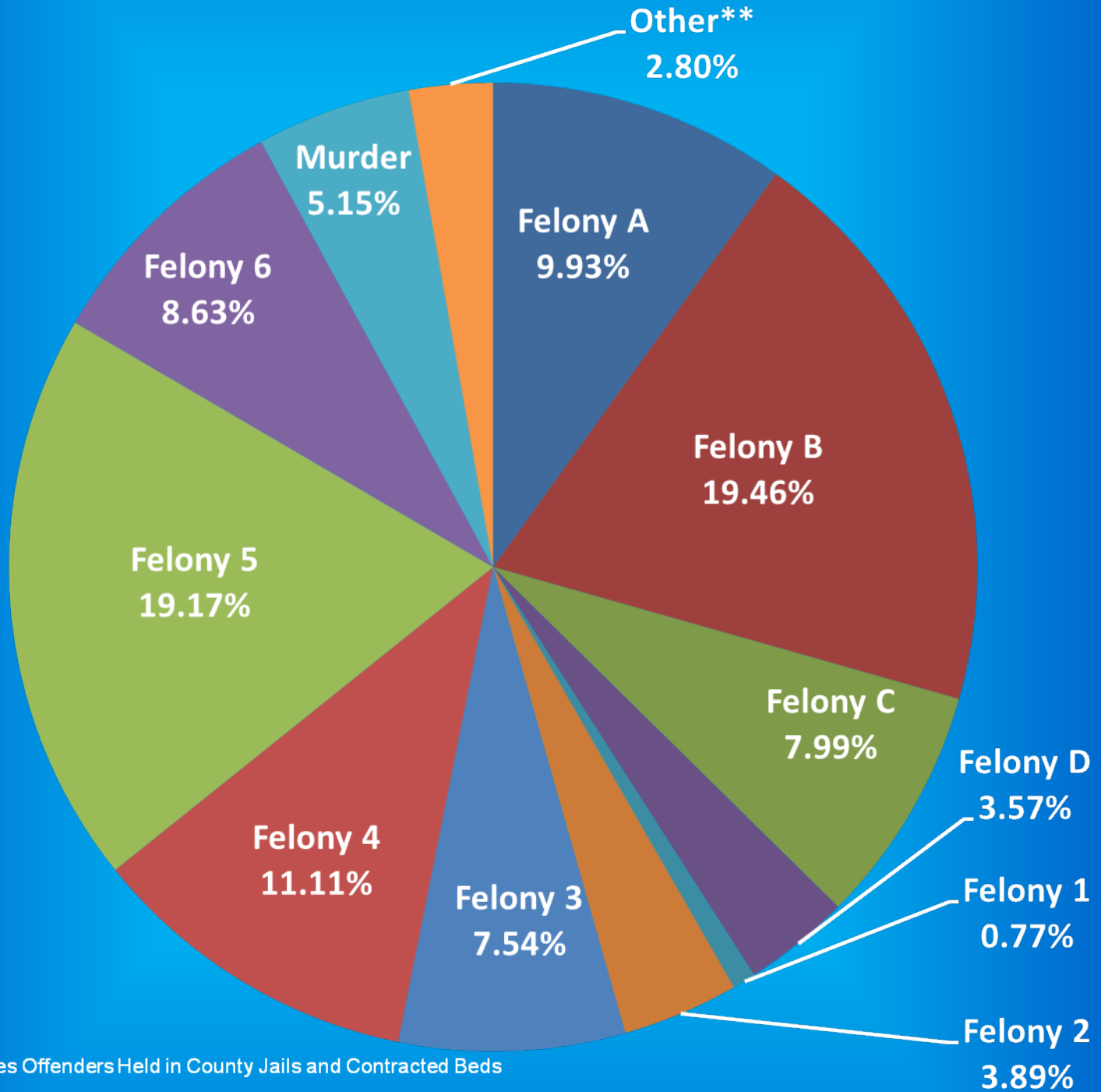
Indiana Department of Correction

Graph A

Female Population by Most Serious Offense Felony Level*

November 01, 2017

N = 2,417



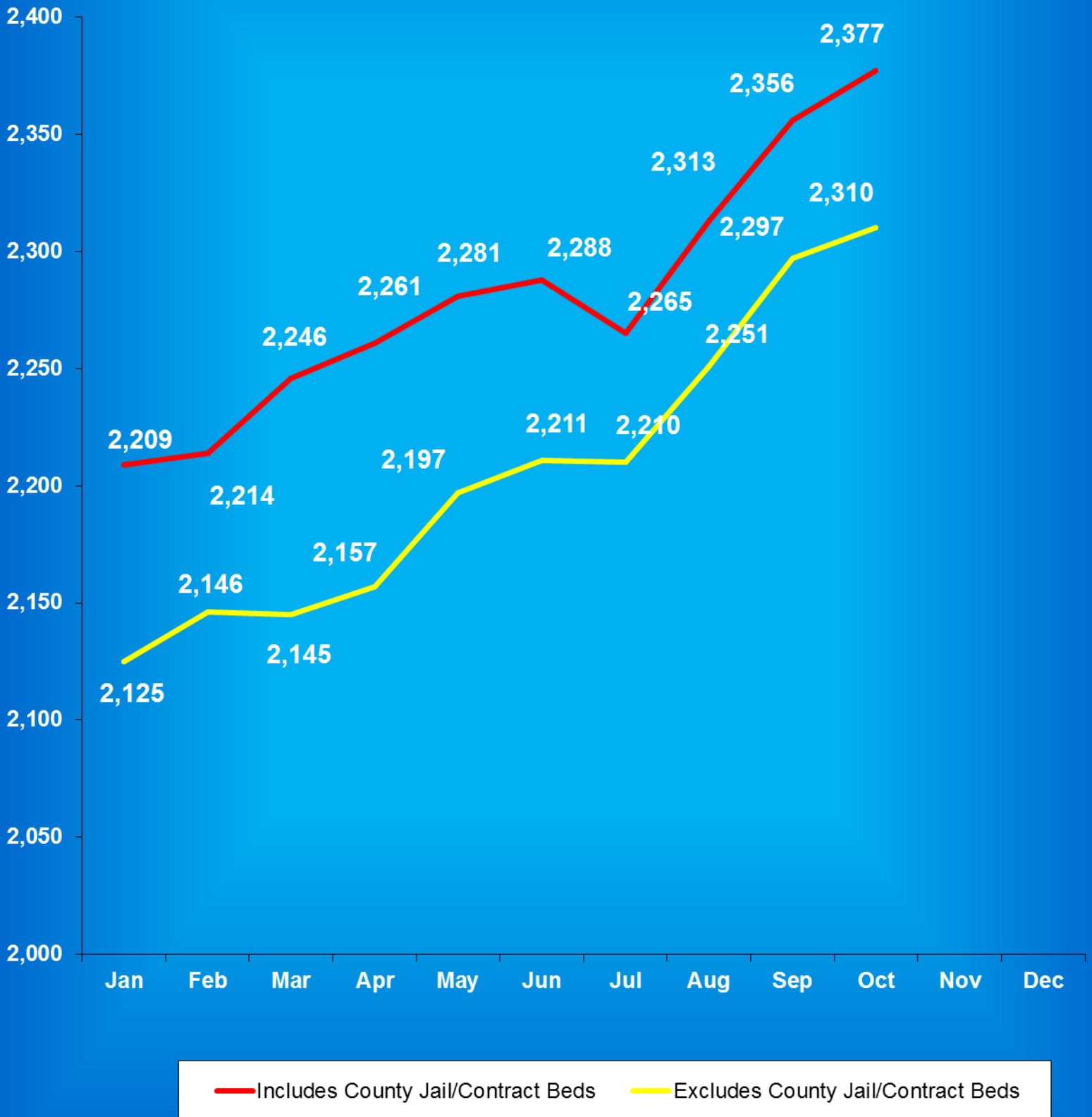
* Includes Offenders Held in County Jails and Contracted Beds

** Other includes Safekeepers, Predispositions, Habitual Offenders, Misdemeanants, and Unknowns

Indiana Department of Correction

Graph B

Average Daily Adult Female Offender Populations
Calendar Year 2017

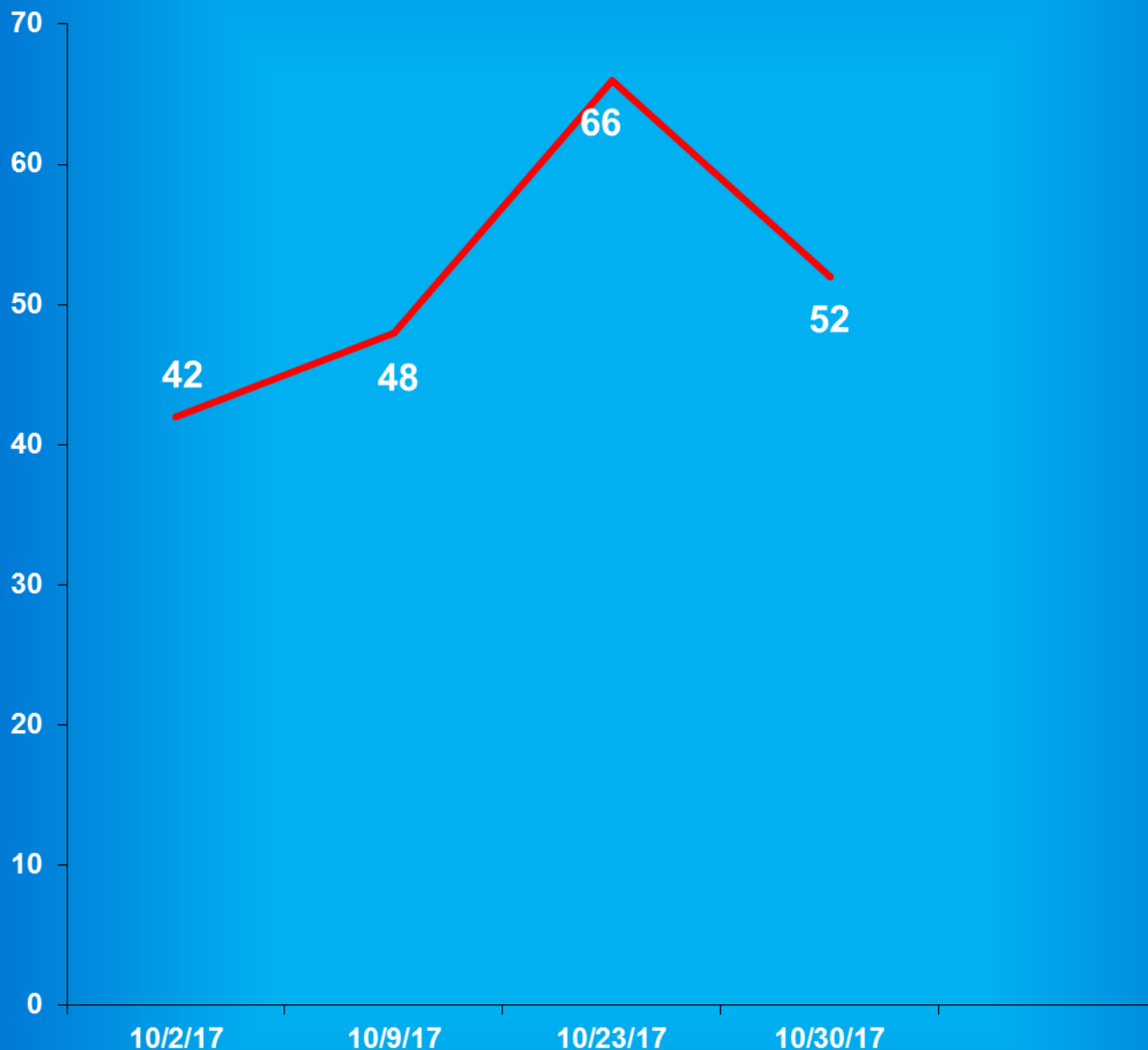


Indiana Department of Correction

Graph C

Adult Females Held in County Jails

October 2017



- Offenders held in county jails are newly sentenced offenders with completed court documents who are awaiting transfer to a DOC facility.

- Jail counts are a dynamic number that are affected by a variety of factors, including; sentencing trends, available DOC beds, and intake process completion.

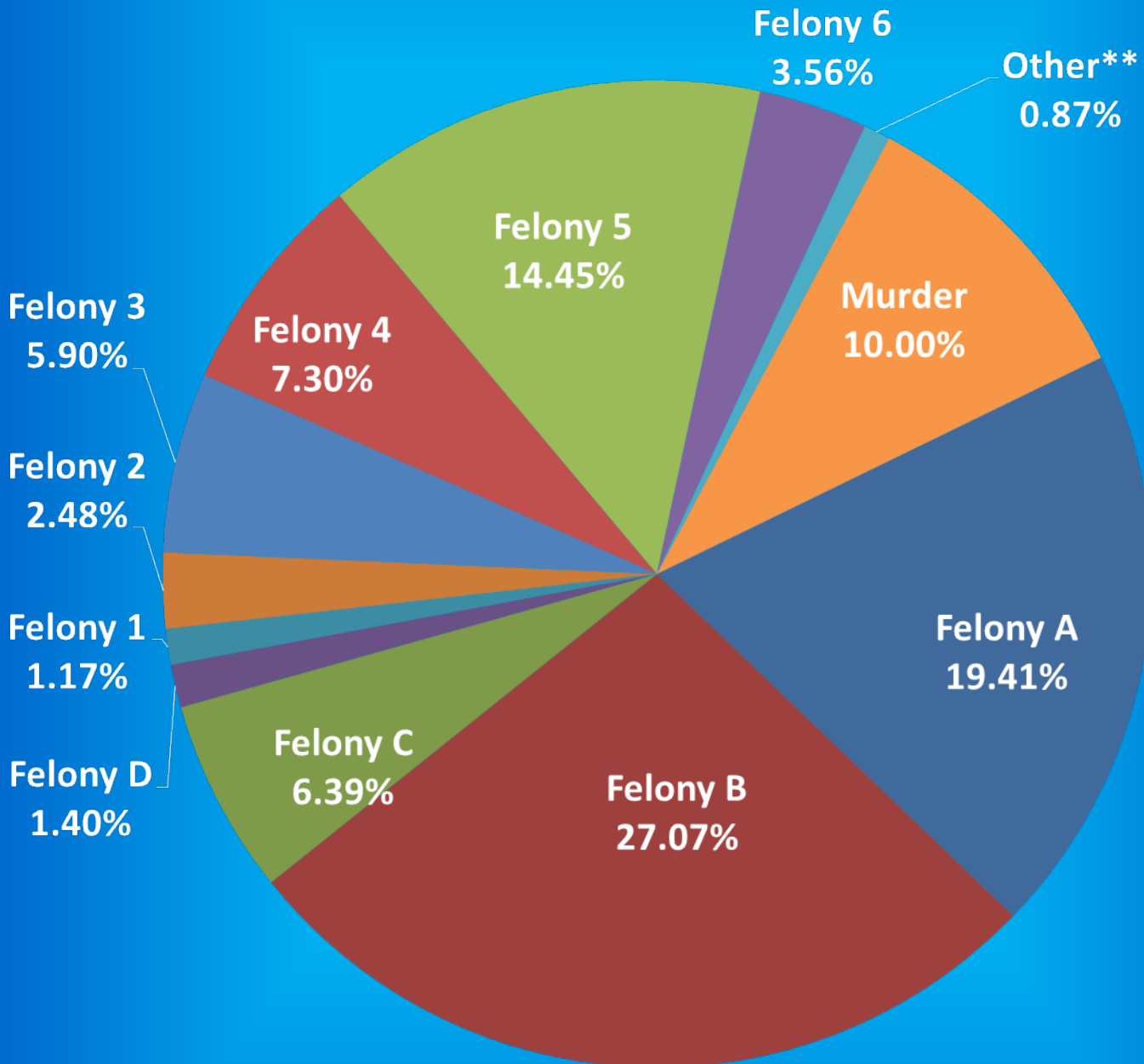
Indiana Department of Correction

Graph D

Male Population by Most Serious Offense Felony Level*

November 01, 2017

N = 23,668



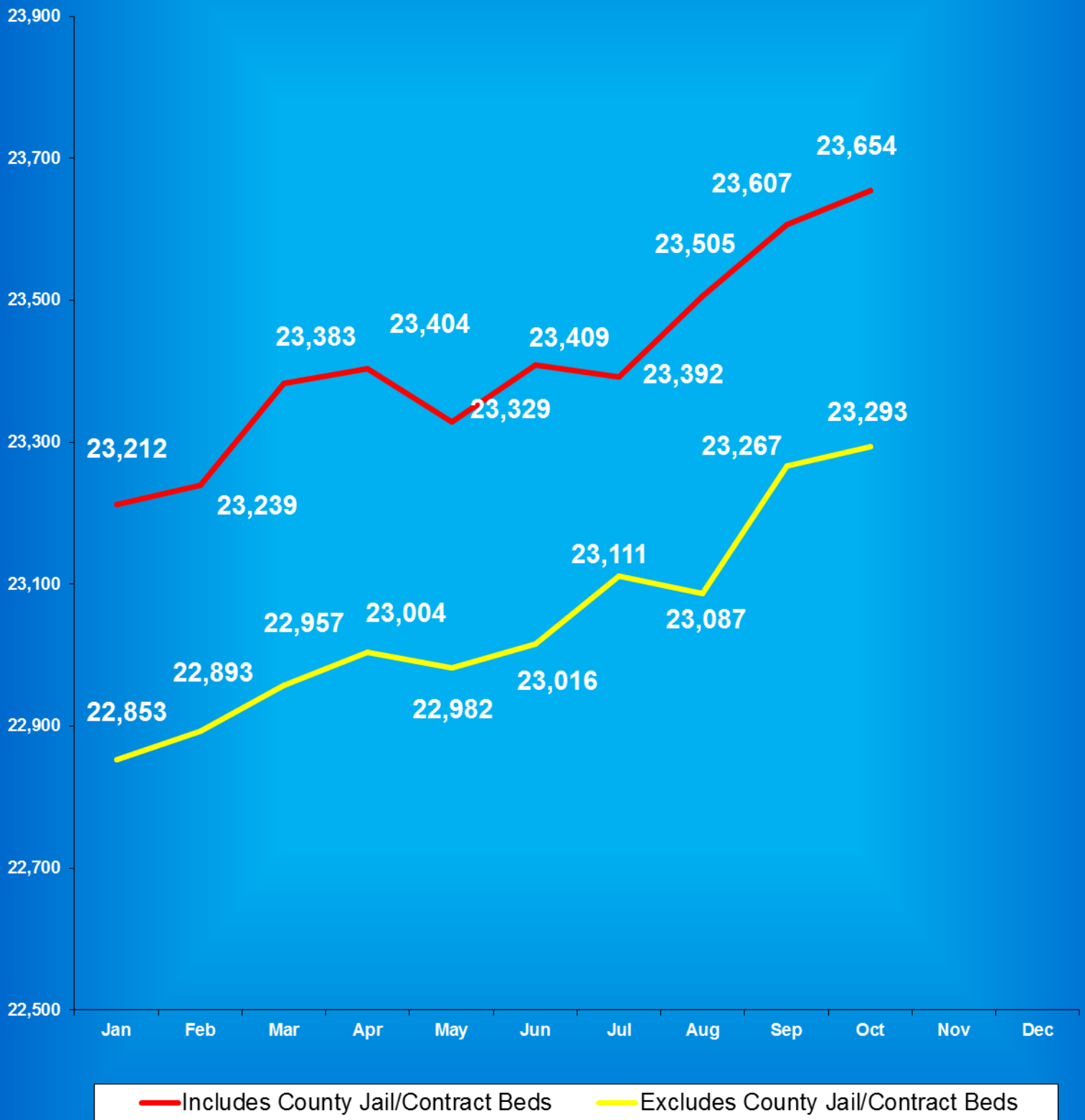
• Includes Offenders Held in County Jails and Contracted Beds

** Other includes Safekeepers, Predispositions, Habitual Offenders, Misdemeanants, and Unknowns

Indiana Department of Correction

Graph E

Average Daily Adult Male Offender Populations Calendar Year 2017

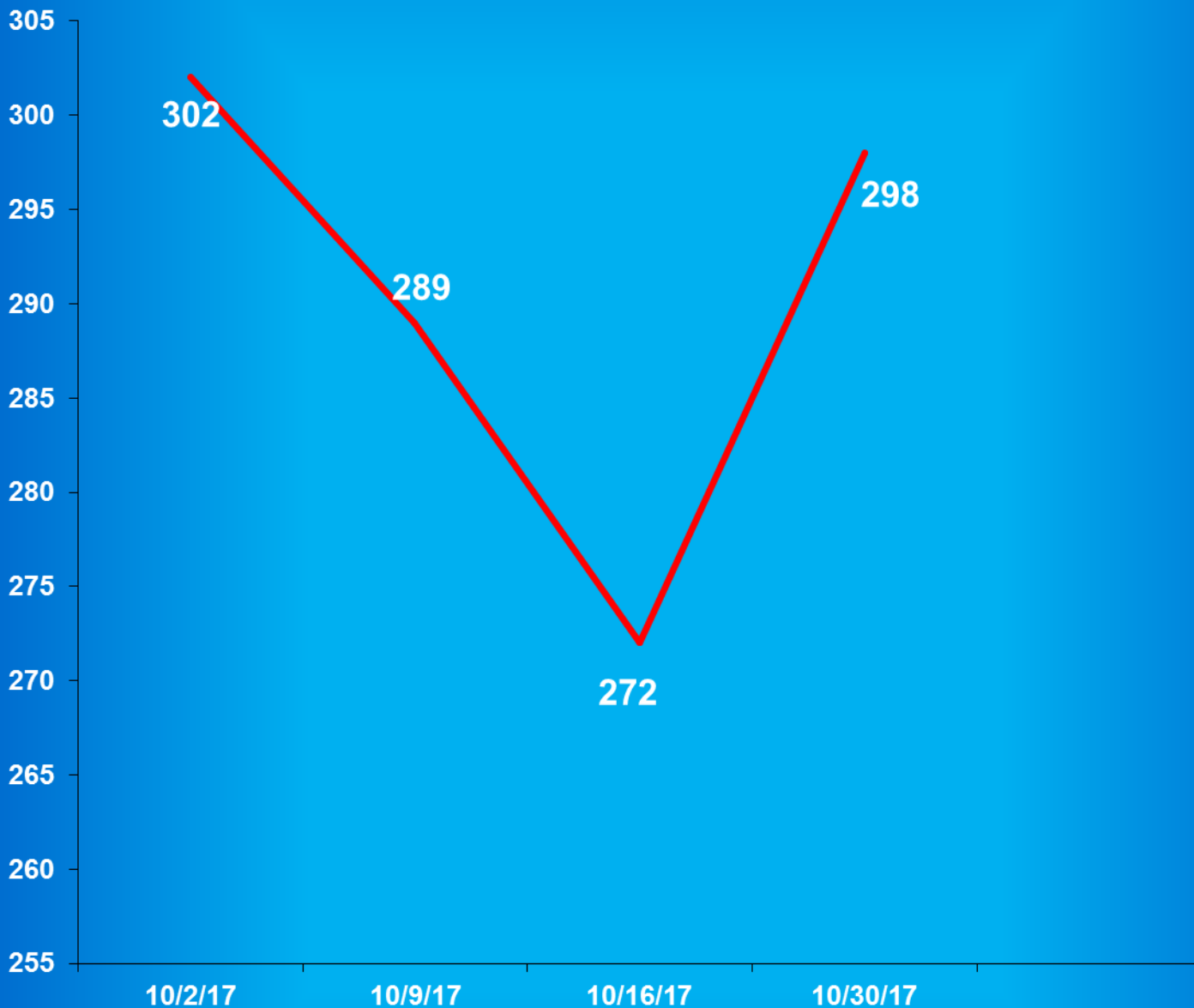


Indiana Department of Correction

Graph F

Adult Males Held in County Jails

October 2017



- Offenders held in county jails are newly sentenced offenders with completed court documents who are awaiting transfer to a DOC facility.

- Jail counts are a dynamic number that are affected by a variety of factors, including; sentencing trends, available DOC beds, and intake process completion.



Juvenile Offender Statistics



Indiana Department Of Correction
Table 13
Monthly Facility Admissions and Releases

Juvenile Offenders
October 2017

Admissions of All Juvenile Males

New Commitment	Re-Commitment	Parolee Return	Return From Escape	Diagnostics/Walk-Thrus
27	12	2	0	8

Releases of All Juvenile Males

Discharge	Parole	Escape	Diagnostics/Walk-Thrus
54	11	0	9

Admissions of All Juvenile Females

New Commitment	Re-Commitment	Parolee Return	Return From Escape	Diagnostics/Walk-Thrus
5	1	1	0	1

Releases of All Juvenile Females

Discharge	Parole	Escape	Diagnostics/Walk-Thrus
6	2	0	3

Sources:

SAS - mnthadm4_pgm_tbl13.pgm

SAS - mnthext4_pgm_tbl13.pgm

Indiana Department of Correction

Table 14

New Admissions by County of Commitment - Juveniles

October 2017

County	Admission Type			County	Admission Type		
	New Commits	Re Commits	Total		New Commits	Re Commits	Total
Adams	0	1	1	Madison	0	0	0
Allen	1	0	1	Marion	3	2	5
Bartholomew	0	0	0	Marshall	1	0	1
Benton	0	0	0	Martin	0	0	0
Blackford	0	0	0	Miami	0	0	0
Boone	0	0	0	Monroe	0	0	0
Brown	0	0	0	Montgomery	1	0	1
Carroll	0	0	0	Morgan	0	0	0
Cass	0	0	0	Newton	0	0	0
Clark	0	0	0	Noble	1	0	1
Clay	0	0	0	Ohio	0	0	0
Clinton	2	0	2	Orange	0	0	0
Crawford	0	0	0	Owen	0	0	0
Daviess	0	0	0	Parke	0	0	0
Dearborn	0	0	0	Perry	0	0	0
Decatur	0	1	1	Pike	0	0	0
DeKalb	0	0	0	Porter	0	0	0
Delaware	1	2	3	Posey	0	0	0
Dubois	0	0	0	Pulaski	0	0	0
Elkhart	3	1	4	Putnam	0	0	0
Fayette	1	0	1	Randolph	0	0	0
Floyd	0	0	0	Ripley	1	0	1
Fountain	0	0	0	Rush	1	0	1
Franklin	0	0	0	St. Joseph	2	0	2
Fulton	0	0	0	Scott	0	0	0
Gibson	1	0	1	Shelby	0	0	0
Grant	0	0	0	Spencer	0	0	0
Greene	1	0	1	Starke	0	0	0
Hamilton	0	0	0	Steuben	0	0	0
Hancock	0	0	0	Sullivan	0	0	0
Harrison	0	0	0	Switzerland	0	0	0
Hendricks	0	0	0	Tippecanoe	1	0	1
Henry	0	0	0	Tipton	0	0	0
Howard	0	0	0	Union	0	0	0
Huntington	0	0	0	Vanderburgh	5	3	8
Jackson	0	0	0	Vermillion	0	0	0
Jasper	0	0	0	Vigo	0	0	0
Jay	1	0	1	Wabash	0	0	0
Jefferson	0	0	0	Warren	0	0	0
Jennings	0	0	0	Warrick	0	0	0
Johnson	0	0	0	Washington	1	0	1
Knox	1	0	1	Wayne	1	0	1
Kosciusko	1	1	2	Wells	0	0	0
LaGrange	0	1	1	White	1	0	1
Lake	0	1	1	Whitley	0	0	0
LaPorte	0	0	0	Unknown	0	0	0
Lawrence	0	0	0	Totals	32	13	45

This data is based on most serious offense and excludes parole violations.

Source: Mnthadm4_pgm_tbl14.pgm

Indiana Department of Correction

Table 15

Monthly Releases by County of Commitment - Juveniles

September 2017

County	Release Type			County	Release Type		
	Discharge	Parole	Total		Discharge	Parole	Total
Adams	0	0	0	Madison	1	0	1
Allen	2	1	3	Marion	5	0	5
Bartholomew	0	0	0	Marshall	0	0	0
Benton	1	0	1	Martin	0	0	0
Blackford	1	0	1	Miami	0	0	0
Boone	0	0	0	Monroe	0	0	0
Brown	0	0	0	Montgomery	0	0	0
Carroll	0	0	0	Morgan	1	0	1
Cass	0	1	1	Newton	0	0	0
Clark	1	0	1	Noble	0	1	1
Clay	2	0	2	Ohio	0	0	0
Clinton	0	0	0	Orange	0	0	0
Crawford	0	0	0	Owen	0	0	0
Daviess	0	0	0	Parke	0	0	0
Dearborn	1	0	1	Perry	0	0	0
Decatur	3	1	4	Pike	1	0	1
DeKalb	0	0	0	Porter	0	0	0
Delaware	1	0	1	Posey	0	0	0
Dubois	0	0	0	Pulaski	0	0	0
Elkhart	6	3	9	Putnam	1	0	1
Fayette	0	0	0	Randolph	0	0	0
Floyd	0	0	0	Ripley	0	0	0
Fountain	0	0	0	Rush	0	0	0
Franklin	0	0	0	St. Joseph	7	0	7
Fulton	0	1	1	Scott	0	0	0
Gibson	0	0	0	Shelby	2	0	2
Grant	0	0	0	Spencer	0	0	0
Greene	0	0	0	Starke	0	0	0
Hamilton	0	0	0	Steuben	0	0	0
Hancock	0	0	0	Sullivan	0	0	0
Harrison	0	0	0	Switzerland	0	0	0
Hendricks	1	1	2	Tippecanoe	0	0	0
Henry	0	0	0	Tipton	0	0	0
Howard	1	0	1	Union	0	0	0
Huntington	0	0	0	Vanderburgh	8	1	9
Jackson	0	0	0	Vermillion	0	0	0
Jasper	0	0	0	Vigo	0	1	1
Jay	0	0	0	Wabash	0	0	0
Jefferson	0	0	0	Warren	0	0	0
Jennings	0	1	1	Warrick	0	0	0
Johnson	0	0	0	Washington	0	0	0
Knox	0	0	0	Wayne	1	0	1
Kosciusko	5	0	5	Wells	1	1	2
LaGrange	0	0	0	White	0	0	0
Lake	6	0	6	Whitley	0	0	0
LaPorte	0	0	0	Unknown	0	0	0
Lawrence	1	0	1	Totals	60	13	73

Some discharges may be releases to County Probation - data is unable to be separated.

Diagnostics and Escapes are excluded.

Source: Mnthext4_pgm_tbl15.pgm

Indiana Department of Correction
Table 16
Total Number of Committing Offenses for Juveniles
Committed to the Indiana Department of Correction

October 2017

OFFENSE (Citation Code)	THE NUMBER OF OFFENSES			
	This Month		This Calendar Year	
LEVEL I	Female	Male	Female	Male
Aggravated Battery (35-42-2-1.5)	0	0	1	3
Arson (35-43-1-1)	0	0	0	2
Battery (35-42-2-1)	2	2	12	38
Battery by Bodily Waste (35-42-2-6)	0	0	0	2
Burglary (35-43-2-1)	0	5	2	53
Carjacking (35-42-5-2)	0	0	0	0
Carrying Handgun w/o License (35-47-2-1)	0	3	0	14
Changing, Altering, Removing, Obliterating ID of Handgun (35-47-2-18)	0	2	0	6
Child Exploitation (35-42-4-4)	0	0	0	1
Child Molesting (35-42-4-3)	0	2	0	20
Child Seduction (35-42-4-7)	0	0	0	0
Child Selling (35-46-1-4)	0	0	0	0
Child Solicitation (35-42-4-6)	0	0	0	0
Child in Possession of Handgun (35-47-10-5)	0	2	2	22
Consumer Product Tampering (35-45-8-3)	0	0	0	0
Criminal Confinement (35-42-3-3)	0	1	3	7
Criminal Deviate Conduct (35-42-4-2)	0	0	0	0
Criminal Gang Intimidation (35-45-9-4)	0	0	0	0
Criminal Gang Recruitment	0	0	0	0
Criminal Recklessness (35-42-2-2)	0	1	0	11
Dangerous Possession of a Firearm (35-47-10-5)	0	1	0	14
Dealing in a Sawed-Off Shotgun (35-47-5-4.1)	0	0	0	0
Distribution of a Destructive Device (IC 35-47.5-5-5)	0	0	0	0
Domestic Battery (35-42-2-1.3)	0	3	0	3
Driving While Intoxicated Resulting in Death (9-30-5-5)	0	0	1	0
False Application for Handgun (35-47-2-8)	0	0	0	0
False, Altering Handgun License (35-47-2-22)	0	0	0	0
Feticide (35-42-1-6)	0	0	0	0
Handgun, False ID (35-47-2-17)	0	0	0	0
Incest (35-46-1-3)	0	0	0	0
Interference with Custody (35-42-3-4)	0	0	0	0
Intimidation (35-45-2-1)	0	0	0	0
Involuntary Manslaughter (35-42-1-4)	0	0	0	0
Kidnapping (35-42-3-2)	0	0	0	0
Murder (35-42-1-1)	0	0	0	0
Neglect of a Dependent (35-46-1-4)	0	0	0	0
Operation of a Machine Gun/Hurling a Bomb (35-47-5-9)	0	0	0	0
Overpass Mischief (35-42-2-5)	0	0	0	0
Pointing a Firearm (35-47-4-3)	0	0	0	5
Possession of Firearm on School Property (35-47-9-2)	0	0	0	1
Possession of a Machine Gun or Bomb (35-47-5-9)	0	0	0	0
Rape (35-42-4-1)	0	0	0	2
Reckless Homicide (35-42-1-5)	0	0	0	0
Resisting Law Enforcement (35-44-3-3)	0	0	0	0
Robbery (35-42-5-1)	0	5	1	72

LEVEL I (Cont.)**THE NUMBER OF OFFENSES**

	This Month		This Calendar Year	
	Female	Male	Female	Male
Sell, Manufacture, Possess, Purchase Explosive (35-47-5-1)	0	0	0	0
Sell, Transfer, HIV Blood (35-42-1-7)	0	0	0	0
Selling, Transferring, Giving Handgun to Under 18 (35-47-2-7)	0	0	0	0
Sexual Battery (35-42-4-8)	0	0	1	10
Sexual Misconduct (35-44-1-5)	0	0	0	0
Sexual Misconduct with a Minor (35-42-4-9)	0	0	0	0
Stalking (35-45-10-5)	0	0	0	0
Strangulation (35-42-2-9)	0	0	1	4
Unlawful Delivery of Confiscated Firearm (35-47-3-4)	0	0	0	0
Unlawful Use of Body Armor (35-47-5-13)	0	0	0	0
Unlawful Use of Stun Gun (35-47-8-5)	0	0	0	0
Vicarious Sexual Gratification (35-42-4-5)	0	0	0	0
Voluntary Manslaughter (35-42-1-3)	0	0	0	1
Sub-Total	2	27	24	291

LEVEL II

Assisting a Criminal (35-44-3-2)	0	0	0	0
Chinese Throwing Star (35-47-5-12)	0	0	0	0
Criminal Gang Activity (35-45-9-3)	0	0	0	2
Criminal Recklessness (35-42-2-2)	0	0	0	1
Dealing Anabolic Steroid (16-42-19-27)	0	0	0	0
Dealing Methamphetamine (35-48-4-1.1)	0	0	0	3
Dealing in Cocaine or Narcotic Drug (35-48-4-1)	0	0	0	1
Dealing in Marijuana, Hash Oil, or Hashish (35-48-4-10)	0	1	0	4
Dealing in a Schedule I, II, or III Controlled Substance (35-48-4-2)	0	0	0	2
Dealing in a Schedule IV Controlled Substance (35-48-4-3)	0	0	0	1
Dealing in a Schedule V Controlled Substance (35-48-4-4)	0	0	0	0
Dealing in a Substance Represented to be a Controlled Substance (35-48-4-4.5)	0	0	0	0
Delivery of Weapon to Intoxicated Person (35-47-4-1)	0	0	0	0
Disarming Law Enforcement Officer (35-44.1-3-2)	0	0	1	0
Escape/Failure to Return to Lawful Detention (35-44-3-5)	1	4	3	24
Interference with Custody (35-42-3-4)	0	0	0	0
Intimidation (35-45-2-1)	0	2	1	32
Knife with Automatic Blade (35-47-5-2)	0	0	0	0
Loan Sharking (35-45-7-2)	0	0	0	0
Maintaining a Common Nuisance (35-48-4-13)	0	0	0	2
Manufacture, Distribution, Possession of a Substance Represented to be a Controlled Substance (35-48-4-4.6)	0	0	0	0
Neglect of a Dependent (35-46-1-4)	0	0	0	0
Poss precursors w/intent to manufacture etc. (35-48-4-14.5)	0	0	0	0
Possession of a Controlled Substance (35-48-4-7)	0	0	0	3
Possession of a Knife on School Property (35-47-5-2.5)	0	0	0	1
Promoting Prostitution (35-45-4-4)	0	0	0	0
Purchase, Possession or Sale of Stun Gun (35-47-8-5)	0	0	0	0
Resisting Law Enforcement (35-44-3-3)	0	1	1	18
Rioting with a Deadly Weapon (35-45-1-2)	0	0	0	0
Sale, Possession, Use of Legend Drug (16-42-19-27)	0	0	0	0
Sexual Misconduct with a Minor (35-42-4-9)	0	0	0	0
Stalking (35-45-10-5)	0	0	0	0
Trafficking with an Inmate (35-44-3-9)	0	0	0	1
Use of Stun Gun in Commission of a Crime (35-47-8-5)	0	0	0	0
Sub-Total	1	8	6	95

THE NUMBER OF OFFENSES

LEVEL III	This Month		This Calendar Year	
	Female	Male	Female	Male
Accident /Failure to Stop (9-26-1-8)	0	0	0	0
Accident, Property Damage with Injury (9-26-1-8)	0	0	0	1
Altering or Damaging Computer (35-43-1-4)	0	0	0	0
Auto Theft, Receiving Stolen Parts (35-43-4-2.5)	0	4	4	39
Battery (35-42-2-1)	1	6	15	78
Battery by Bodily Waste (35-42-2-6)	0	0	0	1
Beastiality	0	0	0	0
Bribery (35-44-1-1)	0	0	0	0
Burglary (35-43-2-1)	0	0	0	0
Check Deception (35-43-5-5)	0	0	0	0
Check Fraud (35-43-5-12)	0	0	0	0
Child Exploitation (35-42-4-4)	0	0	0	0
Controlled Substance Registration (35-48-4-14)	0	0	0	0
Conversion (35-43-4-3)	0	0	1	13
Criminal Mischief (35-43-1-2)	1	3	3	64
Criminal Recklessness (35-42-2-2)	0	0	1	4
Criminal Trespass (35-43-2-2)	0	0	0	20
Dealing in Altered Property (35-43-4-2.3)	0	0	0	0
Dealing in Marijuana, Hash Oil, or Hashish (35-48-4-10)	0	1	0	6
Dealing in Paraphernalia (35-48-4-8.5)	0	0	0	0
Dealing in a Schedule IV Controlled Substance (35-48-4-3)	0	0	0	0
Distribution of Material Harmful to Minor (35-49-3-3)	0	0	0	0
Escape/Failure to Return to Lawful Detention (35-44-3-5)	1	2	8	44
Failure to Appear (35-44-3-6)	0	0	0	0
False Reporting (35-44-2-2)	0	0	0	0
Forgery (35-43-5-2)	0	0	0	1
Fraud (35-43-5-4)	0	0	0	1
Fraud on Financial Institution (35-45-5-8)	0	0	0	0
Home Improvement Fraud (35-43-6-13)	0	0	0	0
Identity Deception (35-43-5-3.5)	0	0	0	0
Interference with Custody (35-42-3-4)	0	0	0	0
Interference with Reporting Crime (35-42-2-5)	0	0	0	0
Invasion of Privacy (35-46-1-15.1)	0	0	1	0
Kill Domestic Animal	0	0	0	0
Manufacture of Paraphernalia (35-48-4-8.1)	0	0	0	0
Nonsupport of Child (35-46-1-5)	0	0	0	0
Nonsupport of Spouse (35-46-1-6)	0	0	0	0
Obscene Performance (35-49-3-1)	0	0	0	0
Obstructing Fireman (35-44-3-8)	0	0	0	0
Obstructing Traffic (35-42-2-4)	0	0	0	0
Obstruction of Justice (35-44-3-4)	0	0	0	4
Operating Vehicle After Lifetime Forfeiture (9-30-10-17)	0	0	0	0
Operating Vehicle While Intoxicated (9-30-5-4)	0	0	0	0
Operating Vehicle While Intoxicated with Prior (9-30-5-3)	0	0	0	0

LEVEL III (Cont.)

THE NUMBER OF OFFENSES

	This Month		This Calendar Year	
	Female	Male	Female	Male
Patronizing a Prostitute (35-45-4-3)	0	0	0	0
Perjury (35-44-2-1)	0	0	0	0
Possession of Cocaine or Narcotic Drug (35-48-4-6)	0	0	0	2
Possession of Marijuana, Hash Oil, or Hashish (35-48-4-11)	0	0	0	0
Possession of Methamphetamines (35-48-4-6.1)	0	1	0	2
Possession of Paraphernalia (35-48-4-8.3)	0	0	0	0
Possession of a Controlled Substance (35-48-4-7)	0	1	0	4
Possession of a Syringe (16-42-19-18)	0	0	0	1
Possession/Use of Legend Drug (16-42-19-13)	0	0	1	1
Professional Gambling (35-45-5-3)	0	0	0	0
Profiting from Adoption (35-46-1-9)	0	0	0	0
Promoting Professional Gambling (35-45-5-4)	0	0	0	0
Promoting Prostitution (35-45-4-4)	0	0	0	0
Prostitution (35-45-4-2)	0	0	0	0
Public Indecency (35-45-4-1)	0	0	0	0
Public Nudity (35-45-4-1.5)	0	0	0	1
Railroad Mischief (35-42-2-5.5)	0	0	0	0
Receiving Stolen Auto Parts (35-43-4-2.5)	0	0	1	10
Receiving Stolen Property (35-43-4-2)	0	0	0	3
Residential Entry (35-43-2-1.5)	0	1	0	5
Resisting Law Enforcement (35-44-3-3)	0	6	6	58
Rioting (35-45-1-2)	0	0	0	0
Sale, Possession, Use of Legend Drug (16-42-19-27)	0	0	0	0
Selling, Distributing, Exhibiting Obscene Material (35-49-3-1)	0	0	0	0
Stalking (35-45-10-5)	0	0	0	0
Theft (35-43-4-2)	3	17	12	119
Torture or Mutilation of Animal (35-46-3-12)	0	0	0	0
Trafficking with an Inmate (35-44-3-9)	0	0	0	0
Unauthorized Possession of Prescription Form (35-48-4-14)	0	0	0	0
Unlawful Entry of Motor Vehicle (35-43-4-2.7)	0	0	0	0
Voyeurism (35-45-4-5)	0	0	0	0
Welfare Fraud (35-43-5-7)	0	0	0	0
Sub-Total	6	42	53	482

LEVEL IV

Absence From Home Detention (35-38-2.5-10)	0	0	0	0
Accident/Failure to Stop (9-26-1-8)	0	0	0	5
Animal Cruelty (35-46-3-12)	0	0	0	0
Assisting a Criminal (35-44-3-2)	0	0	1	0
Beats Vertebrate Animal (35-46-3-12)	0	0	0	1
Check Deception (35-43-5-5)	0	0	0	0
Common Nuisance (35-48-4-13)	0	0	0	2
Computer Trespassing (35-43-2-3)	0	0	0	0
Counterfeiting Auto Registration (9-18-2-42)	0	0	0	0
Counterfeiting a Driver's License (9-24-18-7)	0	0	0	0
Curfew Violation (31-37-2-5)	0	0	0	2
Deception (35-43-5-3)	0	0	0	0
Deer Outside Hours (14-22-6-1)	0	0	0	0
Deer w/ Illegal Device (14-22-6-1)	0	0	0	0
Disorderly Conduct (35-45-1-3)	2	2	6	22
Dissemination of Material Harmful to Minor (35-49-3-3)	0	0	0	0
Driving While Intoxicated (9-11-2-3)	0	0	0	1
Driving with Suspended License (9-24-19-2)	0	0	0	0
Exploitation of Dependent/Endangered Adult (35-46-1-12)	0	0	0	0
Failure to Appear (35-44-3-6)	0	0	0	0
Failure to Disclose Recruitment (35-46-4-4)	0	0	0	0
Failure to Respond to Summons (35-44-3-6.5)	0	0	0	0
False Auto Registration (9-18-2-44)	0	0	0	0
False Informing (35-44-2-2)	0	0	4	13
Flag Desecration (35-45-1-4)	0	0	0	0

LEVEL IV (Cont.)

	THE NUMBER OF OFFENSES			
	This Month		This Calendar Year	
	Female	Male	Female	Male
Glue Sniffing (35-46-6-2)	0	0	0	0
Habitual Disobedience of Parent, Guardian, or Custodian (Incorrigible) (31-37-2-4)	0	1	1	9
Harassment (35-45-2-2)	0	1	0	1
Home Improvement Fraud (35-43-6-12)	0	0	0	0
Illegal Consumption of Alcohol (7.1-5-7-7)	0	4	3	17
Illegal Possession of Alcohol (7.1-5-7-7)	0	0	0	4
Impairment of ID Number (35-43-7-4)	0	0	0	0
Interference with Custody (35-42-3-4)	0	0	0	0
Interfering with Law Enforcement Animal (35-46-3-11)	0	0	0	0
Invasion of Privacy (35-46-1-15.1)	0	0	0	0
Leaving Home w/o Permission of Parent, Guardian or Custodian (Runaway) (31-37-2-2)	1	3	6	21
Maintaining a Common Nuisance (35-48-4-13)	0	0	0	0
Nitrous Oxide Distribution (35-46-6-3)	0	0	0	0
Obscene Performance (35-49-3-1)	0	0	0	0
Obstructing Medical Emergency (35-44-3-8.5)	0	0	0	0
Obstructing Traffic (35-42-2-4)	0	0	0	0
Official Misconduct (35-44.1-1-1)	0	0	0	0
Operating Vehicle While Intoxicated (9-30-5-2)	0	0	0	0
Operating Vehicle While Intoxicated/Cntrl'd Sub (9-30-5-1)	0	0	0	0
Operating Vehicle w/o License (9-24-18-1)	0	2	1	16
Operating Vehicle w/o Proof of Financial (9-25-8-2)	0	0	0	0
Operating Vehicle w/o Registration/Plates (9-18-2-43)	0	0	0	0
Possession of Marijuana, Hash Oil, or Hashish (35-48-4-11)	0	6	2	45
Possession of Paraphernalia (35-48-4-8.3)	0	3	1	17
Possession of Substance Represented to be a Controlled Substance (35-48-4-4.6)	0	0	0	0
Possession, Purchase, Accepting Tobacco (35-46-1-10.5)	0	0	0	0
Probation Violation	2	30	23	311
Public Intoxication (7.1-5-1-3)	0	1	1	2
Receiving Unidentified Property (35-43-7-5)	0	0	0	0
Reckless Driving (9-21-8-52)	0	0	0	2
Refusal to Aid Officer (35-44-3-7)	0	0	0	0
Refusal to Identify Self (34-28-5-3.5)	0	0	0	0
Selling, Distributing, Exhibiting Obscene Material (35-49-3-1)	0	0	0	0
Synthetic Drug	0	2	3	3
Taking Deer/Turkey (14-22-6-1)	0	0	0	0
Tattooing a Minor (35-42-2-7)	0	0	0	0
Torture, Kill, Mutilate an Animal (35-46-3-12)	0	0	0	0
Unauthorized Possession of Prescription (35-48-4-14)	0	0	0	0
Unlawful Entry of Motor Vehicle (35-43-4-2.7)	0	0	0	8
Unlawful Gambling (35-45-5-2)	0	0	0	0
Unlawful Use of Railroad Right of Way (8-3-15-3)	0	0	0	0
Vending Machine Vandalism (35-43-4-7)	0	0	0	0
Violation Home Detention	0	0	0	0
Violation Suspended Commitment to DOC	0	0	0	8
Violation of Compulsory School Attendance Law (Truancy) (31-37-2-3)	1	0	1	3
Voyeurism (35-45-4-5)	0	0	0	1
Welfare Fraud (35-45-5-7)	0	0	0	0
Sub-Total	6	55	53	514
GRAND TOTAL NUMBER OF OFFENSES	15	132	136	1,382

Source: SAS - mnthadm4_by_offense.pgm

Indiana Department of Correction
Table 17
Number of Juvenile Offenders by Most Serious Offense
Committed to the Indiana Department of Correction

October 2017

MOST SERIOUS OFFENSE (Citation Code)	THE NUMBER OF JUVENILES			
	This Month		This Calendar Year	
LEVEL I	Female	Male	Female	Male
Aggravated Battery (35-42-2-1.5)	0	0	1	3
Arson (35-43-1-1)	0	0	0	1
Battery (35-42-2-1)	2	1	7	28
Battery by Bodily Waste (35-42-2-6)	0	0	0	1
Burglary (35-43-2-1)	0	5	2	47
Carjacking (35-42-5-2)	0	0	0	0
Carrying Handgun w/o License (35-47-2-1)	0	1	0	7
Changing, Altering, Removing, Obliterating ID of Handgun (35-47-2-18)	0	2	0	5
Child Exploitation (35-42-4-4)	0	0	0	0
Child Molesting (35-42-4-3)	0	1	0	18
Child Seduction (35-42-4-7)	0	0	0	0
Child Selling (35-46-1-4)	0	0	0	0
Child Solicitation (35-42-4-6)	0	0	0	0
Child in Possession of Handgun (35-47-10-5)	0	1	2	14
Consumer Product Tampering (35-45-8-3)	0	0	0	0
Criminal Confinement (35-42-3-3)	0	0	2	3
Criminal Deviate Conduct (35-42-4-2)	0	0	0	0
Criminal Gang Intimidation (35-45-9-4)	0	0	0	0
Criminal Gang Recruitment	0	0	0	0
Criminal Recklessness (35-42-2-2)	0	1	0	8
Dangerous Possession of a Firearm (35-47-10-5)	0	1	0	12
Dealing in a Sawed-Off Shotgun (35-47-5-4.1)	0	0	0	0
Distribution of a Destructive Device (IC 35-47.5-5-5)	0	0	0	0
Domestic Battery (35-42-2-1.3)	0	3	0	3
Driving While Intoxicated Resulting in Death (9-30-5-5)	0	0	1	0
False Application for Handgun (35-47-2-8)	0	0	0	0
False, Altering Handgun License (35-47-2-22)	0	0	0	0
Feticide (35-42-1-6)	0	0	0	0
Handgun, False ID (35-47-2-17)	0	0	0	0
Incest (35-46-1-3)	0	0	0	0
Interference with Custody (35-42-3-4)	0	0	0	0
Intimidation (35-45-2-1)	0	0	0	0
Involuntary Manslaughter (35-42-1-4)	0	0	0	0
Kidnapping (35-42-3-2)	0	0	0	0
Murder (35-42-1-1)	0	0	0	0
Neglect of a Dependent (35-46-1-4)	0	0	0	0
Operation of a Machine Gun/Hurling a Bomb (35-47-5-9)	0	0	0	0
Overpass Mischief (35-42-2-5)	0	0	0	0
Pointing a Firearm (35-47-4-3)	0	0	0	1
Possession of Firearm on School Property (35-47-9-2)	0	0	0	0
Possession of a Machine Gun or Bomb (35-47-5-9)	0	0	0	0
Rape (35-42-4-1)	0	0	0	2
Reckless Homicide (35-42-1-5)	0	0	0	0
Resisting Law Enforcement (35-44-3-3)	0	0	0	0
Robbery (35-42-5-1)	0	3	1	64

LEVEL I (Cont.)

	THE NUMBER OF JUVENILES			
	This Month		This Calendar Year	
	Female	Male	Female	Male
Sell, Manufacture, Possess, Purchase Explosive (35-47-5-1)	0	0	0	0
Sell, Transfer, HIV Blood (35-42-1-7)	0	0	0	0
Selling, Transferring, Giving Handgun to Under 18 (35-47-2-7)	0	0	0	0
Sexual Battery (35-42-4-8)	0	0	0	6
Sexual Misconduct (35-44-1-5)	0	0	0	0
Sexual Misconduct with a Minor (35-42-4-9)	0	0	0	0
Stalking (35-45-10-5)	0	0	0	0
Strangulation (35-42-2-9)	0	0	1	2
Unlawful Delivery of Confiscated Firearm (35-47-3-4)	0	0	0	0
Unlawful Use of Body Armor (35-47-5-13)	0	0	0	0
Unlawful Use of Stun Gun (35-47-8-5)	0	0	0	0
Vicarious Sexual Gratification (35-42-4-5)	0	0	0	0
Voluntary Manslaughter (35-42-1-3)	0	0	0	1
Sub-Total	2	19	17	226

LEVEL II

Assisting a Criminal (35-44-3-2)	0	0	0	0
Chinese Throwing Star (35-47-5-12)	0	0	0	0
Criminal Gang Activity (35-45-9-3)	0	0	0	0
Criminal Recklessness (35-42-2-2)	0	0	0	1
Dealing Anabolic Steroid (16-42-19-27)	0	0	0	0
Dealing Methamphetamine (35-48-4-1.1)	0	0	0	2
Dealing in Cocaine or Narcotic Drug (35-48-4-1)	0	0	0	1
Dealing in Marijuana, Hash Oil, or Hashish (35-48-4-10)	0	1	0	3
Dealing in a Schedule I, II, or III Controlled Substance (35-48-4-2)	0	0	0	1
Dealing in a Schedule IV Controlled Substance (35-48-4-3)	0	0	0	0
Dealing in a Schedule V Controlled Substance (35-48-4-4)	0	0	0	0
Dealing in a Substance Represented to be a Controlled Substance (35-48-4-4.5)	0	0	0	0
Delivery of Weapon to Intoxicated Person (35-47-4-1)	0	0	0	0
Disarming Law Enforcement Officer (35-44.1-3-2)	0	0	1	0
Escape/Failure to Return to Lawful Detention (35-44-3-5)	0	3	2	16
Interference with Custody (35-42-3-4)	0	0	0	0
Intimidation (35-45-2-1)	0	1	1	14
Knife with Automatic Blade (35-47-5-2)	0	0	0	0
Loan Sharking (35-45-7-2)	0	0	0	0
Maintaining a Common Nuisance (35-48-4-13)	0	0	0	2
Manufacture, Distribution, Possession of a Substance Represented to be a Controlled Substance (35-48-4-4.6)	0	0	0	0
Neglect of a Dependent (35-46-1-4)	0	0	0	0
Poss precursors w/intent to manufacture etc. (35-48-4-14.5)	0	0	0	0
Possession of a Controlled Substance (35-48-4-7)	0	0	0	0
Possession of a Knife on School Property (35-47-5-2.5)	0	0	0	1
Promoting Prostitution (35-45-4-4)	0	0	0	0
Purchase, Possession or Sale of Stun Gun (35-47-8-5)	0	0	0	0
Resisting Law Enforcement (35-44-3-3)	0	1	1	10
Rioting with a Deadly Weapon (35-45-1-2)	0	0	0	0
Sale, Possession, Use of Legend Drug (16-42-19-27)	0	0	0	0
Sexual Misconduct with a Minor (35-42-4-9)	0	0	0	0
Stalking (35-45-10-5)	0	0	0	0
Trafficking with an Inmate (35-44-3-9)	0	0	0	1
Use of Stun Gun in Commission of a Crime (35-47-8-5)	0	0	0	0
Sub-Total	0	6	5	52

LEVEL III	THE NUMBER OF JUVENILES			
	This Month		This Calendar Year	
	Female	Male	Female	Male
Accident /Failure to Stop (9-26-1-8)	0	0	0	0
Accident, Property Damage with Injury (9-26-1-8)	0	0	0	0
Altering or Damaging Computer (35-43-1-4)	0	0	0	0
Auto Theft, Receiving Stolen Parts (35-43-4-2.5)	0	1	2	18
Battery (35-42-2-1)	0	1	11	29
Bestiality	0	0	0	0
Bribery (35-44-1-1)	0	0	0	0
Burglary (35-43-2-1)	0	0	0	0
Check Deception (35-43-5-5)	0	0	0	0
Check Fraud (35-43-5-12)	0	0	0	0
Child Exploitation (35-42-4-4)	0	0	0	0
Controlled Substance Registration (35-48-4-14)	0	0	0	0
Conversion (35-43-4-3)	0	0	1	5
Criminal Mischief (35-43-1-2)	0	0	2	10
Criminal Recklessness (35-42-2-2)	0	0	0	0
Criminal Trespass (35-43-2-2)	0	0	0	7
Dealing in Altered Property (35-43-4-2.3)	0	0	0	0
Dealing in Marijuana, Hash Oil, or Hashish (35-48-4-10)	0	1	0	3
Dealing in Paraphernalia (35-48-4-8.5)	0	0	0	0
Distribution of Material Harmful to Minor (35-49-3-3)	0	0	0	0
Escape/Failure to Return to Lawful Detention (35-44-3-5)	1	1	6	12
Failure to Appear (35-44-3-6)	0	0	0	0
False Reporting (35-44-2-2)	0	0	0	0
Forgery (35-43-5-2)	0	0	0	1
Fraud (35-43-5-4)	0	0	0	1
Fraud on Financial Institution (35-45-5-8)	0	0	0	0
Home Improvement Fraud (35-43-6-13)	0	0	0	0
Identity Deception (35-43-5-3.5)	0	0	0	0
Interference with Custody (35-42-3-4)	0	0	0	0
Interference with Reporting Crime (35-42-2-5)	0	0	0	0
Invasion of Privacy (35-46-1-15.1)	0	0	0	0
Kill Domestic Animal	0	0	0	0
Manufacture of Paraphernalia (35-48-4-8.1)	0	0	0	0
Nonsupport of Child (35-46-1-5)	0	0	0	0
Nonsupport of Spouse (35-46-1-6)	0	0	0	0
Obscene Performance (35-49-3-1)	0	0	0	0
Obstructing Fireman (35-44-3-8)	0	0	0	0
Obstructing Traffic (35-42-2-4)	0	0	0	0
Obstruction of Justice (35-44-3-4)	0	0	0	0
Operating Vehicle After Lifetime Forfeiture (9-30-10-17)	0	0	0	0
Operating Vehicle While Intoxicated (9-30-5-4)	0	0	0	0
Operating Vehicle While Intoxicated with Prior (9-30-5-3)	0	0	0	0

LEVEL III (Cont.)**THE NUMBER OF JUVENILES**

	This Month		This Calendar Year	
	Female	Male	Female	Male
Patronizing a Prostitute (35-45-4-3)	0	0	0	0
Perjury (35-44-2-1)	0	0	0	0
Possession of Cocaine or Narcotic Drug (35-48-4-6)	0	0	0	1
Possession of Marijuana, Hash Oil, or Hashish (35-48-4-11)	0	0	0	0
Possession of Methamphetamines (35-48-4-6.1)	0	0	0	0
Possession of Paraphernalia (35-48-4-8.3)	0	0	0	0
Possession of a Controlled Substance (35-48-4-7)	0	0	0	1
Possession of a Syringe (16-42-19-18)	0	0	0	0
Possession/Use of Legend Drug (16-42-19-13)	0	0	1	0
Professional Gambling (35-45-5-3)	0	0	0	0
Profiting from Adoption (35-46-1-9)	0	0	0	0
Promoting Professional Gambling (35-45-5-4)	0	0	0	0
Promoting Prostitution (35-45-4-4)	0	0	0	0
Prostitution (35-45-4-2)	0	0	0	0
Public Indecency (35-45-4-1)	0	0	0	0
Public Nudity (35-45-4-1.5)	0	0	0	1
Railroad Mischief (35-42-2-5.5)	0	0	0	0
Receiving Stolen Property (35-43-4-2)	0	0	0	1
Residential Entry (35-43-2-1.5)	0	1	0	3
Resisting Law Enforcement (35-44-3-3)	0	1	4	16
Rioting (35-45-1-2)	0	0	0	0
Sale, Possession, Use of Legend Drug (16-42-19-27)	0	0	0	0
Selling, Distributing, Exhibiting Obscene Material (35-49-3-1)	0	0	0	0
Stalking (35-45-10-5)	0	0	0	0
Theft (35-43-4-2)	3	6	9	46
Torture or Mutilation of Animal (35-46-3-12)	0	0	0	0
Trafficking with an Inmate (35-44-3-9)	0	0	0	0
Unauthorized Possession of Prescription Form (35-48-4-14)	0	0	0	0
Unlawful Entry of Motor Vehicle (35-43-4-2.7)	0	0	0	0
Voyeurism (35-45-4-5)	0	0	0	0
Welfare Fraud (35-43-5-7)	0	0	0	0
Sub-Total	4	12	37	158

LEVEL IV

Absence From Home Detention (35-38-2.5-10)	0	0	0	0
Accident/Failure to Stop (9-26-1-8)	0	0	0	0
Assisting a Criminal (35-44-3-2)	0	0	0	0
Beats Vertebrate Animal (35-46-3-12)	0	0	0	1
Check Deception (35-43-5-5)	0	0	0	0
Common Nuisance (35-48-4-13)	0	0	0	0
Computer Trespassing (35-43-2-3)	0	0	0	0
Counterfeiting Auto Registration (9-18-2-42)	0	0	0	0
Counterfeiting a Driver's License (9-24-18-7)	0	0	0	0
Curfew Violation (31-37-2-5)	0	0	0	0
Deception (35-43-5-3)	0	0	0	0
Disorderly Conduct (35-45-1-3)	0	0	1	4
Dissemination of Material Harmful to Minor (35-49-3-3)	0	0	0	0
Driving with Suspended License (9-24-19-2)	0	0	0	0
Exploitation of Dependent/Endangered Adult (35-46-1-12)	0	0	0	0
Failure to Appear (35-44-3-6)	0	0	0	0
Failure to Disclose Recruitment (35-46-4-4)	0	0	0	0
Failure to Respond to Summons (35-44-3-6.5)	0	0	0	0
False Auto Registration (9-18-2-44)	0	0	0	0
False Informing (35-44-2-2)	0	0	1	1
Flag Desecration (35-45-1-4)	0	0	0	0

LEVEL IV (Cont.)

	THE NUMBER OF JUVENILES			
	This Month		This Calendar Year	
	Female	Male	Female	Male
Glue Sniffing (35-46-6-2)	0	0	0	0
Habitual Disobedience of Parent, Guardian, or Custodian (Incorrigible) (31-37-2-4)	0	0	0	0
Harassment (35-45-2-2)	0	0	0	0
Home Improvement Fraud (35-43-6-12)	0	0	0	0
Illegal Consumption of Alcohol (7.1-5-7-7)	0	0	0	0
Illegal Possession of Alcohol (7.1-5-7-7)	0	0	0	0
Impairment of ID Number (35-43-7-4)	0	0	0	0
Interference with Custody (35-42-3-4)	0	0	0	0
Interfering with Law Enforcement Animal (35-46-3-11)	0	0	0	0
Invasion of Privacy (35-46-1-15.1)	0	0	0	0
Leaving Home w/o Permission of Parent, Guardian or Custodian (Runaway) (31-37-2-2)	0	0	0	0
Nitrous Oxide Distribution (35-46-6-3)	0	0	0	0
Obscene Performance (35-49-3-1)	0	0	0	0
Obstructing Medical Emergency (35-44-3-8.5)	0	0	0	0
Obstructing Traffic (35-42-2-4)	0	0	0	0
Operating Vehicle While Intoxicated (9-30-5-2)	0	0	0	0
Operating Vehicle While Intoxicated/Cntrl'd Sub (9-30-5-1)	0	0	0	0
Operating Vehicle w/o License (9-24-18-1)	0	0	0	0
Operating Vehicle w/o Proof of Financial (9-25-8-2)	0	0	0	0
Operating Vehicle w/o Registration/Plates (9-18-2-43)	0	0	0	0
Possession of Marijuana, Hash Oil, or Hashish (35-48-4-11)	0	2	2	13
Possession of Paraphernalia (35-48-4-8.3)	0	0	0	0
Possession of Substance Represented to be a Controlled Substance (35-48-4-4.6)	0	0	0	0
Possession, Purchase, Accepting Tobacco (35-46-1-10.5)	0	0	0	0
Probation Violation	0	0	0	0
Public Intoxication (7.1-5-1-3)	0	0	0	0
Receiving Unidentified Property (35-43-7-5)	0	0	0	0
Reckless Driving (9-21-8-52)	0	0	0	0
Refusal to Aid Officer (35-44-3-7)	0	0	0	0
Refusal to Identify Self (34-28-5-3.5)	0	0	0	0
Selling, Distributing, Exhibiting Obscene Material (35-49-3-1)	0	0	0	0
Synthetic Drug	0	0	0	0
Torture, Kill, Mutilate an Animal (35-46-3-12)	0	0	0	0
Unauthorized Possession of Prescription (35-48-4-14)	0	0	0	0
Unlawful Entry of Motor Vehicle (35-43-4-2.7)	0	0	0	1
Unlawful Gambling (35-45-5-2)	0	0	0	0
Unlawful Use of Railroad Right of Way (8-3-15-3)	0	0	0	0
Vending Machine Vandalism (35-43-4-7)	0	0	0	0
Violation Home Detention	0	0	0	0
Violation Suspended Commitment to DOC	0	0	0	0
Violation of Compulsory School Attendance Law (Truancy) (31-37-2-3)	0	0	0	0
Voyeurism (35-45-4-5)	0	0	0	1
Welfare Fraud (35-45-5-7)	0	0	0	0
NO SENTENCE DATA	0	0	0	0
Sub-Total	0	2	4	21
GRAND TOTAL NUMBER OF JUVENILES	6	39	63	457

Source: SAS - mnthadm4.mso

Indiana Department of Correction
Table 18
Juvenile Female New Commitments

<u>Month</u>	<u>2013</u>	<u>2014</u>	<u>2015</u>	<u>2016</u>	<u>2017</u>
January	18	10	3	6	2
February	13	9	8	10	5
March	11	7	4	11	6
April	13	15	10	9	2
May	13	11	12	4	6
June	13	8	6	11	7
July	20	14	5	4	8
August	23	10	10	4	5
September	6	5	13	7	8
October	10	8	0	5	6
November	5	5	11	6	
December	<u>12</u>	<u>13</u>	<u>11</u>	<u>5</u>	
TOTALS	157	115	93	82	55

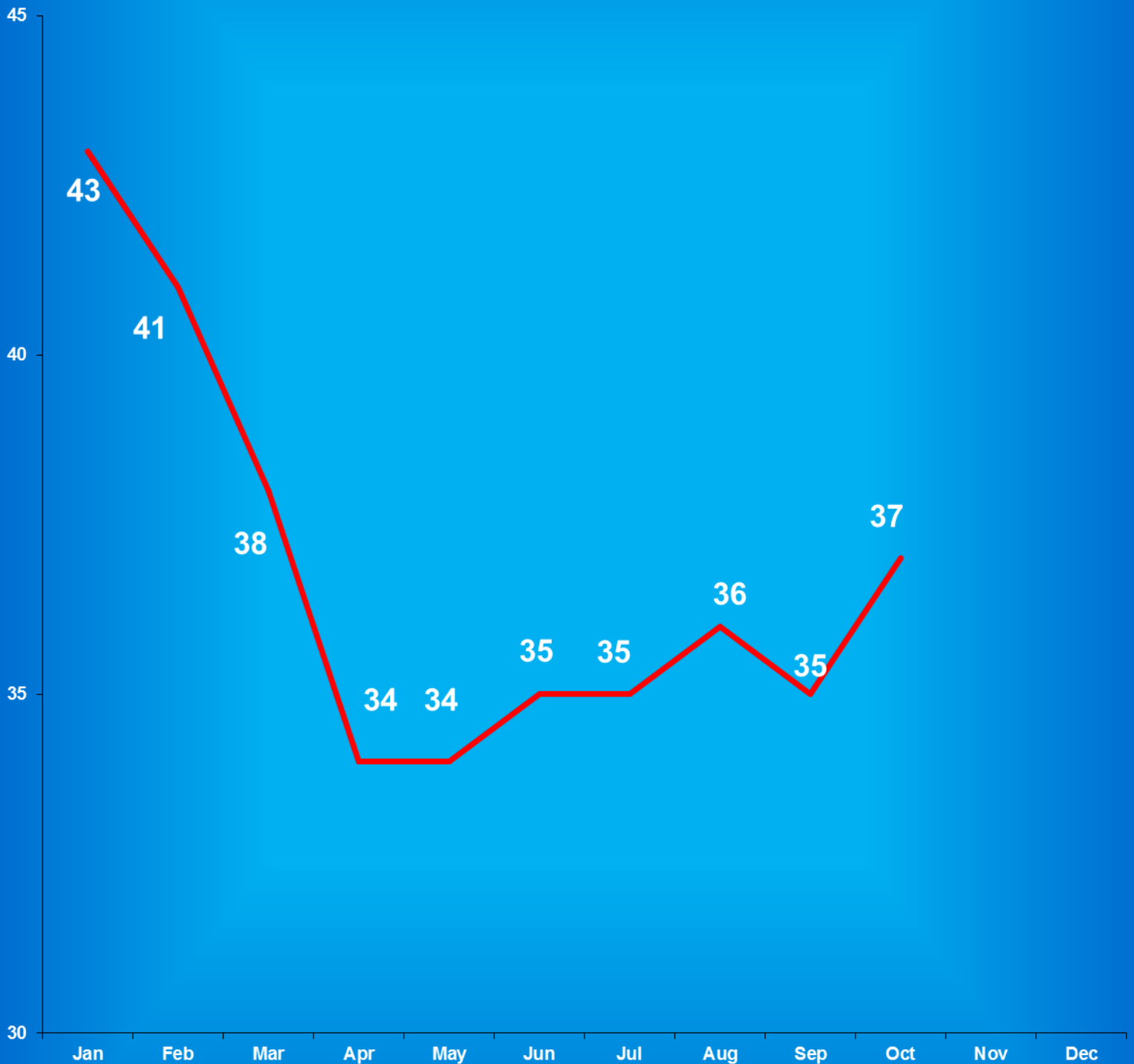
Source:

SAS - mnthadm4.pgm

Indiana Department of Correction

Graph G

Average Daily Juvenile Female Offender Populations
Calendar Year 2017



Indiana Department of Correction
Table 19
Juvenile Male New Commitments

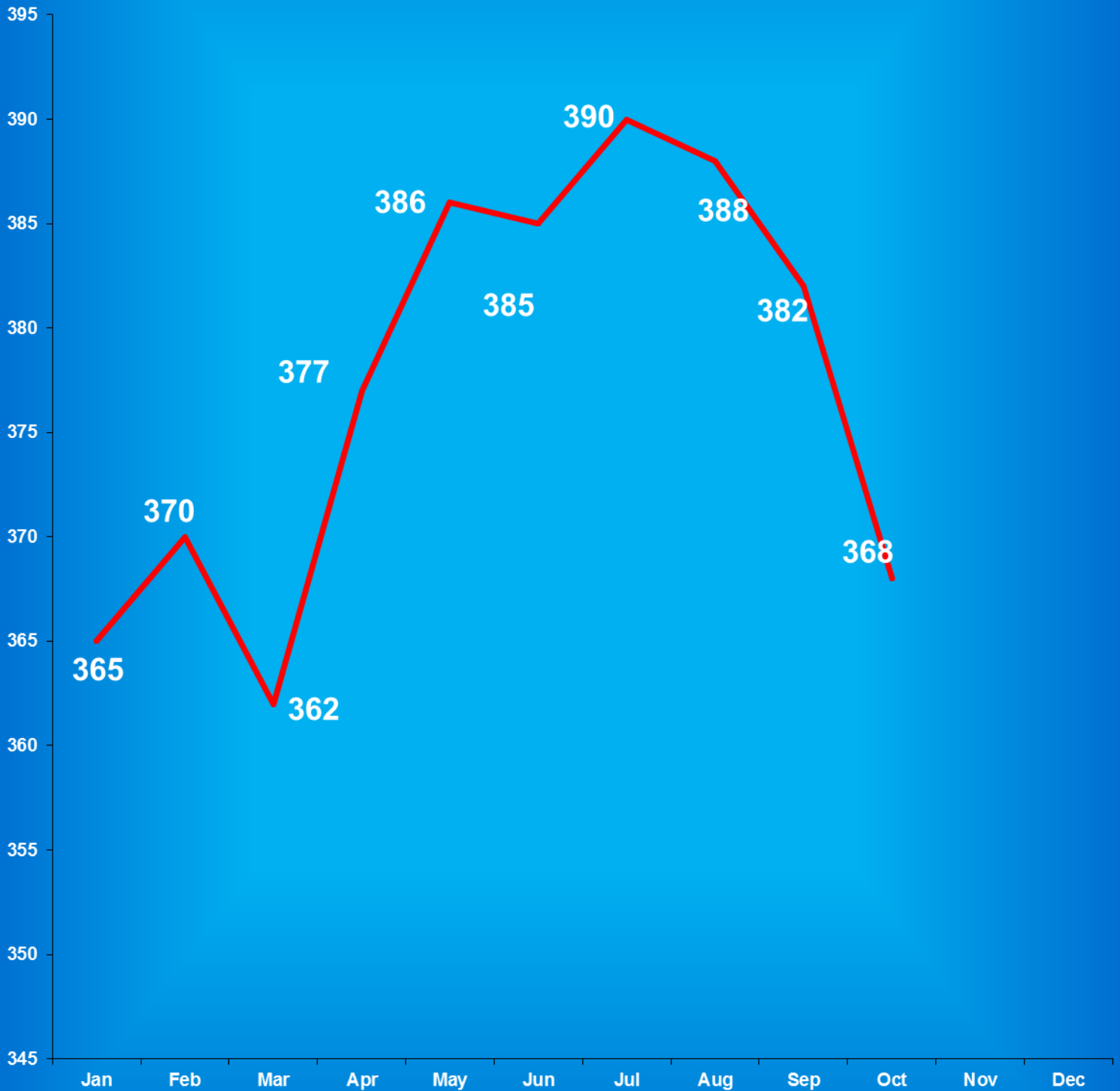
<u>Month</u>	<u>2013</u>	<u>2014</u>	<u>2015</u>	<u>2016</u>	<u>2017</u>
January	76	58	35	39	26
February	45	46	26	40	26
March	82	30	32	69	36
April	47	53	43	33	45
May	74	47	37	44	35
June	45	55	41	40	48
July	68	46	50	29	40
August	44	42	31	38	48
September	31	43	42	36	43
October	74	48	45	24	39
November	59	40	41	28	
December	<u>40</u>	<u>40</u>	<u>40</u>	<u>30</u>	
TOTALS	685	548	463	450	386

Source:
SAS - mnthadm4.pgm

Indiana Department of Correction

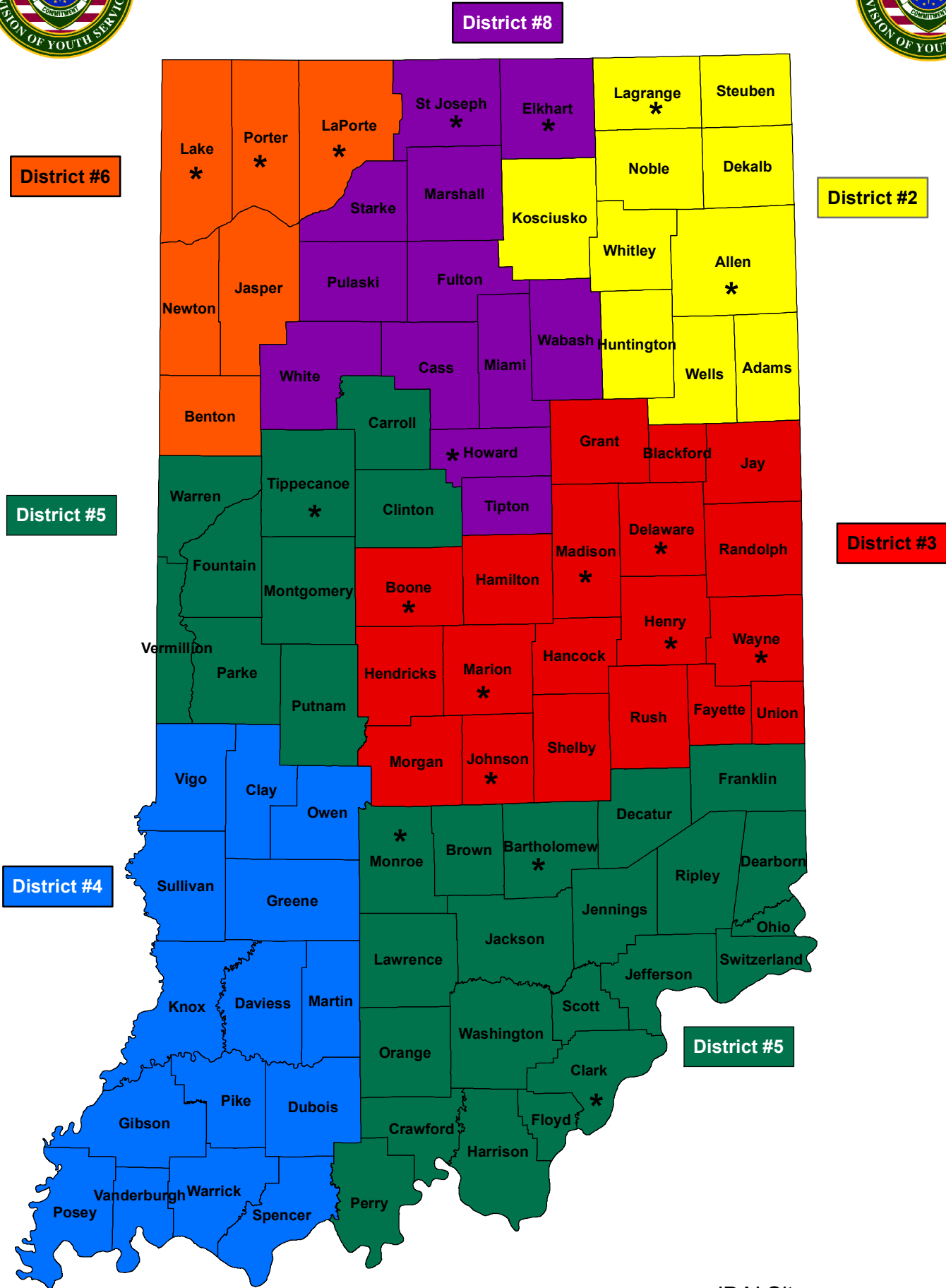
Graph H

Average Daily Juvenile Male Offender Populations Calendar Year 2017





Juvenile Reintegration Districts



*JDAI Site

Indiana Department of Correction
Table 20
Juvenile Parole Caseload on November 01, 2017

<u>Juvenile Reintegration Districts</u>	Indiana Parolees		Other Jurisdiction		<u>Total</u>
	<u>Juvenile Male</u>	<u>Juvenile Female</u>	<u>Juvenile Male</u>	<u>Juvenile Female</u>	
<i>Interstate Compact (RD0)*</i>	1	1	6	0	8
	<u>District Supervision Breakdown as follows:</u>				
Juv Reintegration District 2	13	0	1	0	14
Juv Reintegration District 3	11	3	1	0	15
Juv Reintegration District 4	4	3	2	0	9
Juv Reintegration District 5	4	0	0	0	4
Juv Reintegration District 6	1	2	1	0	4
Juv Reintegration District 8	12	1	1	0	14
Total	46	10	6	0	62

Total Juvenile Parole Population on the First Day of Each Month

<u>Calendar Year 2017</u>	Indiana Parolees		Other Jurisdiction		<u>Total</u>
	<u>Juvenile Male</u>	<u>Juvenile Female</u>	<u>Juvenile Male</u>	<u>Juvenile Female</u>	
January	27	6	5	0	38
February	24	7	5	0	36
March	27	7	4	0	38
April	25	7	6	0	38
May	22	5	6	0	33
June	24	4	4	0	32
July	24	4	4	0	32
August	24	6	5	0	35
September	27	7	5	0	39
October	34	8	5	0	47
November	46	10	6	0	62

** Includes Indiana parolees who are serving their parole in another state, as well as offenders from other States being supervised in Indiana (Interstate Compact)*

Sources: Juvenile Services
Parole Division
SAS - juvpar12.pgm

**Indiana Department of Correction
Indiana Government Center South, Room E334
302 W. Washington Street
Indianapolis, IN 46204**

**Prepared by:
Joshua Ross, Research Analyst
(317) 233-3432
josross@idoc.IN.gov**

This report and previous reports may be found at:

<http://www.in.gov/idoc/2376.htm>



CHANGING LIVES

The logo for the Indiana Department of Correction is circular, featuring a central torch surrounded by stars. The words "EMPLOYEES", "EFFICIENCY", and "EFFECTIVENESS" are arranged around the torch. The outer ring of the logo contains the text "INDIANA DEPARTMENT OF CORRECTION". To the right of the logo is a blue silhouette of the state of Indiana.

The Indiana Department of Correction advances public safety and successful re-entry through dynamic supervision, programming, and partnerships.