


# Indiana Department of Correction

## Division of Research & Technology



**Offender Population Statistical Report**  
**- November 2017 -**  
**Rob Carter, Commissioner**

**Indiana Department of Correction  
Indiana Government Center South, Room E334  
302 W. Washington Street  
Indianapolis, IN 46204**

**Prepared by:  
Joshua Ross, Research Analyst  
(317) 233-3432  
josross@idoc.in.gov**

**This report and previous reports may be found at:**

**<http://www.in.gov/idoc/2376.htm>**



## Definitions

For the purpose of this report, the following definitions apply:

**Admission** – The means by which an offender enters the custody or jurisdiction of the Indiana Department of Correction. For this report, with the exception of the return of an escapee, this does not include a return from a temporary absence.

**Average Daily Population** – The sum of the daily beginning counts for a month, divided by that month's number of daily beginning counts.

**Beginning Count** – The number of offenders physically present at the beginning of the day (ie, 0000:01 hours).

**Class A Felony** – An offense whereby a person convicted of this felony shall be imprisoned for a fixed term of thirty years, with not more than twenty years added for aggravating circumstances, or not more than ten years subtracted for mitigating circumstances.

**Class B Felony** – An offense whereby a person convicted of this felony shall be imprisoned for a fixed term of ten years, with not more than ten years added for aggravating circumstances, or not more than four years subtracted for mitigating circumstances.

**Class C Felony** – An offense whereby a person convicted of this felony shall be imprisoned for a fixed term of four years, with not more than four years added for aggravating circumstances, or not more than two years subtracted for mitigating circumstances.

**Class D Felony** – An offense whereby a person convicted of this felony shall be imprisoned for a fixed term of one and one-half years, with not more than one and one-half years added for aggravating circumstances, or not more than one year subtracted for mitigating circumstances.

**Class 1 Felony** – An offense whereby a person convicted of this felony shall be imprisoned with a sentence range of 20-40 years, with not more than twenty years added as a habitual offender enhancement.

**Class 2 Felony** – An offense whereby a person convicted of this felony shall be imprisoned with a sentence range of 10-30 years, with not more than twenty years added as a habitual offender enhancement.

**Class 3 Felony** – An offense whereby a person convicted of this felony shall be imprisoned with a sentence range of 3-16 years, with not more than twenty years added as a habitual offender enhancement.

**Class 4 Felony** – An offense whereby a person convicted of this felony shall be imprisoned with a sentence range of 2-12 years, with not more than twenty years added as a habitual offender enhancement.

**Class 5 Felony** – An offense whereby a person convicted of this felony shall be imprisoned with a sentence range of 1-6 years, with not more than six years added as a habitual offender enhancement.

**Class 6 Felony** – An offense whereby a person convicted of this felony shall be imprisoned with a sentence range of 0.5-2.5 years, with not more than six years added as a habitual offender enhancement.

**Contracted Beds** - Those offenders who have been committed to the Indiana Department of Correction, but are housed in a local work release facility under contract of a 3rd party provider.

**County Jail "Back-ups" (Jail Bed Count)** – Those offenders who have been committed to the Indiana Department of Correction, but are housed in a county jail until they can be transferred to a Department of Correction intake facility. The county receives \$35.00 per day, per offender, to house these offenders.

**Ending Count** – The number of offenders physically present at the end of the day (ie, 2400:00 hours).

**Felon** – A person convicted in any jurisdiction who might have been imprisoned for more than one year.

**Murder** - An offense whereby a person convicted of this felony shall be imprisoned for a fixed term of fifty-five years, with not more than ten years added for aggravating circumstances, or not more than ten years subtracted for mitigating circumstances.

## Definitions Continued

**Operational Capacity** – The total bed capacity of the facility. The capacity of a facility is the number of beds authorized for safe and efficient operation of the facility.

**Pre-Dispositional** – An individual ordered by the Court to the Indiana Department of Correction for evaluation prior to sentencing.

**Release** – The means by which an offender leaves the custody or jurisdiction of the Indiana Department of Correction. For this report, with the exception of an escape, this does not include a temporary absence.

**Safekeeper** – An individual whom the Court has determined to be in imminent danger of serious bodily injury or death, or who represents a substantial threat to the safety of others, and whom the Court has ordered to the Indiana Department of Correction for custody and security control.

**Maximum Level Facilities** – Maximum security facilities have very restrictive security measures and housing is celled space.

**Medium Level Facilities** – Medium security facilities have moderate degree of security measures and housing consists of dormitories and celled space.

**Minimum Level Facilities** – Minimum Security Facilities have the least restrictive security measures and housing is dormitory style. Also included as minimum security are work release program offenders who leave the facility for outside employment but return nightly.

**Intake Facilities** – Intake facilities are designated to receive newly committed adult offenders. During the intake process each offender is evaluated through interviews, reports and diagnostic tests. This evaluation forms the basis of the offenders' facility and program assignment.

**Secure Housing Units** – Denotes maximum control with the most restrictive security measures in place.

**Vacancy** – The number of beds available for assignment.

**Juvenile Diagnostic/Walkthrough** – A Juvenile court can order a youth to the Department of Correction to be temporarily committed for not more than 14 days (excluding Saturdays, Sundays and Legal holidays) for the purpose of an evaluation. The youth must be adjudicated delinquent and the order has to be prior to disposition. The department will send a report to the court of the written findings.

## **Indiana Department of Correction Population Summary**

- There were 23,621 adult male offenders (including 274 county jail “back-ups” and 71 in contracted beds) on December 01, 2017. This population is 4% below operational bed capacity for general population.
- There were 2,379 adult female offenders (including 49 county jail “back-ups” and 34 in contracted beds) on December 01, 2017. This population is 11% below the operational bed capacity.
- There were 369 juvenile male offenders in the Department’s facilities on December 01, 2017. This population is 49% below the operational bed capacity.
- There were 38 juvenile female offenders in the Department’s facilities on December 01, 2017. This population is 37% below the operational bed capacity.
- There were 6,539 adult males on parole in Indiana (6,076 Indiana parolees and 463 other jurisdiction parolees) on December 01, 2017.
- There were 690 adult females on parole in Indiana (629 Indiana parolees and 61 other jurisdiction parolees) on December 01, 2017.
- There were 896 adults admitted to IDOC (783 male and 113 female) and 977 adults released from IDOC (861 male and 116 female) in November 2017.
- There were 66 juveniles admitted to IDOC (57 male and 9 female) and 50 juveniles released from IDOC (45 male and 5 female) in November 2017.

**Indiana Department of Correction  
Human Resource Report**

**November 30, 2017**

**ADULT FACILITIES**

Facility	Total Staff*	Custody Staff	Non-Custody	Vacancies	Hires - Rehires	Retired - Terminated	Inter-Agency		Contract/Vendor		
							In	Out	Aramark	Health	Education
Branchville Correctional Facility	256	183	73	17	0	0	0	0	10	31	6.0
Chain O'Lakes Correctional Facility	24	18	6	6	0	3	0	0	4	2	0.0
Correctional Industrial Facility	298	231	67	70	4	6	0	0	15	27	6.5
Edinburgh Correctional Facility	66	52	14	4	0	2	0	0	4	6	0.0
Indiana State Prison/Lakeside	498	399	99	69	1	15	0	0	22	49	0.0
Indiana Women's Prison	178	122	56	19	0	1	0	0	6	25	5.5
Indianapolis Re-Entry Educational Fac.	0	0	0	0	0	0	0	0	0	0	2.5
Madison Correctional Facility	207	151	56	50	0	3	0	0	6	27	5.5
Miami Correctional Facility	481	376	105	74	8	7	2	0	28	62	10.5
New Castle Correctional Facility**	418	285	133	127	0	0	0	0	31	64	18.0
Pendleton Correctional Facility	467	350	117	54	8	10	2	0	18	47	2.5
Plainfield Correctional Facility	338	249	89	57	0	6	2	0	30	47	5.5
Putnamville Correctional Facility	451	340	111	73	6	10	1	0	19	41	9.0
Reception-Diagnostic Center	212	163	49	36	0	4	1	0	0	31	0.0
Rockville Correctional Facility	232	159	73	33	0	1	0	0	14	34	9.0
South Bend Comm. Re-Entry Center	35	25	10	7	3	2	0	0	4	2	0.0
Heritage Trail DOC Staff	23	0	23	0	0	0	0	0	0	9	2.5
Heritage Trail GEO Staff**	138	96	42	12	0	0	0	0	2	11	0.0
Wabash Valley Correctional Facility	595	470	125	52	0	2	0	0	29	52	8.0
Westville Correctional Facility	674	512	162	95	0	13	0	0	42	77	11.5
<b>Total</b>	<b>5,591</b>	<b>4,181</b>	<b>1,410</b>	<b>855</b>	<b>30</b>	<b>85</b>	<b>8</b>	<b>0</b>	<b>284</b>	<b>644</b>	<b>103</b>

**JUVENILE FACILITIES**

Facility	Total Staff*	Custody Staff	Non-Custody	Vacancies	Hires - Rehires	Retired - Terminated	Inter-Agency		Contract/Vendor		
							In	Out	Aramark	Health	Education
Camp Summit	55	38	17	10	0	2	0	0	0	1	3.0
Logansport Intake/North Central	162	114	48	24	0	3	0	0	6	12	2.0
Madison Juvenile Correctional	70	62	8	17	0	0	0	0	0	0	0.0
Pendleton Juvenile Correctional	253	175	78	41	1	8	2	0	9	14	4.0
<b>Total</b>	<b>540</b>	<b>389</b>	<b>151</b>	<b>92</b>	<b>1</b>	<b>13</b>	<b>2</b>	<b>0</b>	<b>15</b>	<b>27</b>	<b>9.0</b>

**ADMINISTRATIVE**

Central Office***	<b>Total</b>	519	185	334	40	0	0	0	0	0	0	1.0
-------------------	--------------	-----	-----	-----	----	---	---	---	---	---	---	-----

**TOTALS**

<b>STATE EMPLOYEE TOTAL</b>	<b>6,094</b>	<b>4,374</b>	<b>1,720</b>	<b>848</b>	<b>31</b>	<b>98</b>	<b>10</b>	<b>0</b>	<b>0</b>	<b>0</b>	<b>0</b>
<b>CONTRACT EMPLOYEE TOTAL</b>	<b>1,639</b>	<b>381</b>	<b>1,258</b>	<b>139</b>	<b>0</b>	<b>0</b>	<b>0</b>	<b>0</b>	<b>299</b>	<b>671</b>	<b>113</b>
<b>GRAND TOTAL</b>	<b>7,733</b>	<b>4,755</b>	<b>2,978</b>	<b>987</b>	<b>31</b>	<b>98</b>	<b>10</b>	<b>0</b>	<b>299</b>	<b>671</b>	<b>113</b>

\* Total Active Staff does not include those on disability, suspension, or leave with pay.

\*\* New Castle Correctional Facility and Heritage Trail are privately contracted institutions. Their hire/rehire and termination/reire data is not provided to DOC.

\*\*\* Includes Technology Services Division, PEN Products, Staff Development and Training, and the Parole Division (counted as Custody Staff)

Note: Total staff, custody staff, non-custody staff, and vacancy data are as of the end of the month.

Hires and re-hires, retirements and terminations, intra-agency transfer in and transfer out are the total number of actions for the month.

Source: DOC Human Resource



# Offender Statistics



**Indiana Department of Correction**  
**Table 1**  
**Offender Population & Vacancy Numbers, by Facility Security Level**  
**December 1, 2017**

**Minimum Security - Adult MALE**

	November Ending Count	General Population Vacancies	Programs & Treatment Vacancies	Segregation & Infirmery Vacancies	Down Beds	Held Beds
Chain O'Lakes	128	0	0	0	0	1
Edinburgh	318	24	0	0	0	2
Miami - MCA	195	7	0	0	0	2
New Castle - NCA	172	30	0	0	0	2
Pendleton - IRO	202	17	0	0	1	0
Westville - WCA	353	15	0	0	8	3
Wabash Valley - WVA	153	45	0	0	0	0
<b>Total</b>	<b>1,521</b>	<b>138</b>	<b>0</b>	<b>0</b>	<b>9</b>	<b>10</b>

**Re-Entry & Work Release - Adult MALE**

Bartholomew Co. Re-Entry	5	5	0	0	0	0
Chain O'Lakes Re-Entry	3	4	0	0	0	0
Duval Center Re-Entry	24	16	0	0	0	0
Lake Co. Re-Entry	5	5	0	0	0	0
South Bend Re-Entry	135	32	0	0	0	5
VOA/Hope Hall Re-Entry	9	11	0	0	0	0
Starke Co. PI - TC	28	0	19	0	0	1
<b>Total</b>	<b>209</b>	<b>73</b>	<b>19</b>	<b>0</b>	<b>0</b>	<b>6</b>

**Medium Security - Adult MALE**

	November Ending Count	General Population Vacancies	Programs & Treatment Vacancies	Segregation & Infirmery Vacancies	Down Beds	Held Beds
Branchville	1,295	98	86	6	0	0
Correctional Industrial	1,419	25	0	2	0	3
Indiana State Prison ISO	242	140	0	0	2	1
Plainfield	1,500	32	0	12	150	2
Putnamville	1,966	95	1	2	445	1
Heritage Trail	847	15	0	0	0	6
Westville	2,441	33	90	38	309	30
New Castle	2,384	8	3	24	0	12
<b>Total</b>	<b>12,094</b>	<b>446</b>	<b>180</b>	<b>84</b>	<b>906</b>	<b>55</b>



Table 1 (Cont.)

<b>Maximum Security - Adult MALE</b>
--------------------------------------

	November Ending Count	General Population Vacancies	Programs & Treatment Vacancies	Segregation & Infirmery Vacancies	Down Beds	Held Beds
Miami	2,913	58	0	3	1	9
Indiana State Prison	1,920	70	40	10	9	18
Pendleton	1,325	8	1	7	6	6
Pendleton Treatment Unit	191	0	79	0	27	1
ISR - Secure Housing Unit	61	0	0	6	2	0
Reception Diag. Center	572	92	0	0	31	0
New Castle Annex	442	24	0	10	8	2
New Castle Mental Health	119	0	8	0	0	1
WCU Secure Housing Unit	106	0	0	1	2	1
Wabash Valley	1,709	9	40	2	6	19
WVS - Secure Housing Unit	165	0	0	48	3	0
<b>Total</b>	<b>9,523</b>	<b>261</b>	<b>168</b>	<b>87</b>	<b>95</b>	<b>57</b>

<b>Minumum Security &amp; Re-Entry - Adult FEMALE</b>
---

	November Ending Count	General Population Vacancies	Programs & Treatment Vacancies	Segregation & Infirmery Vacancies	Down Beds	Held Beds
Madison	540	122	0	0	0	0
Jefferson Co. Re-Entry	32	26	0	0	0	0
Crane House	13	32	0	0	0	0
Bartholomew Co. Re-Entry	0	10	0	0	0	0
Lake Co. Re-Entry	0	10	0	0	0	0
VOA/Evansville/Female	2	3	0	0	0	0
<b>Total</b>	<b>587</b>	<b>203</b>	<b>0</b>	<b>0</b>	<b>0</b>	<b>0</b>

<b>Medium Security - Adult FEMALE</b>
---------------------------------------

Rockville	1,021	57	29	10	0	0
<b>Total</b>	<b>1,021</b>	<b>57</b>	<b>29</b>	<b>10</b>	<b>0</b>	<b>0</b>

<b>Maximum Security - Adult FEMALE</b>
--

Women's Prison	587	23	15	4	0	2
Rockville Intake	135	1	0	0	0	0
<b>Total</b>	<b>722</b>	<b>24</b>	<b>15</b>	<b>4</b>	<b>0</b>	<b>2</b>

<b>JAIL BED COUNT</b>
-----------------------

Adult Male	274	N/A	N/A	N/A	N/A	N/A
Adult Female	49	N/A	N/A	N/A	N/A	N/A
<b>Total</b>	<b>323</b>					

Table 1 (Cont.)

<b>JUVENILE OFFENDERS</b>
---------------------------

**Juvenile Male**

	November Ending Count	General Population Vacancies	Programs & Treatment Vacancies	Segregation & Infirmery Vacancies	Down Beds	Held Beds
Logansport Juvenile Intake/Diagnostic Facility	38	46	0	8	0	0
North Central Juvenile Correctional Facility	137	37	0	0	0	0
Pendleton Juvenile Correctional Facility	194	177	0	16	0	4
<b>Total</b>	<b>369</b>	<b>260</b>	<b>0</b>	<b>24</b>	<b>0</b>	<b>4</b>

**Juvenile Female**

LaPorte Juvenile Correctional Facility	38	22	0	2	0	0
--	----	----	---	---	---	---

<b>TOTALS</b>
---------------

	November Ending Count	General Population Vacancies	Programs & Treatment Vacancies	Segregation & Infirmery Vacancies	Down Beds	Held Beds
GRAND TOTAL FOR ALL ADULT MALES (Includes Jail Bed Count and Contracted Beds)	23,621	918	367	171	1,010	128
TOTAL FOR ADULT MALES IDOC FACILITIES ONLY	23,276	881	348	171	1,010	127
GRAND TOTAL FOR ALL ADULT FEMALES (Includes Jail Bed Count and Contracted Beds)	2,379	284	44	14	0	2
TOTAL FOR ADULT FEMALES IDOC FACILITIES ONLY	2,315	203	44	14	0	2
TOTAL FOR JUVENILE MALES	369	260	0	24	0	4
TOTAL FOR JUVENILE FEMALES	38	22	0	2	0	0
GRAND TOTAL FOR THE DEPARTMENT (Includes Jail Bed Count and Contracted Beds)	26,407	1,484	411	211	1,010	134
GRAND TOTAL FOR THE DEPARTMENT (Excludes Jail Bed Count and Contracted Beds)	25,998	1,366	392	211	1,010	133

Sources: Planning Division Facility Body Count Report  
 Planning Division Juvenile Daily Count Report  
 OIS - Jail Bed Count  
 Operational Support Services - Vacancy Report

**Indiana Department of Correction**  
**Table 2**  
**Operational Capacity Compared to Population, by Facility**  
**December 1, 2017**

<b>Minimum Security - Adult MALE</b>					
	<b>October</b>	<b>November</b>	<b>November</b>	<b>November</b>	<b>Percent +/-</b>
	<b>Operational</b>	<b>Operational</b>	<b>Adjusted</b>	<b>Ending</b>	<b>Capacity</b>
	<b>Capacity</b>	<b>Capacity</b>	<b>Operational</b>	<b>Count</b>	<b>Capacity</b>
			<b>Capacity*</b>		
Chain O'Lakes	129	129	128	128	0%
Edinburgh	344	344	342	318	-7%
Miami - MCA	204	204	202	195	-3%
New Castle - NCA	204	204	202	172	-15%
Pendleton - IRO	220	220	219	202	-8%
Westville - WCA	379	379	368	353	-4%
Wabash Valley - WVA	198	198	198	153	-23%
<b>Total</b>	<b>1,678</b>	<b>1,678</b>	<b>1,659</b>	<b>1,521</b>	<b>-8%</b>

<b>Re-Entry &amp; Work Release - Adult MALE</b>					
Bartholomew Co. Re-Entry	10	10	10	5	-50%
Chain O'Lakes Re-Entry	7	7	7	3	-57%
Duval Center Re-Entry	40	40	40	24	-40%
Lake Co. Re-Entry	10	10	10	5	-50%
South Bend Re-Entry	172	172	167	135	-19%
VOA/Hope Hall Re-Entry	20	20	20	9	-55%
Starke Co. PI - TC	<u>48</u>	<u>48</u>	28	28	<u>0%</u>
<b>Total</b>	<b>307</b>	<b>307</b>	<b>282</b>	<b>209</b>	<b>-26%</b>

<b>Medium Security - Adult MALE</b>					
Branchville	1,485	1,485	1393	1,295	-7%
Correctional Industrial	1,449	1,449	1444	1,419	-2%
Indiana State Prison ISO	385	385	382	242	-37%
Plainfield	1,696	1,696	1532	1,500	-2%
Putnamville	2,510	2,510	2061	1,966	-5%
Heritage Trail	868	868	862	847	-2%
Westville	2,941	2,941	2474	2,441	-1%
New Castle	<u>2,431</u>	<u>2,431</u>	2392	2,384	<u>0%</u>
<b>Total</b>	<b>13,765</b>	<b>13,765</b>	<b>12,540</b>	<b>12,094</b>	<b>-4%</b>

Table 2 (Cont.)

<b>Maximum Security - Adult MALE</b>					
	<b>October Operational Capacity</b>	<b>November Operational Capacity</b>	<b>November Adjusted Operational Capacity*</b>	<b>November Ending Count</b>	<b>Percent +/- Capacity</b>
Miami	2,984	2984	2971	2,913	-2%
Indiana State Prison	2,067	2067	1990	1,920	-4%
Pendleton	1,353	1353	1333	1,325	-1%
Pendleton Treatment Unit	298	298	191	191	0%
ISR Secure Housing Unit	69	69	61	61	0%
Reception Diag. Center	695	695	664	572	-14%
New Castle Annex	486	486	466	442	-5%
New Castle Mental Health	128	128	119	119	0%
WCU Secure Housing Unit	110	110	106	106	0%
Wabash Valley	1,785	1785	1718	1,709	-1%
WVS Secure Housing Unit	<u>216</u>	<u>216</u>	165	165	<u>0%</u>
<b>Total</b>	<b>10,191</b>	<b>10,191</b>	<b>9,784</b>	<b>9,523</b>	<b>-3%</b>

<b>Minumum Security &amp; Re-Entry - Adult FEMALE</b>					
Madison	662	662	662	540	-18%
Crane House	45	45	58	32	-45%
Jefferson Co. Re-Entry	58	58	45	13	-71%
Bartholomew Co. Re-Entry	10	10	10	0	-100%
Lake Co. Re-Entry	10	10	10	0	-100%
VOA/Evansville/Female	<u>5</u>	<u>5</u>	5	2	<u>-60%</u>
<b>Total</b>	<b>790</b>	<b>790</b>	<b>790</b>	<b>587</b>	<b>-26%</b>

<b>Medium Security - Adult FEMALE</b>					
Rockville	<u>1,117</u>	<u>1,117</u>	<u>1078</u>	1,021	-5%
<b>Total</b>	<b>1,117</b>	<b>1,117</b>	<b>1,078</b>	<b>1,021</b>	<b>-5%</b>

<b>Maximum Security - Adult FEMALE</b>					
Women's Prison	631	631	610	587	-4%
Rockville Intake	<u>136</u>	<u>136</u>	136	135	-1%
<b>Total</b>	<b>767</b>	<b>767</b>	<b>746</b>	<b>722</b>	<b>-3%</b>

<b>JAIL BED COUNT**</b>					
Adult Male	298	274	274	274	0%
Adult Female	<u>52</u>	<u>49</u>	<u>49</u>	<u>49</u>	<u>0%</u>
<b>Total</b>	<b>350</b>	<b>323</b>	<b>323</b>	<b>323</b>	<b>0%</b>

<b>JUVENILE OFFENDERS</b>					
<b>Juvenile Male</b>					
Logansport Juvenile Intake/Diagnostic Facility	92	92	84	38	-55%
North Central Juvenile Correctional Facility	174	174	174	137	-21%
Pendleton Juvenile Correctional Facility	<u>391</u>	<u>391</u>	371	194	<u>-48%</u>
<b>Total</b>	<b>657</b>	<b>657</b>	<b>718</b>	<b>369</b>	<b>-49%</b>

Table 2 (Cont.)

**Juvenile Female**

	October Operational Capacity	November Operational Capacity	November Adjusted Operational Capacity*	November Ending Count	Percent +/- Capacity
Madison/LaPorte Juvenile Correctional Facility	174	174	60	38	-37%

**TOTALS**

	October Operational Capacity	November Operational Capacity	November Adjusted Operational Capacity*	November Ending Count	Percent +/- Capacity
GRAND TOTAL FOR ALL ADULT MALES (Includes Jail Bed Count and Contracted Beds)	26,239	26,215	24,539	23,621	-4%
TOTAL FOR ADULT MALES IDOC FACILITIES ONLY	25,813	25,813	24,157	23,276	-4%
GRAND TOTAL FOR ALL ADULT FEMALES (Includes Jail Bed Count and Contracted Beds)	2,726	2,723	2,663	2,379	-11%
TOTAL FOR ADULT FEMALES IDOC FACILITIES ONLY	2,604	2,604	2,531	2,296	-9%
TOTAL FOR JUVENILE MALES	657	657	718	369	-49%
TOTAL FOR JUVENILE FEMALES	174	174	60	38	-37%
<b>GRAND TOTAL FOR THE DEPARTMENT (Includes Jail Bed Count** and Contracted Beds)</b>	<b>29,796</b>	<b>29,769</b>	<b>27,980</b>	<b>26,407</b>	<b>-6%</b>
<b>GRAND TOTAL FOR THE DEPARTMENT (Excludes Jail Bed Count and Contracted Beds)</b>	<b>29,248</b>	<b>29,248</b>	<b>27,466</b>	<b>25,979</b>	<b>-5%</b>

\*Adjusted Operational Capacity includes Intake Beds and excludes Down, Held, and Segregation/Infirmary, and Program/Treatment Hold Beds.

\*\*Jail Bed Counts - IDOC offender Jail Bed holding is demand-based, therefore Jail Bed Percent Capacity is always 0%. Jail Bed Operational Capacity is

Sources: Planning Division Facility Body Count Report  
 Planning Division Juvenile Daily Count Report  
 OIS - Jail Bed Count  
 Operational Support Services - Vacancy Report

# Indiana Department of Correction

## Table 3

### Facility Population on the First Day of Each Month (Excludes County Jail "Back-ups" & Contracted Beds)

<b><u>2016</u></b>	<b>Adult <u>Male</u></b>	<b>Adult <u>Female</u></b>	<b>Juvenile <u>Male</u></b>	<b>Juvenile <u>Female</u></b>	<b><u>Total</u></b>
January	24,222	2,364	399	57	27,042
February	23,855	2,375	403	50	26,683
March	23,650	2,364	389	48	26,451
April	23,594	2,435	408	44	26,481
May	23,552	2,299	399	46	26,296
June	23,366	2,245	379	43	26,033
July	23,189	2,202	379	48	25,818
August	23,089	2,214	375	51	25,729
September	23,026	2,184	368	44	25,622
October	23,145	2,167	377	50	25,739
November	23,075	2,137	365	48	25,625
December	22,995	2,116	376	49	25,536

<b><u>2017</u></b>	<b>Adult <u>Male</u></b>	<b>Adult <u>Female</u></b>	<b>Juvenile <u>Male</u></b>	<b>Juvenile <u>Female</u></b>	<b><u>Total</u></b>
January	22,939	2,106	364	45	25,454
February	22,847	2,132	359	39	25,377
March	22,893	2,142	352	38	25,425
April	23,034	2,150	368	37	25,589
May	22,982	2,164	385	35	25,566
June	23,001	2,207	378	36	25,622
July	23,056	2,216	402	38	25,712
August	23,101	2,224	391	36	25,752
September	23,231	2,292	385	35	25,943
October	23,379	2,305	382	36	26,102
November	23,290	2,331	357	33	26,011
December	23,583	2,315	369	38	26,305

Source: Research Division Juvenile Daily Count Report

**Indiana Department of Correction**  
**Table 4**  
**Parole Caseload on December 01, 2017**

<b>Parole District</b>	<b>Indiana Parolees</b>		<b>Other Jurisdiction</b>		<b>Total</b>
	<b>Adult Male</b>	<b>Adult Female</b>	<b>Adult Male</b>	<b>Adult Female</b>	
<i>Interstate Compact (PD0)*</i>	445	57	463	61	1,026
			<b>District Supervision Breakdown as follows:</b>		
Re-Entry Parole (PD1)	381	48	24	3	456
Fort Wayne (PD2)	704	75	46	4	829
Indianapolis (PD3)	1423	130	81	5	1,639
Evansville (P4A)	452	23	25	4	504
Terre Haute (P4B)	499	53	29	6	587
Bloomington (PD5)	348	55	31	4	438
Gary (PD6)	564	41	69	9	683
New Castle (PD7)	609	79	34	5	727
South Bend (PD8)	777	74	76	6	933
Madison (PD9)	319	51	48	15	433
<b>Total</b>	<b>6,521</b>	<b>686</b>	<b>463</b>	<b>61</b>	<b>7,731</b>

**Total Parole Population on the First Day of Each Month**

<b>Calendar Year 2017</b>	<b>Indiana Parolees</b>		<b>Other Jurisdiction</b>		<b>Total</b>
	<b>Adult Male</b>	<b>Adult Female</b>	<b>Adult Male</b>	<b>Adult Female</b>	
January	7,553	900	456	56	8,965
February	7,401	870	475	54	8,800
March	7,202	826	472	54	8,554
April	7,060	815	495	62	8,432
May	7,044	776	489	60	8,369
June	6,947	766	493	65	8,271
July	6,828	749	491	65	8,133
August	6,744	758	487	65	8,054
September	6,598	712	483	64	7,857
October	6,530	693	462	63	7,748
November	6,451	676	456	61	7,644
December	6,521	686	463	61	7,731

\* Includes Indiana parolees who are serving their parole in another state, as well as offenders from other States being supervised in Indiana (Interstate Compact)

Sources: Juvenile Services  
Parole Division



# Adult Offender Statistics





**Indiana Department of Correction**  
**Table 5**  
**Monthly Admissions and Releases- Adult Offenders**  
(Includes County Jail "Back-ups" & Contracted Beds)

**November 2017**

<b>Admissions</b>	<b>Male</b>	<b>Female</b>	<b>Total</b>
New Commitments	368	59	427
Parole Violators - New Commits	42	0	42
Parole Violators - Technical	117	9	126
Unsentenced (Safekeepers)	3	0	3
Return from Esc - Sec/NonSec Facility	0	0	0
Return from Escape - Non-Secure Facility	2	0	2
Return from Escape - CTP Absconds	0	0	0
Court Supervision Violators - New Commits	101	21	122
Court Supervision Violators - Technical	142	24	166
Return from CTP - New Commits	1	0	1
Return from CTP - Technical	7	0	7
Unknown (Missing Data)	0	0	0
<b>Total Admissions</b>	<b>783</b>	<b>113</b>	<b>896</b>

<b>Releases</b>	<b>Male</b>	<b>Female</b>	<b>Total</b>
Parole	462	52	514
Probation	226	43	269
Escape Secure Facility	0	0	0
Walk-Away - Non-Secure Facility	4	0	4
Discharged	54	8	62
Unsentenced Discharged	0	0	0
Other (i.e. Death)	5	0	5
Community Transition Program (CTP)	101	12	113
CTP Absconds	9	1	10
Unknown (Missing Data)	0	0	0
<b>Total Releases</b>	<b>861</b>	<b>116</b>	<b>977</b>

*Of the 368 new commitments of male felons, 189 (51.4%) had a prior commitment.*

*Of the 59 new commitments of female felons, 10 (16.9%) had a prior commitment.*

*Effective July 1, 1998, misdemeanants are to be committed to DOC only under special circumstances (IC 11-12-6)*

Sources: SAS-prsadm8.pgm, SAS - prisrel8.pgm

**Indiana Department of Correction**  
**Table 6**  
**New Admissions by County of Commitment - Adult Offenders**

November 2017														November 2017													
Felony Level														Felony Level													
County	Murder	FA	FB	FC	FD	F1	F2	F3	F4	F5	F6	Other*	Total	County	Murder	FA	FB	FC	FD	F1	F2	F3	F4	F5	F6	Other*	Total
Adams	0	0	0	0	1	0	0	0	0	0	0	0	1	Madison	0	0	8	5	0	0	2	5	4	7	2	0	33
Allen	0	1	6	6	1	0	1	2	2	18	5	0	42	Marion	2	1	15	4	0	6	15	19	28	55	10	0	155
Bartholomew	0	0	0	0	0	0	0	1	1	1	0	0	3	Marshall	0	1	2	0	0	0	0	1	1	5	0	0	10
Benton	0	0	0	0	0	0	0	0	0	0	0	0	0	Martin	0	0	0	0	0	0	0	0	0	0	2	0	2
Blackford	0	0	0	0	1	0	0	0	0	1	1	0	3	Miami	0	0	0	0	0	0	0	0	1	1	0	0	2
Boone	0	0	0	0	1	0	1	0	2	1	3	0	8	Monroe	0	0	1	0	0	0	0	0	0	2	0	0	3
Brown	0	0	0	0	0	0	0	0	0	0	0	0	0	Montgomery	0	0	0	0	0	0	0	0	0	4	4	1	9
Carroll	0	0	0	0	0	0	0	0	1	0	0	0	1	Morgan	0	1	0	2	0	0	0	0	1	3	0	0	7
Cass	0	0	0	1	1	0	1	0	2	4	0	0	9	Newton	0	0	0	0	0	0	0	0	1	0	2	0	3
Clark	0	0	1	0	0	1	0	0	0	2	0	0	4	Noble	0	0	0	0	0	0	0	0	0	2	1	0	3
Clay	0	0	0	1	0	0	0	0	0	1	0	0	2	Ohio	0	0	0	0	0	0	0	0	0	0	0	0	0
Clinton	0	0	0	0	0	0	0	0	0	3	0	0	3	Orange	0	0	1	1	0	0	0	1	0	3	0	0	6
Crawford	0	0	0	0	0	0	0	0	0	0	0	0	0	Owen	0	0	1	1	0	0	0	0	0	0	0	0	2
Daviess	0	0	0	0	0	0	0	3	2	1	1	0	7	Parke	0	0	0	0	0	0	0	0	0	2	0	0	2
Dearborn	0	0	3	3	1	0	1	0	2	4	0	0	14	Perry	0	0	0	0	0	0	0	0	1	0	0	0	1
Decatur	0	0	1	0	0	0	0	0	2	1	0	0	4	Pike	0	0	0	0	0	1	0	0	2	3	0	0	6
DeKalb	0	0	1	0	0	0	0	2	1	0	0	0	4	Porter	0	0	0	0	0	0	0	0	0	0	0	0	0
Delaware	0	0	0	0	1	0	0	1	1	0	0	0	3	Posey	0	0	0	1	0	0	0	0	1	0	1	0	3
Dubois	0	0	0	0	0	0	1	0	1	0	0	0	2	Pulaski	0	0	0	0	0	0	0	0	0	0	0	0	0
Elkhart	0	0	3	1	1	1	2	4	5	6	6	0	29	Putnam	0	0	0	1	0	0	0	0	0	0	0	0	1
Fayette	0	1	0	0	0	0	0	0	2	1	0	0	4	Randolph	0	0	0	0	0	0	0	0	0	0	0	0	0
Floyd	0	0	1	0	0	0	2	0	1	1	0	0	5	Ripley	0	0	0	0	3	0	0	1	0	1	4	0	9
Fountain	0	0	0	0	0	0	0	0	0	0	0	0	0	Rush	0	0	0	0	0	0	0	1	0	1	0	0	2
Franklin	0	0	0	0	2	0	0	0	2	3	0	0	7	St. Joseph	0	0	1	1	0	0	1	3	2	10	1	0	19
Fulton	0	0	0	0	1	0	0	1	0	1	1	0	4	Scott	0	0	1	1	0	0	0	1	1	3	3	0	10
Gibson	0	0	0	1	0	1	0	0	0	0	0	0	2	Shelby	0	0	1	1	0	1	0	1	1	6	4	0	15
Grant	1	0	0	2	0	0	0	1	1	5	1	0	11	Spencer	0	0	0	0	0	0	0	0	1	0	1	0	2
Greene	0	0	0	0	0	1	0	1	3	0	0	0	5	Starke	0	0	1	1	0	0	0	0	1	2	0	0	5
Hamilton	0	0	1	0	0	1	1	1	1	2	0	0	7	Steuben	0	0	0	0	0	0	0	0	0	1	0	0	1
Hancock	0	0	0	0	0	0	0	0	3	1	0	0	4	Sullivan	0	0	0	0	0	0	0	0	1	1	0	0	2
Harrison	0	0	0	1	0	0	0	0	2	0	0	0	3	Switzerland	0	0	0	0	0	0	0	0	0	0	0	0	0
Hendricks	0	0	0	0	0	0	0	1	1	1	0	0	3	Tippecanoe	0	0	2	5	1	1	1	1	3	2	2	1	19
Henry	0	0	1	0	1	0	0	0	1	2	1	0	6	Tipton	0	0	0	1	0	0	0	0	0	0	0	0	1
Howard	0	2	4	0	0	0	2	3	3	0	0	0	14	Union	0	0	0	0	0	0	0	0	0	0	0	0	0
Huntington	0	0	0	0	1	0	0	0	1	1	0	0	3	Vanderburgh	0	0	0	3	0	0	3	1	3	15	6	0	31
Jackson	0	0	1	0	0	0	0	0	1	1	0	0	3	Vermillion	0	0	0	1	0	0	0	0	1	1	0	0	3
Jasper	0	0	0	0	0	0	1	0	0	0	0	0	1	Vigo	0	0	1	0	0	0	2	1	1	4	0	0	9
Jay	0	0	2	0	0	0	0	0	2	0	0	0	4	Wabash	0	0	2	0	0	0	0	0	2	5	0	0	9
Jefferson	0	0	0	0	0	0	0	0	0	0	0	0	0	Warren	0	0	1	0	0	0	0	0	0	0	1	0	2
Jennings	0	0	0	0	2	0	0	0	0	1	0	0	3	Warrick	0	0	0	0	0	0	0	0	0	0	1	0	1
Johnson	0	0	3	0	1	0	3	2	5	2	0	0	16	Washington	0	0	0	1	0	0	0	0	1	1	0	0	3
Knox	0	1	1	0	0	0	0	0	5	5	8	1	0	Wayne	0	0	2	0	0	0	1	1	1	7	1	0	13
Kosciusko	0	0	0	1	0	0	1	1	0	0	0	0	3	Wells	0	0	0	0	0	0	0	0	1	3	1	0	5
LaGrange	0	0	0	0	0	1	0	0	1	0	0	0	2	White	0	0	0	0	0	0	0	1	2	0	0	0	3
Lake	0	1	1	3	1	0	0	5	5	8	1	0	25	Whitley	0	0	0	0	1	0	0	1	1	1	2	0	6
LaPorte	1	0	2	0	0	0	1	0	3	0	0	0	7	Unknown	0	0	0	0	0	0	0	0	0	0	0	3	3
Lawrence	0	0	3	0	0	0	0	1	3	2	0	0	9	Totals	4	9	75	50	19	15	36	66	104	249	83	5	715

Data based on Most Serious Offense and includes only New- and Rec commitments.

Parole violators are not included.

\*"Other" may include missing, habitual offense, contempt of court, or misdemeanor.

\*\*"Unknown" represents offenders who were sentenced to DOC, but County of Commitment data was unavailable.

Source: Prsadm7.pgm

**Indiana Department of Correction**  
**Table 7**  
**Release Type by County of Commitment - Adult Offenders**

November 2017

County	Release Type				Total	County	Release Type				Total
	Parole	Probation	Discharged	CTP			Parole	Probation	Discharged	CTP	
Adams	3	1	0	0	4	Madison	15	15	1	5	36
Allen	22	7	1	8	38	Marion	131	62	15	32	240
Bartholomew	1	1	0	3	5	Marshall	4	1	3	0	8
Benton	0	0	0	0	0	Martin	3	1	0	2	6
Blackford	0	0	0	0	0	Miami	2	1	2	0	5
Boone	1	4	0	0	5	Monroe	9	1	1	3	14
Brown	1	0	0	0	1	Montgomery	2	0	0	0	2
Carroll	3	0	0	1	4	Morgan	7	0	0	2	9
Cass	2	0	1	2	5	Newton	2	2	0	0	4
Clark	5	3	1	1	10	Noble	6	4	0	0	10
Clay	2	0	0	0	2	Ohio	0	0	0	0	0
Clinton	7	5	1	0	13	Orange	4	1	0	0	5
Crawford	1	0	1	0	2	Owen	0	0	0	0	0
Daviess	2	3	0	0	5	Parke	0	2	2	0	4
Dearborn	0	13	3	0	16	Perry	2	0	0	0	2
Decatur	4	2	1	3	10	Pike	2	0	0	0	2
DeKalb	3	0	0	2	5	Porter	6	2	0	0	8
Delaware	8	4	1	2	15	Posey	1	1	0	0	2
Dubois	1	2	0	0	3	Pulaski	0	0	0	1	1
Elkhart	17	12	4	5	38	Putnam	2	1	0	0	3
Fayette	5	4	0	3	12	Randolph	1	0	0	0	1
Floyd	4	2	1	0	7	Ripley	4	2	0	0	6
Fountain	1	0	0	0	1	Rush	2	1	1	1	5
Franklin	2	2	1	0	5	St. Joseph	23	8	0	4	35
Fulton	2	2	0	0	4	Scott	7	2	0	2	11
Gibson	0	2	0	0	2	Shelby	3	8	2	1	14
Grant	6	1	0	0	7	Spencer	1	1	0	1	3
Greene	1	1	0	0	2	Starke	2	1	0	0	3
Hamilton	15	3	2	0	20	Steuben	2	2	0	1	5
Hancock	1	3	1	0	5	Sullivan	0	0	0	0	0
Harrison	4	4	0	0	8	Switzerland	1	0	0	0	1
Hendricks	4	1	0	0	5	Tippecanoe	5	9	1	2	17
Henry	5	4	1	2	12	Tipton	0	0	0	0	0
Howard	6	8	2	2	18	Union	0	0	0	1	1
Huntington	5	2	0	0	7	Vanderburgh	22	5	2	8	37
Jackson	5	3	0	0	8	Vermillion	4	0	0	0	4
Jasper	3	1	0	0	4	Vigo	4	7	0	1	12
Jay	4	2	0	0	6	Wabash	5	2	2	1	10
Jefferson	8	0	3	2	13	Warren	0	0	0	0	0
Jennings	4	2	0	0	6	Warrick	0	1	0	0	1
Johnson	11	4	0	0	15	Washington	1	1	2	0	4
Knox	1	0	0	0	1	Wayne	6	0	0	0	6
Kosciusko	6	7	0	1	14	Wells	2	2	1	0	5
LaGrange	1	1	1	0	3	White	1	1	0	2	4
Lake	18	1	0	5	24	Whitley	0	1	0	0	1
LaPorte	12	4	1	0	17	Unknown	0	0	0	0	0
Lawrence	3	0	0	1	4	<b>Totals</b>	<b>514</b>	<b>269</b>	<b>62</b>	<b>113</b>	<b>958</b>

This data excludes temporary moves, safekeepers, predispositions, escapes, deaths, releases from CTP and releases from out of state parole.

\*\*"Unknown" represents offenders who were sentenced to DOC, but County of Commitment data was unavailable.

Source: prisrel7.pgm

**Indiana Department of Correction**  
**Table 8**  
**Number of Department of Correction Offenders**  
**Held in County Jails\***  
**December 01 , 2017**

<u>County</u>	<u>Adult Male</u>	<u>Adult Female</u>	<u>County</u>	<u>Adult Male</u>	<u>Adult Female</u>	<u>County</u>	<u>Adult Male</u>	<u>Adult Female</u>
Adams	3	1	Hendricks	4	1	Pike	0	0
Allen	20	4	Henry**	0	0	Porter	1	0
Bartholomew	0	0	Howard	3	1	Posey	0	0
Benton	0	0	Huntington	1	1	Pulaski**	1	0
Blackford**	3	0	Jackson	5	0	Putnam**	1	0
Boone	2	1	Jasper	0	0	Randolph	0	0
Brown	0	0	Jay	1	0	Ripley	0	0
Carroll	0	0	Jefferson	5	1	Rush	0	0
Cass	1	0	Jennings	1	0	St. Joseph	16	0
Clark	6	2	Johnson	2	0	Scott	6	2
Clay	2	0	Knox**	1	0	Shelby	1	1
Clinton	3	0	Kosciusko	4	1	Spencer**	1	0
Crawford**	0	0	LaGrange	0	0	Starke	1	1
Daviess	1	0	Lake	16	3	Steuben	0	0
Dearborn	4	3	LaPorte	4	2	Sullivan	1	0
Decatur	2	0	Lawrence	5	1	Switzerland	1	0
DeKalb	0	0	Madison	12	0	Tippecanoe	7	0
Delaware	2	0	Marion	30	4	Tipton	0	0
Dubois	1	0	Marshall	1	1	Union	0	0
Elkhart	14	3	Martin	4	0	Vanderburgh	17	3
Fayette	1	0	Miami	11	0	Vermillion	0	0
Floyd	1	1	Monroe	1	0	Vigo	4	0
Fountain	0	0	Montgomery	0	0	Wabash	1	3
Franklin	0	0	Morgan	2	1	Warren	0	0
Fulton	1	1	Newton	0	0	Warrick	1	0
Gibson	0	0	Noble	4	0	Washington	1	0
Grant	6	2	Ohio	0	0	Wayne	9	1
Greene	0	0	Orange**	0	2	Wells**	2	0
Hamilton	7	0	Owen	0	1	White	0	0
Hancock	2	0	Parke	0	0	Whitley	1	0
Harrison**	2	0	Perry	0	0	<b>Total</b>	<b>274</b>	<b>49</b>

\* Data is based on known frequencies reported by the counties, some county data may be missing

\*\* County Jail Substance Abuse Programs

Source: Offender Movement

**Indiana Department of Correction**  
**Table 9**  
**Community Transition Program**  
**Average Daily Populations**

<u>Month</u>	<u>2013</u>	<u>2014</u>	<u>2015</u>	<u>2016</u>	<u>2017</u>
January	493	521	457	518	465
February	475	511	442	480	475
March	511	492	468	492	475
April	510	470	529	518	481
May	509	496	549	499	487
June	522	504	539	469	481
July	533	494	539	491	445
August	495	475	559	496	421
September	513	479	538	509	400
October	527	484	564	478	385
November	558	482	528	470	389
December	<u>544</u>	<u>475</u>	<u>522</u>	<u>461</u>	
<b>YEARLY AVERAGE</b>	<b>516</b>	<b>490</b>	<b>519</b>	<b>490</b>	<b>446</b>

Source: CTP Database and OIS Warmbody

# Indiana Department Of Correction

## Table 10

### Community Transition Program

#### November 2017 Release Information (Felony Level A-D)

<b>Total number of offenders eligible to be released =</b>		<b>297</b>
Felony A and B total =	208	
Felony C total =	69	
Felony D total =	13	
Murder =	7	
<b>Total number of offenders transitioned to counties for CTP =</b>		<b>55</b>
By default (lack of response from judge)		
Felony A or B =	0	
Felony C =	6	
Felony D =	2	
By approval by court order from judge		
Felony A or B =	37	
Felony C =	8	
Felony D =	2	
Murder =	0	
<b>Total number of offenders transitioned to counties then returned to DOC due to refusal (court ordered denial upon receipt of offender) =</b>		<b>0</b>
<b>Total number of court ordered denials =</b>		<b>153</b>
Felony A or B =	98	
Felony C =	45	
Felony D =	7	
Murder =	3	
<b>Total number of Felony A or B, or Murder denials by default (no response from judge) =</b>		<b>60</b>
<b>Total number of offenders who became ineligible after eligibility determined but prior to CTP commencement date (reasons include change in Earliest Possible Release Date, change in warrant status, released to probation or to parole, other miscellaneous) =</b>		<b>29</b>
Felony A or B =	17	
Felony C =	10	
Felony D =	2	
Murder =	0	

**Indiana Department Of Correction**  
**Table 10**  
**Community Transition Program**  
**November 2017 Release Information (Felony Level 1-6)**

<b>Total number of offenders eligible to be released =</b>	<b>162</b>
Felony 1 and 2 total =	3
Felony 3 and 4 total =	40
Felony 5 and 6 total =	119
<b>Total number of offenders transitioned to counties for CTP =</b>	<b>56</b>
By default (lack of response from judge)	
Felony 1 and 2 total	0
Felony 3 and 4 total	0
Felony 5 and 6 total	23
By approval by court order from judge	
Felony 1 and 2 total	1
Felony 3 and 4 total	12
Felony 5 and 6 total	20
<b>Total number of offenders transitioned to counties then returned to DOC due to refusal (court ordered denial upon receipt of offender) =</b>	<b>0</b>
<b>Total number of court ordered denials =</b>	<b>82</b>
Felony 1 and 2 total =	2
Felony 3 and 4 total =	20
Felony 5 and 6 total =	60
<b>Total number of Felony 1 or 2 denials by default (no response from judge) =</b>	<b>0</b>
<b>Total number of offenders who became ineligible after eligibility determined but prior to CTP commencement date (reasons include change in Earliest Possible Release Date, change in warrant status, released to probation or to parole, other miscellaneous) =</b>	<b>17</b>
Felony 1 and 2 total =	0
Felony 3 and 4 total =	1
Felony 5 and 6 total =	16

Indiana Department of Correction  
Table 11  
Total Number of Felony Offenses  
Committed to the Indiana Department of Correction

November 2017

Felony Level	Primary Offense	Secondary Offense	Nov-17		This Calendar Year	
			SEX		SEX	
			F	M	F	M
Murder	Murder (35-42-1-1)	Firearm Enhancement (35-50-2-11)	-	4	5	87
<b>Murder Total</b>			-	4	5	89

Felony Level	Primary Offense	Secondary Offense	Nov-17		This Calendar Year	
			SEX		SEX	
			F	M	F	M
A Felony	Arson (35-43-1-1)		-	-	-	1
	Burglary (35-43-2-1)		-	-	-	2
	Child Molesting (35-42-4-3)		-	9	-	94
	Criminal Deviate Conduct (35-42-4-2)		-	1	-	3
	Dealing Cocaine or Narcotic Drug (35-48-4-1)		-	3	4	36
	Dealing Methamphetamine (35-48-4-1.1)		-	1	4	17
	Dealing Sched I, II, or III Cntrld Sub (35-48-4-2)		-	-	5	8
	Kidnapping (35-42-3-2)		-	-	-	1
	Neglect of a Dependent/Death (35-46-1-4)		-	-	-	1
	Possession of Cocaine or Narcotic Drug (35-48-4-6)		-	-	-	2
	Rape (35-42-4-1)		-	-	-	5
	Robbery (35-42-5-1)		-	-	1	14
	Voluntary Manslaughter (35-42-1-3)		-	-	1	5
<b>A Felony Total</b>			-	14	15	189

Felony Level	Primary Offense	Secondary Offense	Nov-17		This Calendar Year	
			SEX		SEX	
			F	M	F	M
B Felony	Accident/Failure to Stop-Serious Inj/Death (9-26-1-8)		-	-	-	1
	Aggravated Battery (35-42-2-1.5)		-	-	3	22
	Arson (35-43-1-1)		-	2	2	11
	Battery (35-42-2-1)		-	-	-	5
	Battery by Bodily Waste (35-42-2-6)		-	-	-	2
	Burglary (35-43-2-1)		2	17	30	265
	Carjacking (35-42-5-2)		-	-	-	7
	Child Molesting (35-42-4-3)		1	-	1	47
	Criminal Confinement (35-42-3-3)		-	1	-	11
	Criminal Deviate Conduct (35-42-4-2)		-	-	-	6
	Dealing Cocaine or Narcotic Drug (35-48-4-1)		-	13	28	155
	Dealing Methamphetamine (35-48-4-1.1)		4	11	35	136
	Dealing Sched I, II, or III Cntrld Sub (35-48-4-2)		1	10	36	86
	Dealing Sched IV Cntrld Sub (35-48-4-3)		1	-	1	4
	Disarm Law Enforcement Officer (35-44-3-3.5b)		-	-	-	1
	Fail to Stop Accident w/Injury (9-26-1-1)		-	-	-	3
	Felon in Possession of a Firearm (35-47-4-5)		-	3	1	47
	Incest (35-46-1-3)		-	-	1	3
	Neglect of a Dependent (35-46-1-4)		-	-	3	1
	Operating Vehicle Intoxicated/Death (9-30-5-5)		-	1	1	3
	Possession Methamphetamine (35-48-4-6.1)		-	-	4	7
	Possession of Cocaine or Narcotic Drug (35-48-4-6)		-	2	8	7
	Prisoner Poss. Dang Device/Material (35-44-3-9.5)		-	-	-	1
	Rape (35-42-4-1)		-	-	-	11
	Robbery (35-42-5-1)		-	10	6	118
	Security Fraud (23-19-5-1)		-	-	-	1
	Sexual Misconduct with a Minor (35-42-4-9)		-	5	-	38
	Stalking (35-45-10-5)		-	-	-	1
	Vicarious Sexual Gratification (35-42-4-5)		-	-	-	1
	Voluntary Manslaughter (35-42-1-3)		-	-	-	1
<b>B Felony Total</b>			9	75	160	1002

Felony Level	Primary Offense	Secondary Offense	Nov-17		This Calendar Year	
			SEX		SEX	
			F	M	F	M
C Felony	Arson (35-43-1-1)		-	-	1	1
	Assisting a Criminal (35-44-3-2)		-	-	1	3
	Attempt to Commit a Felony (35-41-5-1)	Child Molesting (35-42-4-3)	-	-	-	1
	Auto Theft, Receiving Stolen Parts (35-43-4-2.5)		-	-	-	1
	Battery (35-42-2-1)		1	6	6	72
	Battery by Bodily Waste (35-42-2-6)		-	-	1	-
	Bribery (35-44-1-1)		-	-	-	1
	Burglary (35-43-2-1)		2	11	13	118



Felony Level	Primary Offense	Secondary Offense	Nov-17		This Calendar Year		
			SEX		SEX		
			F	M	F	M	
C Felony (cont'd)	Carrying Handgun w/o License (35-47-2-23)		-	-	-	6	
	Child Exploitation (35-42-4-4)		-	-	-	6	
	Child Molesting (35-42-4-3)		-	5	1	65	
	Child Seduction (35-42-4-7)		-	-	1	-	
	Child Solicitation (35-42-4-6)		-	-	-	2	
	Contribute to Delinquency (35-46-1-8)		-	-	-	2	
	Controlled Substance Registration (35-48-4-14)		-	-	1	1	
	Corrupt Business Influence (35-45-6-2)		-	2	5	10	
	Criminal Confinement (35-42-3-3)		-	-	-	9	
	Criminal Recklessness (35-42-2-2)		-	-	-	6	
	Dealing Marijuana, Hash Oil, or Hashish (35-48-4-10)		-	-	-	4	
	Dealing Sched IV Controlled Substance (35-48-4-3)		-	1	2	2	
	Dealing/Poss. Look-Alike Subs (35-48-4-4.6)		-	-	1	2	
	Disarm/Attempt to Disarm an Officer (35-44.1-3-2)		-	-	-	1	
	Driving After Forfeiture (9-12-3-2)		-	-	-	1	
	Escape/Failure to Return (35-44-3-5)		-	-	2	3	
	Failure to Register as a Sex Offender (11-8-8-17)		-	-	-	7	
	Firearm w/in One Mile of School (35-47-2-1)		-	1	-	12	
	Forgery (35-43-5-2)		5	7	62	86	
	Fraud on Financial Institution (35-43-5-8)		1	2	7	9	
	Handgun Violation (35-47-2-7)		-	1	1	8	
	Incest (35-46-1-3)		1	-	1	-	
	Intimidation (35-45-2-1)		1	-	1	21	
	Involuntary Manslaughter (35-42-1-4)		-	-	-	1	
	Neglect of a Dependent (35-46-1-4)		2	-	7	11	
	Non-Support of Dependent Child (35-46-1-5)		-	6	5	61	
	Obliterating Handgun I.D. (35-47-2-18)		-	-	-	3	
	Obtain Legend Drug by Fraud/Prior Conv (16-42-19-16)		-	-	5	-	
	Operating Vehicle Intoxicated/Death (9-30-5-5)		-	-	-	1	
	Operating Vehicle Intoxicated/Injury (9-30-5-4)		-	2	-	3	
	Operating Vehicle w/Lifetime Suspension (9-30-10-17)		-	2	3	39	
	Operating Vehicle-Habitual Violation (9-30-10-16)		-	-	-	1	
	Possession Methamphetamine (35-48-4-6.1)		-	1	2	10	
	Possession of Cocaine or Narcotic Drug (35-48-4-6)		-	3	2	25	
	Possession of Controlled Substance (35-48-4-7)		-	2	3	9	
	Possession of Precursors (35-48-4-14.5)		-	-	1	7	
	Promoting Prostitution (35-45-4-4)		-	-	-	3	
	Reckless Homicide (35-42-1-5)		-	1	4	7	
	Robbery (35-42-5-1)		1	-	7	29	
	Security Fraud (23-19-5-1)		-	-	-	4	
	Security Sale Fraud (23-2-6-3)		-	-	-	4	
	Sexual Battery (35-42-4-8)		-	-	-	2	
	Sexual Misconduct with a Minor (35-42-4-9)		-	3	1	33	
	Stalking (35-45-10-5)		-	-	-	1	
	Theft, Receiving Stolen Property (35-43-4-2)		2	-	7	5	
	Trafficking with an Inmate (35-44-3-9)		-	1	3	2	
	Welfare Fraud (35-43-5-7)		-	-	4	1	
	<b>C Felony Total</b>			<b>16</b>	<b>57</b>	<b>161</b>	<b>722</b>

Felony Level	Primary Offense	Secondary Offense	Nov-17		This Calendar Year	
			SEX		SEX	
			F	M	F	M
D Felony	Accident/Failure to Stop-Serious Inj/Death (9-26-1-8)		-	-	-	1
	Arson (35-43-1-1)		-	-	1	2
	Assisting a Criminal (35-44-3-2)		1	-	2	-
	Attempt to Commit a Felony (35-41-5-1)	Theft, Receiving Stolen Property (35-43-4-2)		-	-	2
	Auto Theft, Receiving Stolen Parts (35-43-4-2.5)		1	1	3	22
	Battery (35-42-2-1)		-	-	4	14
	Battery by Bodily Waste (35-42-2-6)		-	-	-	4
	Check Deception (35-43-5-5)		-	-	-	1
	Check Fraud (35-43-5-12)		-	-	3	12
	Child Exploitation (35-42-4-4)		-	-	-	2
	Child Seduction (35-42-4-7)		-	-	-	1
	Child Solicitation (35-42-4-6)		-	-	-	4
	Controlled Substance Registration (35-48-4-14)		-	-	-	2
	Criminal Confinement (35-42-3-3)		-	1	-	6
	Criminal Gang Activity (35-45-9-3)		-	-	-	3
	Criminal Mischief (35-43-1-2)		-	-	-	1
	Criminal Recklessness (35-42-2-2)		-	4	-	22
	Cruelty to Animals (35-46-3-12)		-	-	-	3
	Cultivation of Marijuana (35-48-4-1)		-	-	-	1
	Dealing Counterfeit Substance (35-48-4-5)		-	-	-	2
	Dealing Marijuana, Hash Oil, or Hashish (35-48-4-10)		-	1	1	11
	Dealing Subs. Represent as Cntrl'd Subs. (35-48-4-4.5)		-	-	-	3
	Dissemination of Matter Harmful to Minor (35-49-3-3)		-	-	-	4
	Domestic Battery (35-42-2-1.3)		-	-	-	14

Felony Level	Primary Offense	Secondary Offense	Nov-17		This Calendar Year	
			SEX		SEX	
			F	M	F	M
D Felony	Driving While Intoxicated (9-11-2-3)		-	-	-	1
(cont'd)	Driving While Intoxicated/Injury (9-11-2-4)		-	2	-	2
	Driving While Suspended/Oper Veh HTV (9-30-10-16)		-	-	3	31
	Driving While Suspended/Restricted (9-12-3-1)		-	-	-	1
	Dump Controlled Substance Waste (38-48-4-4.1)		-	-	-	1
	Exploit Endangered Adult (35-46-1-12)		-	-	-	1
	Fail to Stop Accident w/Injury (9-26-1-1)		-	2	-	5
	Failure to Appear (35-44-3-6)		-	-	-	1
	Failure to Register as a Sex Offender (11-8-8-17)		-	-	-	4
	Failure to Return to Lawful Detention (35-44-3-5)		1	1	2	19
	Failure to Warn Comm Disease (35-42-1-9)		-	-	-	2
	Forgery, Counterfeit (35-43-5-2)		-	-	1	2
	Fraud (35-43-5-4)		-	3	8	17
	Home Improvement Fraud (35-43-6-12)		-	-	-	5
	Identity Deception (35-43-5-3.5)		-	-	4	4
	Intimidation (35-45-2-1)		-	-	-	10
	Invasion of Privacy (35-46-1-15.1)		-	-	1	1
	Maintaining a Common Nuisance (35-48-4-13)		-	-	11	22
	Neglect of a Dependent (35-46-1-4)		1	1	7	7
	Non-Support of a Child (35-46-1-5)		-	5	5	47
	Obstruction of Justice (35-44-3-4)		-	-	-	7
	Operating Vehicle Intox-Prior (9-30-5-3)		-	3	2	49
	Operating Vehicle Intoxicated-Contrlld Sub (9-30-5-1)		-	-	1	2
	Operating Vehicle Intoxicated-Endanger (9-30-5-2)		-	-	3	6
	Operating Vehicle Intoxicated-Serious Injury (9-30-5-4)		-	-	-	10
	Perjury (35-44-2-1)		-	-	2	2
	Pointing a Firearm (35-47-4-3)		-	-	-	5
	Poss. of Marijuana, Hash Oil, or Hashish (35-48-4-11)		-	-	3	22
	Possession - Syringe/Needle (16-42-19-18)		-	1	12	11
	Possession of Cocaine or Narcotic Drug (35-48-4-6)		1	-	16	25
	Possession of Controlled Substance (35-48-4-7)		1	3	14	50
	Possession of Methamp Subst Tax (6-7-3-11-B)		-	-	-	1
	Possession of Methamphetamine (35-48-4-6.1)		-	1	12	19
	Possession of Paraphernalia (35-48-4-8.3)		-	-	-	1
	Possession of Precursors (35-48-4-14.5)		-	3	9	21
	Possession/Use of Legend Drug (16-42-19-13)		-	-	-	4
	Prostitution (35-45-4-2)		-	-	2	-
	Residential Entry (35-43-2-1.5)		-	1	1	11
	Resisting Law Enforcement (35-44-3-3)		-	1	1	29
	Sexual Battery (35-42-4-8)		-	-	-	4
	Sexual Misconduct with a Minor (35-42-4-9)		-	-	-	2
	Strangulation (35-42-2-9)		-	1	-	15
	Synthetic ID Deception (35-43-5-3.8)		-	-	-	1
	Theft, Receiving Stolen Property (35-43-4-2)		1	17	85	227
	Unlawful Possession of Smoking Instrument (16-42-19-17)		-	-	-	1
	Violation-1935 Firearms (35-47-5-4.1)		-	1	-	2
	Welfare Fraud (35-43-5-7)		-	-	1	2
<b>D Felony Total</b>			<b>7</b>	<b>53</b>	<b>220</b>	<b>849</b>

Felony Level	Primary Offense	Secondary Offense	Nov-17		This Calendar Year	
			SEX		SEX	
			F	M	F	M
Level 1 Felony	Aggravated Battery (35-42-2-1.5)		-	-	-	1
	Aiding, Inducing or Causing an Offense (35-41-2-4)	Burglary (35-43-2-1)	-	-	1	-
		Child Molesting (35-42-4-3)	-	-	3	-
	Attempt to Commit a Felony (35-41-5-1)	Child Molesting (35-42-4-3)	-	-	-	1
		Murder (35-42-1-1)	-	2	2	24
		Rape (35-42-4-1)	-	-	-	1
	Burglary (35-43-2-1)		-	1	-	9
	Child Molesting (35-42-4-3)		-	12	4	107
	Conspiracy (35-41-5-2)	Child Molesting (35-42-4-3)	-	-	2	1
		Murder (35-42-1-1)	-	-	1	1
	Neglect of a Dependent/Death (35-46-1-4)		2	1	7	10
	Rape (35-42-4-1)		-	-	-	13
<b>Level 1 Felony Total</b>			<b>2</b>	<b>16</b>	<b>20</b>	<b>168</b>

Felony Level	Primary Offense	Secondary Offense	Nov-17		This Calendar Year	
			SEX		SEX	
			F	M	F	M
Level 2 Felony	Aiding, Inducing or Causing an Offense (35-41-2-4)	Burglary (35-43-2-1)	-	-	1	1
		Dealing Methamphetamine (35-48-4-1.1)	-	-	-	1
		Robbery (35-42-5-1)	1	1	1	3
	Arson (35-43-1-1)		-	-	-	1
	Attempt to Commit a Felony (35-41-5-1)	Dealing Methamphetamine (35-48-4-1.1)	-	-	1	-

Felony Level	Primary Offense	Secondary Offense	Nov-17		This Calendar Year		
			SEX		SEX		
			F	M	F	M	
Level 2 Felony (cont'd)		Robbery (35-42-5-1)	-	1	-	4	
		Voluntary Manslaughter (35-42-1-3)	-	-	-	1	
		Battery (35-42-2-1)	-	-	-	1	
		Burglary (35-43-2-1)	-	4	2	56	
		Child Molesting (35-42-4-3)	-	-	-	2	
		Conspiracy (35-41-5-2)	-	-	-	5	
			Burglary (35-43-2-1)	-	-	-	5
			Dealing Cocaine or Narcotic Drug (35-48-4-1)	-	-	1	2
			Dealing Methamphetamine (35-48-4-1.1)	-	2	4	9
			Robbery (35-42-5-1)	-	-	1	1
		Dealing Cocaine or Narcotic Drug (35-48-4-1)		-	14	9	118
		Dealing Methamphetamine (35-48-4-1.1)		2	13	30	121
		Dealing Sched I, II, or III Cntrld Sub (35-48-4-2)		-	1	-	6
		Kidnapping (35-42-3-2)		-	-	-	5
		Possession - Destruct Device (35-47.5-5-2)		-	-	-	2
		Robbery (35-42-5-1)		1	2	5	24
		Voluntary Manslaughter (35-42-1-3)		-	2	3	18
			Firearm Enhancement (35-50-2-11)	-	-	-	1
	Level 2 Felony Total			4	40	58	383

Felony Level	Primary Offense	Secondary Offense	Nov-17		This Calendar Year		
			SEX		SEX		
			F	M	F	M	
Level 3 Felony	Accident/Failure to Stop-Serious Inj/Death (9-26-1-1.1)		-	-	3	11	
	Aggravated Battery (35-42-2-1.5)		-	3	8	82	
		Firearm Enhancement (35-50-2-11)	-	1	-	1	
	Aiding, Inducing or Causing an Offense (35-41-2-4)	Aggravated Battery (35-42-2-1.5)	-	-	-	1	
		Dealing Cocaine or Narcotic Drug (35-48-4-1)	-	-	-	1	
		Dealing Methamphetamine (35-48-4-1.1)	-	-	-	1	
		Neglect of a Dependent/Death (35-46-1-4)	-	-	1	-	
		Robbery (35-42-5-1)	-	-	1	8	
	Arson (35-43-1-1)		-	-	-	1	
	Attempt to Commit a Felony (35-41-5-1)	Aggravated Battery (35-42-2-1.5)	-	1	1	6	
		Rape (35-42-4-1)	-	-	-	2	
		Robbery (35-42-5-1)	1	2	6	24	
	Battery (35-42-2-1)		-	-	1	10	
	Burglary (35-43-2-1)		-	2	1	15	
	Child Molesting (35-42-4-3)		-	3	1	45	
	Conspiracy (35-41-5-2)	Aggravated Battery (35-42-2-1.5)	-	-	-	1	
		Criminal Confinement (35-42-3-3)	-	-	1	1	
		Dealing Cocaine or Narcotic Drug (35-48-4-1)	-	-	-	1	
		Dealing Methamphetamine (35-48-4-1.1)	-	-	1	1	
		Dealing Sched I, II, or III Cntrld Sub (35-48-4-2)	1	1	6	6	
		Dealing Sched IV Cntrld Sub (35-48-4-3)	1	1	1	4	
		Human Sexual Trafficking (35-42-3.5-1)	-	-	4	-	
		Kidnapping (35-42-3-2)	-	-	2	12	
		Neglect of a Dependent/Death (35-46-1-4)	2	-	12	9	
		Possession of Cocaine or Narcotic Drug (35-48-4-6)	-	3	2	17	
		Possession of Methamphetamine (35-48-4-6.1)	2	2	7	30	
		Rape (35-42-4-1)	-	4	1	37	
		Resisting Law Enforcement (35-44.1-3-1)	-	-	-	2	
		Robbery (35-42-5-1)	2	27	19	340	
			Firearm Enhancement (35-50-2-11)	-	-	-	1
	Level 3 Felony Total			11	73	118	879

Felony Level	Primary Offense	Secondary Offense	Nov-17		This Calendar Year	
			SEX		SEX	
			F	M	F	M
Level 4 Felony	Accident/Failure to Stop-Serious Inj/Death (9-26-1-8)		-	-	-	1
	Aiding, Inducing or Causing an Offense (35-41-2-4)	Aiding/Robbery with Armed Force or Threat (35-41-2-4)	-	-	2	-
		Arson (35-43-1-1)	-	-	1	-
		Burglary (35-43-2-1)	-	1	1	5
		Child Molesting (35-42-4-3)	-	-	-	2
		Dealing Cocaine or Narcotic Drug (35-48-4-1)	-	-	-	2
		Dealing Methamphetamine (35-48-4-1.1)	-	-	3	1
		Sexual Misconduct with a Minor (35-42-4-9)	-	1	-	1
	Arson (35-43-1-1)		2	6	10	41
	Attempt to Commit a Felony (35-41-5-1)	Arson (35-43-1-1)	-	-	-	2
		Burglary (35-43-2-1)	-	1	2	5

Felony Level	Primary Offense	Secondary Offense	Nov-17		This Calendar Year		
			SEX		SEX		
			F	M	F	M	
Level 4 Felony (cont'd)		Child Molesting (35-42-4-3)	-	1	-	2	
		Dealing Methamphetamine (35-48-4-1.1)	-	-	2	1	
		Escape (35-44.1-3-4)	-	-	1	-	
		Battery (35-42-2-1)	-	-	-	2	
		Burglary (35-43-2-1)	2	28	62	379	
		Child Exploitation (35-42-4-4)	-	1	-	1	
		Child Molesting (35-42-4-3)	2	11	4	142	
		Child Solicitation (35-42-4-6)	-	-	-	8	
		Conspiracy (35-41-5-2)	-	-	1	7	
			Burglary (35-43-2-1)	-	-	2	3
			Dealing Cocaine or Narcotic Drug (35-48-4-1)	-	1	2	1
			Dealing Methamphetamine (35-48-4-1.1)	-	-	-	1
			Dealing Sched IV Cntrld Sub (35-48-4-3)	2	15	38	122
		Dealing Cocaine or Narcotic Drug (35-48-4-1)		8	16	61	138
		Dealing Sched I, II, or III Cntrld Sub (35-48-4-2)		-	-	8	11
		Dealing Sched IV Controlled Substance (35-48-4-3)		1	-	3	3
		Escape 35-44.1-3-4		-	-	-	2
		Felon in Possession of a Firearm (35-47-4-5)		1	27	5	244
		Incest (35-46-1-3)		-	-	-	3
		Manufacturing Meth (35-48-4-1.2)		-	-	1	-
		Operating Vehicle Intoxicated/Death (9-30-5-5)		-	1	4	14
		Possession of Cocaine or Narcotic Drug (35-48-4-6)		-	2	4	27
		Possession of Dangerous Device (35-44.1-3-7)		-	-	-	5
		Possession of Methamphetamine (35-48-4-6.1)		3	3	18	32
		Promoting Prostitution, under 18 (35-45-4-4)		-	-	-	2
		Sexual Battery (35-42-4-8)		-	-	-	2
		Sexual Misconduct with a Minor (35-42-4-9)		-	3	6	66
		Stalking (35-45-10-5)		-	-	-	2
		Vicarious Sexual Gratification (35-42-4-5)		-	-	-	2
	<b>Level 4 Felony Total</b>			<b>21</b>	<b>118</b>	<b>241</b>	<b>1282</b>

Felony Level	Primary Offense	Secondary Offense	Nov-17		This Calendar Year		
			SEX		SEX		
			F	M	F	M	
Level 5 Felony	Accident/Failure to Stop-Serious Inj/Death (9-26-1-8)		-	1	1	8	
	Aiding, Inducing or Causing an Offense (35-41-2-4)	Burglary (35-43-2-1)	-	-	3	9	
		Child Exploitation (35-42-4-4)	-	-	-	1	
		Criminal Recklessness (35-42-2-2)	-	-	-	1	
		Dealing Cocaine or Narcotic Drug (35-48-4-1)	-	-	1	3	
		Dealing in Methamphetamine (35-48-4-1.1)	1	-	6	8	
		Escape (35-44.1-3-4)	-	-	1	2	
		Robbery (35-42-5-1)	-	-	2	7	
		Trafficking with an Inmate (35-44.1-3-5)	-	-	-	2	
		Altered/Counterfeit Lotto Ticket (4-30-14-3)		-	-	-	1
		Assisting a Criminal (35-44.1-2-5)		-	2	2	8
		Attempt to Commit a Felony (35-41-5-1)	Battery (35-42-2-1)	-	-	3	1
			Burglary (35-43-2-1)	-	1	-	15
			Dealing Cocaine or Narcotic Drug (35-48-4-1)	-	-	-	2
			Dealing in Methamphetamine (35-48-4-1.1)	-	-	1	1
			Escape (35-44.1-3-4)	-	-	-	3
			Fraud on Financial Institution (35-43-5-8)	-	-	2	3
			Robbery (35-42-5-1)	-	-	2	11
			Trafficking with an Inmate (35-44.1-3-6)	-	-	1	-
		Battery (35-42-2-1)		1	40	60	407
		Bribery (35-44.1-1-2)		-	-	-	4
		Burglary (35-43-2-1)		1	25	28	384
		Check Deception (35-43-5-5)		-	-	-	2
		Child Exploitation (35-42-4-4)		-	7	-	25
		Child Pornography (35-42-4-4(C))		-	1	-	4
		Child Possession of a Firearm (35-47-10-5)		-	-	-	1
		Child Seduction (35-42-4-7)		-	1	-	1
		Child Solicitation (35-42-4-6)		-	4	2	24
		Conspiracy (35-41-5-2)	Burglary (35-43-2-1)	-	-	-	5
			Criminal Confinement (35-42-3-3)	-	-	1	-
			Dealing Cocaine or Narcotic Drug (35-48-4-1)	-	1	1	6
			Dealing Marijuana, Hash Oil, or Hashish (35-48-4-10)	-	-	-	1
			Dealing Methamphetamine (35-48-4-1.1)	-	-	-	1
			Dealing in Methamphetamine (35-48-4-1.1)	-	-	3	3
			Fraud on Financial Institution (35-43-5-8)	-	-	2	2
			Intimidation (35-45-2-1)	-	-	1	-
			Promoting Prostitution (35-45-4-4)	-	-	-	1
			Robbery (35-42-5-1)	-	-	-	5
			Trafficking with an Inmate (35-44.1-3-5)	-	1	-	3
		Controlled Substance Registration (35-48-4-14)		-	-	-	1
		Conversion (35-43-4-3)		-	-	-	4
		Corrupt Business Influence (35-45-6-2)		1	3	11	24
		Criminal Confinement (35-42-3-3)		-	5	-	59
	Criminal Gang Activity (35-45-9-3)		-	-	-	2	

Felony Level	Primary Offense	Secondary Offense	Nov-17		This Calendar Year		
			SEX		SEX		
			F	M	F	M	
Level 5 Felony (cont'd)	Criminal Recklessness (35-42-2-2)		-	3	2	26	
	Dangerous Control of a Handgun (35-47-10-6)		-	-	-	4	
	Dealing Cocaine or Narcotic Drug (35-48-4-1)		2	21	57	184	
		Habitual Offender Controlled Substance (35-50-2-10)	-	-	-	1	
	Dealing Marijuana, Hash Oil, or Hashish (35-48-4-10)		1	1	1	14	
	Dealing Methamphetamine (35-48-4-1.1)		9	9	40	117	
	Dealing Sched I, II, or III Cntrld Sub (35-48-4-2)		-	2	16	12	
	Dealing Sched IV Cntrld Sub (35-48-4-3)		-	-	3	5	
	Dealing Sched V Controlled Substance (35-48-4-4)		-	-	-	1	
	Dealing in Methamphetamine (35-48-4-1.1)		9	14	58	194	
	Dealing/Poss. Look-Alike Subs (35-48-4-4.6)		-	2	4	15	
	Disarm/Attempt to Disarm an Officer (35-44.1-3-2)		-	-	-	9	
	Domestic Battery (35-42-2-1.3)		-	21	5	107	
	Driving Suspended/Death (9-24-19-4)		-	-	-	1	
	Escape (35-44.1-3-4)		1	5	11	48	
	Failure to Register as a Sex Offender (11-8-8-17)		-	4	-	68	
	Firearm w/in One Mile of School (35-47-2-1)		2	35	10	280	
	Fraud on Financial Institution (35-43-5-8)		1	5	16	58	
	Home Improvement Fraud (35-43-6-12)		-	-	-	2	
	Insurance Fraud (35-43-5-4.5)		-	-	-	3	
	Intimidation (35-45-2-1)		-	11	2	92	
	Kidnapping (35-42-3-2)		-	-	-	10	
	Mischief (35-43-1-2)		-	-	-	1	
	Neglect of a Dependent/Death (35-46-1-4)		4	3	23	20	
	Non-Support of Dependent Child (35-46-1-5)		-	-	1	10	
	Obliterating Handgun I.D. (35-47-2-18)		-	-	-	13	
	Oper Veh Aft Life Susp (9-30-10-17)		1	20	14	246	
		Habitual Offender Controlled Substance (35-50-2-10)	-	-	-	2	
	Operating Vehicle Intox-Prior (9-30-5-3)		-	1	-	2	
	Operating Vehicle Intoxicated-Contrld Sub (9-30-5-1)		-	-	1	2	
	Operating Vehicle Intoxicated/Death (9-30-5-5)		-	3	1	11	
	Operating Vehicle Intoxicated/Injury (9-30-5-4)		-	3	1	4	
	Possession - Destruct Device (35-47.5-5-2)		-	-	-	1	
	Possession - Machine Gun or Bomb (35-47-5-8)		-	-	1	-	
	Possession OF Dangerous Device (35-44.1-3-7)		-	1	1	13	
	Possession of Cocaine or Narcotic Drug 35-48-4-6		4	8	19	109	
	Possession of Precursors (35-48-4-14.5)		-	-	-	1	
	Possession of Syringes or Needles (16-42-19-18)		3	5	24	32	
	Possession/Use of Legend Drug (16-42-19-13)		-	-	-	1	
	Promoting Prostitution (35-45-4-4)		-	-	-	5	
	Reckless Homicide (35-42-1-5)		-	1	-	13	
	Resisting Law Enforcement (35-44.1-3-1)		-	-	-	7	
	Robbery (35-42-5-1)		-	11	17	146	
	Sexual Misconduct with Service Provider (35.44.1-3-10)		-	-	-	1	
	Sexual Misconduct with a Minor (35-42-4-9)		-	2	3	47	
	Stalking (35-45-10-5)		-	2	-	24	
	Synthetic ID Deception (35-43-5-3.8)		-	-	-	1	
	Theft, Receiving Stolen Property (35-43-4-2)		-	-	5	7	
	Trafficking with an Inmate (35-44.1-3-5)		-	1	14	16	
	Unlawful Transfer of Handgun Ownership (35-47-2-7(B))		-	-	1	1	
	Vicarious Sexual Gratification (35-42-4-5)		-	-	-	1	
	<b>Level 5 Felony Total</b>			<b>41</b>	<b>286</b>	<b>485</b>	<b>3043</b>

Felony Level	Primary Offense	Secondary Offense	Nov-17		This Calendar Year	
			SEX		SEX	
			F	M	F	M
Level 6 Felony	Abuse of a Corpse (35-45-11-2)		-	-	-	1
	Accident/Failure to Stop-Serious Inj/Death (9-26-1-8)		-	-	-	3
	Aiding in Manufacture of Sch II Cont Subst (35-48-4-2)		2	-	7	1
	Aiding, Inducing or Causing an Offense (35-41-2-4)	Battery (35-42-2-1)	-	-	-	1
		Maintaining Common Nuisance (35-48-4-13)	-	-	1	-
		Residential Entry (35-43-2-1.5)	-	-	-	1
	Arson (35-43-1-1)		-	-	-	5
	Assisting a Criminal (35-44.1-2-5)		-	1	2	4
	Attempt to Commit a Felony (35-41-5-1)	Attempted/Obstruction of Justice (35-41-5-1)	-	-	-	1
		Auto Theft, Receiving Stolen Parts (35-43-4-2.5)	-	-	-	2
		Battery (35-42-2-1)	-	1	-	1
		Dealing Sched III Substance (35-48-4-2(A))	-	-	1	-
		Forgery, Counterfeiting, Application Fraud (35-43-5-2)	-	-	-	2
		Insurance Fraud (35-43-5-4.5)	-	-	1	1
		Residential Entry (35-43-2-1.5)	-	-	-	4
		Theft, Receiving Stolen Property (35-43-4-2)	-	-	-	3
	Auto Theft, Receiving Stolen Parts (35-43-4-2.5)		-	13	7	121
	Battery 35-42-2-1		2	8	14	95
	Check Deception (35-43-5-5)		-	-	-	1
	Check Fraud (35-43-5-12)		-	-	-	1
	Child Exploitation (35-42-4-4)		-	1	-	10
	Conspiracy (35-41-5-2)	Check Fraud (35-43-5-12)	-	-	-	1

Felony Level	Primary Offense	Secondary Offense	Nov-17		This Calendar Year	
			SEX		SEX	
			F	M	F	M
		Dealing Subs. Represent as Cntrld Subs. (35-48-4.5)	-	-	-	1
	Controlled Substance Registration (35-48-4-14)		-	-	1	-
	Conversion (35-43-4-3)		-	-	-	1
	Criminal Confinement (35-42-3-3)		-	2	1	26
	Criminal Confinement (35-42-3-3)		-	7	3	82
	Criminal Gang Activity (35-45-9-3)		-	-	-	3
	Criminal Recklessness (35-42-2-2)		-	7	4	70
	Criminal Trespass (35-43-2-2)		-	1	-	4
	Cruelty to Animals (35-46-3-12)		-	-	-	2
	Danger Comm Dis Carrier Int Fail to Warn (35-45-21-3)		-	-	-	1
	Dealing Counterfeit Substance (35-48-4-5)		-	-	2	1
	Dealing Marijuana, Hash Oil, or Hashish (35-48-4-10)		-	1	3	15
	Dealing Marijuana, Hash Oil, or Hashish (35-48-4-2A-1)		-	-	1	1
	Dealing Sched I, II, or III Cntrld Sub (35-48-4-2(A))		-	-	-	3
	Dealing Sched IV Cntrld Sub (35-48-4-3)		1	-	2	2
	Dealing Subs. Represent as Cntrld Subs. (35-48-4-4.5)		-	-	2	3
	Dealing/Poss. Look-Alike Subs (35-48-4-10.5)		-	1	4	7
	Dissemination of Matter Harmful to Minor (35-49-3-3)		-	1	-	5
	Dumptin Controlled Substance Waste (35-48-4-4.1)		-	-	-	1
	Escape 35-44.1-3-4		2	18	42	155
	Exploitation Endangering Adult (35-46-1-12)		-	-	1	1
	Fail to Reg Sex Off (11-8-8-17)		-	-	-	31
	Failure to Appear (35-44.1-2-9)		-	2	2	13
	Failure to Remit Sales Tax (6-2.5-9-3)		-	-	1	-
	Failure to Return to Acc Result Serious Inj (9-26-1-1(2))		-	-	-	8
	Forgery, Counterfeiting, Application Fraud (35-43-5-2)		1	-	27	50
	Habitual Veh Subst Offender Enhance (9-30-15.5-2)		-	-	3	-
	Home Improvement Fraud (35-43-6-12)		-	-	-	2
	Identity Deception (35-43-5-3.5)		-	1	8	18
	Impersonation of a Public Servant (35-44-2-3)		-	-	-	1
	Insurance Fraud (35-43-5-4.5)		1	1	18	24
	Interfering w/ Law Enforcement Animal (35-46-3-11(A))		-	-	-	1
	Intimidation (35-45-2-1)		-	7	3	83
	Invasion of Privacy (35-46-1-15.1)		-	11	1	46
	Kidnapping (35-42-3-2)		-	-	-	1
	Maintaining Common Nuisance (35-48-4-13)		3	12	34	67
	Malicious Mischief Body F/W (35-45-16-2(c))		-	-	-	3
	Moving Body from Scene of Death (36-2-14-17)		-	-	-	2
	Neglect of a Dependent/Death (35-46-1-4)		1	5	24	27
	Non-Support of Dependent Child (35-46-1-5)		-	2	2	16
	Obstruction of Justice (35-44.1-2-2)		1	-	4	21
	Official Misconduct (35-44.1-1-1)		-	-	-	1
	Oper Vehicle-Intox-Prev Conv (9-30-5-3)		1	1	6	47
		Habitual Offender Controlled Substance (35-50-2-10)	-	-	-	6
	Operating Vehicle Intoxicated-Contrld Sub (9-30-5-1)		-	-	6	8
		Habitual Offender Controlled Substance (35-50-2-10)	-	1	-	2
	Operating Vehicle Intoxicated-Endanger (9-30-5-2)		-	3	14	46
		Habitual Offender Controlled Substance (35-50-2-10)	-	1	1	7
	Operating Vehicle Intoxicated/Injury (9-30-5-4)		1	-	1	6
	Operating Vehicle-Habitual Violation (9-30-10-16)		2	10	8	55
		Habitual Offender Controlled Substance (35-50-2-10)	-	-	-	1
	Perjury (35-44.1-2-1)		-	-	-	6
	Pointing a Firearm (35-47-4-3)		-	-	1	15
	Poss Paraphernalia (35-48-4-8.3)		-	-	-	5
	Poss Precursors (35-48-4-14.5)		1	-	4	13
	Possession Sched IV Cntrld Sub w/in 1,000 ft (35-48-4-7)		-	1	2	10
	Possession of Child Pornography (35-42-4-4(C))		-	1	-	5
	Possession of Cocaine or Narcotic Drug (35-48-4-6)		4	19	59	109
		Habitual Offender Controlled Substance (35-50-2-10)	-	-	1	-
	Possession of Marijuana (35-48-4-11)		-	-	-	4
	Possession of Methamphetamine (35-48-4-6.1)		5	20	68	219
	Possession of Syringes or Needles (16-42-19-18)		10	16	73	127
	Possession or Use of Legend Drug (16-42-19-13)		2	3	18	14
	Prostitution (35-45-4-2)		-	-	4	-
	Public Indecency (35-45-4-1)		-	-	-	3
	Residential Entry (35-43-2-1.5)		1	4	6	49
	Resisting Law Enforc (35-44.1-3-1)		-	17	7	176
	Sex Offender Residency Restrictions (35-42-4-11)		-	-	-	2
	Sex Offender without Identification (11-8-8-15)		-	-	-	2
	Sexual Battery (35-42-4-8)		-	1	-	13
	Sexual Conduct in Presence of a Minor (35-42-4-5c)		-	-	1	1
	Sexual Misconduct with a Minor (35-42-4-9)		-	-	1	-
	Stalking (35-45-10-5)		-	-	-	1
	Strangulation (35-42-2-9)		-	2	1	39
	Synthetic ID Deception (35-43-5-3.8)		1	2	5	3
	Theft, Receiving Stolen Property (35-43-4-2)		8	25	109	372
	Unlawful Possession of a Smoking Instrument (16-42-19-17)		-	-	1	-
	Welfare Fraud (35-43-5-7)		-	-	1	1
<b>Level 6 Felony Total</b>			<b>50</b>	<b>233</b>	<b>625</b>	<b>2432</b>

Felony Level	Primary Offense	Secondary Offense	Nov-17		This Calendar Year	
			SEX		SEX	
			F	M	F	M
	Firearm Enhancement (35-50-2-11)		-	-	-	1
	Firearm Enhancement (35-50-2-13)		-	-	1	4
	Habitual Offender (35-50-2-8)		-	-	-	5
	Habitual Offender Controlled Substance (35-50-2-10)		2	-	5	17
	Repeat Sexual Offender Enhancement 35-50-2-14		-	-	-	3
<b>Habitual Off Total</b>			<b>2</b>	<b>-</b>	<b>6</b>	<b>30</b>

Grand Total	Nov-17		This Calendar Year	
	SEX		SEX	
	F	M	F	M
	<b>163</b>	<b>969</b>	<b>2114</b>	<b>11068</b>

Note: Offense data may not be available for all offenders at the time this table was prepared.  
Only new commitments and probation violations are reported on this table.  
Parole and Community Transition Program violators are excluded on this table.  
Source: SAS - all.citations\_mso.pgm

Indiana Department of Correction  
 Table 12  
 Number of New Admissions by Most Serious Offense  
 Committed to the Indiana Department of Correction

November 2017

Felony Level	Primary Offense	Secondary Offense	Nov-17		This Calendar Year	
			SEX		SEX	
			F	M	F	M
A Felony	Arson (35-43-1-1)		-	-	-	1
	Burglary (35-43-2-1)		-	-	-	2
	Child Molesting (35-42-4-3)		-	4	-	47
	Criminal Deviate Conduct (35-42-4-2)		-	1	-	2
	Dealing Cocaine or Narcotic Drug (35-48-4-1)		-	3	4	30
	Dealing Methamphetamine (35-48-4-1.1)		-	1	4	17
	Dealing Sched I, II, or III Cntrlrd Sub (35-48-4-2)		-	-	5	8
	Kidnapping (35-42-3-2)		-	-	-	1
	Neglect of a Dependent/Death (35-46-1-4)		-	-	-	1
	Possession of Cocaine or Narcotic Drug (35-48-4-6)		-	-	-	2
	Rape (35-42-4-1)		-	-	-	3
	Robbery (35-42-5-1)		-	-	1	11
	Voluntary Manslaughter (35-42-1-3)		-	-	1	3
<b>A Felony Total</b>			-	9	15	128

Felony Level	Primary Offense	Secondary Offense	Nov-17		This Calendar Year	
			SEX		SEX	
			F	M	F	M
B Felony	Accident/Failure to Stop-Serious Inj/Death (9-26-1-8)		-	-	-	1
	Aggravated Battery (35-42-2-1.5)		-	-	3	21
	Arson (35-43-1-1)		-	2	2	10
	Battery (35-42-2-1)		-	-	-	4
	Battery by Bodily Waste (35-42-2-6)		-	-	-	1
	Burglary (35-43-2-1)		2	16	27	218
	Carjacking (35-42-5-2)		-	-	-	6
	Child Molesting (35-42-4-3)		1	-	1	32
	Criminal Confinement (35-42-3-3)		-	1	-	9
	Criminal Deviate Conduct (35-42-4-2)		-	-	-	3
	Dealing Cocaine or Narcotic Drug (35-48-4-1)		-	10	24	130
	Dealing Methamphetamine (35-48-4-1.1)		4	11	32	118
	Dealing Sched I, II, or III Cntrlrd Sub (35-48-4-2)		1	9	28	75
	Dealing Sched IV Cntrlrd Sub (35-48-4-3)		1	-	1	4
	Disarm Law Enforcement Officer (35-44-3-3.5b)		-	-	-	1
	Fail to Stop Accident w/Injury (9-26-1-1)		-	-	-	3
	Felon in Possession of a Firearm (35-47-4-5)		-	3	1	42
	Incest (35-46-1-3)		-	-	1	1
	Neglect of a Dependent (35-46-1-4)		-	-	3	1
	Operating Vehicle Intoxicated/Death (9-30-5-5)		-	1	1	3
	Possession Methamphetamine (35-48-4-6.1)		-	-	2	7
	Possession of Cocaine or Narcotic Drug (35-48-4-6)		-	2	7	5
	Prisoner Poss. Dang Device/Material (35-44-3-9.5)		-	-	-	1
	Rape (35-42-4-1)		-	-	-	8
	Robbery (35-42-5-1)		-	9	4	98
	Security Fraud (23-19-5-1)		-	-	-	1
	Sexual Misconduct with a Minor (35-42-4-9)		-	2	-	31
	Stalking (35-45-10-5)		-	-	-	1
	Vicarious Sexual Gratification (35-42-4-5)		-	-	-	1
	Voluntary Manslaughter (35-42-1-3)		-	-	-	1
<b>B Felony Total</b>			9	66	137	837

Felony Level	Primary Offense	Secondary Offense	Nov-17		This Calendar Year	
			SEX		SEX	
			F	M	F	M
C Felony	Arson (35-43-1-1)		-	-	1	1
	Assisting a Criminal (35-44-3-2)		-	-	1	3
	Auto Theft, Receiving Stolen Parts (35-43-4-2.5)		-	-	-	1
	Battery (35-42-2-1)		-	4	5	49
	Battery by Bodily Waste (35-42-2-6)		-	-	1	-
	Bribery (35-44-1-1)		-	-	-	1
	Burglary (35-43-2-1)		1	5	11	85
	Carrying Handgun w/o License (35-47-2-23)		-	-	-	4
	Child Exploitation (35-42-4-4)		-	-	-	4
	Child Molesting (35-42-4-3)		-	3	1	37
	Child Seduction (35-42-4-7)		-	-	1	-
	Child Solicitation (35-42-4-6)		-	-	-	2
	Contribute to Delinquency (35-46-1-8)		-	-	-	2
	Controlled Substance Registration (35-48-4-14)		-	-	1	-
	Corrupt Business Influence (35-45-6-2)		-	1	3	8
	Criminal Confinement (35-42-3-3)		-	-	-	7
	Criminal Recklessness (35-42-2-2)		-	-	-	5



Felony Level	Primary Offense	Secondary Offense	Nov-17		This Calendar Year	
			SEX		SEX	
			F	M	F	M
C Felony (cont'd)	Dealing Marijuana, Hash Oil, or Hashish (35-48-4-10)		-	-	-	2
	Dealing Sched IV Controlled Substance (35-48-4-3)		-	-	2	1
	Dealing/Poss. Look-Alike Subs (35-48-4-4.6)		-	-	1	1
	Disarm/Attempt to Disarm an Officer (35-44.1-3-2)		-	-	-	1
	Driving After Forfeiture (9-12-3-2)		-	-	-	1
	Escape/Failure to Return (35-44-3-5)		-	-	2	2
	Failure to Register as a Sex Offender (11-8-8-17)		-	-	-	3
	Firearm w/in One Mile of School (35-47-2-1)		-	1	-	10
	Forgery (35-43-5-2)		5	5	48	58
	Fraud on Financial Institution (35-43-5-8)		1	1	7	6
	Handgun Violation (35-47-2-7)		-	1	-	5
	Incest (35-46-1-3)		1	-	1	-
	Intimidation (35-45-2-1)		1	-	1	16
	Involuntary Manslaughter (35-42-1-4)		-	-	-	1
	Neglect of a Dependent (35-46-1-4)		1	-	4	4
	Non-Support of Dependent Child (35-46-1-5)		-	6	5	54
	Obliterating Handgun I.D. (35-47-2-18)		-	-	-	1
	Operating Vehicle Intoxicated/Injury (9-30-5-4)		-	2	-	3
	Operating Vehicle w/Lifetime Suspension (9-30-10-17)		-	1	3	33
	Operating Vehicle-Habitual Violation (9-30-10-16)		-	-	-	1
	Possession Methamphetamine (35-48-4-6.1)		-	1	2	9
	Possession of Cocaine or Narcotic Drug (35-48-4-6)		-	3	2	13
	Possession of Controlled Substance (35-48-4-7)		-	1	3	7
	Possession of Precursors (35-48-4-14.5)		-	-	1	6
	Promoting Prostitution (35-45-4-4)		-	-	-	3
	Reckless Homicide (35-42-1-5)		-	1	1	5
	Robbery (35-42-5-1)		1	-	5	25
	Security Fraud (23-19-5-1)		-	-	-	2
	Sexual Battery (35-42-4-8)		-	-	-	1
	Sexual Misconduct with a Minor (35-42-4-9)		-	2	1	25
	Stalking (35-45-10-5)		-	-	-	1
	Theft, Receiving Stolen Property (35-43-4-2)		-	-	2	1
	Trafficking with an Inmate (35-44-3-9)		-	1	3	1
Welfare Fraud (35-43-5-7)		-	-	4	-	
C Felony Total			11	39	123	511

Felony Level	Primary Offense	Secondary Offense	Nov-17		This Calendar Year	
			SEX		SEX	
			F	M	F	M
D Felony	Arson (35-43-1-1)		-	-	1	2
	Assisting a Criminal (35-44-3-2)		-	-	1	-
	Auto Theft, Receiving Stolen Parts (35-43-4-2.5)		1	-	1	4
	Battery (35-42-2-1)		-	-	3	4
	Battery by Bodily Waste (35-42-2-6)		-	-	-	2
	Check Deception (35-43-5-5)		-	-	-	1
	Check Fraud (35-43-5-12)		-	-	1	3
	Child Solicitation (35-42-4-6)		-	-	-	2
	Controlled Substance Registration (35-48-4-14)		-	-	-	1
	Criminal Confinement (35-42-3-3)		-	-	-	3
	Criminal Mischief (35-43-1-2)		-	-	-	1
	Criminal Recklessness (35-42-2-2)		-	-	-	6
	Cultivation of Marijuana (35-48-4-1)		-	-	-	1
	Dealing Counterfeit Substance (35-48-4-5)		-	-	-	1
	Dealing Marijuana, Hash Oil, or Hashish (35-48-4-10)		-	-	1	5
	Dealing Subs. Represent as Cntrl'd Subs. (35-48-4-4.5)		-	-	-	2
	Dissemination of Matter Harmful to Minor (35-49-3-3)		-	-	-	2
	Domestic Battery (35-42-2-1.3)		-	-	-	10
	Driving While Intoxicated (9-11-2-3)		-	-	-	1
	Driving While Suspended/Oper Veh HTV (9-30-10-16)		-	-	2	18
	Dump Controlled Substance Waste (38-48-4-4.1)		-	-	-	1
	Fail to Stop Accident w/Injury (9-26-1-1)		-	1	-	1
	Failure to Register as a Sex Offender (11-8-8-17)		-	-	-	4
	Failure to Return to Lawful Detention (35-44-3-5)		-	1	-	9
	Failure to Warn Comm Disease (35-42-1-9)		-	-	-	1
	Forgery, Counterfeit (35-43-5-2)		-	-	-	2
	Fraud (35-43-5-4)		-	-	3	5
	Home Improvement Fraud (35-43-6-12)		-	-	-	1
	Identity Deception (35-43-5-3.5)		-	-	2	2
	Intimidation (35-45-2-1)		-	-	-	6
	Invasion of Privacy (35-46-1-15.1)		-	-	1	-
	Maintaining a Common Nuisance (35-48-4-13)		-	-	5	7
	Neglect of a Dependent (35-46-1-4)		-	1	2	3
	Non-Support of a Child (35-46-1-5)		-	2	4	24
	Operating Vehicle Intox-Prior (9-30-5-3)		-	2	1	30
	Operating Vehicle Intoxicated-Contrld Sub (9-30-5-1)		-	-	1	2
	Operating Vehicle Intoxicated-Endanger (9-30-5-2)		-	-	2	5
	Operating Vehicle Intoxicated-Serious Injury (9-30-5-4)		-	-	-	6
	Perjury (35-44-2-1)		-	-	-	2
	Pointing a Firearm (35-47-4-3)		-	-	-	2

Felony Level	Primary Offense	Secondary Offense	Nov-17		This Calendar Year	
			SEX		SEX	
			F	M	F	M
D Felony (cont'd)	Poss. of Marijuana, Hash Oil, or Hashish (35-48-4-11)		-	-	3	11
	Possession - Syringe/Needle (16-42-19-18)		-	-	7	2
	Possession of Cocaine or Narcotic Drug (35-48-4-6)		1	-	12	14
	Possession of Controlled Substance (35-48-4-7)		1	1	6	24
	Possession of Methamphetamine (35-48-4-6.1)		-	-	6	8
	Possession of Paraphernalia (35-48-4-8.3)		-	-	-	1
	Possession of Precursors (35-48-4-14.5)		-	2	2	5
	Prostitution (35-45-4-2)		-	-	2	-
	Residential Entry (35-43-2-1.5)		-	-	-	4
	Resisting Law Enforcement (35-44-3-3)		-	-	-	11
	Sexual Battery (35-42-4-8)		-	-	-	3
	Sexual Misconduct with a Minor (35-42-4-9)		-	-	-	1
	Strangulation (35-42-2-9)		-	1	-	4
	Synthetic ID Deception (35-43-5-3.8)		-	-	-	1
	Theft, Receiving Stolen Property (35-43-4-2)		-	5	38	98
	Unlawful Possession of Smoking Instrument (16-42-19-17)		-	-	-	1
	Welfare Fraud (35-43-5-7)		-	-	-	2
<b>D Felony Total</b>			<b>3</b>	<b>16</b>	<b>107</b>	<b>372</b>

Felony Level	Primary Offense	Secondary Offense	Nov-17		This Calendar Year	
			SEX		SEX	
			F	M	F	M
Level 1 Felony	Aggravated Battery (35-42-2-1.5)		-	-	-	1
	Aiding, Inducing or Causing an Offense (35-41-2-4)	Burglary (35-43-2-1)	-	-	1	-
		Child Molesting (35-42-4-3)	-	-	1	-
	Attempt to Commit a Felony (35-41-5-1)	Child Molesting (35-42-4-3)	-	-	-	1
		Murder (35-42-1-1)	-	2	1	19
		Rape (35-42-4-1)	-	-	-	1
	Burglary (35-43-2-1)		-	1	-	6
	Child Molesting (35-42-4-3)		-	9	3	75
	Conspiracy (35-41-5-2)	Child Molesting (35-42-4-3)	-	-	1	-
		Murder (35-42-1-1)	-	-	1	1
	Neglect of a Dependent/Death (35-46-1-4)		2	1	7	9
Rape (35-42-4-1)		-	-	-	8	
<b>Level 1 Felony Total</b>			<b>2</b>	<b>13</b>	<b>15</b>	<b>121</b>

Felony Level	Primary Offense	Secondary Offense	Nov-17		This Calendar Year	
			SEX		SEX	
			F	M	F	M
Level 2 Felony	Aiding, Inducing or Causing an Offense (35-41-2-4)	Burglary (35-43-2-1)	-	-	1	1
		Dealing Methamphetamine (35-48-4-1.1)	-	-	-	1
		Robbery (35-42-5-1)	1	1	1	2
		Voluntary Manslaughter (35-42-1-3)	-	-	-	1
	Arson (35-43-1-1)		-	-	-	1
	Attempt to Commit a Felony (35-41-5-1)	Dealing Methamphetamine (35-48-4-1.1)	-	-	1	-
		Robbery (35-42-5-1)	-	1	-	3
	Battery (35-42-2-1)		-	-	-	1
	Burglary (35-43-2-1)		-	3	2	50
	Child Molesting (35-42-4-3)		-	-	-	2
	Conspiracy (35-41-5-2)	Burglary (35-43-2-1)	-	-	-	2
		Dealing Cocaine or Narcotic Drug (35-48-4-1)	-	-	-	1
		Dealing Methamphetamine (35-48-4-1.1)	-	1	3	4
		Robbery (35-42-5-1)	-	-	1	1
	Dealing Cocaine or Narcotic Drug (35-48-4-1)		-	11	7	102
	Dealing Methamphetamine (35-48-4-1.1)		2	12	28	103
	Dealing Sched I, II, or III Cntrl'd Sub (35-48-4-2)		-	-	-	3
	Kidnapping (35-42-3-2)		-	-	-	2
	Possession - Destruct Device (35-47.5-5-2)		-	-	-	2
	Robbery (35-42-5-1)		1	2	5	24
Voluntary Manslaughter (35-42-1-3)		-	1	3	17	
	Firearm Enhancement (35-50-2-11)	-	-	-	1	
<b>Level 2 Felony Total</b>			<b>4</b>	<b>32</b>	<b>52</b>	<b>324</b>

Felony Level	Primary Offense	Secondary Offense	Nov-17		This Calendar Year	
			SEX		SEX	
			F	M	F	M
Level 3 Felony	Aggravated Battery (35-42-2-1.5)		-	3	7	71
		Firearm Enhancement (35-50-2-11)	-	1	-	1
	Aiding, Inducing or Causing an Offense (35-41-2-4)	Aggravated Battery (35-42-2-1.5)	-	-	-	1
		Dealing Cocaine or Narcotic Drug (35-48-4-1)	-	-	-	1
		Dealing Methamphetamine (35-48-4-1.1)	-	-	-	1
		Neglect of a Dependent/Death (35-46-1-4)	-	-	1	-
		Robbery (35-42-5-1)	-	-	1	6
	Attempt to Commit a Felony (35-41-5-1)	Aggravated Battery (35-42-2-1.5)	-	1	1	4
		Rape (35-42-4-1)	-	-	-	2
		Robbery (35-42-5-1)	-	-	1	14
	Battery (35-42-2-1)		-	-	1	10
	Burglary (35-43-2-1)		-	2	1	15
	Child Molesting (35-42-4-3)		-	3	1	31
	Conspiracy (35-41-5-2)	Dealing Methamphetamine (35-48-4-1.1)	-	-	1	1
		Possession of Meth ( 35-48-4-6.1)	-	1	-	1
		Robbery (35-42-5-1)	-	1	2	11
	Criminal Confinement (35-42-3-3)		-	3	3	42
	Dealing Cocaine or Narcotic Drug (35-48-4-1)		-	9	13	50
	Dealing Methamphetamine (35-48-4-1.1)		2	7	14	49
	Dealing Sched I, II, or III Cntrld Sub (35-48-4-2)		1	1	6	6
	Dealing Sched IV Cntrld Sub (35-48-4-3)		1	1	1	3
	Human Sexual Trafficking (35-42-3.5-1)		-	-	2	-
	Kidnapping (35-42-3-2)		-	-	-	1
	Neglect of a Dependent/Death (35-46-1-4)		1	-	9	8
	Possession of Cocaine or Narcotic Drug (35-48-4-6)		-	3	2	17
	Possession of Methamphetamine (35-48-4-6.1)		2	2	6	26
	Rape (35-42-4-1)		-	4	-	32
	Resisting Law Enforcement (35-44.1-3-1)		-	-	-	2
	Robbery (35-42-5-1)		2	15	19	242
		Firearm Enhancement (35-50-2-11)	-	-	-	1
Level 3 Felony Total			9	57	95	659

Felony Level	Primary Offense	Secondary Offense	Nov-17		This Calendar Year	
			SEX		SEX	
			F	M	F	M
Level 4 Felony	Accident/Failure to Stop-Serious Inj/Death (9-26-1-8)		-	-	-	1
	Aiding, Inducing or Causing an Offense (35-41-2-4)	Aiding/Robbery with Armed Force or Threat (35-41-2-4)	-	-	1	-
		Arson (35-43-1-1)	-	-	1	-
		Burglary (35-43-2-1)	-	-	-	4
		Dealing Cocaine or Narcotic Drug (35-48-4-1)	-	-	-	2
		Dealing Methamphetamine (35-48-4-1.1)	-	-	2	1
		Sexual Misconduct with a Minor (35-42-4-9)	-	1	-	1
	Arson (35-43-1-1)		2	4	10	26
	Attempt to Commit a Felony (35-41-5-1)	Arson (35-43-1-1)	-	-	-	1
		Burglary (35-43-2-1)	-	1	1	4
		Child Molesting (35-42-4-3)	-	1	-	1
		Dealing Methamphetamine (35-48-4-1.1)	-	-	1	1
	Battery (35-42-2-1)		-	-	-	2
	Burglary (35-43-2-1)		2	25	57	301
	Child Molesting (35-42-4-3)		1	6	1	90
	Child Solicitation (35-42-4-6)		-	-	-	6
	Conspiracy (35-41-5-2)	Burglary (35-43-2-1)	-	-	-	4
		Dealing Cocaine or Narcotic Drug (35-48-4-1)	-	-	2	3
		Dealing Methamphetamine (35-48-4-1.1)	-	1	2	1
		Dealing Sched IV Cntrld Sub (35-48-4-3)	-	-	-	1
	Dealing Cocaine or Narcotic Drug (35-48-4-1)		2	9	26	91
	Dealing Methamphetamine (35-48-4-1.1)		6	13	51	107
	Dealing Sched I, II, or III Cntrld Sub (35-48-4-2)		-	-	6	7
	Dealing Sched IV Controlled Substance (35-48-4-3)		-	-	1	1
	Escape 35-44.1-3-4		-	-	-	2
	Felon in Possession of a Firearm (35-47-4-5)		1	19	4	172
	Incest (35-46-1-3)		-	-	-	1
	Manufacturing Meth (35-48-4-1.2)		-	-	1	-
	Operating Vehicle Intoxicated/Death (9-30-5-5)		-	1	4	11
	Possession of Cocaine or Narcotic Drug (35-48-4-6)		-	1	3	18
	Possession of Dangerous Device (35-44.1-3-7)		-	-	-	2
	Possession of Methamphetamine (35-48-4-6.1)		2	3	15	25
	Promoting Prostitution, under 18 (35-45-4-4)		-	-	-	2
	Sexual Battery (35-42-4-8)		-	-	-	2
	Sexual Misconduct with a Minor (35-42-4-9)		-	3	4	42
	Vicarious Sexual Gratification (35-42-4-5)		-	-	-	1
Level 4 Felony Total			16	88	193	934

Felony Level	Primary Offense	Secondary Offense	Nov-17		This Calendar Year	
			SEX		SEX	
			F	M	F	M
Level 5 Felony	Accident/Failure to Stop-Serious Inj/Death (9-26-1-8)		-	1	1	8
	Aiding, Inducing or Causing an Offense (35-41-2-4)	Burglary (35-43-2-1)	-	-	2	4
		Criminal Recklessness (35-42-2-2)	-	-	-	1
		Dealing Cocaine or Narcotic Drug (35-48-4-1)	-	-	1	3
		Dealing in Methamphetamine (35-48-4-1.1)	1	-	5	4
		Escape (35-44.1-3-4)	-	-	1	-
		Robbery (35-42-5-1)	-	-	2	3
		Trafficking with an Inmate (35-44.1-3-5)	-	-	-	2
	Assisting a Criminal (35-44.1-2-5)		-	2	1	5
	Attempt to Commit a Felony (35-41-5-1)	Battery (35-42-2-1)	-	-	2	1
		Burglary (35-43-2-1)	-	1	-	10
		Dealing Cocaine or Narcotic Drug (35-48-4-1)	-	-	-	1
		Dealing in Methamphetamine (35-48-4-1.1)	-	-	1	-
		Escape (35-44.1-3-4)	-	-	-	2
		Robbery (35-42-5-1)	-	-	2	7
		Trafficking with an Inmate (35-44.1-3-6)	-	-	1	-
	Battery (35-42-2-1)		1	35	52	324
	Bribery (35-44.1-1-2)		-	-	-	2
	Burglary (35-43-2-1)		1	21	26	305
	Check Deception (35-43-5-5)		-	-	-	1
	Child Exploitation (35-42-4-4)		-	1	-	12
	Child Pornography (35-42-4-4(C))		-	1	-	3
	Child Possession of a Firearm (35-47-10-5)		-	-	-	1
	Child Seduction (35-42-4-7)		-	1	-	1
	Child Solicitation (35-42-4-6)		-	3	2	18
	Conspiracy (35-41-5-2)	Burglary (35-43-2-1)	-	-	-	2
		Criminal Confinement (35-42-3-3)	-	-	1	-
		Dealing Cocaine or Narcotic Drug (35-48-4-1)	-	1	1	2
		Dealing Marijuana, Hash Oil, or Hashish (35-48-4-10)	-	-	-	1
		Dealing Methamphetamine (35-48-4-1.1)	-	-	-	1
		Dealing in Methamphetamine (35-48-4-1.1)	-	-	2	3
		Fraud on Financial Institution (35-43-5-8)	-	-	1	2
		Robbery (35-42-5-1)	-	-	-	3
		Trafficking with an Inmate (35-44.1-3-5)	-	-	-	2
	Controlled Substance Registration (35-48-4-14)		-	-	-	1
	Conversion (35-43-4-3)		-	-	-	2
	Corrupt Business Influence (35-45-6-2)		1	1	10	14
	Criminal Confinement (35-42-3-3)		-	3	-	46
	Criminal Recklessness (35-42-2-2)		-	2	2	21
	Dangerous Control of a Handgun (35-47-10-6)		-	-	-	2
	Dealing Cocaine or Narcotic Drug (35-48-4-1)		2	14	42	129
	Dealing Marijuana, Hash Oil, or Hashish (35-48-4-10)		1	1	1	9
	Dealing Methamphetamine (35-48-4-1.1)		6	3	33	95
	Dealing Sched I, II, or III Cntrld Sub (35-48-4-2)		-	1	9	8
	Dealing Sched IV Cntrld Sub (35-48-4-3)		-	-	1	3
	Dealing in Methamphetamine (35-48-4-1.1)		8	14	46	171
	Dealing/Poss. Look-Alike Subs (35-48-4-4.6)		-	1	4	12
	Disarm/Attempt to Disarm an Officer (35-44.1-3-2)		-	-	-	4
	Domestic Battery (35-42-2-1.3)		-	19	4	93
	Driving Suspended/Death (9-24-19-4)		-	-	-	1
	Escape (35-44.1-3-4)		1	3	10	37
	Failure to Register as a Sex Offender (11-8-8-17)		-	4	-	63
	Firearm w/in One Mile of School (35-47-2-1)		1	27	6	233
	Fraud on Financial Institution (35-43-5-8)		1	4	12	35
	Home Improvement Fraud (35-43-6-12)		-	-	-	2
	Insurance Fraud (35-43-5-4.5)		-	-	-	2
	Intimidation (35-45-2-1)		-	6	1	62
	Kidnapping (35-42-3-2)		-	-	-	7
	Neglect of a Dependent/Death (35-46-1-4)		1	1	13	10
	Non-Support of Dependent Child (35-46-1-5)		-	-	1	8
	Obliterating Handgun I.D. (35-47-2-18)		-	-	-	10
	Oper Veh Aft Life Susp (9-30-10-17)		1	18	12	211
		Habitual Offender Controlled Substance (35-50-2-10)	-	-	-	2
	Operating Vehicle Intox-Prior (9-30-5-3)		-	1	-	2
	Operating Vehicle Intoxicated-Contrld Sub (9-30-5-1)		-	-	-	2
	Operating Vehicle Intoxicated/Death (9-30-5-5)		-	1	1	7
	Operating Vehicle Intoxicated/Injury (9-30-5-4)		-	2	1	3
	Possession OF Dangerous Device (35-44.1-3-7)		-	1	1	11
	Possession of Cocaine or Narcotic Drug 35-48-4-6		3	6	16	72
	Possession of Precursors (35-48-4-14.5)		-	-	-	1
	Possession of Syringes or Needles (16-42-19-18)		3	5	21	27
	Possession/Use of Legend Drug (16-42-19-13)		-	-	-	1
	Promoting Prostitution (35-45-4-4)		-	-	-	4
	Reckless Homicide (35-42-1-5)		-	-	-	10
	Resisting Law Enforcement (35-44.1-3-1)		-	-	-	3
	Robbery (35-42-5-1)		-	7	14	117
	Sexual Misconduct with Service Provider (35.44.1-3-10)		-	-	-	1
	Sexual Misconduct with a Minor (35-42-4-9)		-	2	3	30
	Stalking (35-45-10-5)		-	2	-	18
	Theft, Receiving Stolen Property (35-43-4-2)		-	-	2	6

Felony Level	Primary Offense	Secondary Offense	Nov-17		This Calendar Year	
			SEX		SEX	
			F	M	F	M
Level 5 Felony (cont'd)	Trafficking with an Inmate (35-44.1-3-5)		-	1	10	12
	Unlawful Transfer of Handgun Ownership (35-47-2-7(B))		-	-	1	1
	Vicarious Sexual Gratification (35-42-4-5)		-	-	-	1
<b>Level 5 Felony Total</b>			<b>32</b>	<b>217</b>	<b>381</b>	<b>2356</b>

Felony Level	Primary Offense	Secondary Offense	Nov-17		This Calendar Year	
			SEX		SEX	
			F	M	F	M
Level 6 Felony	Aiding in Manufacture of Sch II Cont Subst (35-48-4-2)		-	-	2	-
	Aiding, Inducing or Causing an Offense (35-41-2-4)	Maintaining Common Nuisance (35-48-4-13)	-	-	1	-
	Arson (35-43-1-1)		-	-	-	1
	Attempt to Commit a Felony (35-41-5-1)	Forgery, Counterfeiting, Application Fraud (35-43-5-2)	-	-	-	1
	Auto Theft, Receiving Stolen Parts (35-43-4-2.5)		-	4	3	36
	Battery 35-42-2-1		2	2	7	35
	Conspiracy (35-41-5-2)	Check Fraud (35-43-5-12)	-	-	-	1
	Criminal Confinement (35-42-3-3)		-	-	1	7
	Criminal Confinement (35-42-3-3)		-	2	-	22
	Criminal Recklessness (35-42-2-2)		-	1	1	22
	Criminal Trespass (35-43-2-2)		-	-	-	1
	Cruelty to Animals (35-46-3-12)		-	-	-	1
	Dealing Marijuana, Hash Oil, or Hashish (35-48-4-10)		-	-	-	3
	Dealing Sched I, II, or III Cntrld Sub (35-48-4-2(A))		-	-	-	1
	Dealing Sched IV Cntrld Sub (35-48-4-3)		1	-	1	-
	Dealing/Poss. Look-Alike Subs (35-48-4-10.5)		-	1	-	1
	Dealing/Poss. Look-Alike Subs (35-48-4-11.5)		-	2	-	5
	Escape 35-44.1-3-4		1	3	17	29
	Fail to Reg Sex Off (11-8-8-17)		-	-	-	7
	Failure to Appear (35-44.1-2-9)		-	1	-	2
	Failure to Return to Acc Result Serious Inj (9-26-1-1(2))		-	-	-	1
	Forgery, Counterfeiting, Application Fraud (35-43-5-2)		1	-	7	15
	Habitual Veh Subst Offender Enhance (9-30-15.5-2)		-	-	1	-
	Home Improvement Fraud (35-43-6-12)		-	-	-	2
	Identity Deception (35-43-5-3.5)		-	1	4	7
	Insurance Fraud (35-43-5-4.5)		-	-	4	6
	Intimidation (35-45-2-1)		-	2	-	26
	Invasion of Privacy (35-46-1-15.1)		-	1	-	13
	Maintaining Common Nuisance (35-48-4-13)		-	2	11	17
	Malicious Mischief Body F/W (35-45-16-2(c))		-	-	-	1
	Neglect of a Dependent/Death (35-46-1-4)		-	-	6	1
	Non-Support of Dependent Child (35-46-1-5)		-	1	-	4
	Obstruction of Justice (35-44.1-2-2)		-	-	2	4
	Oper Vehicle-Intox-Prev Conv (9-30-5-3)		1	1	3	18
		Habitual Offender Controlled Substance (35-50-2-10)	-	-	-	6
	Operating Vehicle Intoxicated-Contrld Sub (9-30-5-1)		-	-	3	3
		Habitual Offender Controlled Substance (35-50-2-10)	-	1	-	2
	Operating Vehicle Intoxicated-Endanger (9-30-5-2)		-	2	7	26
		Habitual Offender Controlled Substance (35-50-2-10)	-	1	1	7
	Operating Vehicle Intoxicated/Injury (9-30-5-4)		1	-	1	-
	Operating Vehicle-Habitual Violation (9-30-10-16)		1	5	3	23
		Habitual Offender Controlled Substance (35-50-2-10)	-	-	-	1
	Perjury (35-44.1-2-1)		-	-	-	3
	Pointing a Firearm (35-47-4-3)		-	-	-	2
	Poss Paraphernalia (35-48-4-8.3)		-	-	-	1
	Poss Precursors (35-48-4-14.5)		-	-	1	3
	Possession Sched IV Cntrld Sub w/in 1,000 ft (35-48-4-7)		-	-	-	2
	Possession of Cocaine or Narcotic Drug (35-48-4-6)		1	8	27	45
		Habitual Offender Controlled Substance (35-50-2-10)	-	-	1	-
	Possession of Methamphetamine (35-48-4-6.1)		2	11	26	76
	Possession of Syringes or Needles (16-42-19-18)		3	3	11	26
	Possession or Use of Legend Drug (16-42-19-13)		-	1	1	6
Prostitution (35-45-4-2)		-	-	2	-	
Residential Entry (35-43-2-1.5)		-	1	1	20	
Resisting Law Enforc (35-44.1-3-1)		-	1	1	24	
Sexual Battery (35-42-4-8)		-	-	-	1	
Stalking (35-45-10-5)		-	-	-	1	
Strangulation (35-42-2-9)		-	1	1	12	
Synthetic ID Deception (35-43-5-3.8)		-	1	2	2	
Theft, Receiving Stolen Property (35-43-4-2)		3	6	49	122	
<b>Level 6 Felony Total</b>			<b>17</b>	<b>66</b>	<b>209</b>	<b>704</b>

Felony Level	Primary Offense	Secondary Offense	Nov-17		This Calendar Year	
			SEX		SEX	
			F	M	F	M
Habitual Off	Habitual Offender Controlled Substance (35-50-2-10)		1	-	1	2
<b>Habitual Off Total</b>			<b>-</b>	<b>-</b>	<b>-</b>	<b>2</b>

Felony Level	Primary Offense	Secondary Offense	Nov-17		This Calendar Year	
			SEX		SEX	
			F	M	F	M
Murder (35-42-1-1)	Murder (35-42-1-1)		-	4	5	77
		Firearm Enhancement (35-50-2-11)	-	-	-	1
<b>Murder Total</b>			-	4	5	78
			42614		SEX	
<b>Grand Total</b>			<b>104</b>	<b>607</b>	<b>1333</b>	<b>7026</b>

Note: Offense data may not be available for all offenders at the time this table was prepared.  
Only new commitments and probation violations are reported on this table.  
Parole and Community Transition Program violators are excluded on this table.  
Source: SAS - all.citations\_mso.pgm

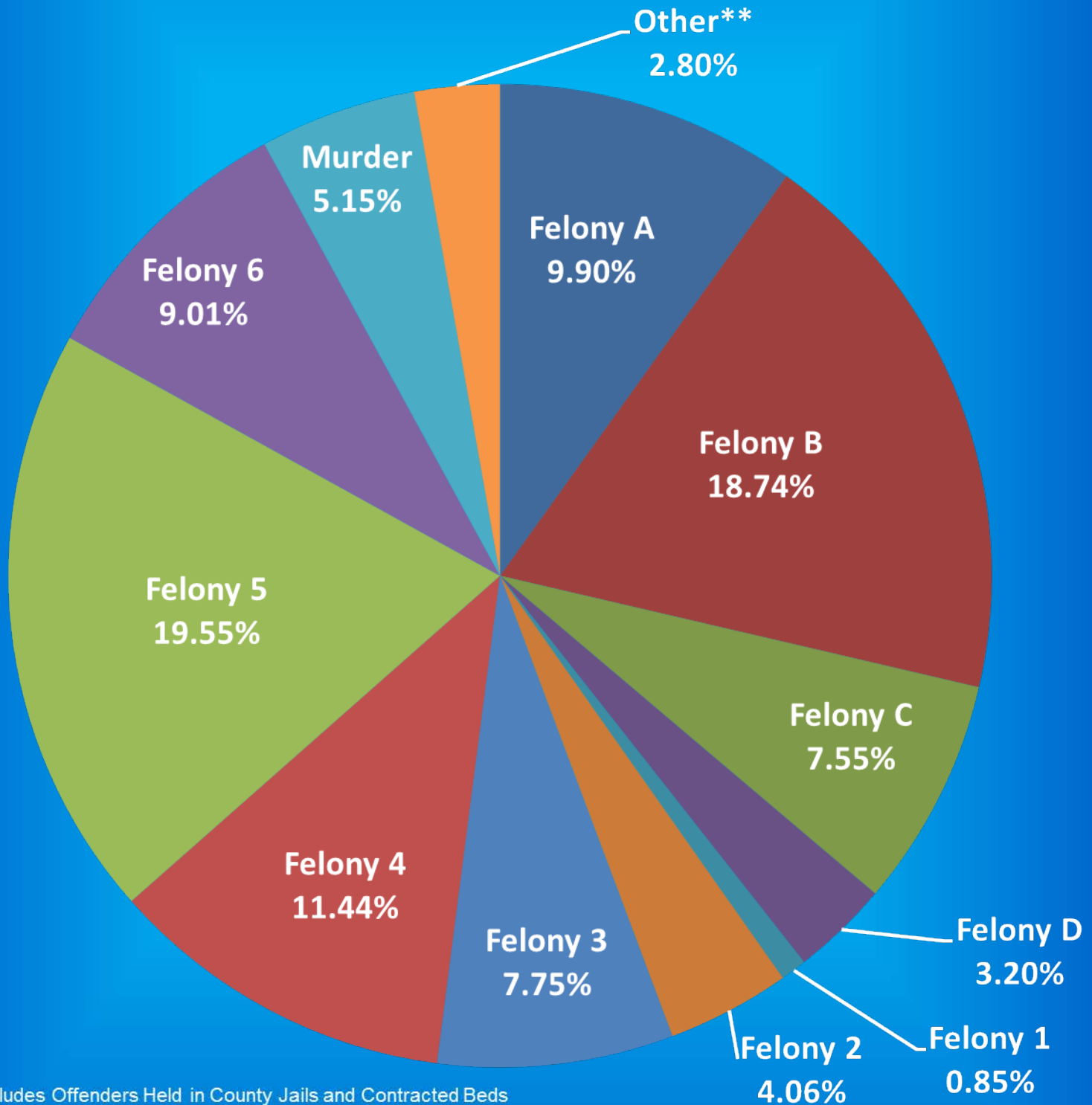
# Indiana Department of Correction

Graph A

Female Population by Most Serious Offense Felony Level\*

December 01, 2017

N = 2,379



\* Includes Offenders Held in County Jails and Contracted Beds

\*\* Other includes Safekeepers, Predispositions, Habitual Offenders, Misdemeanants, and Unknowns

# Indiana Department of Correction

## Graph B

### Average Daily Adult Female Offender Populations Calendar Year 2017



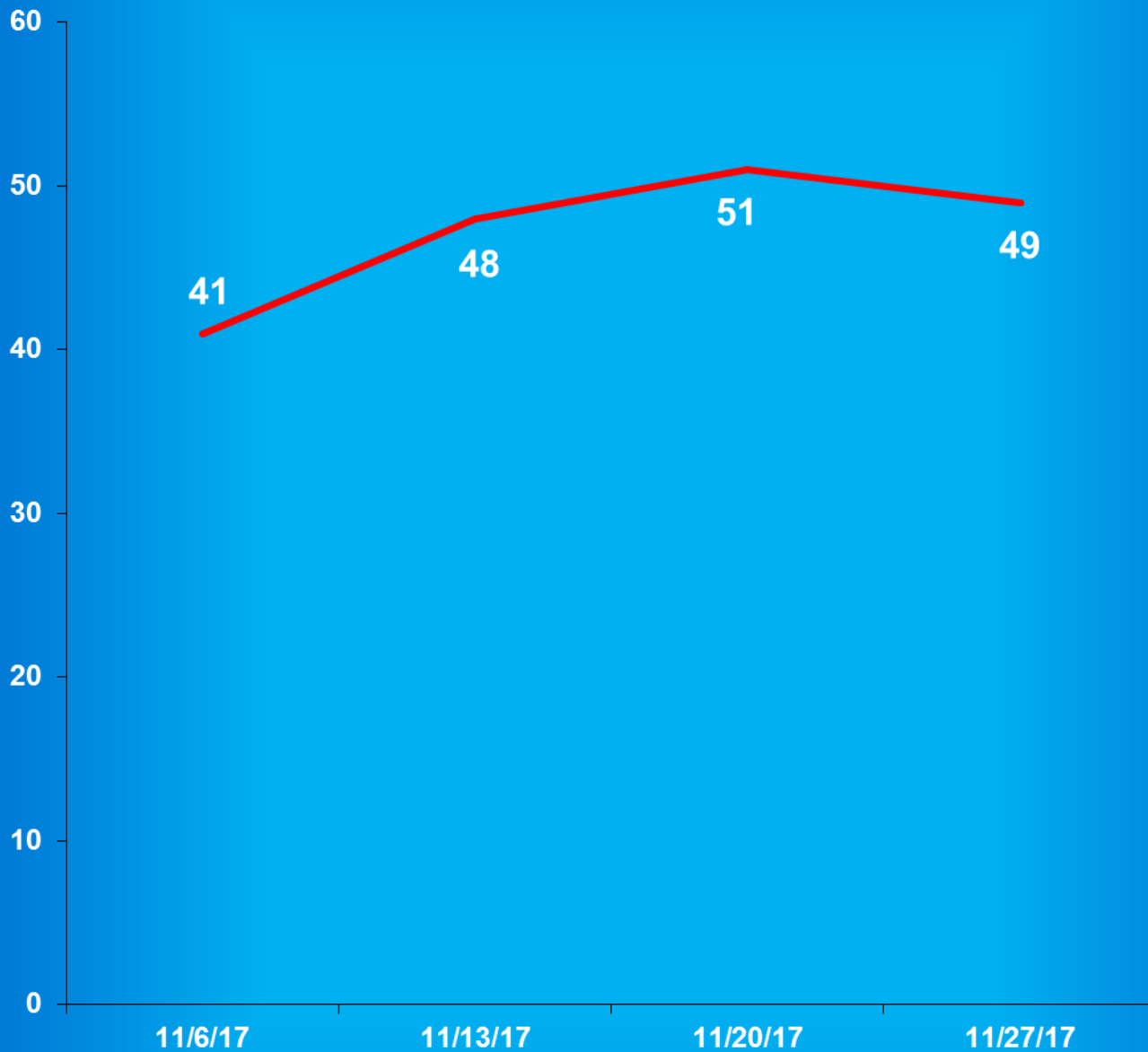


# Indiana Department of Correction

## Graph C

### Adult Females Held in County Jails

November 2017



- Offenders held in county jails are newly sentenced offenders with completed court documents who are awaiting transfer to a DOC facility.

- Jail counts are a dynamic number that are affected by a variety of factors, including; sentencing trends, available DOC beds, and intake process completion.

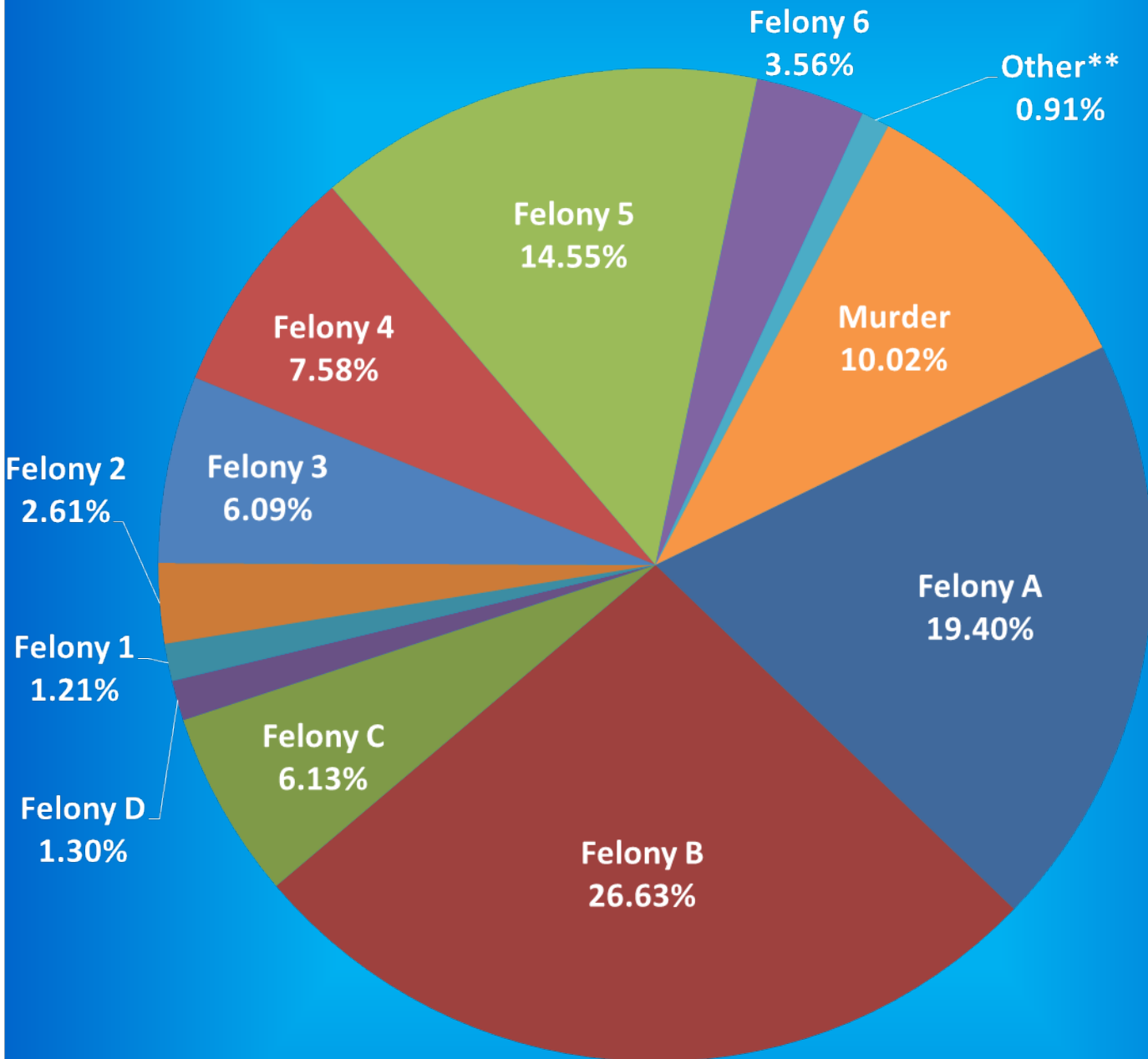
# Indiana Department of Correction

## Graph D

Male Population by Most Serious Offense Felony Level\*

December 01, 2017

N = 23,621



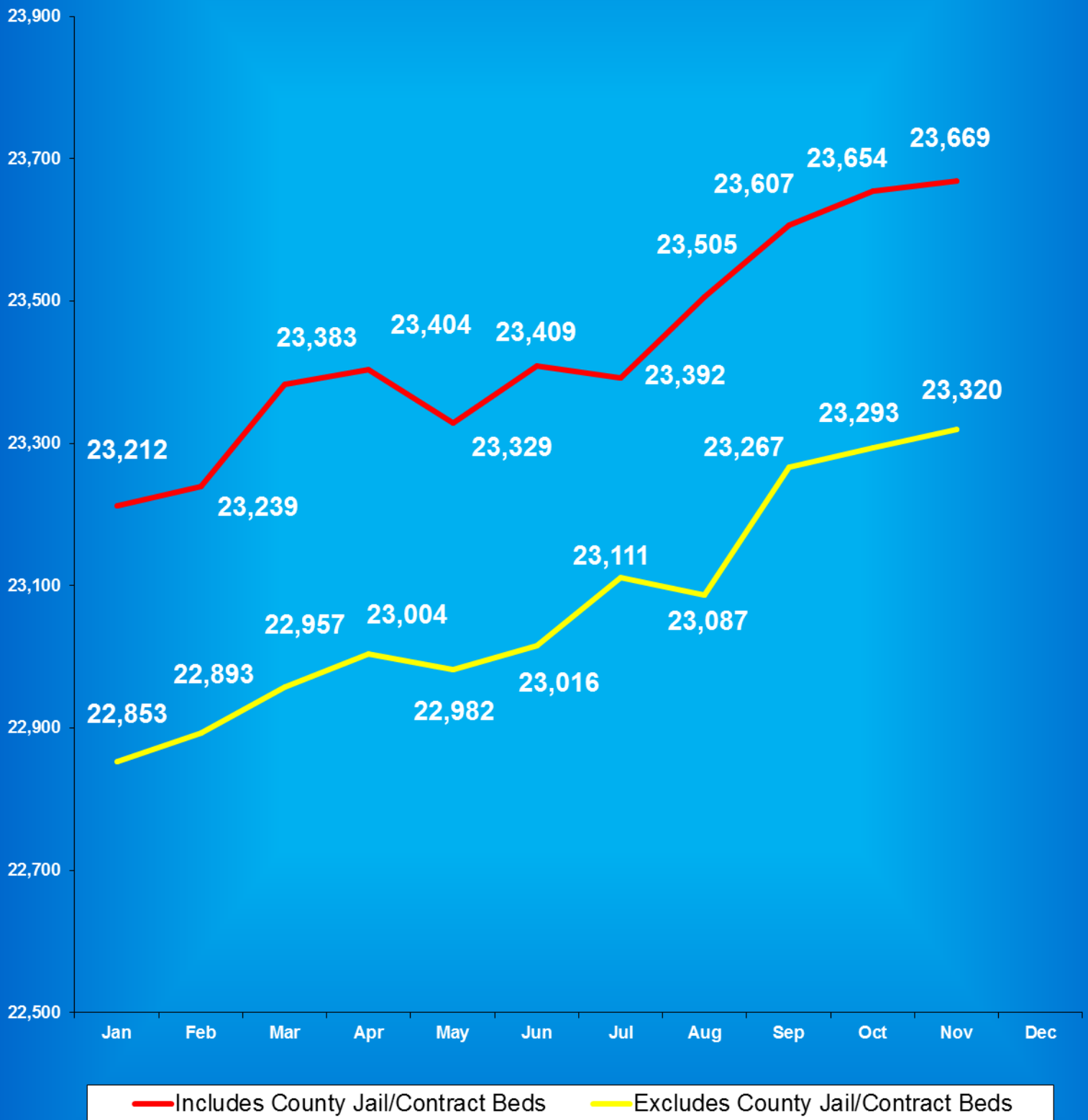
• Includes Offenders Held in County Jails and Contracted Beds

\*\* Other includes Safekeepers, Predispositions, Habitual Offenders, Misdemeanants, and Unknowns

# Indiana Department of Correction

## Graph E

### Average Daily Adult Male Offender Populations Calendar Year 2017

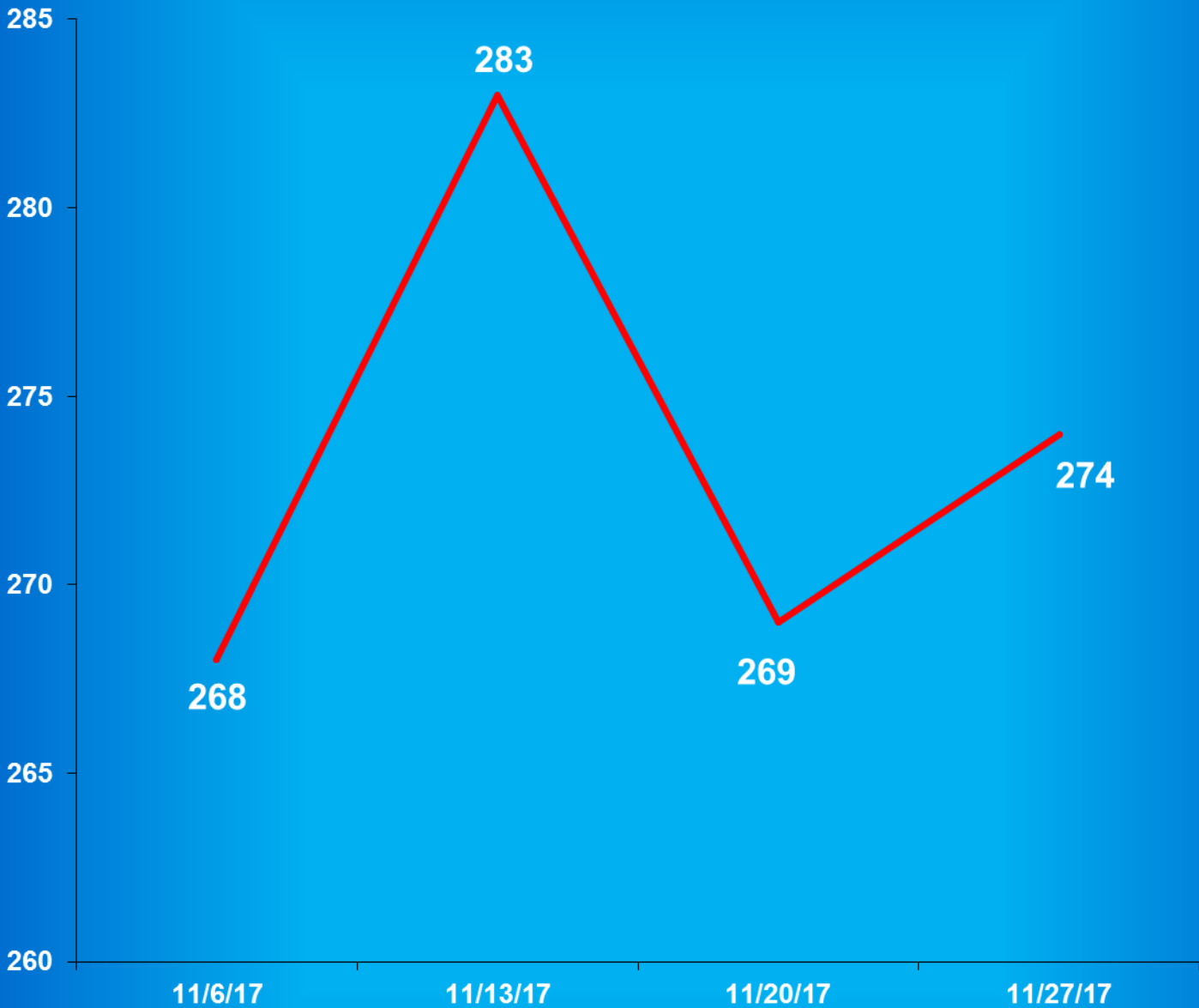


# Indiana Department of Correction

## Graph F

### Adult Males Held in County Jails

November 2017



- Offenders held in county jails are newly sentenced offenders with completed court documents who are awaiting transfer to a DOC facility.

- Jail counts are a dynamic number that are affected by a variety of factors, including; sentencing trends, available DOC beds, and intake process completion.



# Juvenile Offender Statistics



**Indiana Department Of Correction**  
**Table 13**  
**Monthly Facility Admissions and Releases**

**Juvenile Offenders**  
**November 2017**

**Admissions of All Juvenile Males**

<b>New Commitment</b>	<b>Re- Commitment</b>	<b>Parolee Return</b>	<b>Return From Escape</b>	<b>Diagnostics/ Walk-Thrus</b>
38	10	1	0	8

**Releases of All Juvenile Males**

<b>Discharge</b>	<b>Parole</b>	<b>Escape</b>	<b>Diagnostics/ Walk-Thrus</b>
27	10	0	8

**Admissions of All Juvenile Females**

<b>New Commitment</b>	<b>Re- Commitment</b>	<b>Parolee Return</b>	<b>Return From Escape</b>	<b>Diagnostics/ Walk-Thrus</b>
4	3	0	0	2

**Releases of All Juvenile Females**

<b>Discharge</b>	<b>Parole</b>	<b>Escape</b>	<b>Diagnostics/ Walk-Thrus</b>
3	1	0	1

Sources:

SAS - mnthadm4\_pgm\_tbl13.pgm

SAS - mnthext4\_pgm\_tbl13.pgm

**Indiana Department of Correction**

**Table 14**

**New Admissions by County of Commitment - Juveniles**

**November 2017**

County	Admission Type			County	Admission Type		
	New Commits	Re Commits	Total		New Commits	Re Commits	Total
Adams	0	0	0	Madison	1	0	1
Allen	4	0	4	Marion	6	3	9
Bartholomew	0	0	0	Marshall	1	0	1
Benton	0	0	0	Martin	0	0	0
Blackford	0	0	0	Miami	0	0	0
Boone	0	0	0	Monroe	0	0	0
Brown	0	0	0	Montgomery	2	0	2
Carroll	0	0	0	Morgan	0	0	0
Cass	1	0	1	Newton	0	0	0
Clark	1	1	2	Noble	0	0	0
Clay	1	0	1	Ohio	0	0	0
Clinton	0	1	1	Orange	1	0	1
Crawford	0	0	0	Owen	0	0	0
Daviess	0	0	0	Parke	0	0	0
Dearborn	0	0	0	Perry	0	0	0
Decatur	0	0	0	Pike	0	0	0
DeKalb	1	0	1	Porter	1	0	1
Delaware	0	0	0	Posey	0	0	0
Dubois	0	1	1	Pulaski	0	0	0
Elkhart	3	0	3	Putnam	0	0	0
Fayette	0	0	0	Randolph	0	0	0
Floyd	0	0	0	Ripley	0	0	0
Fountain	0	0	0	Rush	2	0	2
Franklin	0	0	0	St. Joseph	1	0	1
Fulton	0	0	0	Scott	0	0	0
Gibson	0	1	1	Shelby	0	0	0
Grant	0	0	0	Spencer	0	0	0
Greene	0	0	0	Starke	2	0	2
Hamilton	1	0	1	Steuben	0	0	0
Hancock	0	0	0	Sullivan	0	0	0
Harrison	0	0	0	Switzerland	0	0	0
Hendricks	0	0	0	Tippecanoe	1	1	2
Henry	1	0	1	Tipton	0	0	0
Howard	1	0	1	Union	0	0	0
Huntington	0	0	0	Vanderburgh	0	1	1
Jackson	0	0	0	Vermillion	0	0	0
Jasper	0	0	0	Vigo	0	0	0
Jay	0	0	0	Wabash	1	0	1
Jefferson	0	0	0	Warren	0	0	0
Jennings	0	0	0	Warrick	0	0	0
Johnson	0	0	0	Washington	0	0	0
Knox	0	0	0	Wayne	0	1	1
Kosciusko	3	1	4	Wells	0	0	0
LaGrange	0	0	0	White	0	0	0
Lake	1	1	2	Whitley	1	0	1
LaPorte	1	0	1	Unknown	0	1	1
Lawrence	3	0	3	<b>Totals</b>	<b>42</b>	<b>13</b>	<b>55</b>

This data is based on most serious offense and excludes parole violations.

Source: Mnthadm4\_pgm\_tbl14.pgm

**Indiana Department of Correction**

**Table 15**

**Monthly Releases by County of Commitment - Juveniles**

**November 2017**

County	Release Type			County	Release Type		
	Discharge	Parole	Total		Discharge	Parole	Total
Adams	0	0	0	Madison	0	0	0
Allen	3	0	3	Marion	8	0	8
Bartholomew	0	0	0	Marshall	0	0	0
Benton	0	0	0	Martin	0	0	0
Blackford	0	0	0	Miami	0	0	0
Boone	1	0	1	Monroe	0	0	0
Brown	0	0	0	Montgomery	0	0	0
Carroll	0	0	0	Morgan	0	0	0
Cass	0	0	0	Newton	0	0	0
Clark	0	0	0	Noble	1	0	1
Clay	0	0	0	Ohio	0	0	0
Clinton	0	0	0	Orange	0	0	0
Crawford	1	0	1	Owen	0	0	0
Daviess	0	0	0	Parke	0	0	0
Dearborn	0	1	1	Perry	0	0	0
Decatur	0	1	1	Pike	0	0	0
DeKalb	0	0	0	Porter	1	0	1
Delaware	0	1	1	Posey	0	0	0
Dubois	0	0	0	Pulaski	0	0	0
Elkhart	0	2	2	Putnam	0	0	0
Fayette	0	0	0	Randolph	0	0	0
Floyd	2	0	2	Ripley	0	0	0
Fountain	0	0	0	Rush	0	0	0
Franklin	0	0	0	St. Joseph	3	0	3
Fulton	0	0	0	Scott	0	0	0
Gibson	0	0	0	Shelby	0	0	0
Grant	0	0	0	Spencer	0	0	0
Greene	1	0	1	Starke	0	0	0
Hamilton	0	0	0	Steuben	0	0	0
Hancock	0	0	0	Sullivan	0	0	0
Harrison	0	0	0	Switzerland	0	0	0
Hendricks	0	0	0	Tippecanoe	1	0	1
Henry	0	0	0	Tipton	0	0	0
Howard	0	0	0	Union	0	0	0
Huntington	0	0	0	Vanderburgh	0	2	2
Jackson	1	1	2	Vermillion	0	0	0
Jasper	0	0	0	Vigo	3	0	3
Jay	0	0	0	Wabash	0	0	0
Jefferson	0	0	0	Warren	0	0	0
Jennings	0	1	1	Warrick	0	0	0
Johnson	0	0	0	Washington	0	0	0
Knox	0	0	0	Wayne	0	0	0
Kosciusko	1	0	1	Wells	0	0	0
LaGrange	0	0	0	White	0	0	0
Lake	3	0	3	Whitley	0	1	1
LaPorte	0	0	0	Unknown	0	0	0
Lawrence	0	1	1	<b>Totals</b>	<b>30</b>	<b>11</b>	<b>41</b>

Some discharges may be releases to County Probation - data is unable to be separated.

Diagnostics and Escapes are excluded.

Source: Mnthext4\_pgm\_tbl15.pgm



*Indiana Department of Correction*  
**Table 16**  
**Total Number of Committing Offenses for Juveniles**  
**Committed to the Indiana Department of Correction**

*November 2017*

OFFENSE (Citation Code)	THE NUMBER OF OFFENSES			
	This Month		This Calendar Year	
LEVEL I	Female	Male	Female	Male
Aggravated Battery (35-42-2-1.5)	0	0	1	3
Arson (35-43-1-1)	0	1	0	3
Battery (35-42-2-1)	0	3	12	41
Battery by Bodily Waste (35-42-2-6)	0	1	0	3
Burglary (35-43-2-1)	1	9	3	62
Carjacking (35-42-5-2)	0	0	0	0
Carrying Handgun w/o License (35-47-2-1)	0	1	0	15
Changing, Altering, Removing, Obliterating ID of Handgun (35-47-2-18)	0	0	0	6
Child Exploitation (35-42-4-4)	0	1	0	2
Child Molesting (35-42-4-3)	0	5	0	25
Child Seduction (35-42-4-7)	0	0	0	0
Child Selling (35-46-1-4)	0	0	0	0
Child Solicitation (35-42-4-6)	0	0	0	0
Child in Possession of Handgun (35-47-10-5)	0	0	2	22
Consumer Product Tampering (35-45-8-3)	0	0	0	0
Criminal Confinement (35-42-3-3)	0	0	3	7
Criminal Deviate Conduct (35-42-4-2)	0	0	0	0
Criminal Gang Intimidation (35-45-9-4)	0	0	0	0
Criminal Gang Recruitment	0	0	0	0
Criminal Recklessness (35-42-2-2)	0	0	0	11
Dangerous Possession of a Firearm (35-47-10-5)	0	3	0	17
Dealing in a Sawed-Off Shotgun (35-47-5-4.1)	0	0	0	0
Distribution of a Destructive Device (IC 35-47.5-5-5)	0	0	0	0
Domestic Battery (35-42-2-1.3)	0	2	0	5
Driving While Intoxicated Resulting in Death (9-30-5-5)	0	0	1	0
False Application for Handgun (35-47-2-8)	0	0	0	0
False, Altering Handgun License (35-47-2-22)	0	0	0	0
Feticide (35-42-1-6)	0	0	0	0
Handgun, False ID (35-47-2-17)	0	0	0	0
Incest (35-46-1-3)	0	0	0	0
Interference with Custody (35-42-3-4)	0	0	0	0
Intimidation (35-45-2-1)	0	0	0	0
Involuntary Manslaughter (35-42-1-4)	0	0	0	0
Kidnapping (35-42-3-2)	0	0	0	0
Murder (35-42-1-1)	0	0	0	0
Neglect of a Dependent (35-46-1-4)	0	0	0	0
Operation of a Machine Gun/Hurling a Bomb (35-47-5-9)	0	0	0	0
Overpass Mischief (35-42-2-5)	0	0	0	0
Pointing a Firearm (35-47-4-3)	0	0	0	5
Possession of Firearm on School Property (35-47-9-2)	0	0	0	1
Possession of a Machine Gun or Bomb (35-47-5-9)	0	0	0	0
Rape (35-42-4-1)	0	1	0	3
Reckless Homicide (35-42-1-5)	0	0	0	0
Resisting Law Enforcement (35-44-3-3)	0	0	0	0
Robbery (35-42-5-1)	1	2	2	74

**LEVEL I (Cont.)**

	THE NUMBER OF OFFENSES			
	This Month		This Calendar Year	
	Female	Male	Female	Male
Sell, Manufacture, Possess, Purchase Explosive (35-47-5-1)	0	0	0	0
Sell, Transfer, HIV Blood (35-42-1-7)	0	0	0	0
Selling, Transferring, Giving Handgun to Under 18 (35-47-2-7)	0	0	0	0
Sexual Battery (35-42-4-8)	0	0	1	10
Sexual Misconduct (35-44-1-5)	0	0	0	0
Sexual Misconduct with a Minor (35-42-4-9)	0	0	0	0
Stalking (35-45-10-5)	0	0	0	0
Strangulation (35-42-2-9)	0	0	1	4
Unlawful Delivery of Confiscated Firearm (35-47-3-4)	0	0	0	0
Unlawful Use of Body Armor (35-47-5-13)	0	0	0	0
Unlawful Use of Stun Gun (35-47-8-5)	0	0	0	0
Vicarious Sexual Gratification (35-42-4-5)	0	0	0	0
Voluntary Manslaughter (35-42-1-3)	0	0	0	1
<b>Sub-Total</b>	<b>2</b>	<b>29</b>	<b>26</b>	<b>320</b>

**LEVEL II**

Assisting a Criminal (35-44-3-2)	0	0	0	0
Chinese Throwing Star (35-47-5-12)	0	0	0	0
Criminal Gang Activity (35-45-9-3)	0	0	0	2
Criminal Recklessness (35-42-2-2)	0	0	0	1
Dealing Anabolic Steroid (16-42-19-27)	0	0	0	0
Dealing Methamphetamine (35-48-4-1.1)	0	0	0	3
Dealing in Cocaine or Narcotic Drug (35-48-4-1)	0	0	0	1
Dealing in Marijuana, Hash Oil, or Hashish (35-48-4-10)	0	0	0	4
Dealing in a Schedule I, II, or III Controlled Substance (35-48-4-2)	0	0	0	2
Dealing in a Schedule IV Controlled Substance (35-48-4-3)	0	0	0	1
Dealing in a Schedule V Controlled Substance (35-48-4-4)	0	0	0	0
Dealing in a Substance Represented to be a Controlled Substance (35-48-4-4.5)	0	0	0	0
Delivery of Weapon to Intoxicated Person (35-47-4-1)	0	0	0	0
Disarming Law Enforcement Officer (35-44.1-3-2)	0	0	1	0
Escape/Failure to Return to Lawful Detention (35-44-3-5)	0	6	3	30
Interference with Custody (35-42-3-4)	0	0	0	0
Intimidation (35-45-2-1)	1	1	2	33
Knife with Automatic Blade (35-47-5-2)	0	0	0	0
Loan Sharking (35-45-7-2)	0	0	0	0
Maintaining a Common Nuisance (35-48-4-13)	0	0	0	2
Manufacture, Distribution, Possession of a Substance Represented to be a Controlled Substance (35-48-4-4.6)	0	0	0	0
Neglect of a Dependent (35-46-1-4)	0	0	0	0
Poss Precursors w/ Intent to Manufacture Etc. (35-48-4-14.5)	0	0	0	0
Possession of a Controlled Substance (35-48-4-7)	0	0	0	3
Possession of a Knife on School Property (35-47-5-2.5)	0	0	0	1
Promoting Prostitution (35-45-4-4)	0	0	0	0
Purchase, Possession or Sale of Stun Gun (35-47-8-5)	0	0	0	0
Resisting Law Enforcement (35-44-3-3)	0	0	1	18
Rioting with a Deadly Weapon (35-45-1-2)	0	0	0	0
Sale, Possession, Use of Legend Drug (16-42-19-27)	0	0	0	0
Sexual Misconduct with a Minor (35-42-4-9)	0	0	0	0
Stalking (35-45-10-5)	0	0	0	0
Trafficking with an Inmate (35-44-3-9)	0	0	0	1
Use of Stun Gun in Commission of a Crime (35-47-8-5)	0	0	0	0
<b>Sub-Total</b>	<b>1</b>	<b>7</b>	<b>7</b>	<b>102</b>

**THE NUMBER OF OFFENSES**

<b>LEVEL III</b>	<b>This Month</b>		<b>This Calendar Year</b>	
	<b>Female</b>	<b>Male</b>	<b>Female</b>	<b>Male</b>
Accident /Failure to Stop (9-26-1-8)	0	0	0	0
Accident, Property Damage with Injury (9-26-1-8)	0	1	0	2
Altering or Damaging Computer (35-43-1-4)	0	0	0	0
Auto Theft, Receiving Stolen Parts (35-43-4-2.5)	0	2	4	41
Battery (35-42-2-1)	2	7	17	85
Battery by Bodily Waste (35-42-2-6)	0	0	0	1
Bestiality	0	0	0	0
Bribery (35-44-1-1)	0	0	0	0
Burglary (35-43-2-1)	0	0	0	0
Check Deception (35-43-5-5)	0	0	0	0
Check Fraud (35-43-5-12)	0	0	0	0
Child Exploitation (35-42-4-4)	0	0	0	0
Controlled Substance Registration (35-48-4-14)	0	0	0	0
Conversion (35-43-4-3)	0	3	1	16
Criminal Mischief (35-43-1-2)	1	6	4	70
Criminal Recklessness (35-42-2-2)	0	0	1	4
Criminal Trespass (35-43-2-2)	0	4	0	24
Dealing in Altered Property (35-43-4-2.3)	0	0	0	0
Dealing in Marijuana, Hash Oil, or Hashish (35-48-4-10)	0	0	0	6
Dealing in Paraphernalia (35-48-4-8.5)	0	0	0	0
Dealing in a Schedule IV Controlled Substance (35-48-4-3)	0	0	0	0
Distribution of Material Harmful to Minor (35-49-3-3)	0	1	0	1
Escape/Failure to Return to Lawful Detention (35-44-3-5)	1	7	9	51
Failure to Appear (35-44-3-6)	0	0	0	0
False Reporting (35-44-2-2)	0	0	0	0
Forgery (35-43-5-2)	0	0	0	1
Fraud (35-43-5-4)	1	0	1	1
Fraud on Financial Institution (35-45-5-8)	0	0	0	0
Home Improvement Fraud (35-43-6-13)	0	0	0	0
Identity Deception (35-43-5-3.5)	0	0	0	0
Interference with Custody (35-42-3-4)	0	0	0	0
Interference with Reporting Crime (35-42-2-5)	0	0	0	0
Invasion of Privacy (35-46-1-15.1)	0	0	1	0
Kill Domestic Animal	0	0	0	0
Manufacture of Paraphernalia (35-48-4-8.1)	0	0	0	0
Nonsupport of Child (35-46-1-5)	0	0	0	0
Nonsupport of Spouse (35-46-1-6)	0	0	0	0
Obscene Performance (35-49-3-1)	0	0	0	0
Obstructing Fireman (35-44-3-8)	0	0	0	0
Obstructing Traffic (35-42-2-4)	0	0	0	0
Obstruction of Justice (35-44-3-4)	0	0	0	4
Operating Vehicle After Lifetime Forfeiture (9-30-10-17)	0	0	0	0
Operating Vehicle While Intoxicated (9-30-5-4)	0	0	0	0
Operating Vehicle While Intoxicated with Prior (9-30-5-3)	0	0	0	0
Patronizing a Prostitute (35-45-4-3)	0	0	0	0
Perjury (35-44-2-1)	0	0	0	0
Possession of Cocaine or Narcotic Drug (35-48-4-6)	0	0	0	2
Possession of Marijuana, Hash Oil, or Hashish (35-48-4-11)	0	1	0	1
Possession of Methamphetamines (35-48-4-6.1)	0	0	0	2
Possession of Paraphernalia (35-48-4-8.3)	0	0	0	0
Possession of a Controlled Substance (35-48-4-7)	0	0	0	4
Possession of a Syringe (16-42-19-18)	0	0	0	1
Possession/Use of Legend Drug (16-42-19-13)	0	0	1	1
Professional Gambling (35-45-5-3)	0	0	0	0
Profiting from Adoption (35-46-1-9)	0	0	0	0
Promoting Professional Gambling (35-45-5-4)	0	0	0	0
Promoting Prostitution (35-45-4-4)	0	0	0	0
Prostitution (35-45-4-2)	0	0	0	0
Public Indecency (35-45-4-1)	0	0	0	0

**LEVEL III (Cont.)**

**THE NUMBER OF OFFENSES**

	This Month		This Calendar Year	
	Female	Male	Female	Male
Public Nudity (35-45-4-1.5)	0	0	0	1
Railroad Mischief (35-42-2-5.5)	0	0	0	0
Receiving Stolen Auto Parts (35-43-4-2.5)	0	1	1	11
Receiving Stolen Property (35-43-4-2)	0	0	0	3
Residential Entry (35-43-2-1.5)	0	0	0	5
Resisting Law Enforcement (35-44-3-3)	2	8	8	66
Rioting (35-45-1-2)	0	0	0	0
Sale, Possession, Use of Legend Drug (16-42-19-27)	0	0	0	0
Selling, Distributing, Exhibiting Obscene Material (35-49-3-1)	0	0	0	0
Stalking (35-45-10-5)	0	0	0	0
Theft (35-43-4-2)	2	8	14	127
Torture or Mutilation of Animal (35-46-3-12)	0	0	0	0
Trafficking with an Inmate (35-44-3-9)	0	0	0	0
Unauthorized Possession of Prescription Form (35-48-4-14)	0	0	0	0
Unlawful Entry of Motor Vehicle (35-43-4-2.7)	0	0	0	0
Voyeurism (35-45-4-5)	0	0	0	0
Welfare Fraud (35-43-5-7)	0	0	0	0
<b>Sub-Total</b>	<b>9</b>	<b>49</b>	<b>62</b>	<b>531</b>

**LEVEL IV**

Absence From Home Detention (35-38-2.5-10)	0	0	0	0
Accident/Failure to Stop (9-26-1-8)	0	1	0	6
Animal Cruelty (35-46-3-12)	0	0	0	0
Assisting a Criminal (35-44-3-2)	0	0	1	0
Beats Vertebrate Animal (35-46-3-12)	0	0	0	1
Check Deception (35-43-5-5)	0	0	0	0
Common Nuisance (35-48-4-13)	0	1	0	3
Computer Trespassing (35-43-2-3)	0	0	0	0
Counterfeiting Auto Registration (9-18-2-42)	0	0	0	0
Counterfeiting a Driver's License (9-24-18-7)	0	0	0	0
Curfew Violation (31-37-2-5)	0	1	0	3
Deception (35-43-5-3)	0	0	0	0
Deer Outside Hours (14-22-6-1)	0	0	0	0
Deer w/ Illegal Device (14-22-6-1)	0	0	0	0
Disorderly Conduct (35-45-1-3)	1	3	7	25
Dissemination of Material Harmful to Minor (35-49-3-3)	0	0	0	0
Driving While Intoxicated (9-11-2-3)	0	1	0	2
Driving with Suspended License (9-24-19-2)	0	0	0	0
Exploitation of Dependent/Endangered Adult (35-46-1-12)	0	0	0	0
Failure to Appear (35-44-3-6)	0	0	0	0
Failure to Disclose Recruitment (35-46-4-4)	0	0	0	0
Failure to Respond to Summons (35-44-3-6.5)	0	0	0	0
False Auto Registration (9-18-2-44)	0	0	0	0
False Informing (35-44-2-2)	0	0	4	13
Flag Desecration (35-45-1-4)	0	0	0	0
Glue Sniffing (35-46-6-2)	0	0	0	0
Habitual Disobedience of Parent, Guardian, or Custodian (Incorrigible) (31-37-2-4)	0	1	1	10
Harassment (35-45-2-2)	0	0	0	1
Home Improvement Fraud (35-43-6-12)	0	0	0	0
Illegal Consumption of Alcohol (7.1-5-7-7)	0	4	3	21
Illegal Possession of Alcohol (7.1-5-7-7)	1	1	1	5
Impairment of ID Number (35-43-7-4)	0	0	0	0
Interference with Custody (35-42-3-4)	0	0	0	0
Interfering with Law Enforcement Animal (35-46-3-11)	0	0	0	0
Invasion of Privacy (35-46-1-15.1)	0	0	0	0
Leaving Home w/o Permission of Parent, Guardian or Custodian (Runaway) (31-37-2-2)	1	2	7	23
Maintaining a Common Nuisance (35-48-4-13)	0	0	0	0
Nitrous Oxide Distribution (35-46-6-3)	0	0	0	0

**LEVEL IV (Cont.)**

	THE NUMBER OF OFFENSES			
	This Month		This Calendar Year	
	Female	Male	Female	Male
Obscene Performance (35-49-3-1)	0	0	0	0
Obstructing Medical Emergency (35-44-3-8.5)	0	0	0	0
Obstructing Traffic (35-42-2-4)	0	0	0	0
Official Misconduct (35-44.1-1-1)	0	0	0	0
Operating Vehicle While Intoxicated (9-30-5-2)	0	1	0	1
Operating Vehicle While Intoxicated/Cntrld Sub (9-30-5-1)	0	0	0	0
Operating Vehicle w/o License (9-24-18-1)	0	2	1	18
Operating Vehicle w/o Proof of Financial (9-25-8-2)	0	0	0	0
Operating Vehicle w/o Registration/Plates (9-18-2-43)	0	0	0	0
Possession of Marijuana, Hash Oil, or Hashish (35-48-4-11)	0	2	2	47
Possession of Paraphernalia (35-48-4-8.3)	0	1	1	18
Possession of Substance Represented to be a Controlled Substance (35-48-4-4.6)	0	0	0	0
Possession, Purchase, Accepting Tobacco (35-46-1-10.5)	0	0	0	0
Probation Violation	0	28	23	339
Public Intoxication (7.1-5-1-3)	0	1	1	3
Receiving Unidentified Property (35-43-7-5)	0	0	0	0
Reckless Driving (9-21-8-52)	0	1	0	3
Refusal to Aid Officer (35-44-3-7)	0	0	0	0
Refusal to Identify Self (34-28-5-3.5)	0	0	0	0
Selling, Distributing, Exhibiting Obscene Material (35-49-3-1)	0	0	0	0
Synthetic Drug	0	0	3	3
Taking Deer/Turkey (14-22-6-1)	0	0	0	0
Tattooing a Minor (35-42-2-7)	0	0	0	0
Torture, Kill, Mutilate an Animal (35-46-3-12)	0	0	0	0
Unauthorized Possession of Prescription (35-48-4-14)	0	0	0	0
Unlawful Entry of Motor Vehicle (35-43-4-2.7)	0	1	0	9
Unlawful Gambling (35-45-5-2)	0	0	0	0
Unlawful Use of Railroad Right of Way (8-3-15-3)	0	0	0	0
Vending Machine Vandalism (35-43-4-7)	0	0	0	0
Violation Home Detention	0	0	0	0
Violation Suspended Commitment to DOC	0	12	0	20
Violation of Compulsory School Attendance Law (Truancy) (31-37-2-3)	0	0	1	3
Voyeurism (35-45-4-5)	0	0	0	1
Welfare Fraud (35-45-5-7)	0	0	0	0
<b>Sub-Total</b>	<b>3</b>	<b>64</b>	<b>56</b>	<b>578</b>
<b>GRAND TOTAL NUMBER OF OFFENSES</b>	<b>15</b>	<b>149</b>	<b>151</b>	<b>1,531</b>

**Indiana Department of Correction**  
**Table 17**  
**Number of Juvenile Offenders by Most Serious Offense**  
**Committed to the Indiana Department of Correction**

**November 2017**

MOST SERIOUS OFFENSE (Citation Code)	THE NUMBER OF JUVENILES			
	This Month		This Calendar Year	
	Female	Male	Female	Male
<b>LEVEL I</b>				
Aggravated Battery (35-42-2-1.5)	0	0	1	3
Arson (35-43-1-1)	0	1	0	2
Battery (35-42-2-1)	0	2	7	30
Battery by Bodily Waste (35-42-2-6)	0	1	0	2
Burglary (35-43-2-1)	1	6	3	53
Carjacking (35-42-5-2)	0	0	0	0
Carrying Handgun w/o License (35-47-2-1)	0	1	0	8
Changing, Altering, Removing, Obliterating ID of Handgun (35-47-2-18)	0	0	0	5
Child Exploitation (35-42-4-4)	0	1	0	1
Child Molesting (35-42-4-3)	0	3	0	21
Child Seduction (35-42-4-7)	0	0	0	0
Child Selling (35-46-1-4)	0	0	0	0
Child Solicitation (35-42-4-6)	0	0	0	0
Child in Possession of Handgun (35-47-10-5)	0	0	2	14
Consumer Product Tampering (35-45-8-3)	0	0	0	0
Criminal Confinement (35-42-3-3)	0	0	2	3
Criminal Deviate Conduct (35-42-4-2)	0	0	0	0
Criminal Gang Intimidation (35-45-9-4)	0	0	0	0
Criminal Gang Recruitment	0	0	0	0
Criminal Recklessness (35-42-2-2)	0	0	0	8
Dangerous Possession of a Firearm (35-47-10-5)	0	2	0	14
Dealing in a Sawed-Off Shotgun (35-47-5-4.1)	0	0	0	0
Distribution of a Destructive Device (IC 35-47.5-5-5)	0	0	0	0
Domestic Battery (35-42-2-1.3)	0	1	0	4
Driving While Intoxicated Resulting in Death (9-30-5-5)	0	0	1	0
False Application for Handgun (35-47-2-8)	0	0	0	0
False, Altering Handgun License (35-47-2-22)	0	0	0	0
Feticide (35-42-1-6)	0	0	0	0
Handgun, False ID (35-47-2-17)	0	0	0	0
Incest (35-46-1-3)	0	0	0	0
Interference with Custody (35-42-3-4)	0	0	0	0
Intimidation (35-45-2-1)	0	0	0	0
Involuntary Manslaughter (35-42-1-4)	0	0	0	0
Kidnapping (35-42-3-2)	0	0	0	0
Murder (35-42-1-1)	0	0	0	0
Neglect of a Dependent (35-46-1-4)	0	0	0	0
Operation of a Machine Gun/Hurling a Bomb (35-47-5-9)	0	0	0	0
Overpass Mischief (35-42-2-5)	0	0	0	0
Pointing a Firearm (35-47-4-3)	0	0	0	1
Possession of Firearm on School Property (35-47-9-2)	0	0	0	0
Possession of a Machine Gun or Bomb (35-47-5-9)	0	0	0	0
Rape (35-42-4-1)	0	1	0	3
Reckless Homicide (35-42-1-5)	0	0	0	0
Resisting Law Enforcement (35-44-3-3)	0	0	0	0
Robbery (35-42-5-1)	1	2	2	66

**LEVEL I (Cont.)**

	THE NUMBER OF JUVENILES			
	This Month		This Calendar Year	
	Female	Male	Female	Male
Sell, Manufacture, Possess, Purchase Explosive (35-47-5-1)	0	0	0	0
Sell, Transfer, HIV Blood (35-42-1-7)	0	0	0	0
Selling, Transferring, Giving Handgun to Under 18 (35-47-2-7)	0	0	0	0
Sexual Battery (35-42-4-8)	0	0	0	6
Sexual Misconduct (35-44-1-5)	0	0	0	0
Sexual Misconduct with a Minor (35-42-4-9)	0	0	0	0
Stalking (35-45-10-5)	0	0	0	0
Strangulation (35-42-2-9)	0	0	1	2
Unlawful Delivery of Confiscated Firearm (35-47-3-4)	0	0	0	0
Unlawful Use of Body Armor (35-47-5-13)	0	0	0	0
Unlawful Use of Stun Gun (35-47-8-5)	0	0	0	0
Vicarious Sexual Gratification (35-42-4-5)	0	0	0	0
Voluntary Manslaughter (35-42-1-3)	0	0	0	1
	<b>2</b>	<b>21</b>	<b>19</b>	<b>247</b>

**LEVEL II**

Assisting a Criminal (35-44-3-2)	0	0	0	0
Chinese Throwing Star (35-47-5-12)	0	0	0	0
Criminal Gang Activity (35-45-9-3)	0	0	0	0
Criminal Recklessness (35-42-2-2)	0	0	0	1
Dealing Anabolic Steroid (16-42-19-27)	0	0	0	0
Dealing Methamphetamine (35-48-4-1.1)	0	0	0	2
Dealing in Cocaine or Narcotic Drug (35-48-4-1)	0	0	0	1
Dealing in Marijuana, Hash Oil, or Hashish (35-48-4-10)	0	0	0	3
Dealing in a Schedule I, II, or III Controlled Substance (35-48-4-2)	0	0	0	1
Dealing in a Schedule IV Controlled Substance (35-48-4-3)	0	0	0	0
Dealing in a Schedule V Controlled Substance (35-48-4-4)	0	0	0	0
Dealing in a Substance Represented to be a Controlled Substance (35-48-4-4.5)	0	0	0	0
Delivery of Weapon to Intoxicated Person (35-47-4-1)	0	0	0	0
Disarming Law Enforcement Officer (35-44.1-3-2)	0	0	1	0
Escape/Failure to Return to Lawful Detention (35-44-3-5)	0	5	2	21
Interference with Custody (35-42-3-4)	0	0	0	0
Intimidation (35-45-2-1)	1	1	2	15
Knife with Automatic Blade (35-47-5-2)	0	0	0	0
Loan Sharking (35-45-7-2)	0	0	0	0
Maintaining a Common Nuisance (35-48-4-13)	0	0	0	2
Manufacture, Distribution, Possession of a Substance Represented to be a Controlled Substance (35-48-4-4.6)	0	0	0	0
Neglect of a Dependent (35-46-1-4)	0	0	0	0
Poss precursors w/intent to manufacture etc. (35-48-4-14.5)	0	0	0	0
Possession of a Controlled Substance (35-48-4-7)	0	0	0	0
Possession of a Knife on School Property (35-47-5-2.5)	0	0	0	1
Promoting Prostitution (35-45-4-4)	0	0	0	0
Purchase, Possession or Sale of Stun Gun (35-47-8-5)	0	0	0	0
Resisting Law Enforcement (35-44-3-3)	0	0	1	10
Rioting with a Deadly Weapon (35-45-1-2)	0	0	0	0
Sale, Possession, Use of Legend Drug (16-42-19-27)	0	0	0	0
Sexual Misconduct with a Minor (35-42-4-9)	0	0	0	0
Stalking (35-45-10-5)	0	0	0	0
Trafficking with an Inmate (35-44-3-9)	0	0	0	1
Use of Stun Gun in Commission of a Crime (35-47-8-5)	0	0	0	0
	<b>1</b>	<b>6</b>	<b>6</b>	<b>58</b>

**THE NUMBER OF JUVENILES**

<b>LEVEL III</b>	<b>This Month</b>		<b>This Calendar Year</b>	
	<b>Female</b>	<b>Male</b>	<b>Female</b>	<b>Male</b>
Accident /Failure to Stop (9-26-1-8)	0	0	0	0
Accident, Property Damage with Injury (9-26-1-8)	0	0	0	0
Altering or Damaging Computer (35-43-1-4)	0	0	0	0
Auto Theft, Receiving Stolen Parts (35-43-4-2.5)	0	2	3	23
Battery (35-42-2-1)	0	4	11	33
Bestiality	0	0	0	0
Bribery (35-44-1-1)	0	0	0	0
Burglary (35-43-2-1)	0	0	0	0
Check Deception (35-43-5-5)	0	0	0	0
Check Fraud (35-43-5-12)	0	0	0	0
Child Exploitation (35-42-4-4)	0	0	0	0
Controlled Substance Registration (35-48-4-14)	0	0	0	0
Conversion (35-43-4-3)	0	0	1	5
Criminal Mischief (35-43-1-2)	0	2	2	12
Criminal Recklessness (35-42-2-2)	0	0	0	0
Criminal Trespass (35-43-2-2)	0	1	0	8
Dealing in Altered Property (35-43-4-2.3)	0	0	0	0
Dealing in Marijuana, Hash Oil, or Hashish (35-48-4-10)	0	0	0	3
Dealing in Paraphernalia (35-48-4-8.5)	0	0	0	0
Distribution of Material Harmful to Minor (35-49-3-3)	0	1	0	1
Escape/Failure to Return to Lawful Detention (35-44-3-5)	0	3	6	15
Failure to Appear (35-44-3-6)	0	0	0	0
False Reporting (35-44-2-2)	0	0	0	0
Forgery (35-43-5-2)	0	0	0	1
Fraud (35-43-5-4)	1	0	1	1
Fraud on Financial Institution (35-45-5-8)	0	0	0	0
Home Improvement Fraud (35-43-6-13)	0	0	0	0
Identity Deception (35-43-5-3.5)	0	0	0	0
Interference with Custody (35-42-3-4)	0	0	0	0
Interference with Reporting Crime (35-42-2-5)	0	0	0	0
Invasion of Privacy (35-46-1-15.1)	0	0	0	0
Kill Domestic Animal	0	0	0	0
Manufacture of Paraphernalia (35-48-4-8.1)	0	0	0	0
Nonsupport of Child (35-46-1-5)	0	0	0	0
Nonsupport of Spouse (35-46-1-6)	0	0	0	0
Obscene Performance (35-49-3-1)	0	0	0	0
Obstructing Fireman (35-44-3-8)	0	0	0	0
Obstructing Traffic (35-42-2-4)	0	0	0	0
Obstruction of Justice (35-44-3-4)	0	0	0	0
Operating Vehicle After Lifetime Forfeiture (9-30-10-17)	0	0	0	0
Operating Vehicle While Intoxicated (9-30-5-4)	0	0	0	0
Operating Vehicle While Intoxicated with Prior (9-30-5-3)	0	0	0	0
Patronizing a Prostitute (35-45-4-3)	0	0	0	0
Perjury (35-44-2-1)	0	0	0	0
Possession of Cocaine or Narcotic Drug (35-48-4-6)	0	0	0	1
Possession of Marijuana, Hash Oil, or Hashish (35-48-4-11)	0	0	0	0
Possession of Methamphetamines (35-48-4-6.1)	0	0	0	0
Possession of Paraphernalia (35-48-4-8.3)	0	0	0	0
Possession of a Controlled Substance (35-48-4-7)	0	0	0	1
Possession of a Syringe (16-42-19-18)	0	0	0	0
Possession/Use of Legend Drug (16-42-19-13)	0	0	1	0
Professional Gambling (35-45-5-3)	0	0	0	0
Profiting from Adoption (35-46-1-9)	0	0	0	0
Promoting Professional Gambling (35-45-5-4)	0	0	0	0



**LEVEL III (Cont.)**

	<b>THE NUMBER OF JUVENILES</b>			
	<b>This Month</b>		<b>This Calendar Year</b>	
	<b>Female</b>	<b>Male</b>	<b>Female</b>	<b>Male</b>
Promoting Prostitution (35-45-4-4)	0	0	0	0
Prostitution (35-45-4-2)	0	0	0	0
Public Indecency (35-45-4-1)	0	0	0	0
Public Nudity (35-45-4-1.5)	0	0	0	1
Railroad Mischief (35-42-2-5.5)	0	0	0	0
Receiving Stolen Property (35-43-4-2)	0	0	0	1
Residential Entry (35-43-2-1.5)	0	0	0	3
Resisting Law Enforcement (35-44-3-3)	1	1	5	17
Rioting (35-45-1-2)	0	0	0	0
Sale, Possession, Use of Legend Drug (16-42-19-27)	0	0	0	0
Selling, Distributing, Exhibiting Obscene Material (35-49-3-1)	0	0	0	0
Stalking (35-45-10-5)	0	0	0	0
Theft (35-43-4-2)	1	2	10	48
Torture or Mutilation of Animal (35-46-3-12)	0	0	0	0
Trafficking with an Inmate (35-44-3-9)	0	0	0	0
Unauthorized Possession of Prescription Form (35-48-4-14)	0	0	0	0
Unlawful Entry of Motor Vehicle (35-43-4-2.7)	0	0	0	0
Voyeurism (35-45-4-5)	0	0	0	0
Welfare Fraud (35-43-5-7)	0	0	0	0
<b>Sub-Total</b>	<b>3</b>	<b>16</b>	<b>40</b>	<b>174</b>

**LEVEL IV**

Absence From Home Detention (35-38-2.5-10)	0	0	0	0
Accident/Failure to Stop (9-26-1-8)	0	0	0	0
Assisting a Criminal (35-44-3-2)	0	0	0	0
Beats Vertebrate Animal (35-46-3-12)	0	0	0	1
Check Deception (35-43-5-5)	0	0	0	0
Common Nuisance (35-48-4-13)	0	0	0	0
Computer Trespassing (35-43-2-3)	0	0	0	0
Counterfeiting Auto Registration (9-18-2-42)	0	0	0	0
Counterfeiting a Driver's License (9-24-18-7)	0	0	0	0
Curfew Violation (31-37-2-5)	0	0	0	0
Deception (35-43-5-3)	0	0	0	0
Disorderly Conduct (35-45-1-3)	0	1	1	5
Dissemination of Material Harmful to Minor (35-49-3-3)	0	0	0	0
Driving with Suspended License (9-24-19-2)	0	0	0	0
Exploitation of Dependent/Endangered Adult (35-46-1-12)	0	0	0	0
Failure to Appear (35-44-3-6)	0	0	0	0
Failure to Disclose Recruitment (35-46-4-4)	0	0	0	0
Failure to Respond to Summons (35-44-3-6.5)	0	0	0	0
False Auto Registration (9-18-2-44)	0	0	0	0
False Informing (35-44-2-2)	0	0	1	1
Flag Desecration (35-45-1-4)	0	0	0	0
Glue Sniffing (35-46-6-2)	0	0	0	0
Habitual Disobedience of Parent, Guardian, or Custodian (Incorrigible) (31-37-2-4)	0	0	0	0
Harassment (35-45-2-2)	0	0	0	0
Home Improvement Fraud (35-43-6-12)	0	0	0	0
Illegal Consumption of Alcohol (7.1-5-7-7)	0	0	0	0
Illegal Possession of Alcohol (7.1-5-7-7)	0	0	0	0
Impairment of ID Number (35-43-7-4)	0	0	0	0
Interference with Custody (35-42-3-4)	0	0	0	0
Interfering with Law Enforcement Animal (35-46-3-11)	0	0	0	0
Invasion of Privacy (35-46-1-15.1)	0	0	0	0
Leaving Home w/o Permission of Parent, Guardian or Custodian (Runaway) (31-37-2-2)	0	0	0	0
Nitrous Oxide Distribution (35-46-6-3)	0	0	0	0

**LEVEL IV (Cont.)**

	<b>THE NUMBER OF JUVENILES</b>			
	<b>This Month</b>		<b>This Calendar Year</b>	
	<b>Female</b>	<b>Male</b>	<b>Female</b>	<b>Male</b>
Obscene Performance (35-49-3-1)	0	0	0	0
Obstructing Medical Emergency (35-44-3-8.5)	0	0	0	0
Obstructing Traffic (35-42-2-4)	0	0	0	0
Operating Vehicle While Intoxicated (9-30-5-2)	0	1	0	1
Operating Vehicle While Intoxicated/Cntrl'd Sub (9-30-5-1)	0	0	0	0
Operating Vehicle w/o License (9-24-18-1)	0	0	0	0
Operating Vehicle w/o Proof of Financial (9-25-8-2)	0	0	0	0
Operating Vehicle w/o Registration/Plates (9-18-2-43)	0	0	0	0
Possession of Marijuana, Hash Oil, or Hashish (35-48-4-11)	0	0	2	13
Possession of Paraphernalia (35-48-4-8.3)	0	1	0	1
Possession of Substance Represented to be a Controlled Substance (35-48-4-4.6)	0	0	0	0
Possession, Purchase, Accepting Tobacco (35-46-1-10.5)	0	0	0	0
Probation Violation	0	0	0	0
Public Intoxication (7.1-5-1-3)	0	0	0	0
Receiving Unidentified Property (35-43-7-5)	0	0	0	0
Reckless Driving (9-21-8-52)	0	1	0	1
Refusal to Aid Officer (35-44-3-7)	0	0	0	0
Refusal to Identify Self (34-28-5-3.5)	0	0	0	0
Selling, Distributing, Exhibiting Obscene Material (35-49-3-1)	0	0	0	0
Synthetic Drug	0	0	0	0
Torture, Kill, Mutilate an Animal (35-46-3-12)	0	0	0	0
Unauthorized Possession of Prescription (35-48-4-14)	0	0	0	0
Unlawful Entry of Motor Vehicle (35-43-4-2.7)	0	1	0	2
Unlawful Gambling (35-45-5-2)	0	0	0	0
Unlawful Use of Railroad Right of Way (8-3-15-3)	0	0	0	0
Vending Machine Vandalism (35-43-4-7)	0	0	0	0
Violation Home Detention	0	0	0	0
Violation Suspended Commitment to DOC	0	0	0	0
Violation of Compulsory School Attendance Law (Truancy) (31-37-2-3)	0	0	0	0
Voyeurism (35-45-4-5)	0	0	0	1
Welfare Fraud (35-45-5-7)	0	0	0	0
NO SENTENCE DATA	0	0	0	0
<b>Sub-Total</b>	<b>0</b>	<b>5</b>	<b>4</b>	<b>26</b>
<b>GRAND TOTAL NUMBER OF JUVENILES</b>	<b>6</b>	<b>48</b>	<b>69</b>	<b>505</b>

**Indiana Department of Correction**  
**Table 18**  
**Juvenile Female New Commitments**

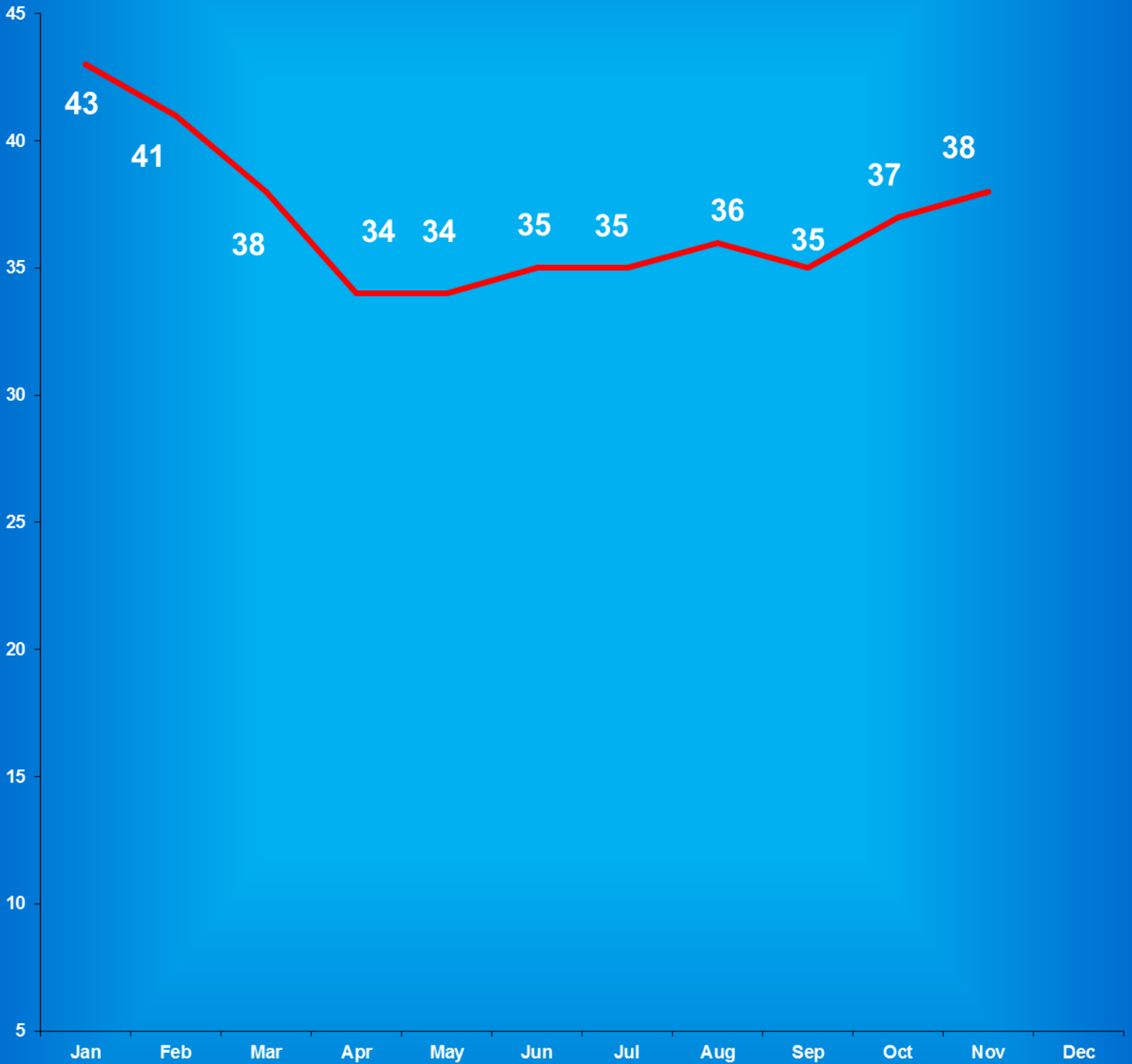
<u>Month</u>	<u>2013</u>	<u>2014</u>	<u>2015</u>	<u>2016</u>	<u>2017</u>
January	18	10	3	6	2
February	13	9	8	10	5
March	11	7	4	11	6
April	13	15	10	9	2
May	13	11	12	4	6
June	13	8	6	11	7
July	20	14	5	4	8
August	23	10	10	4	5
September	6	5	13	7	8
October	10	8	0	5	6
November	5	5	11	6	7
December	<u>12</u>	<u>13</u>	<u>11</u>	<u>5</u>	
<b>TOTALS</b>	<b>157</b>	<b>115</b>	<b>93</b>	<b>82</b>	<b>62</b>

Source:  
SAS - mnthadm4.pgm

# Indiana Department of Correction

## Graph G

Average Daily Juvenile Female Offender Populations  
Calendar Year 2017



**Indiana Department of Correction**  
**Table 19**  
**Juvenile Male New Commitments**

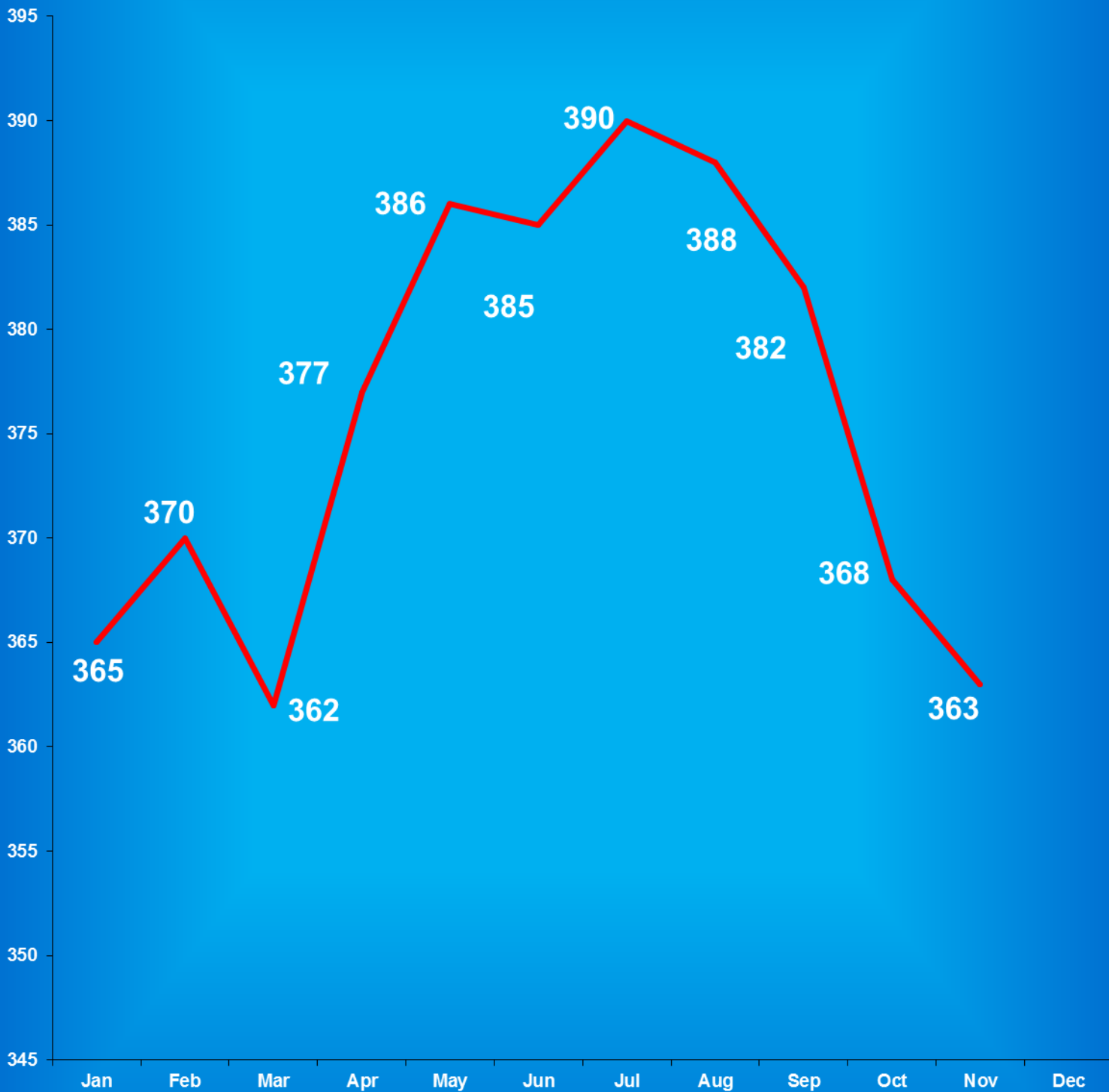
<u>Month</u>	<u>2013</u>	<u>2014</u>	<u>2015</u>	<u>2016</u>	<u>2017</u>
January	76	58	35	39	26
February	45	46	26	40	26
March	82	30	32	69	36
April	47	53	43	33	45
May	74	47	37	44	35
June	45	55	41	40	48
July	68	46	50	29	40
August	44	42	31	38	48
September	31	43	42	36	43
October	74	48	45	24	39
November	59	40	41	28	48
December	<u>40</u>	<u>40</u>	<u>40</u>	<u>30</u>	
<b>TOTALS</b>	<b>685</b>	<b>548</b>	<b>463</b>	<b>450</b>	<b>434</b>

Source:  
SAS - mnthadm4.pgm

# Indiana Department of Correction

## Graph H

### Average Daily Juvenile Male Offender Populations Calendar Year 2017





# Juvenile Reintegration Districts



District #8

District #6

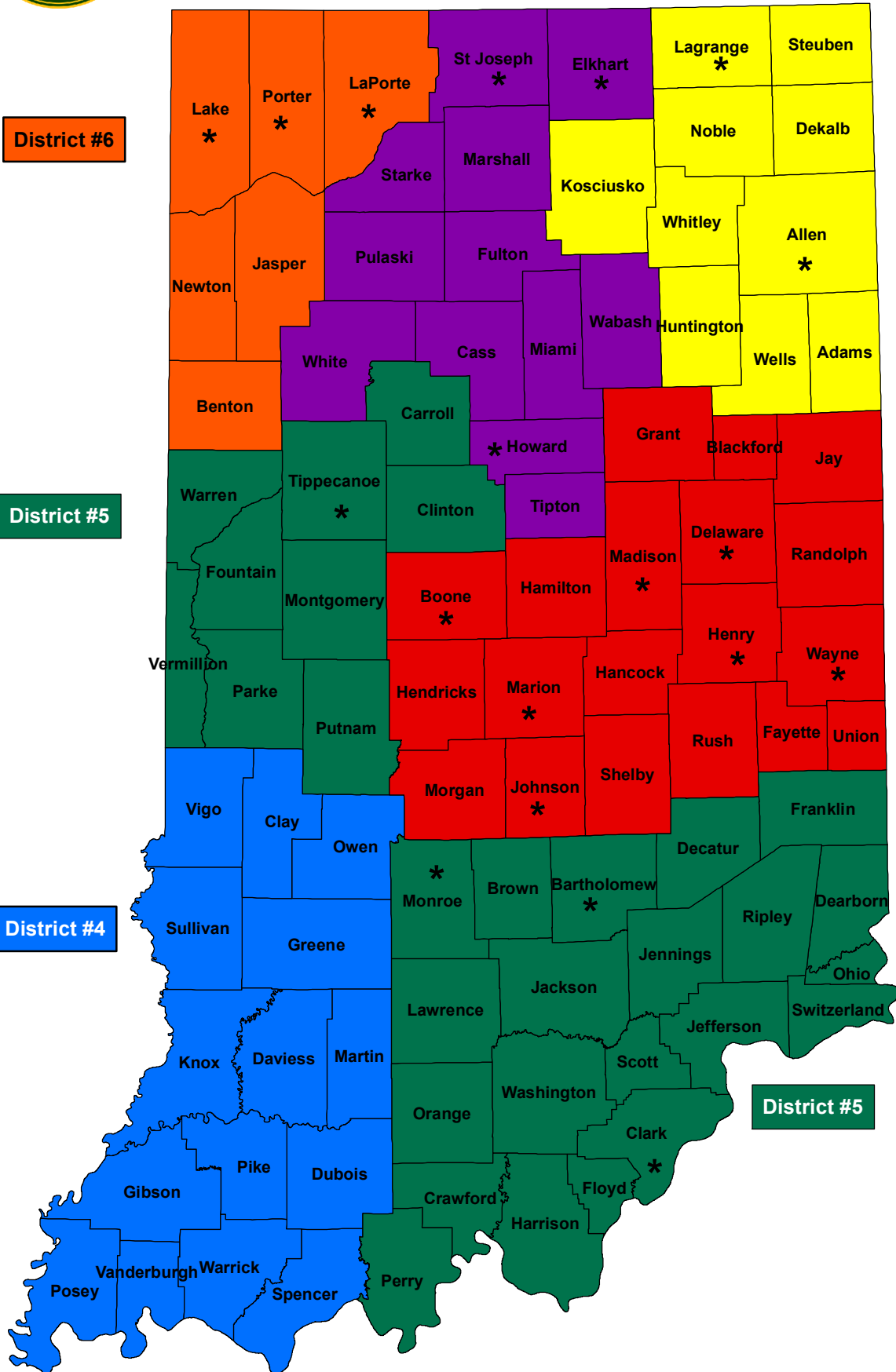
District #2

District #5

District #3

District #4

District #5



\*JDAI Site

**Indiana Department of Correction**  
**Table 20**  
**Juvenile Parole Caseload on December 01, 2017**

<u>Juvenile Reintegration Districts</u>	<b>Indiana Parolees</b>		<b>Other Jurisdiction</b>		<u>Total</u>
	<u>Juvenile Male</u>	<u>Juvenile Female</u>	<u>Juvenile Male</u>	<u>Juvenile Female</u>	
<i>Interstate Compact (RD0)*</i>	3	1	7	0	11
	<u>District Supervision Breakdown as follows:</u>				
Juv Reintegration District 2	13	0	0	0	13
Juv Reintegration District 3	12	2	2	0	16
Juv Reintegration District 4	5	4	2	0	11
Juv Reintegration District 5	8	0	1	0	9
Juv Reintegration District 6	1	2	1	0	4
Juv Reintegration District 8	13	0	1	0	14
<b>Total</b>	<b>55</b>	<b>9</b>	<b>7</b>	<b>0</b>	<b>71</b>

**Total Juvenile Parole Population on the First Day of Each Month**

<u>Calendar Year 2017</u>	<b>Indiana Parolees</b>		<b>Other Jurisdiction</b>		<u>Total</u>
	<u>Juvenile Male</u>	<u>Juvenile Female</u>	<u>Juvenile Male</u>	<u>Juvenile Female</u>	
January	27	6	5	0	38
February	24	7	5	0	36
March	27	7	4	0	38
April	25	7	6	0	38
May	22	5	6	0	33
June	24	4	4	0	32
July	24	4	4	0	32
August	24	6	5	0	35
September	27	7	5	0	39
October	34	8	5	0	47
November	46	10	6	0	62
December	55	9	7	0	71

\* Includes Indiana parolees who are serving their parole in another state, as well as offenders from other States being supervised in Indiana (Interstate Compact)

Sources: Juvenile Services  
Parole Division  
SAS - juvparl2.pgm



**Indiana Department of Correction  
Indiana Government Center South, Room E334  
302 W. Washington Street  
Indianapolis, IN 46204**

**Prepared by:  
Joshua Ross, Research Analyst  
(317) 233-3432  
[josross@idoc.IN.gov](mailto:josross@idoc.IN.gov)**

**This report and previous reports may be found at:**

**<http://www.in.gov/idoc/2376.htm>**



# CHANGING LIVES

The graphic features the words "CHANGING" and "LIVES" in a large, bold, blue sans-serif font. The letter "I" in "CHANGING" is replaced by a solid blue silhouette of the state of Indiana. Below the word "CHANGING" is the official seal of the Indiana Department of Correction. The seal is circular with a gold border and contains the text "INDIANA" at the top, "DEPARTMENT OF CORRECTION" at the bottom, and "EMPLOYEES EFFICIENCY EFFECTIVENESS" in the center. The background of the seal features a stylized American flag.

The Indiana Department of Correction advances public safety and successful re-entry through dynamic supervision, programming, and partnerships.