


Indiana Department of Correction

Division of Research & Technology



Offender Population Statistical Report

- June 2017 -

Rob Carter, Commissioner

**Indiana Department of Correction
Indiana Government Center South, Room E334
302 W. Washington Street
Indianapolis, IN 46204**

**Prepared by:
Joshua Ross, Research Analyst
(317) 233-3432
josross@idoc.in.gov**

This report and previous reports may be found at:

<http://www.in.gov/idoc/2376.htm>



Definitions

For the purpose of this report, the following definitions apply:

Admission – The means by which an offender enters the custody or jurisdiction of the Indiana Department of Correction. For this report, with the exception of the return of an escapee, this does not include a return from a temporary absence.

Average Daily Population – The sum of the daily beginning counts for a month, divided by that month's number of daily beginning counts.

Beginning Count – The number of offenders physically present at the beginning of the day (ie, 0000:01 hours).

Class A Felony – An offense whereby a person convicted of this felony shall be imprisoned for a fixed term of thirty years, with not more than twenty years added for aggravating circumstances, or not more than ten years subtracted for mitigating circumstances.

Class B Felony – An offense whereby a person convicted of this felony shall be imprisoned for a fixed term of ten years, with not more than ten years added for aggravating circumstances, or not more than four years subtracted for mitigating circumstances.

Class C Felony – An offense whereby a person convicted of this felony shall be imprisoned for a fixed term of four years, with not more than four years added for aggravating circumstances, or not more than two years subtracted for mitigating circumstances.

Class D Felony – An offense whereby a person convicted of this felony shall be imprisoned for a fixed term of one and one-half years, with not more than one and one-half years added for aggravating circumstances, or not more than one year subtracted for mitigating circumstances.

Class 1 Felony – An offense whereby a person convicted of this felony shall be imprisoned with a sentence range of 20-40 years, with not more than twenty years added as a habitual offender enhancement.

Class 2 Felony – An offense whereby a person convicted of this felony shall be imprisoned with a sentence range of 10-30 years, with not more than twenty years added as a habitual offender enhancement.

Class 3 Felony – An offense whereby a person convicted of this felony shall be imprisoned with a sentence range of 3-16 years, with not more than twenty years added as a habitual offender enhancement.

Class 4 Felony – An offense whereby a person convicted of this felony shall be imprisoned with a sentence range of 2-12 years, with not more than twenty years added as a habitual offender enhancement.

Class 5 Felony – An offense whereby a person convicted of this felony shall be imprisoned with a sentence range of 1-6 years, with not more than six years added as a habitual offender enhancement.

Class 6 Felony – An offense whereby a person convicted of this felony shall be imprisoned with a sentence range of 0.5-2.5 years, with not more than six years added as a habitual offender enhancement.

Contracted Beds - Those offenders who have been committed to the Indiana Department of Correction, but are housed in a local work release facility under contract of a 3rd party provider.

County Jail "Back-ups" (Jail Bed Count) – Those offenders who have been committed to the Indiana Department of Correction, but are housed in a county jail until they can be transferred to a Department of Correction intake facility. The county receives \$35.00 per day, per offender, to house these offenders.

Ending Count – The number of offenders physically present at the end of the day (ie, 2400:00 hours).

Felon – A person convicted in any jurisdiction who might have been imprisoned for more than one year.

Murder - An offense whereby a person convicted of this felony shall be imprisoned for a fixed term of fifty-five years, with not more than ten years added for aggravating circumstances, or not more than ten years subtracted for mitigating circumstances.

Definitions Continued

Operational Capacity – The total bed capacity of the facility. The capacity of a facility is the number of beds authorized for safe and efficient operation of the facility.

Pre-Dispositional – An individual ordered by the Court to the Indiana Department of Correction for evaluation prior to sentencing.

Release – The means by which an offender leaves the custody or jurisdiction of the Indiana Department of Correction. For this report, with the exception of an escape, this does not include a temporary absence.

Safekeeper – An individual whom the Court has determined to be in imminent danger of serious bodily injury or death, or who represents a substantial threat to the safety of others, and whom the Court has ordered to the Indiana Department of Correction for custody and security control.

Maximum Level Facilities – Maximum security facilities have very restrictive security measures and housing is celled space.

Medium Level Facilities – Medium security facilities have moderate degree of security measures and housing consists of dormitories and celled space.

Minimum Level Facilities – Minimum Security Facilities have the least restrictive security measures and housing is dormitory style. Also included as minimum security are work release program offenders who leave the facility for outside employment but return nightly.

Intake Facilities – Intake facilities are designated to receive newly committed adult offenders. During the intake process each offender is evaluated through interviews, reports and diagnostic tests. This evaluation forms the basis of the offenders' facility and program assignment.

Secure Housing Units – Denotes maximum control with the most restrictive security measures in place.

Vacancy – The number of beds available for assignment.

Juvenile Diagnostic/Walkthrough – A Juvenile court can order a youth to the Department of Correction to be temporarily committed for not more than 14 days (excluding Saturdays, Sundays and Legal holidays) for the purpose of an evaluation. The youth must be adjudicated delinquent and the order has to be prior to disposition. The department will send a report to the court of the written findings.

Indiana Department of Correction Population Summary

- There were 23,448 adult male offenders (including 332 county jail “back-ups” and 60 in contracted beds) on July 03, 2017. This population is 6% below operational bed capacity for general population.
- There were 2,285 adult female offenders (including 46 county jail “back-ups” and 23 in contracted beds) on July 03, 2017. This population is 15% below the operational bed capacity.
- There were 402 juvenile male offenders in the Department’s facilities on July 03, 2017. This population is 44% below the operational bed capacity.
- There were 38 juvenile female offenders in the Department’s facilities on July 03, 2017. This population is 76% below the operational bed capacity.
- There were 6,826 adult males on parole in Indiana (6,335 Indiana parolees and 491 other jurisdiction parolees) on July 03, 2017.
- There were 751 adult females on parole in Indiana (686 Indiana parolees and 65 other jurisdiction parolees) on July 03, 2017.
- There were 1,104 adults admitted to IDOC (974 male and 130 female) and 953 adults released from IDOC (821 male and 132 female) in June 2017.
- There were 65 juveniles admitted to IDOC (57 male and 8 female) and 40 juveniles released from IDOC (34 male and 6 female) in June 2017.

**Indiana Department of Correction
Human Resource Report**

June 30, 2017

ADULT FACILITIES

Facility	Total Staff*	Custody Staff	Non-Custody	Vacancies	Hires - Rehires	Retired - Terminated	Inter-Agency		Contract/Vendor		
							In	Out	Aramark	Health	Education
Branchville Correctional Facility	249	177	72	24	1	14	1	0	11	29	4.0
Chain O'Lakes Correctional Facility	28	21	7	2	0	0	0	0	5	2	0.0
Correctional Industrial Facility	275	209	66	92	8	7	0	0	16	29	6.5
Edinburgh Correctional Facility	65	50	15	5	0	4	0	0	6	4	0.0
Indiana State Prison/Lakeside	497	388	109	69	0	21	1	0	29	42	3.0
Indiana Women's Prison	160	111	49	30	0	2	2	2	6	26	6.0
Indianapolis Re-Entry Educational Fac	101	67	34	24	0	1	1	0	5	9	3.0
Madison Correctional Facility	144	97	47	21	0	2	0	0	8	27	5.5
Miami Correctional Facility	445	339	106	113	0	15	1	0	31	58	11.5
New Castle Correctional Facility**	440	308	132	109	0	0	0	0	30	63	18.0
Pendleton Correctional Facility	439	324	115	79	7	7	0	0	20	44	2.5
Plainfield Correctional Facility	318	236	82	74	6	15	0	0	30	40	6.5
Putnamville Correctional Facility	453	337	116	69	6	14	0	0	21	40	10.0
Reception-Diagnostic Center	203	155	48	39	4	2	0	0	0	32	0.0
Rockville Correctional Facility	232	162	70	33	0	8	0	0	16	35	9.0
South Bend Comm. Re-Entry Center	37	26	11	5	4	7	0	0	4	2	0.0
Heritage Trail DOC Staff	16	0	16	2	0	0	0	0	2	10	2.5
Heirtage Trail GEO Staff**	138	96	42	16	0	0	0	0	0	0	0.0
Wabash Valley Correctional Facility	572	451	121	74	1	23	0	0	37	56	8.0
Westville Correctional Facility	661	498	163	108	0	21	2	0	36	80	12.5
Total	5,473	4,052	1,421	988	37	163	8	2	313	628	109

JUVENILE FACILITIES

Facility	Total Staff*	Custody Staff	Non-Custody	Vacancies	Hires - Rehires	Retired - Terminated	Inter-Agency		Contract/Vendor		
							In	Out	Aramark	Health	Education
Camp Summit	48	27	21	13	0	1	0	0	4	1	3
Logansport Intake/North Central	162	109	53	16	0	3	0	0	7	0	3
Madison Juvenile Correctional	82	66	16	15	0	0	0	0	0	0	1
Pendleton Juvenile Correctional	251	172	79	41	10	10	0	0	10	13	4
Total	543	374	169	85	10	14	0	0	21	14	11
Central Office***	Total	508	176	332	35	0	0	0	0	0	1.5
STATE EMPLOYEE TOTAL	5,946	4,198	1,748	983	47	177	8	2	0	0	0
CONTRACT EMPLOYEE TOTAL	1,675	404	1,271	125	0	0	0	0	334	642	121
GRAND TOTAL	7,621	4,602	3,019	1,108	47	177	8	2	334	642	121

* Total Active Staff does not include those on disability, suspension, or leave with pay.

** New Castle Correctional Facility and Heritage Trail are privately contracted institutions. Their hire/rehire and termination/reitre data is not provided to DOC.

*** Includes Technology Services Division, PEN Products, Staff Development and Training, and the Parole Division (counted as Custody Staff)

Note: Total staff, custody staff, non-custody staff, and vacancy data are as of the end of the month.

Hires and re-hires, retirements and terminations, intra-agency transfer in and transfer out are the total number of actions for the month.

Source: DOC Human Resource

(d)



Offender Statistics



Indiana Department of Correction
Table 1
Offender Population & Vacancy Numbers, by Facility Security Level
June 30, 2017

Minimum Security - Adult MALE

	June Ending Count	General Population Vacancies	Programs & Treatment Vacancies	Segregation & Infirmery Vacancies	Down Beds	Held Beds
Chain O'Lakes	116	13	0	0	0	0
Edinburgh	304	37	0	0	0	3
Miami - MCA	191	11	0	0	0	2
New Castle - NCA	148	56	0	0	0	0
Pendleton - IRO	204	15	0	0	0	1
Westville - WCA	331	38	0	0	8	2
Wabash Valley - WVA	160	38	0	0	0	0
Indianapolis Re-Entry	50	277	88	0	4	1
Total	1,504	485	88	0	12	9

Re-Entry & Work Release - Adult MALE

Bartholomew Co. Re-Entry	7	3	0	0	0	0
Chain O'Lakes Re-Entry	6	1	0	0	0	0
Duval Center Re-Entry	22	18	0	0	0	0
Lake Co. Re-Entry	3	7	0	0	0	0
South Bend Re-Entry	119	49	0	0	0	4
VOA/Hope Hall Re-Entry	13	7	0	0	0	0
Starke Co. PI - TC	15	0	33	0	0	0
Total	185	85	33	0	0	4

Table 1 (Cont.)

Medium Security - Adult MALE						
	June Ending Count	General Population Vacancies	Programs & Treatment Vacancies	Segregation & Infirmary Vacancies	Down Beds	Held Beds
Branchville	1,137	272	70	6	0	0
Correctional Industrial	1,410	24	0	5	1	9
Indiana State Prison ISO	297	86	0	0	2	0
Plainfield	1,515	18	0	13	150	0
Putnamville	2,028	29	3	5	443	2
Heritage Trail	771	97	0	0	0	0
Westville	2,304	140	118	40	307	32
New Castle	2,382	15	0	17	0	17
Total	11,844	681	191	86	903	60

Maximum Security - Adult MALE						
	June Ending Count	General Population Vacancies	Programs & Treatment Vacancies	Segregation & Infirmary Vacancies	Down Beds	Held Beds
Miami	2,934	33	0	5	3	9
Indiana State Prison	1,971	15	20	40	5	16
Pendleton	1,308	11	4	15	6	9
Pendleton Treatment Unit	181	0	91	0	24	2
ISR Secure Housing Unit	51	0	0	16	1	1
Reception Diag. Center	658	16	0	0	21	0
New Castle Annex	428	46	0	5	6	1
New Castle Mental Health	109	0	19	0	0	0
WCU Secure Housing Unit	103	0	0	1	5	1
Wabash Valley	1,676	36	49	9	2	13
WVS Secure Housing Unit	164	0	0	27	25	0
Total	9,583	157	183	118	98	52

Minimum Security & Re-Entry - Adult FEMALE						
	June Ending Count	General Population Vacancies	Programs & Treatment Vacancies	Segregation & Infirmary Vacancies	Down Beds	Held Beds
Madison	501	161	0	0	0	0
Crane House	20	25	0	0	0	0
Jefferson Co. Re-Entry	20	38	0	0	0	0
Bartholomew Co. Re-Entry	0	10	0	0	0	0
Lake Co. Re-Entry	0	10	0	0	0	0
VOA/Evansville/Female	3	2	0	0	0	0
Total	544	246	0	0	0	0

Medium Security - Adult FEMALE						
Rockville	850	108	10	13	0	0
Total	850	108	10	13	0	0

Maximum Security - Adult FEMALE						
Women's Prison	598	12	19	2	0	0
Rockville Intake	247	41	0	0	0	0
Total	845	53	19	2	0	0

JAIL BED COUNT						
Adult Male	332	N/A	N/A	N/A	N/A	N/A
Adult Female	46	N/A	N/A	N/A	N/A	N/A
Total	378					

Table 1 (Cont.)

JUVENILE OFFENDERS

Juvenile Male

	June Ending Count	General Population Vacancies	Programs & Treatment Vacancies	Segregation & Infirmery Vacancies	Down Beds	Held Beds
Camp Summit	66	28	0	1	0	0
Logansport Juvenile Intake/Diagnostic Facility	30	55	0	7	0	0
North Central Juvenile Correctional Facility	127	47	0	0	0	0
Pendleton Juvenile Correctional Facility	179	199	0	12	0	1
Total	402	329	0	20	0	1

Juvenile Female

Madison Juvenile Correctional Facility	38	118	0	18	0	0
--	----	-----	---	----	---	---

TOTALS

	June Ending Count	General Population Vacancies	Programs & Treatment Vacancies	Segregation & Infirmery Vacancies	Down Beds	Held Beds
GRAND TOTAL FOR ALL ADULT MALES (Includes Jail Bed Count and Contracted Beds)	23,448	1,408	495	204	1,013	125
TOTAL FOR ADULT MALES IDOC FACILITIES ONLY	23,056	1,373	462	204	1,013	125
GRAND TOTAL FOR ALL ADULT FEMALES (Includes Jail Bed Count and Contracted Beds)	2,285	407	29	15	0	0
TOTAL FOR ADULT FEMALES IDOC FACILITIES ONLY	2,216	322	29	15	0	0
TOTAL FOR JUVENILE MALES	402	329	0	20	0	1
TOTAL FOR JUVENILE FEMALES	38	118	0	18	0	0
GRAND TOTAL FOR THE DEPARTMENT (Includes Jail Bed Count and Contracted Beds)	26,173	2,262	524	257	1,013	126
GRAND TOTAL FOR THE DEPARTMENT (Excludes Jail Bed Count and Contracted Beds)	25,712	2,142	491	257	1,013	126

Sources: Planning Division Facility Body Count Report
 Planning Division Juvenile Daily Count Report
 OIS - Jail Bed Count
 Operational Support Services - Vacancy Report

Indiana Department of Correction
Table 2
Operational Capacity Compared to Population, by Facility
June 30, 2017

Minimum Security - Adult MALE

	May	June	June	June	Percent +/-
	Operational	Operational	Adjusted	Ending	Capacity
	Capacity	Capacity	Capacity*	Count	Capacity
Chain O'Lakes	129	129	129	116	-10%
Edinburgh	344	344	341	304	-11%
Miami - MCA	204	204	202	191	-5%
New Castle - NCA	204	204	204	148	-27%
Pendleton - IRO	220	220	219	204	-7%
Westville - WCA	379	379	369	331	-10%
Wabash Valley - WVA	198	198	198	160	-19%
Indianapolis Re-Entry	<u>420</u>	<u>420</u>	<u>327</u>	50	<u>-85%</u>
Total	2,098	2,098	1,989	1,504	-24%

Re-Entry & Work Release - Adult MALE

Bartholomew Co. Re-Entry	25	10	10	7	-30%
Chain O'Lakes Re-Entry	7	7	7	6	-14%
Duwall Center Re-Entry	50	40	40	22	-45%
Lake Co. Re-Entry	10	10	10	3	-70%
South Bend Re-Entry	172	172	168	119	-29%
VOA/Hope Hall Re-Entry	20	20	20	13	-35%
Starke Co. PI - TC	<u>48</u>	<u>48</u>	<u>15</u>	15	<u>0%</u>
Total	332	307	270	185	-31%

Table 2 (Cont.)

Medium Security - Adult MALE					
	May	June	June	June	Percent +/-
	Operational	Operational	Adjusted	Ending	
	Capacity	Capacity	Operational	Count	Capacity
			Capacity*		
Branchville	1,485	1,485	1409	1,137	-19%
Correctional Industrial	1,449	1,449	1434	1,410	-2%
Indiana State Prison ISO	385	385	383	297	-22%
Plainfield	1,696	1,696	1533	1,515	-1%
Putnamville	2,510	2,510	2057	2,028	-1%
Heritage Trail	868	868	868	771	-11%
Westville	2,941	2,941	2444	2,304	-6%
New Castle	<u>2,431</u>	<u>2,431</u>	<u>2397</u>	<u>2,382</u>	<u>-1%</u>
Total	13,765	13,765	12,525	11,844	-5%

Maximum Security - Adult MALE					
	May	June	June	June	Percent +/-
	Operational	Operational	Adjusted	Ending	
	Capacity	Capacity	Operational	Count	Capacity
			Capacity*		
Miami	2,984	2984	2967	2,934	-1%
Indiana State Prison	2,067	2067	1986	1,971	-1%
Pendleton	1,353	1353	1319	1,308	-1%
Pendleton Treatment Unit	298	298	181	181	0%
ISR Secure Housing Unit	69	69	51	51	0%
Reception Diag. Center	695	695	674	658	-2%
New Castle Annex	486	486	474	428	-10%
New Castle Mental Health	128	128	109	109	0%
WCU Secure Housing Unit	110	110	103	103	0%
Wabash Valley	1,785	1785	1712	1,676	-2%
WVS Secure Housing Unit	<u>216</u>	<u>216</u>	<u>164</u>	<u>164</u>	<u>0%</u>
Total	10,191	10,191	9,740	9,583	-2%

Minimum Security & Re-Entry - Adult FEMALE					
	May	June	June	June	Percent +/-
	Operational	Operational	Adjusted	Ending	
	Capacity	Capacity	Operational	Count	Capacity
			Capacity*		
Madison	662	662	662	501	-24%
Crane House	45	45	45	20	-56%
Jefferson Co. Re-Entry	58	58	58	20	-66%
Bartholomew Co. Re-Entry	10	10	10	0	-100%
Lake Co. Re-Entry	10	10	10	0	-100%
VOA/Evansville/Female	<u>5</u>	<u>5</u>	<u>5</u>	<u>3</u>	<u>-40%</u>
Total	790	790	790	544	-31%

Medium Security - Adult FEMALE					
Rockville	<u>981</u>	<u>981</u>	<u>958</u>	<u>850</u>	-11%
Total	981	981	958	850	-11%

Maximum Security - Adult FEMALE					
Women's Prison	631	631	610	598	-2%
Rockville Intake	<u>288</u>	<u>288</u>	<u>288</u>	<u>247</u>	<u>0%</u>
Total	919	919	898	845	-6%

JAIL BED COUNT**					
Adult Male	285	332	332	332	0%
Adult Female	<u>62</u>	<u>46</u>	<u>46</u>	<u>46</u>	<u>0%</u>
Total	347	378	378	378	0%

Table 2 (Cont.)

JUVENILE OFFENDERS

Juvenile Male					
	May	June	June	June	Percent +/-
	Operational	Operational	Adjusted	Ending	Capacity
	Capacity	Capacity	Operational	Count	Capacity
	Capacity*	Capacity*	Capacity*	Count	Capacity
Camp Summit	95	95	94	66	-30%
Logansport Juvenile Intake/Diagnostic Facility	92	92	85	30	-65%
North Central Juvenile Correctional Facility	174	174	174	127	-27%
Pendleton Juvenile Correctional Facility	<u>391</u>	<u>391</u>	<u>378</u>	179	<u>-53%</u>
Total	752	752	718	402	-44%

Juvenile Female					
Madison Juvenile Correctional Facility	172	174	156	38	-76%

TOTALS

	May	June	June	June	Percent +/-
	Operational	Operational	Adjusted	Ending	Capacity
	Capacity	Capacity	Operational	Count	Capacity
	Capacity*	Capacity*	Capacity*	Count	Capacity
GRAND TOTAL FOR ALL ADULT MALES (Includes Jail Bed Count and Contracted Beds)	26,671	26,693	24,856	23,448	-6%
TOTAL FOR ADULT MALES IDOC FACILITIES ONLY	26,233	26,233	24,429	23,056	-6%
GRAND TOTAL FOR ALL ADULT FEMALES (Includes Jail Bed Count and Contracted Beds)	2,752	2,736	2,692	2,285	-15%
TOTAL FOR ADULT FEMALES IDOC FACILITIES ONLY	2,620	2,620	2,576	2,216	-14%
TOTAL FOR JUVENILE MALES	752	752	718	402	-44%
TOTAL FOR JUVENILE FEMALES	172	174	156	38	-76%
GRAND TOTAL FOR THE DEPARTMENT (Includes Jail Bed Count** and Contracted Beds)	30,347	30,355	28,422	26,173	-8%
GRAND TOTAL FOR THE DEPARTMENT (Excludes Jail Bed Count and Contracted Beds)	29,777	29,779	27,879	25,712	-8%

*Adjusted Operational Capacity includes Intake Beds and excludes Down, Held, and Segregation/Infirmary, and Program/Treatment Hold Beds

**Jail Bed Counts - IDOC offender Jail Bed holding is demand-based, therefore Jail Bed Percent Capacity is always 0%. Jail Bed Operational Capacity is determined by each county's availability and fluctuates from month to month.

Sources: Planning Division Facility Body Count Report
 Planning Division Juvenile Daily Count Report
 OIS - Jail Bed Count
 Operational Support Services - Vacancy Report

Indiana Department of Correction
Table 3
Facility Population on the First Day of Each Month
(Excludes County Jail "Back-ups" & Contracted Beds)

<u>2016</u>	<u>Adult Male</u>	<u>Adult Female</u>	<u>Juvenile Male</u>	<u>Juvenile Female</u>	<u>Total</u>
January	24,222	2,364	399	57	27,042
February	23,855	2,375	403	50	26,683
March	23,650	2,364	389	48	26,451
April	23,594	2,435	408	44	26,481
May	23,552	2,299	399	46	26,296
June	23,366	2,245	379	43	26,033
July	23,189	2,202	379	48	25,818
August	23,089	2,214	375	51	25,729
September	23,026	2,184	368	44	25,622
October	23,145	2,167	377	50	25,739
November	23,075	2,137	365	48	25,625
December	22,995	2,116	376	49	25,536

<u>2017</u>	<u>Adult Male</u>	<u>Adult Female</u>	<u>Juvenile Male</u>	<u>Juvenile Female</u>	<u>Total</u>
January	22,939	2,106	364	45	25,454
February	22,847	2,132	359	39	25,377
March	22,893	2,142	352	38	25,425
April	23,034	2,150	368	37	25,589
May	22,982	2,164	385	35	25,566
June	23,001	2,207	378	36	25,622
July	23,056	2,216	402	38	25,712

Indiana Department of Correction
Table 4
Parole Caseload on July 01, 2017

<u>Parole District</u>	Indiana Parolees		Other Jurisdiction		<u>Total</u>
	<u>Adult Male</u>	<u>Adult Female</u>	<u>Adult Male</u>	<u>Adult Female</u>	
<i>Interstate Compact (PD0)*</i>	493	63	491	65	1,112
	<u>District Supervision Breakdown as follows:</u>				
Re-Entry Parole (PD1)	411	54	25	3	493
Fort Wayne (PD2)	690	81	41	4	816
Indianapolis (PD3)	1514	151	93	7	1,765
Evansville (P4A)	465	31	33	4	533
Terre Haute (P4B)	462	59	29	6	556
Bloomington (PD5)	367	54	26	5	452
Gary (PD6)	612	51	80	9	752
New Castle (PD7)	652	85	43	6	786
South Bend (PD8)	833	76	69	6	984
Madison (PD9)	329	44	52	15	440
Total	6,828	749	491	65	8,133

Total Parole Population on the First Day of Each Month

<u>Calendar Year 2017</u>	Indiana Parolees		Other Jurisdiction		<u>Total</u>
	<u>Adult Male</u>	<u>Adult Female</u>	<u>Adult Male</u>	<u>Adult Female</u>	
January	7,553	900	456	56	8,965
February	7,401	870	475	54	8,800
March	7,202	826	472	54	8,554
April	7,060	815	495	62	8,432
May	7,044	776	489	60	8,369
June	6,947	766	493	65	8,271
July	6,828	749	491	65	8,133

* Includes Indiana parolees who are serving their parole in another state, as well as offenders from other States being supervised in Indiana (Interstate Compact)

Sources: Juvenile Services
Parole Division



Adult Offender Statistics



Indiana Department of Correction
Table 5
Monthly Admissions and Releases - Adult Offenders
(Includes County Jail "Back-ups" & Contracted Beds)

June 2017

ADMISSIONS	Male	Female
New Commitments	429	58
Parole Violators - New Commits	45	2
Parole Violators - Technical	168	6
Unsentenced (Safekeepers)	1	0
Return from Escape - Secure Facility	0	0
Return from Escape - Non-Secure Facility	2	0
Return from Escape - CTP Absconds	0	0
Court Supervision Violators - New Commits	118	23
Court Supervision Violators - Technical	186	40
Return from CTP - New Commits	1	0
Return from CTP - Technical	23	1
Unknown (Missing Data)	0	0
TOTAL ADMISSIONS	973	130
 RELEASES		
Parole	414	56
Probation	216	46
Escape - Secure Facility	0	0
Walk-Away - Non-Secure Facility	0	0
Discharged	67	11
Unsentenced Discharged	0	0
Other (i.e. Death)	3	0
Community Transition Program (CTP)	117	19
CTP Absconds	4	0
Unknown (Missing Data)	0	0
TOTAL RELEASES	821	132

*Of the 430 new commitments of male felons, 207 (48.1%) had a prior commitment.
Of the 58 new commitments of female felons, 14 (24.1%) had a prior commitment.*

Effective July 1, 1999, misdemeanants are to be committed to DOC only under special circumstances (IC 11-12-6)

Sources: SAS - prsadm8.pgm, SAS - prisrel8.pgm

Indiana Department of Correction
Table 6
New Admissions by County of Commitment - Adult Offenders

County	Felon Level												Total	County	Felon Level												Total
	Murder	FA	FB	FC	FD	F1	F2	F3	F4	F5	F6	Other*			Murder	FA	FB	FC	FD	F1	F2	F3	F4	F5	F6	Other*	
Adams	0	0	0	0	0	0	0	1	0	2	0	0	3	Madison	1	1	9	4	2	0	3	5	5	9	8	0	47
Allen	2	0	5	3	1	0	0	5	6	18	3	0	43	Marion	0	6	21	7	2	4	8	22	34	76	9	0	189
Bartholomew	0	0	0	0	0	0	0	1	0	3	1	0	5	Marshall	0	0	0	0	0	0	1	0	1	0	1	0	3
Benton	0	0	0	0	0	0	0	0	0	0	0	0	0	Martin	0	0	0	0	0	0	0	0	0	0	1	0	1
Blackford	0	0	0	0	0	0	0	0	0	0	0	0	0	Miami	0	0	2	0	1	0	0	0	0	0	0	0	3
Boone	0	1	0	1	0	0	0	0	2	1	0	0	5	Monroe	0	0	1	2	1	0	0	2	0	1	2	0	9
Brown	0	0	0	0	0	0	0	0	0	0	0	0	0	Montgomery	0	0	1	0	0	0	0	0	0	4	0	0	5
Carroll	0	0	0	0	0	0	0	2	0	1	2	0	5	Morgan	0	1	0	0	0	0	0	1	1	0	1	0	4
Cass	0	0	0	0	1	0	5	2	2	8	2	0	20	Newton	0	0	0	0	0	0	0	0	0	0	0	0	0
Clark	0	0	1	1	0	1	0	2	0	0	0	0	5	Noble	0	1	1	0	1	0	0	0	1	1	0	0	5
Clay	0	0	0	0	0	0	0	0	0	1	0	0	1	Ohio	0	0	0	0	0	0	0	0	1	0	0	0	1
Clinton	0	0	1	1	1	1	0	0	0	3	4	0	11	Orange	0	0	2	1	0	0	0	0	0	2	0	0	5
Crawford	0	0	0	0	0	0	0	0	1	0	0	0	1	Owen	0	0	0	1	0	0	0	0	0	1	0	0	2
Daviess	0	0	0	0	0	0	0	0	0	1	0	0	1	Parke	0	0	0	0	1	0	0	1	0	2	0	0	4
Dearborn	0	0	8	2	3	0	0	0	2	1	3	1	20	Perry	0	0	0	0	0	1	0	1	2	0	0	0	4
Decatur	0	0	0	0	0	0	0	2	0	2	2	0	6	Pike	0	0	0	0	0	0	0	0	0	1	0	0	1
DeKalb	0	0	1	0	0	0	0	0	1	1	0	0	3	Porter	0	0	3	0	0	1	0	1	0	1	2	0	8
Delaware	0	0	0	0	0	1	0	1	1	4	0	0	7	Posey	0	0	0	0	0	0	0	0	0	1	0	0	1
Dubois	0	0	0	1	0	0	0	0	2	1	0	0	4	Pulaski	0	0	0	0	0	0	1	0	0	0	0	0	1
Elkhart	0	1	6	3	0	1	2	1	2	7	2	0	25	Putnam	0	0	2	0	0	0	0	1	0	0	0	0	3
Fayette	0	0	0	1	0	0	0	0	1	4	1	0	7	Randolph	0	0	0	0	0	1	0	0	0	2	2	0	5
Floyd	0	0	0	1	0	0	0	0	5	3	0	0	9	Ripley	0	0	2	1	0	0	0	0	2	2	3	0	10
Fountain	0	0	0	0	0	0	1	1	0	0	0	0	2	Rush	0	0	0	0	0	0	0	0	0	2	0	0	2
Franklin	0	0	0	1	0	0	1	0	0	0	0	0	2	St. Joseph	0	0	1	4	0	1	0	4	5	6	1	0	22
Fulton	0	0	0	0	2	0	0	0	0	0	1	0	3	Scott	0	0	0	0	0	0	0	0	0	4	3	0	7
Gibson	0	0	0	0	0	0	0	1	0	2	0	0	3	Shelby	0	0	0	0	0	0	0	0	1	6	1	0	8
Grant	0	0	2	1	0	0	2	3	0	3	2	0	13	Spencer	0	0	0	1	0	0	0	0	0	0	1	0	2
Greene	0	0	0	0	0	0	0	1	0	0	1	0	2	Starke	0	0	0	0	0	0	0	0	0	0	0	0	0
Hamilton	0	0	2	0	2	0	4	1	1	5	5	0	20	Steuben	0	1	0	0	0	0	0	0	0	0	1	0	2
Hancock	0	0	0	0	0	0	1	0	4	4	1	0	10	Sullivan	0	0	0	0	0	1	0	1	0	0	0	0	2
Harrison	0	0	0	0	0	0	0	1	0	0	0	0	1	Switzerland	0	0	0	0	0	0	0	1	0	0	0	0	1
Hendricks	1	0	0	0	0	0	0	1	1	0	1	0	4	Tippecanoe	0	1	1	1	3	0	2	1	2	7	2	0	20
Henry	0	0	2	0	0	0	0	0	2	4	1	0	9	Tipton	0	0	0	0	0	0	0	0	1	0	0	0	1
Howard	0	0	4	3	4	0	0	3	2	5	0	0	21	Union	0	0	0	0	0	0	0	0	1	0	0	0	1
Huntington	0	0	1	0	0	0	1	0	6	7	1	0	16	Vanderburgh	1	0	2	0	0	2	2	3	7	19	2	0	38
Jackson	0	0	0	0	0	0	2	1	0	3	0	0	6	Vermillion	0	0	0	0	2	0	0	0	1	1	0	0	4
Jasper	0	0	0	1	1	0	0	0	0	3	1	0	6	Vigo	0	0	4	0	0	0	2	2	1	4	0	0	13
Jay	0	0	1	0	0	0	0	0	0	3	0	0	4	Wabash	0	0	2	2	1	0	0	3	1	5	2	0	16
Jefferson	0	0	2	0	0	0	0	0	1	4	0	0	7	Warren	0	0	0	0	0	0	0	0	0	0	0	0	1
Jennings	0	0	0	0	4	0	0	0	0	0	0	0	4	Warrick	0	0	0	0	0	0	0	0	1	0	0	0	1
Johnson	0	0	1	2	5	0	0	0	4	4	2	0	18	Washington	0	0	1	0	0	0	0	0	1	1	2	0	5
Knox	0	0	2	0	1	0	0	0	0	0	0	0	3	Wayne	0	0	0	1	0	0	0	1	0	1	0	0	3
Kosciusko	0	0	0	0	0	0	0	0	4	5	0	0	9	Wells	0	0	1	0	0	0	0	1	0	4	1	1	8
LaGrange	0	0	1	1	0	0	0	0	0	1	0	0	3	White	0	0	0	0	0	0	0	0	0	0	0	0	0
Lake	1	1	3	0	1	0	0	0	3	9	1	0	19	Whitley	0	0	0	0	0	0	0	0	1	2	0	0	3
LaPorte	0	0	2	2	0	0	0	1	2	2	1	0	10	Unknown	0	0	0	0	0	0	0	0	0	0	0	0	4
Lawrence	0	0	0	0	0	0	0	0	0	2	1	0	3	Totals	6	14	101	50	40	14	40	80	124	295	83	7	854

Data based on Most Serious Offense and includes only New- and Rec commitments.
 Parole violators are not included.

*"Other" may include missing, habitual offense, contempt of court, or misdemeanor.

**"Unknown" represents offenders who were sentenced to DOC, but County of Commitment data was unavailable.

Source: Prsadm7.pgm

Indiana Department of Correction

Table 7

Release Type by County of Commitment - Adult Offenders

June 2017

County	Release Type				Total	County	Release Type				Total
	Parole	Probation	Discharged	CTP			Parole	Probation	Discharged	CTP	
Adams	0	2	0	0	2	Madison	13	8	1	10	32
Allen	21	15	2	12	50	Marion	98	54	13	21	186
Bartholomew	4	0	0	5	9	Marshall	3	1	0	1	5
Benton	0	0	0	0	0	Martin	2	0	1	2	5
Blackford	2	3	3	0	8	Miami	2	1	0	0	3
Boone	5	0	0	0	5	Monroe	5	4	0	0	9
Brown	1	0	0	0	1	Montgomery	8	1	0	0	9
Carroll	2	1	1	1	5	Morgan	4	3	0	0	7
Cass	1	3	0	5	9	Newton	2	0	0	0	2
Clark	3	5	1	0	9	Noble	1	1	0	0	2
Clay	1	1	0	2	4	Ohio	0	0	0	0	0
Clinton	2	2	0	1	5	Orange	0	1	1	1	3
Crawford	0	0	0	0	0	Owen	0	0	0	0	0
Daviess	3	1	0	0	4	Parke	1	0	0	0	1
Dearborn	6	13	0	0	19	Perry	3	0	1	0	4
Decatur	1	2	0	8	11	Pike	1	1	0	1	3
DeKalb	4	1	0	1	6	Porter	3	1	2	0	6
Delaware	2	3	0	1	6	Posey	6	0	1	1	8
Dubois	1	0	0	0	1	Pulaski	2	1	0	1	4
Elkhart	20	13	7	3	43	Putnam	3	1	2	1	7
Fayette	5	3	1	3	12	Randolph	0	0	0	1	1
Floyd	5	2	1	1	9	Ripley	2	3	0	0	5
Fountain	1	0	0	0	1	Rush	2	0	1	0	3
Franklin	2	2	1	0	5	St. Joseph	14	10	1	2	27
Fulton	2	2	0	0	4	Scott	8	3	2	0	13
Gibson	2	0	1	0	3	Shelby	5	2	1	1	9
Grant	9	8	3	5	25	Spencer	1	0	0	0	1
Greene	5	2	0	0	7	Starke	2	0	0	1	3
Hamilton	9	1	0	0	10	Steuben	2	2	1	1	6
Hancock	5	2	3	2	12	Sullivan	2	0	1	0	3
Harrison	2	2	0	0	4	Switzerland	0	0	1	0	1
Hendricks	6	1	1	0	8	Tippecanoe	12	14	1	3	30
Henry	5	4	1	1	11	Tipton	0	0	0	0	0
Howard	4	3	4	2	13	Union	0	0	0	1	1
Huntington	5	4	0	1	10	Vanderburgh	23	2	3	5	33
Jackson	6	0	1	0	7	Vermillion	4	1	0	1	6
Jasper	0	0	0	0	0	Vigo	4	4	1	6	15
Jay	2	4	0	0	6	Wabash	1	4	1	1	7
Jefferson	7	1	1	0	9	Warren	1	0	0	0	1
Jennings	1	3	1	0	5	Warrick	2	0	0	0	2
Johnson	11	6	4	4	25	Washington	4	6	1	1	12
Knox	3	1	0	0	4	Wayne	6	1	1	0	8
Kosciusko	4	1	2	1	8	Wells	4	1	0	0	5
LaGrange	1	1	0	0	2	White	1	1	0	0	2
Lake	22	5	0	8	35	Whitley	1	0	0	2	3
LaPorte	6	6	1	0	13	Unknown	0	0	0	0	0
Lawrence	3	1	0	4	8	Totals	470	262	78	136	946

This data excludes Temporary Moves, Safekeepers, Predispositions, Escapes, Deaths, releases from CTP and releases from Out of State Parole.

*"Unknown" represents offenders who were sentenced to DOC, but County of Commitment data was unavailable.

Source: prisrel7.pgm

Indiana Department of Correction

Table 8

The Number of Department of Correction Offenders Held in County Jails*

July 01 , 2017

<u>County</u>	<u>Adult Male</u>	<u>Adult Female</u>	<u>County</u>	<u>Adult Male</u>	<u>Adult Female</u>	<u>County</u>	<u>Adult Male</u>	<u>Adult Female</u>
Adams	0	0	Hendricks	4	1	Pike	0	0
Allen	18	4	Henry**	8	0	Porter	6	0
Bartholomew	3	0	Howard	9	3	Posey	0	0
Benton	0	0	Huntington	2	0	Pulaski**	1	0
Blackford**	3	0	Jackson	0	0	Putnam**	2	0
Boone	1	0	Jasper	0	0	Randolph	3	0
Brown	0	0	Jay	3	1	Ripley	6	0
Carroll	1	0	Jefferson	12	4	Rush	0	0
Cass	5	0	Jennings	4	0	St. Joseph	15	2
Clark	7	2	Johnson	2	2	Scott	5	0
Clay	3	0	Knox**	1	0	Shelby	3	1
Clinton	11	1	Kosciusko	6	0	Spencer**	1	0
Crawford**	0	0	LaGrange	2	0	Starke	2	0
Daviess	3	0	Lake	16	2	Steuben	1	0
Dearborn	1	2	LaPorte	3	0	Sullivan	1	0
Decatur	1	0	Lawrence	2	0	Switzerland	0	0
DeKalb	0	0	Madison	2	2	Tippecanoe	5	1
Delaware	2	1	Marion	24	2	Tipton	0	0
Dubois	1	0	Marshall	7	2	Union	0	0
Elkhart	14	1	Martin	0	0	Vanderburgh	18	2
Fayette	3	0	Miami	7	0	Vermillion	3	0
Floyd	1	0	Monroe	2	0	Vigo	7	1
Fountain	1	0	Montgomery	4	0	Wabash	0	0
Franklin	0	1	Morgan	4	1	Warren	0	0
Fulton	1	1	Newton	0	0	Warrick	2	0
Gibson	1	0	Noble	4	0	Washington	1	0
Grant	6	0	Ohio	0	0	Wayne	3	0
Greene	8	0	Orange**	2	0	Wells**	1	0
Hamilton	4	1	Owen	1	0	White	0	0
Hancock	2	1	Parke	7	1	Whitley	2	2
Harrison**	1	0	Perry	4	1	Total	332	46

* Data is based on known frequencies reported by the counties, some county data may be missing

** County Jail Substance Abuse Programs

SOURCE: Offender
Movement

Indiana Department of Correction
Table 9
Community Transition Program
Average Daily Populations

<u>Month</u>	<u>2013</u>	<u>2014</u>	<u>2015</u>	<u>2016</u>	<u>2017</u>
January	493	521	457	518	465
February	475	511	442	480	475
March	511	492	468	492	475
April	510	470	529	518	481
May	509	496	549	499	487
June	522	504	539	469	481
July	533	494	539	491	
August	495	475	559	496	
September	513	479	538	509	
October	527	484	564	478	
November	558	482	528	470	
December	<u>544</u>	<u>475</u>	<u>522</u>	<u>461</u>	
YEARLY AVERAGE	516	490	519	490	477

Source: CTP Database and OIS Warmbody

Indiana Department Of Correction
Table 10
Community Transition Program
June 2017 Release Information (Felony Level A-D)

Total number of offenders eligible to be released during June 2017 =		331
Felony A and B total =	205	
Felony C total =	98	
Felony D total =	26	
Murder =	2	
Total number of offenders transitioned to counties for CTP =		86
By default (lack of response from judge)		
Felony A or B =	0	
Felony C =	15	
Felony D =	4	
By approval by court order from judge		
Felony A or B =	52	
Felony C =	11	
Felony D =	4	
Murder =	0	
Total number of offenders transitioned to counties then returned to DOC due to refusal (court ordered denial upon receipt of offender) =		0
Total number of court ordered denials =		157
Felony A or B =	86	
Felony C =	55	
Felony D =	14	
Murder =	2	
Total number of Felony A or B, or Murder denials by default (no response from judge) =		54
Total number of offenders who became ineligible after eligibility determined but prior to CTP commencement date (reasons include change in Earliest Possible Release Date, change in warrant status, released to probation or to parole, other miscellaneous) =		34
Felony A or B =	13	
Felony C =	17	
Felony D =	4	
Murder =	0	

Indiana Department Of Correction
Table 10
Community Transition Program
June 2017 Release Information (Felony Level 1-6)

Total number of offenders eligible to be released during June 2017 =	167
Felony 1 and 2 total =	2
Felony 3 and 4 total =	46
Felony 5 and 6 total =	119
Total number of offenders transitioned to counties for CTP =	59
By default (lack of response from judge)	
Felony 1 and 2 total	0
Felony 3 and 4 total :	0
Felony 5 and 6 total :	19
By approval by court order from judge	
Felony 1 and 2 total	0
Felony 3 and 4 total :	13
Felony 5 and 6 total :	27
Total number of offenders transitioned to counties then returned to DOC due to refusal (court ordered denial upon receipt of offender) =	0
Total number of court ordered denials =	79
Felony 1 and 2 total =	2
Felony 3 and 4 total =	18
Felony 5 and 6 total =	59
Total number of Felony 1 or 2, or Murder denials by default (no response from judge) =	0
Total number of offenders who became ineligible after eligibility determined but prior to CTP commencement date (reasons include change in Earliest Possible Release Date, change in warrant status, released to probation or to parole, other miscellaneous) =	18
Felony 1 and 2 total =	0
Felony 3 and 4 total =	4
Felony 5 and 6 total =	14

Indiana Department of Correction
 Table 11
 Total Number of Felony Offenses
 Committed to the Indiana Department of Correction

June 2017

Felony Level	Primary Offense	Secondary Offense	Jun-17		This Calendar Year	
			SEX		SEX	
			F	M	F	M
	Murder (35-42-1-1)	Firearm Enhancement (35-50-2-11)	-	7	4	48
			-	1	-	2
Murder Total			-	8	4	50

Felony Level	Primary Offense	Secondary Offense	Jun-17		This Calendar Year	
			SEX		SEX	
			F	M	F	M
A Felony	Burglary (35-43-2-1)		-	-	-	2
	Child Molesting (35-42-4-3)		-	5	-	63
	Dealing Cocaine or Narcotic Drug (35-48-4-1)		-	4	4	23
	Dealing Methamphetamine (35-48-4-1.1)		-	3	1	5
	Dealing Sched I, II, or III Cntrld Sub (35-48-4-2)		-	1	2	6
	Neglect of a Dependent/Death (35-46-1-4)		-	-	-	1
	Possession of Cocaine or Narcotic Drug (35-48-4-6)		-	-	-	1
	Rape (35-42-4-1)		-	-	-	2
	Robbery (35-42-5-1)		-	2	1	10
	Voluntary Manslaughter (35-42-1-3)		-	1	1	4
A Felony Total			-	16	9	117

Felony Level	Primary Offense	Secondary Offense	Jun-17		This Calendar Year	
			SEX		SEX	
			F	M	F	M
B Felony	Accident/Failure to Stop-Serious Inj/Death (9-26-1-8)		-	1	-	1
	Aggravated Battery (35-42-2-1.5)		-	4	-	12
	Arson (35-43-1-1)		1	-	1	5
	Battery (35-42-2-1)		-	2	-	3
	Battery by Bodily Waste (35-42-2-6)		-	-	-	2
	Burglary (35-43-2-1)		3	32	23	165
	Carjacking (35-42-5-2)		-	-	-	3
	Child Molesting (35-42-4-3)		-	5	-	36
	Criminal Confinement (35-42-3-3)		-	-	-	9
	Criminal Deviate Conduct (35-42-4-2)		-	-	-	3
	Dealing Cocaine or Narcotic Drug (35-48-4-1)		3	11	21	90
	Dealing Methamphetamine (35-48-4-1.1)		1	13	11	71
	Dealing Sched I, II, or III Cntrld Sub (35-48-4-2)		7	11	24	46
	Dealing Sched IV Cntrld Sub (35-48-4-3)		-	1	-	1
	Fail to Stop Accident w/Injury (9-26-1-1)		-	-	-	2
	Felon in Possession of a Firearm (35-47-4-5)		-	4	1	28
	Incest (35-46-1-3)		-	-	1	1
	Neglect of a Dependent (35-46-1-4)		-	-	2	-
	Operating Vehicle Intoxicated/Death (9-30-5-5)		-	-	1	1
	Possession Methamphetamine (35-48-4-6.1)		-	-	1	6
	Possession of Cocaine or Narcotic Drug (35-48-4-6)		-	1	4	3
	Prisoner Poss. Dang Device/Material (35-44-3-9.5)		-	1	-	1
	Rape (35-42-4-1)		-	2	-	10
	Robbery (35-42-5-1)		-	14	2	67
	Sexual Misconduct with a Minor (35-42-4-9)		-	3	-	20
	Stalking (35-45-10-5)		-	1	-	1
	Vicarious Sexual Gratification (35-42-4-5)		-	-	-	1
	Voluntary Manslaughter (35-42-1-3)		-	1	-	1
B Felony Total			15	107	92	589

Felony Level	Primary Offense	Secondary Offense	Jun-17		This Calendar Year		
			SEX		SEX		
			F	M	F	M	
C Felony	Arson (35-43-1-1)		-	-	1	1	
	Assisting a Criminal (35-44-3-2)		-	-	1	3	
	Attempt to Commit a Felony (35-41-5-1)	Child Molesting (35-42-4-3)	-	-	-	1	
	Auto Theft, Receiving Stolen Parts (35-43-4-2.5)		-	-	-	1	
	Battery (35-42-2-1)		-	2	2	42	
	Battery by Bodily Waste (35-42-2-6)		-	-	1	-	
	Burglary (35-43-2-1)		2	8	7	72	
	Carrying Handgun w/o License (35-47-2-23)		-	-	-	5	
	Child Exploitation (35-42-4-4)		-	-	-	5	
	Child Molesting (35-42-4-3)		-	6	1	43	
	Child Seduction (35-42-4-7)		-	-	1	-	
	Child Solicitation (35-42-4-6)		-	1	-	1	
	Controlled Substance Registration (35-48-4-14)		-	-	1	-	
	Corrupt Business Influence (35-45-6-2)		1	1	5	5	
	Criminal Confinement (35-42-3-3)		-	3	-	6	
	Criminal Recklessness (35-42-2-2)		-	-	-	5	
	Dealing Marijuana, Hash Oil, or Hashish (35-48-4-10)		-	-	-	2	
	Dealing Sched IV Controlled Substance (35-48-4-3)		-	-	1	1	
	Dealing/Poss. Look-Alike Subs (35-48-4-4.6)		-	-	1	1	
	Disarm/Attempt to Disarm an Officer (35-44.1-3-2)		-	-	-	1	
	Escape/Failure to Return (35-44-3-5)		-	-	-	3	
	Failure to Register as a Sex Offender (11-8-8-17)		-	-	-	5	
	Firearm w/in One Mile of School (35-47-2-1)		-	1	-	7	
	Forgery (35-43-5-2)		3	5	30	49	
	Fraud on Financial Institution (35-43-5-8)		-	2	4	5	
	Handgun Violation (35-47-2-7)		-	-	1	3	
	Intimidation (35-45-2-1)		-	2	-	16	
	Neglect of a Dependent (35-46-1-4)		2	-	2	7	
	Non-Support of Dependent Child (35-46-1-5)		-	6	3	33	
	Obliterating Handgun I.D. (35-47-2-18)		-	-	-	2	
	Operating Vehicle Intoxicated/Death (9-30-5-5)		-	-	-	1	
	Operating Vehicle w/Lifetime Suspension (9-30-10-17)		1	3	2	25	
	Operating Vehicle-Habitual Violation (9-30-10-16)		-	-	-	1	
	Possession Methamphetamine (35-48-4-6.1)		-	1	2	6	
	Possession of Cocaine or Narcotic Drug (35-48-4-6)		-	3	2	14	
	Possession of Controlled Substance (35-48-4-7)		1	-	1	4	
	Possession of Precursors (35-48-4-14.5)		-	1	1	5	
	Promoting Prostitution (35-45-4-4)		-	-	-	2	
	Reckless Homicide (35-42-1-5)		3	2	4	6	
	Robbery (35-42-5-1)		-	3	3	21	
	Security Fraud (23-19-5-1)		-	2	-	3	
	Sexual Battery (35-42-4-8)		-	-	-	2	
	Sexual Misconduct with a Minor (35-42-4-9)		-	2	1	17	
	Stalking (35-45-10-5)		-	-	-	1	
	Theft, Receiving Stolen Property (35-43-4-2)		-	3	2	5	
	Trafficking with an Inmate (35-44-3-9)		-	-	2	1	
	Welfare Fraud (35-43-5-7)		1	-	3	1	
	C Felony Total			14	57	85	440

Felony Level	Primary Offense	Secondary Offense	Jun-17		This Calendar Year	
			SEX		SEX	
			F	M	F	M
D Felony	Accident/Failure to Stop-Serious Inj/Death (9-26-1-8)		-	-	-	1
	Arson (35-43-1-1)		-	-	1	1
	Attempt to Commit a Felony (35-41-5-1)	Theft, Receiving Stolen Property (35-43-4-2)	-	-	-	2
	Auto Theft, Receiving Stolen Parts (35-43-4-2.5)		-	2	2	15
	Battery (35-42-2-1)		-	5	1	13
	Battery by Bodily Waste (35-42-2-6)		-	-	-	4
	Check Deception (35-43-5-5)		-	-	-	1
	Check Fraud (35-43-5-12)		-	-	-	10
	Child Exploitation (35-42-4-4)		-	1	-	2
	Child Solicitation (35-42-4-6)		-	-	-	2
	Controlled Substance Registration (35-48-4-14)		-	-	-	1
	Criminal Confinement (35-42-3-3)		-	-	-	5
	Criminal Gang Activity (35-45-9-3)		-	-	-	2
	Criminal Mischief (35-43-1-2)		-	-	-	1
	Criminal Recklessness (35-42-2-2)		-	-	-	16
	Cruelty to Animals (35-46-3-12)		-	-	-	3
	Cultivation of Marijuana (35-48-4-1)		-	-	-	1
	Dealing Counterfeit Substance (35-48-4-5)		-	-	-	2
	Dealing Marijuana, Hash Oil, or Hashish (35-48-4-10)		-	1	1	6
	Dealing Subs. Represent as Cntrl'd Subs. (35-48-4-4.5)		-	1	-	2
	Dissemination of Matter Harmful to Minor (35-49-3-3)		-	-	-	4
	Domestic Battery (35-42-2-1.3)		-	-	-	12
	Driving While Intoxicated (9-11-2-3)		-	-	-	1
	Driving While Suspended/Oper Veh HTV (9-30-10-16)		1	2	1	18
	Dump Controlled Substance Waste (38-48-4-4.1)		-	-	-	1
	Exploit Endangered Adult (35-46-1-12)		-	-	-	1
	Fail to Stop Accident w/Injury (9-26-1-1)		-	-	-	3
	Failure to Register as a Sex Offender (11-8-8-17)		-	-	-	3
	Failure to Return to Lawful Detention (35-44-3-5)		-	1	1	15
	Failure to Warn Comm Disease (35-42-1-9)		-	-	-	1
	Forgery, Counterfeit (35-43-5-2)		-	-	1	2
	Fraud (35-43-5-4)		-	1	7	11
	Identity Deception (35-43-5-3.5)		-	-	3	3
	Intimidation (35-45-2-1)		-	3	-	8
	Invasion of Privacy (35-46-1-15.1)		-	-	1	-
	Maintaining a Common Nuisance (35-48-4-13)		-	2	4	17
	Neglect of a Dependent (35-46-1-4)		-	2	2	5
	Non-Support of a Child (35-46-1-5)		-	1	2	25
	Obstruction of Justice (35-44-3-4)		-	6	-	7
	Operating Vehicle Intox-Prior (9-30-5-3)		-	3	1	27
	Operating Vehicle Intoxicated-Contrl'd Sub (9-30-5-1)		-	-	1	1
	Operating Vehicle Intoxicated-Endanger (9-30-5-2)		-	1	3	5
	Operating Vehicle Intoxicated-Serious Injury (9-30-5-4)		-	1	-	9
	Perjury (35-44-2-1)		-	-	1	-
	Pointing a Firearm (35-47-4-3)		-	-	-	3
	Poss. of Marijuana, Hash Oil, or Hashish (35-48-4-11)		-	3	3	10
	Possession - Syringe/Needle (16-42-19-18)		1	1	7	5
	Possession of Cocaine or Narcotic Drug (35-48-4-6)		3	2	6	14
	Possession of Controlled Substance (35-48-4-7)		1	4	5	27
	Possession of Methamp Subst Tax (6-7-3-11-B)		-	-	-	1
	Possession of Methamphetamine (35-48-4-6.1)		1	1	6	12
	Possession of Precursors (35-48-4-14.5)		1	6	4	18
	Possession/Use of Legend Drug (16-42-19-13)		-	-	-	2
	Prostitution (35-45-4-2)		-	-	2	-
	Residential Entry (35-43-2-1.5)		-	2	1	9
	Resisting Law Enforcement (35-44-3-3)		-	1	1	16
	Sexual Battery (35-42-4-8)		-	-	-	3
	Sexual Misconduct with a Minor (35-42-4-9)		-	-	-	2
	Strangulation (35-42-2-9)		-	3	-	13
	Synthetic ID Deception (35-43-5-3.8)		-	-	-	1
	Theft, Receiving Stolen Property (35-43-4-2)		5	20	53	144
	UNLAWFUL POSSESSION OF SMOKING INSTRUMENT (16-42-19-17)		-	-	-	1
	Welfare Fraud (35-43-5-7)		-	-	1	2
D Felony Total			13	76	122	552

Felony Level	Primary Offense	Secondary Offense	Jun-17		This Calendar Year	
			SEX		SEX	
			F	M	F	M
Level 1 Felony	Aggravated Battery (35-42-2-1.5)		-	-	-	1
	Aiding, Inducing or Causing an Offense (35-41-2-4)	Burglary (35-43-2-1)	1	-	1	-
		Child Molesting (35-42-4-3)	-	-	3	-
	Attempt to Commit a Felony (35-41-5-1)	Murder (35-42-1-1)	-	3	1	17
		Rape (35-42-4-1)	-	-	-	1
	Burglary (35-43-2-1)		-	-	-	2
	Child Molesting (35-42-4-3)		2	9	4	59
	Conspiracy (35-41-5-2)	Child Molesting (35-42-4-3)	1	-	2	-
		Murder (35-42-1-1)	-	-	-	1
	Neglect of a Dependent/Death (35-46-1-4)		1	2	4	7
	Rape (35-42-4-1)	-	-	-	4	
Level 1 Felony Total			5	14	15	92

Felony Level	Primary Offense	Secondary Offense	Jun-17		This Calendar Year	
			SEX		SEX	
			F	M	F	M
Level 2 Felony	Aiding, Inducing or Causing an Offense (35-41-2-4)	Burglary (35-43-2-1)	-	-	-	1
		Dealing Methamphetamine (35-48-4-1.1)	-	-	-	1
		Robbery (35-42-5-1)	-	-	-	2
		Voluntary Manslaughter (35-42-1-3)	-	-	-	1
	Attempt to Commit a Felony (35-41-5-1)	Dealing Methamphetamine (35-48-4-1.1)	-	-	1	-
		Robbery (35-42-5-1)	-	-	-	2
		Voluntary Manslaughter (35-42-1-3)	-	-	-	1
	Battery (35-42-2-1)		-	-	-	1
	Burglary (35-43-2-1)		-	6	1	23
	Child Molesting (35-42-4-3)		-	-	-	1
	Conspiracy (35-41-5-2)	Burglary (35-43-2-1)	-	1	-	3
		Dealing Cocaine or Narcotic Drug (35-48-4-1)	-	-	1	-
		Dealing Methamphetamine (35-48-4-1.1)	-	2	1	3
		Robbery (35-42-5-1)	-	-	1	1
	Dealing Cocaine or Narcotic Drug (35-48-4-1)		-	8	5	58
	Dealing Methamphetamine (35-48-4-1.1)		6	16	20	64
	Dealing Sched I, II, or III Cntrl Sub (35-48-4-2)		-	-	-	4
	Kidnapping (35-42-3-2)		-	1	-	2
	Robbery (35-42-5-1)		1	2	2	12
	Voluntary Manslaughter (35-42-1-3)		-	2	1	11
	Firearm Enhancement (35-50-2-11)	-	1	-	1	
Level 2 Felony Total			7	39	33	192

Felony Level	Primary Offense	Secondary Offense	Jun-17		This Calendar Year	
			SEX		SEX	
			F	M	F	M
Level 3 Felony	Accident/Failure to Stop-Serious Inj/Death (9-26-1-1.1)		-	2	2	8
	Aggravated Battery (35-42-2-1.5)		-	6	4	45
	Aiding, Inducing or Causing an Offense (35-41-2-4)	Aggravated Battery (35-42-2-1.5)	-	1	-	1
		Neglect of a Dependent/Death (35-46-1-4)	-	-	1	-
		Robbery (35-42-5-1)	-	1	1	6
	Arson (35-43-1-1)		-	-	-	1
	Attempt to Commit a Felony (35-41-5-1)	Aggravated Battery (35-42-2-1.5)	-	1	-	4
		Rape (35-42-4-1)	-	-	-	1
		Robbery (35-42-5-1)	-	3	-	12
	Battery (35-42-2-1)		-	2	1	8
	Burglary (35-43-2-1)		-	2	-	10
	Child Molesting (35-42-4-3)		1	10	1	28
	Conspiracy (35-41-5-2)	Aggravated Battery (35-42-2-1.5)	-	-	-	1
		Criminal Confinement (35-42-3-3)	-	-	1	1
		Dealing Cocaine or Narcotic Drug (35-48-4-1)	-	-	-	1
		Dealing Methamphetamine (35-48-4-1.1)	-	-	-	1
		Robbery (35-42-5-1)	-	5	2	11
	Criminal Confinement (35-42-3-3)		2	7	6	37
	Dealing Cocaine or Narcotic Drug (35-48-4-1)		1	8	7	34
	Dealing Methamphetamine (35-48-4-1.1)		1	2	8	26
	Dealing Sched I, II, or III Cntrl Sub (35-48-4-2)		-	-	5	4
	Dealing Sched IV Cntrl Sub (35-48-4-3)		-	-	-	1
	Human Sexual Trafficking (35-42-3-5.1)		1	-	4	-
	Kidnapping (35-42-3-2)		-	4	-	9
	Neglect of a Dependent/Death (35-46-1-4)		2	2	5	4
	Possession of Cocaine or Narcotic Drug (35-48-4-6)		-	1	1	9
	Possession of Methamphetamine (35-48-4-6.1)		-	4	4	18
	Rape (35-42-4-1)		-	5	1	20
	Resisting Law Enforcement (35-44.1-3-1)		-	-	-	2
	Robbery (35-42-5-1)		1	39	9	183
Level 3 Felony Total			9	105	63	486

Felony Level	Primary Offense	Secondary Offense	Jun-17		This Calendar Year		
			SEX		SEX		
			F	M	F	M	
Level 4 Felony	Accident/Failure to Stop-Serious Inj/Death (9-26-1-8)		-	-	-	1	
	Aiding, Inducing or Causing an Offense (35-41-2-4)	AIDING/ROBBERY WITH ARMED FORCE OR	-	-	2	-	
		Arson (35-43-1-1)	-	-	1	-	
		BURGLARY (35-43-2-1)	-	1	-	4	
		Child Molesting (35-42-4-3)	-	-	-	2	
		Dealing Cocaine or Narcotic Drug (35-48-4-1)	-	1	-	1	
		Dealing Methamphetamine (35-48-4-1.1)	-	-	3	-	
	Arson (35-43-1-1)		-	2	7	11	
	Attempt to Commit a Felony (35-41-5-1)	BURGLARY (35-43-2-1)	-	-	1	4	
		Child Molesting (35-42-4-3)	-	-	-	1	
		Dealing Methamphetamine (35-48-4-1.1)	-	-	1	1	
	BURGLARY (35-43-2-1)		6	49	35	198	
	Battery (35-42-2-1)		-	1	-	1	
	Child Molesting (35-42-4-3)		2	13	2	87	
	Child Solicitation (35-42-4-6)		-	1	-	4	
	Conspiracy (35-41-5-2)	BURGLARY (35-43-2-1)	-	-	1	2	
		Dealing Cocaine or Narcotic Drug (35-48-4-1)	-	-	1	2	
		Dealing Methamphetamine (35-48-4-1.1)	-	-	1	-	
	Dealing Cocaine or Narcotic Drug (35-48-4-1)		6	12	26	63	
	Dealing Methamphetamine (35-48-4-1.1)		6	11	38	68	
	Dealing Sched I, II, or III Cntrl'd Sub (35-48-4-2)		1	-	7	9	
	Dealing Sched IV Controlled Substance (35-48-4-3)		-	-	1	2	
	ESCAPE 35-44.1-3-4		-	-	-	2	
	Felon in Possession of a Firearm (35-47-4-5)		-	23	2	139	
	Operating Vehicle Intoxicated/Death (9-30-5-5)		1	4	2	8	
	POSSESSION OF DANGEROUS DEVICE (35-44.1-3-7)		-	-	-	3	
	Possession of Cocaine or Narcotic Drug (35-48-4-6)		-	3	4	13	
	Possession of Methamphetamine (35-48-4-6.1)		2	4	7	16	
	Promoting Prostitution, under 18 (35-45-4-4)		-	-	-	2	
	Sexual Battery (35-42-4-8)		-	-	-	1	
	Sexual Misconduct with a Minor (35-42-4-9)		1	7	4	42	
	Stalking (35-45-10-5)		-	-	-	2	
	Vicarious Sexual Gratification (35-42-4-5)		-	-	-	2	
	Level 4 Felony Total			25	132	146	691

Felony Level	Primary Offense	Secondary Offense	Jun-17		This Calendar Year	
			SEX		SEX	
			F	M	F	M
Level 5 Felony	ASSISTING A CRIMINAL (35-44.1-2-5)		1	-	1	3
	Accident/Failure to Stop-Serious Inj/Death (9-26-1-8)		-	1	-	3
	Aiding, Inducing or Causing an Offense (35-41-2-4)	BURGLARY (35-43-2-1)	-	-	-	2
		Child Exploitation (35-42-4-4)	-	-	-	1
		DEALING IN METHAMPHETAMINE (35-48-4-1)	-	3	3	8
		Dealing Cocaine or Narcotic Drug (35-48-4-1)	-	-	1	2
		ESCAPE (35-44.1-3-4)	-	-	1	1
		Robbery (35-42-5-1)	-	-	1	6
		TRAFFICKING WITH AN INMATE (35-44.1-3-5)	-	-	-	1
	Altered/Counterfeit Lotto Ticket (4-30-14-3)		-	1	-	1
	Attempt to Commit a Felony (35-41-5-1)	BATTERY (35-42-2-1)	-	1	2	1
		BURGLARY (35-43-2-1)	-	2	-	8
		DEALING IN METHAMPHETAMINE (35-48-4-1)	-	-	1	1
		Dealing Cocaine or Narcotic Drug (35-48-4-1)	-	-	-	1
		ESCAPE (35-44.1-3-4)	-	-	-	2
		Fraud on Financial Institution (35-43-5-8)	-	-	2	-
		Robbery (35-42-5-1)	-	2	2	3
	BATTERY (35-42-2-1)		9	52	37	238
	BURGLARY (35-43-2-1)		3	40	12	225
	Bribery (35-44.1-1-2)		-	1	-	3
	CRIMINAL CONFINEMENT (35-42-3-3)		-	6	-	29
	Check Deception (35-43-5-5)		-	2	-	2
	Child Exploitation (35-42-4-4)		-	1	-	12
	Child Solicitation (35-42-4-6)		-	4	1	13
	Conspiracy (35-41-5-2)	BURGLARY (35-43-2-1)	-	-	-	4
		CRIMINAL CONFINEMENT (35-42-3-3)	-	-	1	-
		DEALING IN METHAMPHETAMINE (35-48-4-1)	-	1	1	2
		Dealing Cocaine or Narcotic Drug (35-48-4-1)	-	-	-	4
		Dealing Marijuana, Hash Oil, or Hashish (35-48-4-1)	-	-	-	1
		Dealing Methamphetamine (35-48-4-1.1)	-	-	-	1
		Fraud on Financial Institution (35-43-5-8)	-	-	-	1
		Intimidation (35-45-2-1)	-	-	1	-
		Promoting Prostitution (35-45-4-4)	-	1	-	1
		Robbery (35-42-5-1)	-	-	-	4
		TRAFFICKING WITH AN INMATE (35-44.1-3-5)	-	-	-	2

Felony Level	Primary Offense	Secondary Offense	Jun-17		This Calendar Year	
			SEX		SEX	
			F	M	F	M
Level 5 Felony	Controlled Substance Registration (35-48-4-14)		-	-	-	1
Cont.	Conversion (35-43-4-3)		-	-	-	1
	Corrupt Business Influence (35-45-6-2)		2	4	5	12
	Criminal Gang Activity (35-45-9-3)		-	-	-	2
	Criminal Recklessness (35-42-2-2)		-	4	1	11
	DEALING IN METHAMPHETAMINE (35-48-4-1.1)		2	17	31	109
	Dangerous Control of a Handgun (35-47-10-6)		-	1	-	2
	Dealing Cocaine or Narcotic Drug (35-48-4-1)		6	25	30	101
	Dealing Marijuana, Hash Oil, or Hashish (35-48-4-10)		-	3	-	5
	Dealing Methamphetamine (35-48-4-1.1)		-	14	15	55
	Dealing Sched I, II, or III Cntrl Sub (35-48-4-2)		2	2	14	9
	Dealing Sched IV Cntrl Sub (35-48-4-3)		-	1	2	4
	Dealing Sched V Controlled Substance (35-48-4-4)		-	-	-	1
	Dealing/Poss. Look-Alike Subs (35-48-4-4.6)		-	1	3	10
	Disarm/Attempt to Disarm an Officer (35-44.1-3-2)		-	2	-	6
	Domestic Battery (35-42-2-1.3)		-	12	3	38
	Driving Suspended/Death (9-24-19-4)		-	-	-	1
	ESCAPE (35-44.1-3-4)		1	6	6	26
	Failure to Register as a Sex Offender (11-8-8-17)		-	7	-	39
	Firearm w/in One Mile of School (35-47-2-1)		-	22	5	150
	Fraud on Financial Institution (35-43-5-8)		1	4	13	18
	Home Improvement Fraud (35-43-6-12)		-	-	-	2
	Insurance Fraud (35-43-5-4.5)		-	1	-	2
	Intimidation (35-45-2-1)		-	14	2	45
	Kidnapping (35-42-3-2)		-	1	-	7
	Neglect of a Dependent/Death (35-46-1-4)		-	-	12	6
	Non-Support of Dependent Child (35-46-1-5)		-	1	1	7
	OP VEH AFT LIFE SUSP (9-30-10-17)		-	23	5	142
		Habitual Offender Controlled Substance (35-50-2-1)	-	-	-	1
	Obliterating Handgun I.D. (35-47-2-18)		-	-	-	6
	Operating Vehicle Intoxicated-Contrld Sub (9-30-5-1)		-	-	-	2
	Operating Vehicle Intoxicated/Death (9-30-5-5)		-	1	1	5
	Operating Vehicle Intoxicated/Injury (9-30-5-4)		-	-	1	1
	POSSESSION OF SYRINGES OR NEEDLES 16-42-19-18		2	4	9	13
	Possession OF Dangerous Device (35-44.1-3-7)		-	2	1	9
	Possession of Cocaine or Narcotic Drug 35-48-4-6		2	12	11	54
	Promoting Prostitution (35-45-4-4)		-	2	-	4
	Reckless Homicide (35-42-1-5)		-	1	-	7
	Resisting Law Enforcement (35-44.1-3-1)		-	4	-	7
	Robbery (35-42-5-1)		1	15	6	75
	Sexual Misconduct with a Minor (35-42-4-9)		-	6	2	35
	Stalking (35-45-10-5)		-	5	-	15
	Synthetic ID Deception (35-43-5-3.8)		-	-	-	1
	TRAFFICKING WITH AN INMATE (35-44.1-3-5)		1	1	10	6
	Theft, Receiving Stolen Property (35-43-4-2)		-	1	2	3
	Unlawful Transfer of Handgun Ownership (35-47-2-7(B))		-	-	-	1
Level 5 Felony Total			33	337	258	1643

Felony Level	Primary Offense	Secondary Offense	Jun-17		This Calendar Year	
			SEX		SEX	
			F	M	F	M
Level 6 Felony	AIDING IN MANUFACTURE OF SCH II CONT SUB (35-48-4-2)		-	-	3	1
	Accident/Failure to Stop-Serious Inj/Death (9-26-1-8)		-	1	-	2
	Aiding, Inducing or Causing an Offense (35-41-2-4)	Maintaining Common Nuisance (35-48-4-13)	-	-	1	-
		RESIDENTIAL ENTRY (35-43-2-1.5)	-	-	-	1
	Assisting a Criminal (35-44.1-2-5)		-	-	2	1
	Attempt to Commit a Felony (35-41-5-1)	Auto Theft, Receiving Stolen Parts (35-43-4-2.5)	-	1	-	2
		FORGERY,COUNTERFEITING,APPLICATION	-	-	-	2
		Insurance Fraud (35-43-5-4.5)	-	1	1	1
		RESIDENTIAL ENTRY (35-43-2-1.5)	-	2	-	2
		Theft, Receiving Stolen Property (35-43-4-2)	-	1	-	2
	Auto Theft, Receiving Stolen Parts (35-43-4-2.5)		2	7	5	64
	BATTERY 35-42-2-1		1	11	8	47
	CHECK DECEPTION (35-43-5-5)		-	-	-	1
	CRIMINAL CONFINEMENT (35-42-3-3)		1	13	2	45
	CRIMINAL RECKLESSNES (35-42-2-2)		1	15	3	45
	Check Fraud (35-43-5-12)		-	-	-	1
	Child Exploitation (35-42-4-4)		-	1	-	7
	Conspiracy (35-41-5-2)	Check Fraud (35-43-5-12)	-	1	-	1
		Dealing Subs. Represent as Cntrl Sub. (35-48-4-4)	-	1	-	1
	Controlled Substance Registration (35-48-4-14)		-	-	1	-
	Conversion (35-43-4-3)		-	-	-	1
	Criminal Confinement (35-42-3-3)		-	5	-	16
	Criminal Gang Activity (35-45-9-3)		-	-	-	2
	DANGER COMM DIS CARRIER INT FAIL TO WARNING (35-45-21-3)		-	-	-	1
	DUMPING CONTROLLED SUBSTANCE WASTE (35-48-4-4.1)		-	-	-	1
	Dealing Counterfeit Substance (35-48-4-5)		-	-	1	1
	Dealing Marijuana, Hash Oil, or Hashish (35-48-4-10)		-	1	2	10
	Dealing Marijuana, Hash Oil, or Hashish (35-48-4-2A-1)		-	-	1	1
	Dealing Sched I, II, or III Cntrl Sub (35-48-4-2(A))		-	-	-	1
	Dealing Sched IV Cntrl Sub (35-48-4-3)		-	-	1	1
	Dealing Subs. Represent as Cntrl Subs. (35-48-4-4.5)		-	1	1	2
	Dealing/Poss. Look-Alike Subs (35-48-4-10.5)		2	-	3	1
	Dealing/Poss. Look-Alike Subs (35-48-4-11.5)		1	-	1	4
	Dissemination of Matter Harmful to Minor (35-49-3-3)		-	-	-	1

Felony Level	Primary Offense	Secondary Offense	Jun-17		This Calendar Year	
			SEX		SEX	
			F	M	F	M
Level 6 Felony	ESCAPE 35-44.1-3-4		5	14	18	85
Cont.	FAIL TO REGR SEX OFF (11-8-8-17)		-	3	-	16
	FAILURE TO APPEAR (35-44.1-2-9)		-	-	1	9
	FORGERY,COUNTERFEITING,APPLICATION FRAUD (35-43-5-2)		7	4	21	30
	Failure to Return to Acc Result Serious Inj (9-26-1-1(2))		-	2	-	6
	HABITUAL VEHICULAR SUBST OFFENDER ENHANCE (9-30-15.5-2)		-	-	1	-
	Home Improvement Fraud (35-43-6-12)		-	-	-	1
	INTIMIDATION (35-45-2-1)		-	11	1	47
	INVASION OF PRIVACY (35-46-1-15.1)		-	1	1	22
	Identity Deception (35-43-5-3.5)		1	-	5	12
	Insurance Fraud (35-43-5-4.5)		1	4	5	13
	Interfering w/ Law Enforcement Animal (35-46-3-11(A))		-	-	-	1
	Kidnapping (35-42-3-2)		-	-	-	1
	Maintaining Common Nuisance (35-48-4-13)		5	7	18	36
	Moving Body from Scene of Death (36-2-14-17)		-	1	-	1
	Neglect of a Dependent/Death (35-46-1-4)		4	4	20	11
	Non-Support of Dependent Child (35-46-1-5)		-	-	1	4
	OPER VEHICLE - INTOX - PREV CONVICTION (9-30-5-3)		-	7	3	28
		Habitual Offender Controlled Substance (35-50-2-1)	-	1	-	2
	Obstruction of Justice (35-44.1-2-2)		1	1	3	11
	Official Misconduct (35-44.1-1-1)		-	-	-	1
	Operating Vehicle Intoxicated-Contrld Sub (9-30-5-1)		-	1	3	3
	Operating Vehicle Intoxicated-Endanger (9-30-5-2)		1	3	9	33
		Habitual Offender Controlled Substance (35-50-2-1)	1	-	1	1
	Operating Vehicle Intoxicated/Injury (9-30-5-4)		-	2	-	4
	Operating Vehicle-Habitual Violation (9-30-10-16)		1	6	4	30
	PERJURY (35-44.1-2-1)		-	1	-	5
	POSS PARAPHERNALIA (35-48-4-8.3)		-	-	-	4
	POSSESS PRECURSORS (35-48-4-14.5)		-	1	-	10
	POSSESSION OF METHAMPHETAMINE (35-48-4-6.1)		-	-	1	-
	POSSESSION OF SYRINGES OR NEEDLES (16-42-19-18)		9	16	32	64
	POSSESSION OR USE OF LEGEND DRUG (16-42-19-13)		1	2	7	8
	PROSTITUTION (35-45-4-2)		-	-	2	-
	Pointing a Firearm (35-47-4-3)		-	2	1	10
	Possession Sched IV Contrld Sub w/in 1,000 ft (35-48-4-7)		-	3	2	4
	Possession of Cocaine or Narcotic Drug (35-48-4-6)		8	10	34	57
	Possession of Marijuana (35-48-4-11)		-	-	-	2
	Possession of Methamphetamine (35-48-4-6.1)		7	16	29	97
	RESIDENTIAL ENTRY (35-43-2-1.5)		1	6	5	23
	RESISTING LAW ENFORC (35-44.1-3-1)		1	16	4	98
	Sex Offender Residency Restrictions (35-42-4-11)		-	-	-	1
	Sex Offender without Identification (11-8-8-15)		-	-	-	1
	Sexual Battery (35-42-4-8)		-	1	-	10
	Sexual Conduct in Presence of a Minor (35-42-4-5c)		-	-	1	-
	Sexual Misconduct with a Minor (35-42-4-9)		-	-	1	-
	Stalking (35-45-10-5)		-	-	-	1
	Strangulation (35-42-2-9)		-	2	1	19
	Synthetic ID Deception (35-43-5-3.8)		-	-	1	-
	Theft, Receiving Stolen Property (35-43-4-2)		7	39	50	176
Level 6 Felony Total			69	249	322	1267

Felony Level	Primary Offense	Secondary Offense	Jun-17		This Calendar Year	
			SEX		SEX	
			F	M	F	M
	FIREARM ENHANCEMENT (35-50-2-13)		-	-	1	4
	Habitual Offender (35-50-2-8)		-	-	-	4
	Habitual Offender Controlled Substance (35-50-2-10)		-	3	1	14
	REPEAT SEXUAL OFFENDER ENHANCEMENT 35-50-2-14		-	-	-	3
Habitual Off Total			-	3	2	25

			Jun-17		This Calendar Year	
			SEX		SEX	
Grand Total			F	M	F	M
			190	1143	1151	6144

Note: Offense data may not be available for all offenders at the time this table was prepared.

Only new commitments and probation violations are reported on this table.

Parole and Community Transition Program violators are excluded on this table.

Source: SAS - all.citations_mso.pgm

Indiana Department of Correction
 Table 12
 Number of New Admissions by Most Serious Offense
 Committed to the Indiana Department of Correction

June 2017

Felony Level	Primary Offense	Secondary Offense	Jun-17		This Calendar Year	
			SEX		SEX	
			F	M	F	M
A Felony	Burglary (35-43-2-1)		-	-	-	2
	Child Molesting (35-42-4-3)		-	3	-	32
	Dealing Cocaine or Narcotic Drug (35-48-4-1)		-	3	4	21
	Dealing Methamphetamine (35-48-4-1.1)		-	3	1	5
	Dealing Sched I, II, or III Cntrl'd Sub (35-48-4-2)		-	1	2	6
	Neglect of a Dependent/Death (35-46-1-4)		-	-	-	1
	Possession of Cocaine or Narcotic Drug (35-48-4-6)		-	-	-	1
	Robbery (35-42-5-1)		-	1	1	8
	Voluntary Manslaughter (35-42-1-3)		-	1	1	3
A Felony Total			-	12	9	79

Felony Level	Primary Offense	Secondary Offense	Jun-17		This Calendar Year	
			SEX		SEX	
			F	M	F	M
B Felony	Accident/Failure to Stop-Serious Inj/Death (9-26-1-8)		-	1	-	1
	Aggravated Battery (35-42-2-1.5)		-	4	-	11
	Arson (35-43-1-1)		1	-	1	4
	Battery (35-42-2-1)		-	1	-	2
	Battery by Bodily Waste (35-42-2-6)		-	-	-	1
	Burglary (35-43-2-1)		3	23	20	129
	Carjacking (35-42-5-2)		-	-	-	2
	Child Molesting (35-42-4-3)		-	2	-	24
	Criminal Confinement (35-42-3-3)		-	-	-	7
	Criminal Deviate Conduct (35-42-4-2)		-	-	-	1
	Dealing Cocaine or Narcotic Drug (35-48-4-1)		3	11	18	75
	Dealing Methamphetamine (35-48-4-1.1)		1	11	11	63
	Dealing Sched I, II, or III Cntrl'd Sub (35-48-4-2)		5	11	22	42
	Dealing Sched IV Cntrl'd Sub (35-48-4-3)		-	1	-	1
	Fail to Stop Accident w/Injury (9-26-1-1)		-	-	-	2
	Felon in Possession of a Firearm (35-47-4-5)		-	3	1	23
	Incest (35-46-1-3)		-	-	1	-
	Neglect of a Dependent (35-46-1-4)		-	-	2	-
	Operating Vehicle Intoxicated/Death (9-30-5-5)		-	-	1	1
	Possession Methamphetamine (35-48-4-6.1)		-	-	1	6
	Possession of Cocaine or Narcotic Drug (35-48-4-6)		-	-	3	2
	Prisoner Poss. Dang Device/Material (35-44-3-9.5)		-	1	-	1
	Rape (35-42-4-1)		-	2	-	7
	Robbery (35-42-5-1)		-	13	2	58
	Sexual Misconduct with a Minor (35-42-4-9)		-	2	-	17
	Stalking (35-45-10-5)		-	1	-	1
	Vicarious Sexual Gratification (35-42-4-5)		-	-	-	1
	Voluntary Manslaughter (35-42-1-3)		-	1	-	1
B Felony Total			13	88	83	483

Felony Level	Primary Offense	Secondary Offense	Jun-17		This Calendar Year		
			SEX		SEX		
			F	M	F	M	
C Felony	Arson (35-43-1-1)		-	-	1	1	
	Assisting a Criminal (35-44-3-2)		-	-	1	3	
	Auto Theft, Receiving Stolen Parts (35-43-4-2.5)		-	-	-	1	
	Battery (35-42-2-1)		-	2	2	28	
	Battery by Bodily Waste (35-42-2-6)		-	-	1	-	
	Burglary (35-43-2-1)		2	7	7	55	
	Carrying Handgun w/o License (35-47-2-23)		-	-	-	3	
	Child Exploitation (35-42-4-4)		-	-	-	3	
	Child Molesting (35-42-4-3)		-	2	1	25	
	Child Seduction (35-42-4-7)		-	-	1	-	
	Child Solicitation (35-42-4-6)		-	1	-	1	
	Controlled Substance Registration (35-48-4-14)		-	-	1	-	
	Corrupt Business Influence (35-45-6-2)		1	1	3	5	
	Criminal Confinement (35-42-3-3)		-	2	-	5	
	Criminal Recklessness (35-42-2-2)		-	-	-	4	
	Dealing Marijuana, Hash Oil, or Hashish (35-48-4-10)		-	-	-	2	
	Dealing Sched IV Controlled Substance (35-48-4-3)		-	-	1	1	
	Dealing/Poss. Look-Alike Subs (35-48-4-6)		-	-	1	1	
	Disarm/Attempt to Disarm an Officer (35-44.1-3-2)		-	-	-	1	
	Escape/Failure to Return (35-44-3-5)		-	-	-	2	
	Failure to Register as a Sex Offender (11-8-8-17)		-	-	-	2	
	Firearm w/in One Mile of School (35-47-2-1)		-	1	-	7	
	Forgery (35-43-5-2)		2	4	25	37	
	Fraud on Financial Institution (35-43-5-8)		-	1	4	3	
	Handgun Violation (35-47-2-7)		-	-	-	1	
	Intimidation (35-45-2-1)		-	2	-	12	
	Neglect of a Dependent (35-46-1-4)		1	-	1	3	
	Non-Support of Dependent Child (35-46-1-5)		-	5	3	29	
	Operating Vehicle w/Lifetime Suspension (9-30-10-17)		1	2	2	20	
	Operating Vehicle-Habitual Violation (9-30-10-16)		-	-	-	1	
	Possession Methamphetamine (35-48-4-6.1)		-	1	2	6	
	Possession of Cocaine or Narcotic Drug (35-48-4-6)		-	1	2	6	
	Possession of Controlled Substance (35-48-4-7)		1	-	1	4	
	Possession of Precursors (35-48-4-14.5)		-	1	1	4	
	Promoting Prostitution (35-45-4-4)		-	-	-	2	
	Reckless Homicide (35-42-1-5)		1	1	1	4	
	Robbery (35-42-5-1)		-	3	3	17	
	Security Fraud (23-19-5-1)		-	1	-	2	
	Sexual Battery (35-42-4-8)		-	-	-	1	
	Sexual Misconduct with a Minor (35-42-4-9)		-	2	1	11	
	Stalking (35-45-10-5)		-	-	-	1	
	Theft, Receiving Stolen Property (35-43-4-2)		-	-	1	1	
	Trafficking with an Inmate (35-44-3-9)		-	-	2	-	
	Welfare Fraud (35-43-5-7)		1	-	3	-	
	C Felony Total			10	40	72	315

Felony Level	Primary Offense	Secondary Offense	Jun-17 This Calendar Year			
			SEX		SEX	
			F	M	F	M
D Felony	Arson (35-43-1-1)		-	-	1	1
	Auto Theft, Receiving Stolen Parts (35-43-4-2.5)		-	-	-	3
	Battery (35-42-2-1)		-	1	1	4
	Battery by Bodily Waste (35-42-2-6)		-	-	-	2
	Check Deception (35-43-5-5)		-	-	-	1
	Check Fraud (35-43-5-12)		-	-	-	1
	Child Solicitation (35-42-4-6)		-	-	-	1
	Controlled Substance Registration (35-48-4-14)		-	-	-	1
	Criminal Confinement (35-42-3-3)		-	-	-	3
	Criminal Mischief (35-43-1-2)		-	-	-	1
	Criminal Recklessness (35-42-2-2)		-	-	-	6
	Cultivation of Marijuana (35-48-4-1)		-	-	-	1
	Dealing Counterfeit Substance (35-48-4-5)		-	-	-	1
	Dealing Marijuana, Hash Oil, or Hashish (35-48-4-10)		-	-	1	2
	Dealing Subs. Represent as Cntrl'd Subs. (35-48-4-4.5)		-	-	-	1
	Dissemination of Matter Harmful to Minor (35-49-3-3)		-	-	-	2
	Domestic Battery (35-42-2-1.3)		-	-	-	9
	Driving While Intoxicated (9-11-2-3)		-	-	-	1
	Driving While Suspended/Oper Veh HTV (9-30-10-16)		1	1	1	10
	Dump Controlled Substance Waste (38-48-4-4.1)		-	-	-	1
	Failure to Register as a Sex Offender (11-8-8-17)		-	-	-	3
	Failure to Return to Lawful Detention (35-44-3-5)		-	-	-	7
	Forgery, Counterfeit (35-43-5-2)		-	-	-	2
	Fraud (35-43-5-4)		-	-	3	4
	Identity Deception (35-43-5-3.5)		-	-	2	1
	Intimidation (35-45-2-1)		-	1	-	5
	Invasion of Privacy (35-46-1-15.1)		-	-	1	-
	Maintaining a Common Nuisance (35-48-4-13)		-	2	2	5
	Neglect of a Dependent (35-46-1-4)		-	1	-	2
	Non-Support of a Child (35-46-1-5)		-	1	2	14
	Operating Vehicle Intox-Prior (9-30-5-3)		-	1	-	16
	Operating Vehicle Intoxicated-Contrld Sub (9-30-5-1)		-	-	1	1
	Operating Vehicle Intoxicated-Endanger (9-30-5-2)		-	1	2	4
	Operating Vehicle Intoxicated-Serious Injury (9-30-5-4)		-	1	-	5
	Pointing a Firearm (35-47-4-3)		-	-	-	1
	Poss. of Marijuana, Hash Oil, or Hashish (35-48-4-11)		-	2	3	4
	Possession - Syringe/Needle (16-42-19-18)		1	-	5	1
	Possession of Cocaine or Narcotic Drug (35-48-4-6)		3	1	5	7
	Possession of Controlled Substance (35-48-4-7)		-	2	1	16
	Possession of Methamphetamine (35-48-4-6.1)		1	-	5	5
	Possession of Precursors (35-48-4-14.5)		1	1	1	3
	Prostitution (35-45-4-2)		-	-	2	-
	Residential Entry (35-43-2-1.5)		-	1	-	4
	Resisting Law Enforcement (35-44-3-3)		-	1	-	5
	Sexual Battery (35-42-4-8)		-	-	-	2
	Sexual Misconduct with a Minor (35-42-4-9)		-	-	-	1
	Strangulation (35-42-2-9)		-	2	-	3
	Synthetic ID Deception (35-43-5-3.8)		-	-	-	1
	Theft, Receiving Stolen Property (35-43-4-2)		3	10	29	64
	UNLAWFUL POSSESSION OF SMOKING INSTRUMENT (16-42-19-17)		-	-	-	1
	Welfare Fraud (35-43-5-7)		-	-	-	2
D Felony Total			10	30	68	241

Felony Level	Primary Offense	Secondary Offense	Jun-17		This Calendar Year	
			SEX		SEX	
			F	M	F	M
Level 1 Felony	Aggravated Battery (35-42-2-1.5)		-	-	-	1
	Aiding, Inducing or Causing an Offense (35-41-2-4)	Burglary (35-43-2-1)	1	-	1	-
		Child Molesting (35-42-4-3)	-	-	1	-
	Attempt to Commit a Felony (35-41-5-1)	Murder (35-42-1-1)	-	2	-	13
		Rape (35-42-4-1)	-	-	-	1
	Burglary (35-43-2-1)		-	-	-	1
	Child Molesting (35-42-4-3)		1	7	3	39
	Conspiracy (35-41-5-2)	Child Molesting (35-42-4-3)	-	-	1	-
		Murder (35-42-1-1)	-	-	-	1
	Neglect of a Dependent/Death (35-46-1-4)		1	2	4	6
Rape (35-42-4-1)		-	-	-	1	
Level 1 Felony Total			3	11	10	63

Felony Level	Primary Offense	Secondary Offense	Jun-17		This Calendar Year	
			SEX		SEX	
			F	M	F	M
Level 2 Felony	Aiding, Inducing or Causing an Offense (35-41-2-4)	Burglary (35-43-2-1)	-	-	-	1
		Dealing Methamphetamine (35-48-4-1.1)	-	-	-	1
		Robbery (35-42-5-1)	-	-	-	1
		Voluntary Manslaughter (35-42-1-3)	-	-	-	1
	Attempt to Commit a Felony (35-41-5-1)	Dealing Methamphetamine (35-48-4-1.1)	-	-	1	-
		Robbery (35-42-5-1)	-	-	-	1
	Battery (35-42-2-1)		-	-	-	1
	Burglary (35-43-2-1)		-	6	1	21
	Child Molesting (35-42-4-3)		-	-	-	1
	Conspiracy (35-41-5-2)	Burglary (35-43-2-1)	-	-	-	1
		Dealing Methamphetamine (35-48-4-1.1)	-	-	1	1
		Robbery (35-42-5-1)	-	-	1	1
	Dealing Cocaine or Narcotic Drug (35-48-4-1)		-	8	5	50
	Dealing Methamphetamine (35-48-4-1.1)		6	13	18	57
	Dealing Sched I, II, or III Cntrld Sub (35-48-4-2)		-	-	-	3
	Kidnapping (35-42-3-2)		-	1	-	2
	Robbery (35-42-5-1)		1	2	2	12
	Voluntary Manslaughter (35-42-1-3)		-	2	1	11
		Firearm Enhancement (35-50-2-11)	-	1	-	1
	Level 2 Felony Total			7	33	30

Felony Level	Primary Offense	Secondary Offense	Jun-17		This Calendar Year		
			SEX		SEX		
			F	M	F	M	
Level 3 Felony	Accident/Failure to Stop-Serious Inj/Death (9-26-1-1.1)		-	2	2	7	
	Aggravated Battery (35-42-2-1.5)		-	6	3	40	
	Aiding, Inducing or Causing an Offense (35-41-2-4)	Aggravated Battery (35-42-2-1.5)	-	1	-	1	
		Neglect of a Dependent/Death (35-46-1-4)	-	-	1	-	
		Robbery (35-42-5-1)	-	-	1	5	
	Attempt to Commit a Felony (35-41-5-1)	Aggravated Battery (35-42-2-1.5)	-	1	-	3	
		Rape (35-42-4-1)	-	-	-	1	
		Robbery (35-42-5-1)	-	2	-	7	
	Battery (35-42-2-1)		-	2	1	8	
	Burglary (35-43-2-1)		-	2	-	10	
	Child Molesting (35-42-4-3)		1	4	1	18	
	Conspiracy (35-41-5-2)	Dealing Methamphetamine (35-48-4-1.1)	-	-	-	1	
		Robbery (35-42-5-1)	-	3	2	8	
	Criminal Confinement (35-42-3-3)		1	5	3	27	
	Dealing Cocaine or Narcotic Drug (35-48-4-1)		1	5	7	26	
	Dealing Methamphetamine (35-48-4-1.1)		1	2	5	23	
	Dealing Sched I, II, or III Cntrld Sub (35-48-4-2)		-	-	5	4	
	Dealing Sched IV Cntrld Sub (35-48-4-3)		-	-	-	1	
	Human Sexual Trafficking (35-42-3-5-1)		-	-	2	-	
	Neglect of a Dependent/Death (35-46-1-4)		1	1	4	3	
	Possession of Cocaine or Narcotic Drug (35-48-4-6)		-	1	1	9	
	Possession of Methamphetamine (35-48-4-6.1)		-	4	3	17	
	Rape (35-42-4-1)		-	4	-	18	
	Resisting Law Enforcement (35-44.1-3-1)		-	-	-	2	
	Robbery (35-42-5-1)		1	29	9	138	
	Level 3 Felony Total			6	74	50	377

Felony Level	Primary Offense	Secondary Offense	Jun-17		This Calendar Year		
			SEX		SEX		
			F	M	F	M	
Level 4 Felony	Accident/Failure to Stop-Serious Inj/Death (9-26-1-8)		-	-	-	1	
	Aiding, Inducing or Causing an Offense (35-41-2-4)	AIDING/ROBBERY WITH ARMED FORCE OR Arson (35-43-1-1)	-	-	1	-	
		BURGLARY (35-43-2-1)	-	1	-	4	
		Dealing Cocaine or Narcotic Drug (35-48-4-1)	-	1	-	1	
		Dealing Methamphetamine (35-48-4-1.1)	-	-	2	-	
	Arson (35-43-1-1)		-	2	7	8	
	Attempt to Commit a Felony (35-41-5-1)	BURGLARY (35-43-2-1)	-	-	1	3	
		Dealing Methamphetamine (35-48-4-1.1)	-	-	1	1	
	BURGLARY (35-43-2-1)		6	39	32	161	
	Battery (35-42-2-1)		-	1	-	1	
	Child Molesting (35-42-4-3)		-	9	-	57	
	Child Solicitation (35-42-4-6)		-	1	-	2	
	Conspiracy (35-41-5-2)	BURGLARY (35-43-2-1)	-	-	-	1	
		Dealing Cocaine or Narcotic Drug (35-48-4-1)	-	-	1	2	
		Dealing Methamphetamine (35-48-4-1.1)	-	-	1	-	
	Dealing Cocaine or Narcotic Drug (35-48-4-1)		4	9	19	47	
	Dealing Methamphetamine (35-48-4-1.1)		6	9	30	56	
	Dealing Sched I, II, or III Cntrl'd Sub (35-48-4-2)		1	-	5	5	
	Dealing Sched IV Controlled Substance (35-48-4-3)		-	-	-	1	
	ESCAPE 35-44.1-3-4		-	-	-	2	
	Felon in Possession of a Firearm (35-47-4-5)		-	16	2	101	
	Operating Vehicle Intoxicated/Death (9-30-5-5)		1	4	2	5	
	POSSESSION OF DANGEROUS DEVICE (35-44.1-3-7)		-	-	-	1	
	Possession of Cocaine or Narcotic Drug (35-48-4-6)		-	3	3	9	
	Possession of Methamphetamine (35-48-4-6.1)		1	4	6	13	
	Promoting Prostitution, under 18 (35-45-4-4)		-	-	-	2	
	Sexual Battery (35-42-4-8)		-	-	-	1	
	Sexual Misconduct with a Minor (35-42-4-9)		-	6	2	23	
	Vicarious Sexual Gratification (35-42-4-5)		-	-	-	1	
	Level 4 Felony Total			19	105	116	509

Felony Level	Primary Offense	Secondary Offense	Jun-17		This Calendar Year	
			SEX		SEX	
			F	M	F	M
Level 5 Felony	ASSISTING A CRIMINAL (35-44.1-2-5)		1	-	1	1
	Accident/Failure to Stop-Serious Inj/Death (9-26-1-8)		-	1	-	3
	Aiding, Inducing or Causing an Offense (35-41-2-4)	BURGLARY (35-43-2-1)	-	-	-	1
		DEALING IN METHAMPHETAMINE (35-48-4-1)	-	1	3	4
		Dealing Cocaine or Narcotic Drug (35-48-4-1)	-	-	1	2
		ESCAPE (35-44.1-3-4)	-	-	1	-
		Robbery (35-42-5-1)	-	-	1	2
		TRAFFICKING WITH AN INMATE (35-44.1-3-5)	-	-	-	1
	Attempt to Commit a Felony (35-41-5-1)	BATTERY (35-42-2-1)	-	1	1	1
		BURGLARY (35-43-2-1)	-	2	-	7
		DEALING IN METHAMPHETAMINE (35-48-4-1)	-	-	1	-
		ESCAPE (35-44.1-3-4)	-	-	-	1
		Robbery (35-42-5-1)	-	2	2	3
	BATTERY (35-42-2-1)		8	39	33	196
	BURGLARY (35-43-2-1)		3	29	11	179
	Bribery (35-44.1-1-2)		-	-	-	1
	CRIMINAL CONFINEMENT (35-42-3-3)		-	6	-	26
	Check Deception (35-43-5-5)		-	1	-	1
	Child Exploitation (35-42-4-4)		-	1	-	7
	Child Solicitation (35-42-4-6)		-	3	1	9
	Conspiracy (35-41-5-2)	BURGLARY (35-43-2-1)	-	-	-	1
		CRIMINAL CONFINEMENT (35-42-3-3)	-	-	1	-
		DEALING IN METHAMPHETAMINE (35-48-4-1)	-	1	-	2
		Dealing Marijuana, Hash Oil, or Hashish (35-48-4-1)	-	-	-	1
		Dealing Methamphetamine (35-48-4-1.1)	-	-	-	1
		Fraud on Financial Institution (35-43-5-8)	-	-	-	1
		Robbery (35-42-5-1)	-	-	-	2
		TRAFFICKING WITH AN INMATE (35-44.1-3-5)	-	-	-	2
	Controlled Substance Registration (35-48-4-14)		-	-	-	1
	Conversion (35-43-4-3)		-	-	-	1
	Corrupt Business Influence (35-45-6-2)		1	1	4	7
	Criminal Recklessness (35-42-2-2)		-	4	1	10
	DEALING IN METHAMPHETAMINE (35-48-4-1.1)		2	16	23	98
	Dangerous Control of a Handgun (35-47-10-6)		-	-	-	1
	Dealing Cocaine or Narcotic Drug (35-48-4-1)		5	20	21	73
	Dealing Marijuana, Hash Oil, or Hashish (35-48-4-10)		-	2	-	4
	Dealing Methamphetamine (35-48-4-1.1)		-	12	13	48
	Dealing Sched I, II, or III Cntrl'd Sub (35-48-4-2)		-	2	7	6

Felony Level	Primary Offense	Secondary Offense	Jun-17		This Calendar Year		
			SEX		SEX		
			F	M	F	M	
Level 5 Felony Cont.	Dealing Sched IV Contrld Sub (35-48-4-3)		-	1	1	2	
	Dealing/Poss. Look-Alike Subs (35-48-4-4.6)		-	1	3	9	
	Disarm/Attempt to Disarm an Officer (35-44.1-3-2)		-	-	-	2	
	Domestic Battery (35-42-2-1.3)		-	12	3	37	
	Driving Suspended/Death (9-24-19-4)		-	-	-	1	
	ESCAPE (35-44.1-3-4)		1	5	6	21	
	Failure to Register as a Sex Offender (11-8-8-17)		-	7	-	36	
	Firearm w/in One Mile of School (35-47-2-1)		-	18	4	128	
	Fraud on Financial Institution (35-43-5-8)		1	4	9	16	
	Home Improvement Fraud (35-43-6-12)		-	-	-	2	
	Insurance Fraud (35-43-5-4.5)		-	-	-	1	
	Intimidation (35-45-2-1)		-	8	1	30	
	Kidnapping (35-42-3-2)		-	1	-	5	
	Neglect of a Dependent/Death (35-46-1-4)		-	-	8	4	
	Non-Support of Dependent Child (35-46-1-5)		-	1	1	6	
	OP VEH AFT LIFE SUSP (9-30-10-17)		-	22	3	125	
		Habitual Offender Controlled Substance (35-50-2-1)		-	-	-	1
		Obliterating Handgun I.D. (35-47-2-18)		-	-	-	4
		Operating Vehicle Intoxicated-Contrld Sub (9-30-5-1)		-	-	-	2
		Operating Vehicle Intoxicated/Death (9-30-5-5)		-	-	1	4
		Operating Vehicle Intoxicated/Injury (9-30-5-4)		-	-	1	1
		POSSESSION OF SYRINGES OR NEEDLES 16-42-19-18		2	4	8	12
		Possession OF Dangerous Device (35-44.1-3-7)		-	2	1	7
		Possession of Cocaine or Narcotic Drug 35-48-4-6		2	10	10	36
		Promoting Prostitution (35-45-4-4)		-	1	-	3
		Reckless Homicide (35-42-1-5)		-	1	-	7
		Resisting Law Enforcement (35-44.1-3-1)		-	2	-	3
		Robbery (35-42-5-1)		1	12	5	63
		Sexual Misconduct with a Minor (35-42-4-9)		-	5	2	22
		Stalking (35-45-10-5)		-	4	-	11
		TRAFFICKING WITH AN INMATE (35-44.1-3-5)		1	1	7	5
		Theft, Receiving Stolen Property (35-43-4-2)		-	1	1	3
		Unlawful Transfer of Handgun Ownership (35-47-2-7(B))		-	-	-	1
Level 5 Felony Total			28	267	201	1314	

Felony Level	Primary Offense	Secondary Offense	Jun-17		This Calendar Year	
			SEX		SEX	
			F	M	F	M
Level 6 Felony	AIDING IN MANUFACTURE OF SCH II CONT SUB (35-48-4-2)		-	-	1	-
	Aiding, Inducing or Causing an Offense (35-41-2-4)	Maintaining Common Nuisance (35-48-4-13)	-	-	1	-
	Attempt to Commit a Felony (35-41-5-1)	FORGERY,COUNTERFEITING,APPLICATION	-	-	-	1
	Auto Theft, Receiving Stolen Parts (35-43-4-2.5)		1	-	2	17
	BATTERY 35-42-2-1		-	4	2	18
	CRIMINAL CONFINEMENT (35-42-3-3)		-	2	-	11
	CRIMINAL RECKLESSNES (35-42-2-2)		-	3	-	14
	Conspiracy (35-41-5-2)	Check Fraud (35-43-5-12)	-	1	-	1
	Criminal Confinement (35-42-3-3)		-	-	-	3
	Dealing Marijuana, Hash Oil, or Hashish (35-48-4-10)		-	-	-	1
	Dealing/Poss. Look-Alike Subs (35-48-4-11.5)		-	-	-	3
	ESCAPE 35-44.1-3-4		1	5	7	16
	FAIL TO REGR SEX OFF (11-8-8-17)		-	-	-	4
	FAILURE TO APPEAR (35-44.1-2-9)		-	-	-	1
	FORGERY,COUNTERFEITING,APPLICATION FRAUD (35-43-5-2)		2	-	4	10
	Failure to Return to Acc Result Serious Inj (9-26-1-1(2))		-	-	-	1
	Home Improvement Fraud (35-43-6-12)		-	-	-	1
	INTIMIDATION (35-45-2-1)		-	2	-	14
	INVASION OF PRIVACY (35-46-1-15.1)		-	-	-	5
	Identity Deception (35-43-5-3.5)		1	-	1	4
	Insurance Fraud (35-43-5-4.5)		1	1	2	5
	Maintaining Common Nuisance (35-48-4-13)		4	-	7	8
	Neglect of a Dependent/Death (35-46-1-4)		1	-	6	1
	Non-Support of Dependent Child (35-46-1-5)		-	-	-	1
	OPER VEHICLE - INTOX - PREV CONVICTION (9-30-5-3)		-	2	1	13
		Habitual Offender Controlled Substance (35-50-2-1)	-	1	-	2
	Obstruction of Justice (35-44.1-2-2)		-	-	2	3
	Operating Vehicle Intoxicated-Contrld Sub (9-30-5-1)		-	1	2	2
	Operating Vehicle Intoxicated-Endanger (9-30-5-2)		1	2	4	18
		Habitual Offender Controlled Substance (35-50-2-1)	1	-	1	1
	Operating Vehicle-Habitual Violation (9-30-10-16)		-	4	-	12
	PERJURY (35-44.1-2-1)		-	1	-	3
	POSS PARAPHERNALIA (35-48-4-8.3)		-	-	-	1
	POSSESS PRECURSORS (35-48-4-14.5)		-	-	-	2
	POSSESSION OF METHAMPHETAMINE (35-48-4-6.1)		-	-	1	-
	POSSESSION OF SYRINGES OR NEEDLES (16-42-19-18)		1	2	4	13
	POSSESSION OR USE OF LEGEND DRUG (16-42-19-13)		-	2	-	3
	PROSTITUTION (35-45-4-2)		-	-	1	-
	Pointing a Firearm (35-47-4-3)		-	1	-	1
	Possession Sched IV Contrld Sub w/in 1,000 ft (35-48-4-7)		-	1	-	1
	Possession of Cocaine or Narcotic Drug (35-48-4-6)		6	4	15	25
	Possession of Methamphetamine (35-48-4-6.1)		2	3	12	28
	RESIDENTIAL ENTRY (35-43-2-1.5)		1	1	1	10
	RESISTING LAW ENFORC (35-44.1-3-1)		-	1	-	15
	Sexual Battery (35-42-4-8)		-	-	-	1
	Stalking (35-45-10-5)		-	-	-	1
	Strangulation (35-42-2-9)		-	-	1	7
Synthetic ID Deception (35-43-5-3.8)		-	-	1	-	
Theft, Receiving Stolen Property (35-43-4-2)		2	14	26	63	
Level 6 Felony Total			25	58	105	365

Felony Level	Primary Offense	Secondary Offense	Jun-17		This Calendar Year	
			SEX		SEX	
			F	M	F	M
Habitual Off	Habitual Offender Controlled Substance (35-50-2-10)		-	1	-	2
Habitual Off Total			-	1	-	2

Felony Level	Primary Offense	Secondary Offense	Jun-17		This Calendar Year	
			SEX		SEX	
			F	M	F	M
Murder (35-42-1-1)	Murder (35-42-1-1)		-	7	4	42
		Firearm Enhancement (35-50-2-11)	-	1	-	1
Murder Total			-	8	4	43

Grand Total	Jun-17		This Calendar Year	
	42614		SEX	
	F	M	F	M
Grand Total	121	727	748	3958

Note: Offense data may not be available for all offenders at the time this table was prepared.
Only new commitments and probation violations are reported on this table.
Parole and Community Transition Program violators are excluded on this table.
Source: SAS - all.citations_mso.pgm
(16-7)

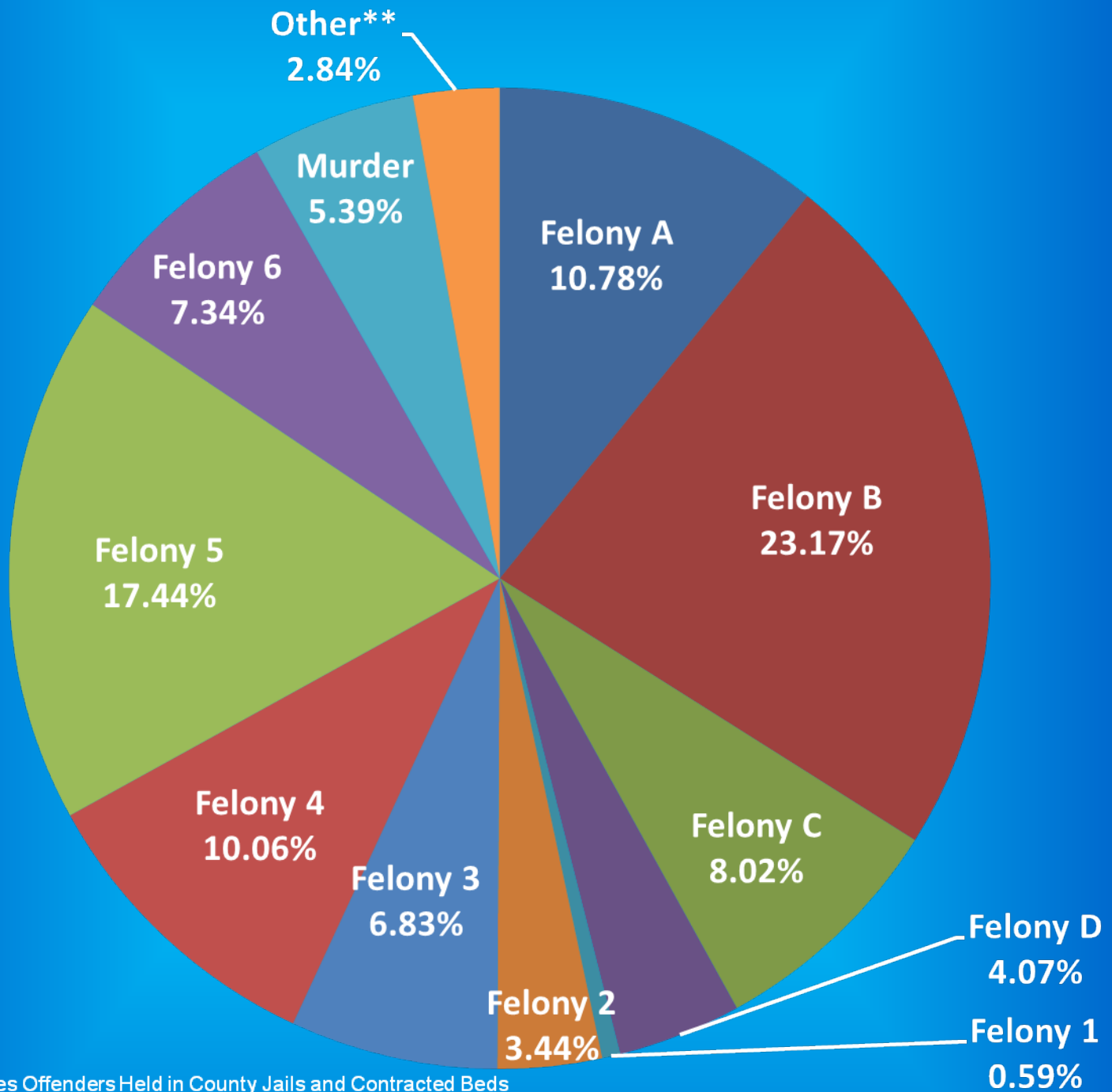
Indiana Department of Correction

Graph A

Female Population by Most Serious Offense Felony Level*

July 01, 2017

N = 2,285



* Includes Offenders Held in County Jails and Contracted Beds

** Other includes Safekeepers, Predispositions, Habitual Offenders, Misdemeanants, and Unknowns

Indiana Department of Correction

Graph B

Average Daily Adult Female Offender Populations Calendar Year 2017



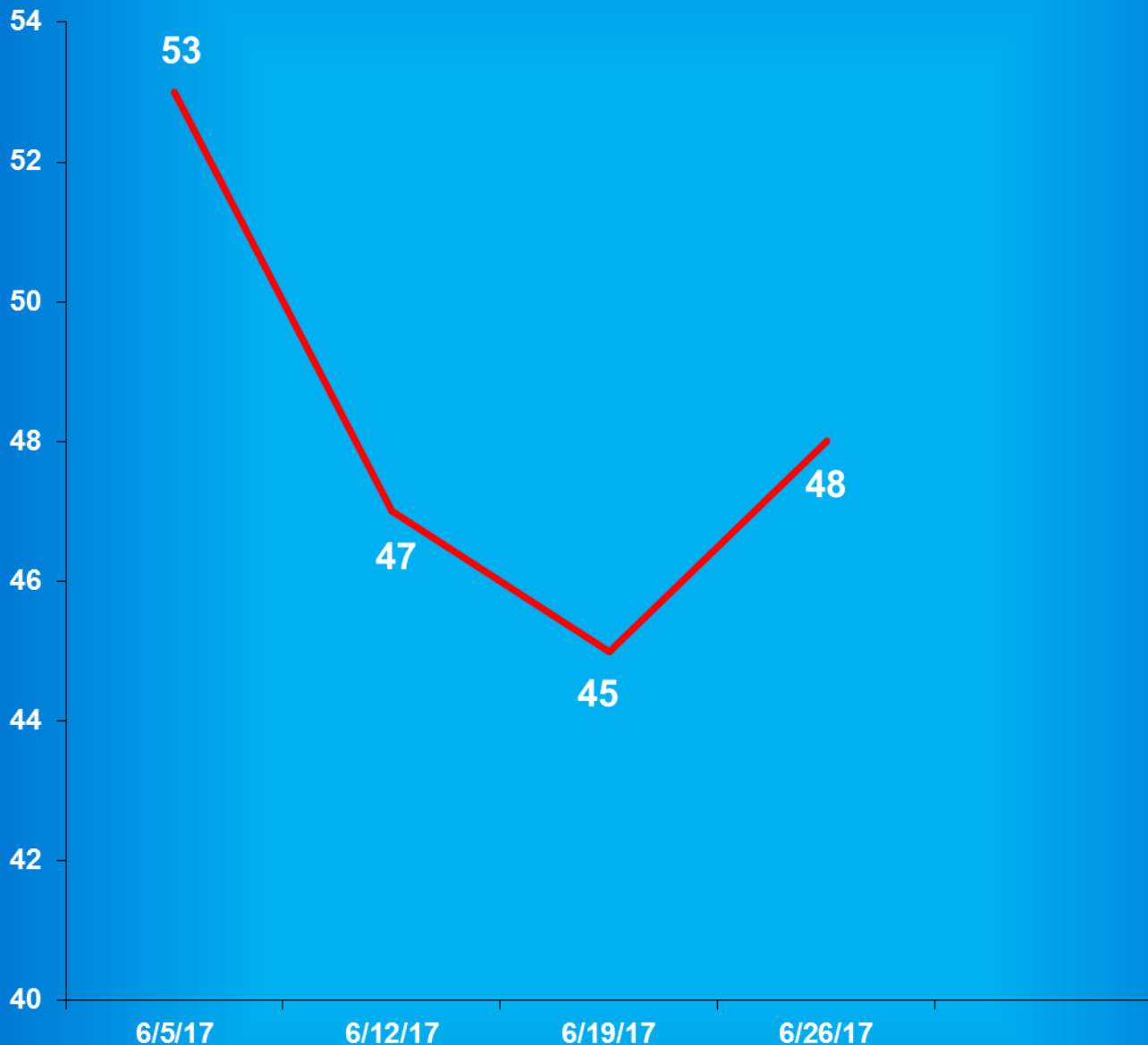
— Includes County Jail/Contract Beds — Excludes County Jail/Contract Beds

Indiana Department of Correction

Graph C

Adult Females Held in County Jails

June 2017



- Offenders held in county jails are newly sentenced offenders with completed court documents who are awaiting transfer to a DOC facility.

- Jail counts are a dynamic number that are affected by a variety of factors, including; sentencing trends, available DOC beds, and intake process completion.

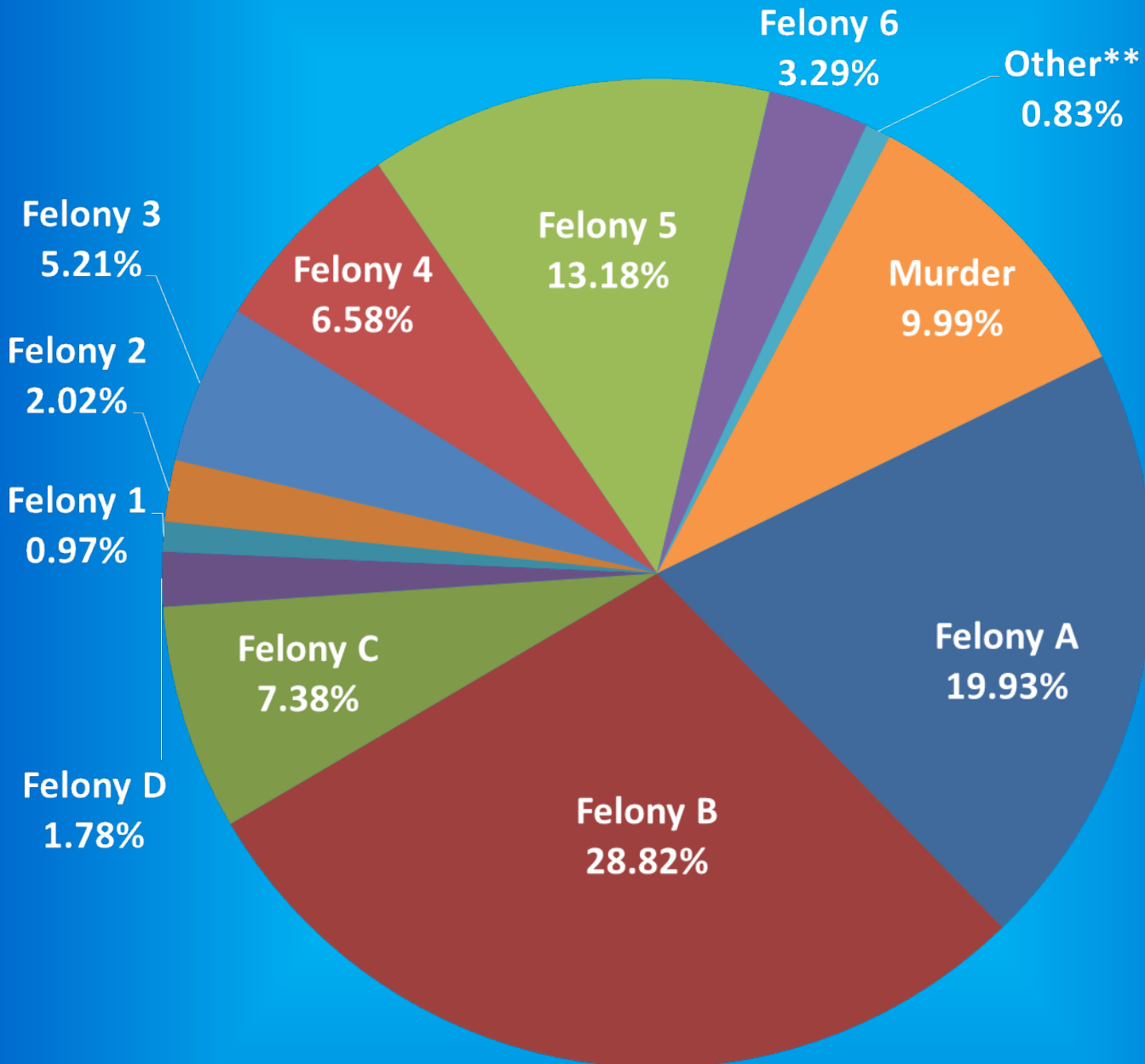
Indiana Department of Correction

Graph D

Male Population by Most Serious Offense Felony Level*

July 01, 2017

N = 23,448



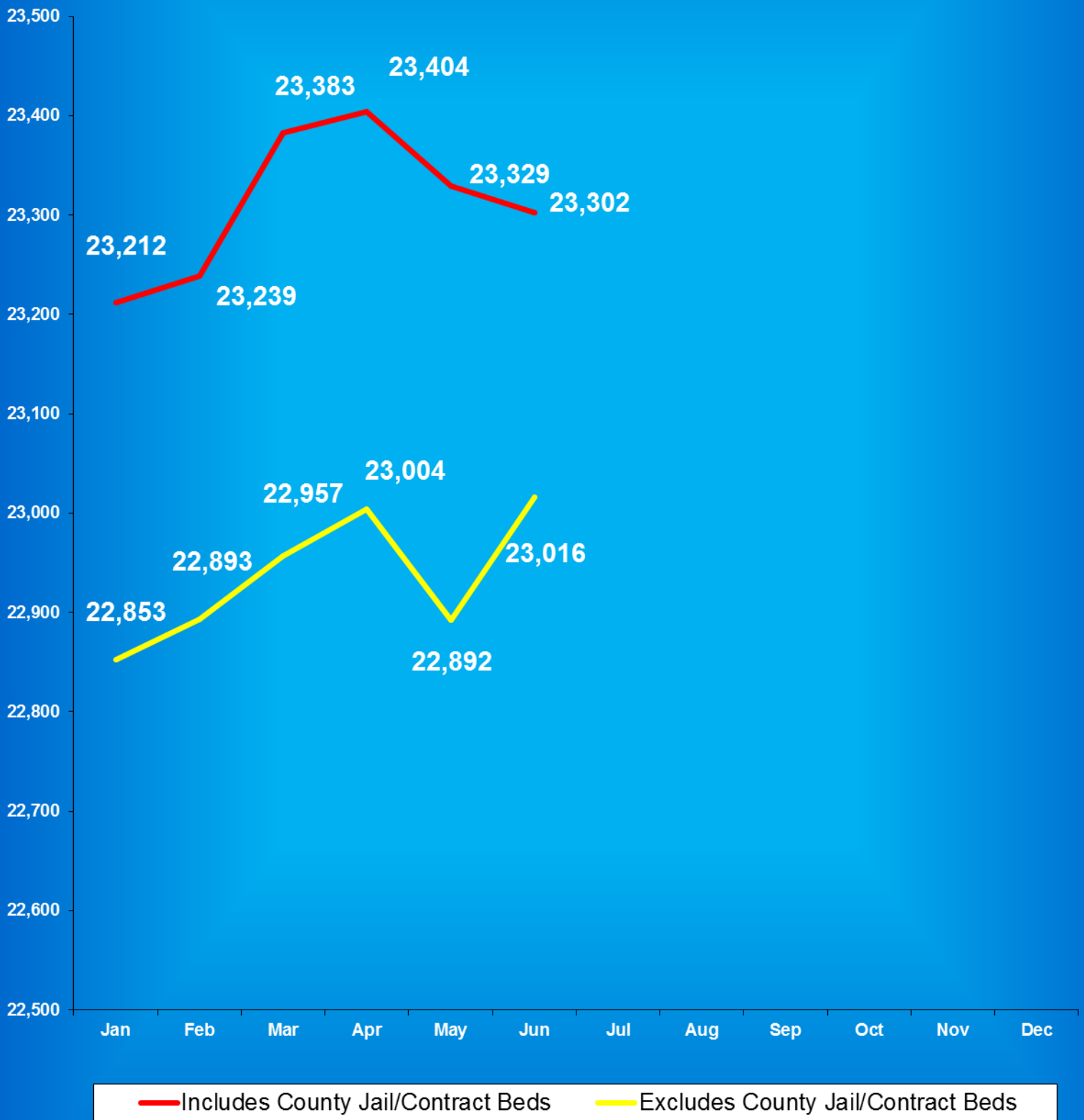
• Includes Offenders Held in County Jails and Contracted Beds

** Other includes Safekeepers, Predispositions, Habitual Offenders, Misdemeanants, and Unknowns

Indiana Department of Correction

Graph E

Average Daily Adult Male Offender Populations Calendar Year 2017

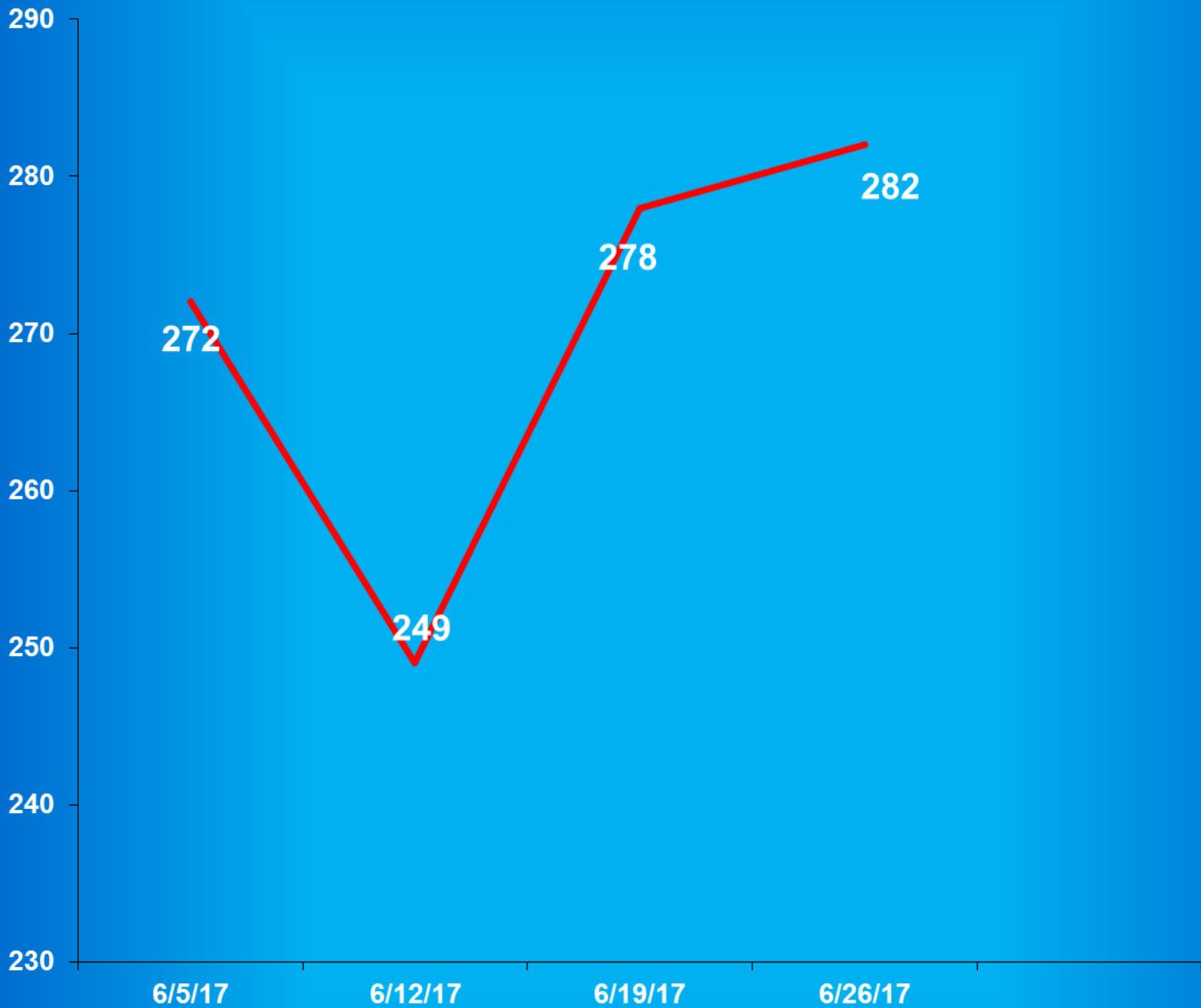


Indiana Department of Correction

Graph F

Adult Males Held in County Jails

June 2017



- Offenders held in county jails are newly sentenced offenders with completed court documents who are awaiting transfer to a DOC facility.

- Jail counts are a dynamic number that are affected by a variety of factors, including; sentencing trends, available DOC beds, and intake process completion.



Juvenile Offender Statistics



Indiana Department Of Correction
Table 13
Monthly Facility Admissions and Releases

Juvenile Offenders
June 2017

Admissions of All Juvenile Males

New Commitment	Re-Commitment	Parolee Return	Return From Escape	Diagnostics/Walk-Thrus
35	13	2	0	7

Releases of All Juvenile Males

Discharge	Parole	Escape	Diagnostics/Walk-Thrus
21	5	0	8

Admissions of All Juvenile Females

New Commitment	Re-Commitment	Parolee Return	Return From Escape	Diagnostics/Walk-Thrus
5	2	1	0	0

Releases of All Juvenile Females

Discharge	Parole	Escape	Diagnostics/Walk-Thrus
3	2	0	1

Sources:
SAS - mnthadm4_pgm_tbl13.pgm
SAS - mnthext4_pgm_tbl13.pgm

Indiana Department of Correction

Table 14

New Admissions by County of Commitment - Juveniles

June 2017

County	Admission Type			County	Admission Type		
	New Commits	Re Commits	Total		New Commits	Re Commits	Total
Adams	0	0	0	Madison	0	0	0
Allen	5	0	5	Marion	6	5	11
Bartholomew	0	0	0	Marshall	0	0	0
Benton	0	0	0	Martin	0	0	0
Blackford	0	0	0	Miami	0	0	0
Boone	1	0	1	Monroe	0	0	0
Brown	0	0	0	Montgomery	0	0	0
Carroll	0	0	0	Morgan	1	0	1
Cass	0	1	1	Newton	0	0	0
Clark	0	0	0	Noble	0	0	0
Clay	0	0	0	Ohio	0	0	0
Clinton	0	2	2	Orange	1	0	1
Crawford	1	0	1	Owen	0	0	0
Daviess	0	0	0	Parke	0	0	0
Dearborn	0	0	0	Perry	0	0	0
Decatur	1	0	1	Pike	0	0	0
DeKalb	0	0	0	Porter	0	0	0
Delaware	1	0	1	Posey	0	0	0
Dubois	0	0	0	Pulaski	0	0	0
Elkhart	4	0	4	Putnam	0	1	1
Fayette	0	0	0	Randolph	0	0	0
Floyd	1	1	2	Ripley	0	1	1
Fountain	0	0	0	Rush	0	0	0
Franklin	0	0	0	St. Joseph	4	0	4
Fulton	0	0	0	Scott	0	0	0
Gibson	2	0	2	Shelby	2	0	2
Grant	1	0	1	Spencer	0	0	0
Greene	0	0	0	Starke	0	0	0
Hamilton	1	0	1	Steuben	0	0	0
Hancock	0	0	0	Sullivan	0	0	0
Harrison	0	0	0	Switzerland	0	0	0
Hendricks	0	0	0	Tippecanoe	0	1	1
Henry	0	0	0	Tipton	0	0	0
Howard	1	0	1	Union	0	0	0
Huntington	0	0	0	Vanderburgh	1	1	2
Jackson	0	0	0	Vermillion	0	1	1
Jasper	0	0	0	Vigo	0	0	0
Jay	0	0	0	Wabash	0	0	0
Jefferson	0	0	0	Warren	0	0	0
Jennings	0	0	0	Warrick	0	0	0
Johnson	0	0	0	Washington	0	0	0
Knox	0	0	0	Wayne	1	0	1
Kosciusko	1	0	1	Wells	0	0	0
LaGrange	0	0	0	White	0	0	0
Lake	3	0	3	Whitley	0	0	0
LaPorte	1	0	1	Unknown	0	0	0
Lawrence	0	1	1	Totals	40	15	55

This data is based on most serious offense and excludes parole violations.

Source: Mnthadm4_pgm_tbl14.pgm

Indiana Department of Correction

Table 15

Monthly Releases by County of Commitment - Juveniles

June 2017

County	Release Type			County	Release Type		
	Discharge	Parole	Total		Discharge	Parole	Total
Adams	0	0	0	Madison	0	0	0
Allen	2	0	2	Marion	5	0	5
Bartholomew	0	0	0	Marshall	0	1	1
Benton	0	0	0	Martin	0	0	0
Blackford	0	0	0	Miami	0	0	0
Boone	0	0	0	Monroe	0	0	0
Brown	0	0	0	Montgomery	0	0	0
Carroll	0	0	0	Morgan	0	0	0
Cass	1	0	1	Newton	0	0	0
Clark	1	0	1	Noble	1	0	1
Clay	0	0	0	Ohio	0	0	0
Clinton	0	0	0	Orange	0	0	0
Crawford	0	0	0	Owen	0	0	0
Daviess	0	0	0	Parke	0	0	0
Dearborn	0	0	0	Perry	0	0	0
Decatur	0	0	0	Pike	0	0	0
DeKalb	0	0	0	Porter	0	0	0
Delaware	0	0	0	Posey	0	0	0
Dubois	0	0	0	Pulaski	0	0	0
Elkhart	0	0	0	Putnam	0	0	0
Fayette	0	0	0	Randolph	0	0	0
Floyd	1	0	1	Ripley	2	0	2
Fountain	0	0	0	Rush	0	0	0
Franklin	0	0	0	St. Joseph	1	0	1
Fulton	0	0	0	Scott	0	0	0
Gibson	0	0	0	Shelby	0	0	0
Grant	0	0	0	Spencer	0	0	0
Greene	1	0	1	Starke	0	0	0
Hamilton	0	0	0	Steuben	0	1	1
Hancock	0	0	0	Sullivan	0	0	0
Harrison	0	0	0	Switzerland	0	0	0
Hendricks	1	0	1	Tippecanoe	1	1	2
Henry	0	0	0	Tipton	0	0	0
Howard	0	0	0	Union	0	0	0
Huntington	0	1	1	Vanderburgh	0	2	2
Jackson	0	0	0	Vermillion	0	0	0
Jasper	0	0	0	Vigo	0	0	0
Jay	0	0	0	Wabash	0	0	0
Jefferson	0	0	0	Warren	0	0	0
Jennings	0	0	0	Warrick	0	0	0
Johnson	0	0	0	Washington	0	0	0
Knox	0	0	0	Wayne	0	0	0
Kosciusko	1	1	2	Wells	1	0	1
LaGrange	0	0	0	White	0	0	0
Lake	3	0	3	Whitley	0	0	0
LaPorte	0	0	0	Unknown	0	0	0
Lawrence	2	0	2	Totals	24	7	31

Some discharges may be releases to County Probation - data is unable to be separated.

Diagnostics and Escapes are excluded.

Source: Mnthext4_pgm_tbl15.pgm

Indiana Department of Correction
Table 16
Total Number of Committing Offenses for Juveniles
Committed to the Indiana Department of Correction

June 2017

OFFENSE (Citation Code)	THE NUMBER OF OFFENSES			
	This Month		This Calendar Year	
	Female	Male	Female	Male
LEVEL I				
Aggravated Battery (35-42-2-1.5)	0	0	0	1
Arson (35-43-1-1)	0	0	0	0
Battery (35-42-2-1)	1	5	7	22
Battery by Bodily Waste (35-42-2-6)	0	0	0	2
Burglary (35-43-2-1)	0	3	2	27
Carjacking (35-42-5-2)	0	0	0	0
Carrying Handgun w/o License (35-47-2-1)	0	0	0	7
Changing, Altering, Removing, Obliterating ID of Handgun (35-47-2-18)	0	1	0	1
Child Exploitation (35-42-4-4)	0	0	0	1
Child in Possession of Handgun (35-47-10-5)	1	4	2	11
Child Molesting (35-42-4-3)	0	0	0	12
Child Seduction (35-42-4-7)	0	0	0	0
Child Selling (35-46-1-4)	0	0	0	0
Child Solicitation (35-42-4-6)	0	0	0	0
Consumer Product Tampering (35-45-8-3)	0	0	0	0
Criminal Confinement (35-42-3-3)	0	0	3	6
Criminal Gang Intimidation (35-45-9-4)	0	0	0	0
Criminal Gang Recruitment	0	0	0	0
Criminal Deviate Conduct (35-42-4-2)	0	0	0	0
Criminal Recklessness (35-42-2-2)	0	0	0	5
Danger Possession Firearm	0	1	0	8
Dealing in a Sawed-Off Shotgun (35-47-5-4.1)	0	0	0	0
Distribution of a Destructive Device (IC 35-47.5-5-5)	0	0	0	0
Domestic Battery (35-42-2-1.3)	0	0	0	0
Driving While Intoxicated Resulting in Death (9-30-5-5)	0	0	1	0
False, Altering Handgun License (35-47-2-22)	0	0	0	1
False Application for Handgun (35-47-2-8)	0	0	0	0
Feticide (35-42-1-6)	0	0	0	0
Handgun, False ID (35-47-2-17)	0	0	0	0
Incest (35-46-1-3)	0	0	0	0
Interference with Custody (35-42-3-4)	0	0	0	0
Intimidation (35-45-2-1)	0	0	0	0
Involuntary Manslaughter (35-42-1-4)	0	0	0	0
Kidnapping (35-42-3-2)	0	0	0	0
Murder (35-42-1-1)	0	0	0	0
Neglect of a Dependent (35-46-1-4)	0	0	0	0
Operation of a Machine Gun/Hurling a Bomb (35-47-5-9)	0	0	0	0
Overpass Mischief (35-42-2-5)	0	0	0	0
Pointing a Firearm (35-47-4-3)	0	1	0	4
Possession of Firearm on School Property (35-47-9-2)	0	0	0	1
Possession of a Machine Gun or Bomb (35-47-5-9)	0	0	0	0
Rape (35-42-4-1)	0	0	0	2
Reckless Homicide (35-42-1-5)	0	0	0	0
Resisting Law Enforcement (35-44-3-3)	0	0	0	0
Robbery (35-42-5-1)	0	13	1	46

LEVEL I (Cont.)

	THE NUMBER OF OFFENSES			
	This Month		This Calendar Year	
	Female	Male	Female	Male
Sell, Manufacture, Possess, Purchase Explosive (35-47-5-1)	0	0	0	0
Sell, Transfer, HIV Blood (35-42-1-7)	0	0	0	0
Selling, Transferring, Giving Handgun to Under 18 (35-47-2-7)	0	0	0	0
Sexual Battery (35-42-4-8)	0	0	1	6
Sexual Misconduct (35-44-1-5)	0	0	0	0
Sexual Misconduct with a Minor (35-42-4-9)	0	0	0	0
Stalking (35-45-10-5)	0	0	0	0
Strangulation (35-42-2-9)	1	0	1	3
Unlawful Delivery of Confiscated Firearm (35-47-3-4)	0	0	0	0
Unlawful Use of Body Armor (35-47-5-13)	0	0	0	0
Unlawful Use of Stun Gun (35-47-8-5)	0	0	0	0
Vicarious Sexual Gratification (35-42-4-5)	0	0	0	0
Voluntary Manslaughter (35-42-1-3)	0	0	0	1
Sub-Total	3	28	18	167

LEVEL II

Assisting a Criminal (35-44-3-2)	0	0	0	0
Chinese Throwing Star (35-47-5-12)	0	0	0	0
Criminal Gang Activity (35-45-9-3)	0	1	0	2
Criminal Recklessness (35-42-2-2)	0	0	0	1
Dealing Anabolic Steroid (16-42-19-27)	0	0	0	0
Dealing in a Schedule I, II, or III Controlled Substance (35-48-4-2)	0	0	0	2
Dealing in a Schedule IV Controlled Substance (35-48-4-3)	0	0	0	1
Dealing in a Schedule V Controlled Substance (35-48-4-4)	0	0	0	0
Dealing in a Substance Represented to be a Controlled Substance (35-48-4-4.5)	0	0	0	0
Dealing in Cocaine or Narcotic Drug (35-48-4-1)	0	0	0	1
Dealing in Marijuana, Hash Oil, or Hashish (35-48-4-10)	0	0	0	1
Dealing Methamphetamine (35-48-4-1.1)	0	1	0	3
Delivery of Weapon to Intoxicated Person (35-47-4-1)	0	0	0	0
Disarming Law Enforcement Officer (35-44.1-3-2)	1	0	1	
Escape/Failure to Return to Lawful Detention (35-44-3-5)	0	2	2	11
Interference with Custody (35-42-3-4)	0	0	0	0
Intimidation (35-45-2-1)	0	6	1	19
Knife with Automatic Blade (35-47-5-2)	0	0	0	0
Loan Sharking (35-45-7-2)	0	0	0	0
Maintaining a Common Nuisance (35-48-4-13)	0	1	0	2
Manufacture, Distribution, Possession of a Substance Represented to be a Controlled Substance (35-48-4-4.6)	0	0	0	0
Neglect of a Dependent (35-46-1-4)	0	0	0	0
Possession of a Controlled Substance (35-48-4-7)	0	0	0	3
Possession of a Knife on School Property (35-47-5-2.5)	0	0	0	1
Poss precursors w/intent to manufacture etc. (35-48-4-14.5)	0	0	0	0
Promoting Prostitution (35-45-4-4)	0	0	0	0
Purchase, Possession or Sale of Stun Gun (35-47-8-5)	0	0	0	0
Resisting Law Enforcement (35-44-3-3)	0	2	0	11
Rioting with a Deadly Weapon (35-45-1-2)	0	0	0	0
Sale, Possession, Use of Legend Drug (16-42-19-27)	0	0	0	0
Sexual Misconduct with a Minor (35-42-4-9)	0	0	0	0
Stalking (35-45-10-5)	0	0	0	0
Trafficking with an Inmate (35-44-3-9)	0	0	0	1
Use of Stun Gun in Commission of a Crime (35-47-8-5)	0	0	0	0
Sub-Total	1	13	4	59

THE NUMBER OF OFFENSES

LEVEL III	This Month		This Calendar Year	
	Female	Male	Female	Male
Accident/Failure to Stop (9-26-1-8)	0	0	0	0
Accident, Property Damage with Injury (9-26-1-8)	0	1	0	1
Altering or Damaging Computer (35-43-1-4)	0	0	0	0
Auto Theft, Receiving Stolen Parts (35-43-4-2.5)	0	4	2	23
Battery (35-42-2-1)	3	7	10	52
Battery by Bodily Waste (35-42-2-6)	0	0	0	1
Bestiality	0	0	0	0
Bribery (35-44-1-1)	0	0	0	0
Burglary (35-43-2-1)	0	0	0	0
Check Deception (35-43-5-5)	0	0	0	0
Check Fraud (35-43-5-12)	0	0	0	0
Child Exploitation (35-42-4-4)	0	0	0	0
Controlled Substance Registration (35-48-4-14)	0	0	0	0
Conversion (35-43-4-3)	0	0	0	10
Criminal Mischief (35-43-1-2)	0	11	1	49
Criminal Recklessness (35-42-2-2)	0	1	1	2
Criminal Trespass (35-43-2-2)	0	2	0	14
Dealing in Altered Property (35-43-4-2.3)	0	0	0	0
Dealing in Marijuana, Hash Oil, or Hashish (35-48-4-10)	0	2	0	4
Dealing in Paraphernalia (35-48-4-8.5)	0	0	0	0
Dealing in a Schedule IV Controlled Substance (35-48-4-3)	0	0	0	0
Distribution of Material Harmful to Minor (35-49-3-3)	0	0	0	0
Escape/Failure to Return to Lawful Detention (35-44-3-5)	3	4	5	27
Failure to Appear (35-44-3-6)	0	0	0	0
False Reporting (35-44-2-2)	0	0	0	0
Forgery (35-43-5-2)	0	0	0	0
Fraud (35-43-5-4)	0	0	0	1
Fraud on Financial Institution (35-45-5-8)	0	0	0	0
Home Improvement Fraud (35-43-6-13)	0	0	0	0
Identity Deception (35-43-5-3.5)	0	0	0	0
Interference with Custody (35-42-3-4)	0	0	0	0
Interference with Reporting Crime (35-42-2-5)	0	0	0	0
Invasion of Privacy (35-46-1-15.1)	0	0	1	0
Kill Domestic Animal	0	0	0	0
Manufacture of Paraphernalia (35-48-4-8.1)	0	0	0	0
Nonsupport of Child (35-46-1-5)	0	0	0	0
Nonsupport of Spouse (35-46-1-6)	0	0	0	0
Obscene Performance (35-49-3-1)	0	0	0	0
Obstructing Fireman (35-44-3-8)	0	0	0	0
Obstructing Traffic (35-42-2-4)	0	0	0	0
Obstruction of Justice (35-44-3-4)	0	1	0	4
Operating Vehicle After Lifetime Forfeiture (9-30-10-17)	0	0	0	0
Operating Vehicle While Intoxicated (9-30-5-4)	0	0	0	0
Operating Vehicle While Intoxicated with Prior (9-30-5-3)	0	0	0	0

LEVEL III (Cont.)

THE NUMBER OF OFFENSES

	This Month		This Calendar Year	
	Female	Male	Female	Male
Patronizing a Prostitute (35-45-4-3)	0	0	0	0
Perjury (35-44-2-1)	0	0	0	0
Possession of Cocaine or Narcotic Drug (35-48-4-6)	0	0	0	1
Possession of a Controlled Substance (35-48-4-7)	0	1	0	2
Possession/Use of Legend Drug (16-42-19-13)	0	0	1	1
Possession of Marijuana, Hash Oil, or Hashish (35-48-4-11)	0	0	0	0
Possession of Methamphetamines (35-48-4-6.1)	0	1	0	1
Possession of Paraphernalia (35-48-4-8.3)	0	0	0	0
Possession of a Syringe (16-42-19-18)	0	1	0	1
Professional Gambling (35-45-5-3)	0	0	0	0
Profiting from Adoption (35-46-1-9)	0	0	0	0
Promoting Professional Gambling (35-45-5-4)	0	0	0	0
Promoting Prostitution (35-45-4-4)	0	0	0	0
Prostitution (35-45-4-2)	0	0	0	0
Public Indecency (35-45-4-1)	0	0	0	0
Public Nudity (35-45-4-1.5)	0	0	0	1
Railroad Mischief (35-42-2-5.5)	0	0	0	0
Receiving Stolen Auto Parts (35-43-4-2.5)	0	1	1	9
Receiving Stolen Property (35-43-4-2)	0	3	0	5
Residential Entry (35-43-2-1.5)	0	0	0	3
Resisting Law Enforcement (35-44-3-3)	0	9	3	36
Rioting (35-45-1-2)	0	0	0	0
Sale, Possession, Use of Legend Drug (16-42-19-27)	0	0	0	0
Selling, Distributing, Exhibiting Obscene Material (35-49-3-1)	0	0	0	0
Stalking (35-45-10-5)	0	0	0	0
Theft (35-43-4-2)	0	5	5	67
Torture or Mutilation of Animal (35-46-3-12)	0	0	0	0
Trafficking with an Inmate (35-44-3-9)	0	0	0	0
Unauthorized Possession of Prescription Form (35-48-4-14)	0	0	0	0
Unauth Entry/Vehicle (35-43-4-2.7)	0	0	0	0
Voyeurism (35-45-4-5)	0	0	0	0
Welfare Fraud (35-43-5-7)	0	0	0	0
Sub-Total	6	54	30	315

LEVEL IV

Absence From Home Detention (35-38-2.5-10)	0	0	0	0
Accident/Failure to Stop (9-26-1-8)	0	0	0	3
Animal Cruelty (35-46-3-12)	0	0	0	0
Assisting a Criminal (35-44-3-2)	0	0	1	0
Beats Vertebrate Animal (35-46-3-12)	0	0	0	1
Check Deception (35-43-5-5)	0	0	0	0
Common Nuisance (35-48-4-13)	0	0	0	0
Computer Trespassing (35-43-2-3)	0	0	0	0
Counterfeiting a Driver's License (9-24-18-7)	0	0	0	0
Counterfeiting Auto Registration (9-18-2-42)	0	0	0	0
Curfew Violation (31-37-2-5)	0	0	0	1
Deception (35-43-5-3)	0	0	0	0
Deer w/ Illegal Device (14-22-6-1)	0	0	0	0
Deer Outside Hours (14-22-6-1)	0	0	0	0
Disorderly Conduct (35-45-1-3)	1	3	2	17
Dissemination of Material Harmful to Minor (35-49-3-3)	0	0	0	0
Driving While Intoxicated (9-11-2-3)	0	0	0	1
Driving with Suspended License (9-24-19-2)	0	0	0	0
Exploitation of Dependent/Endangered Adult (35-46-1-12)	0	0	0	0
Failure to Appear (35-44-3-6)	0	0	0	0
Failure to Disclose Recruitment (35-46-4-4)	0	0	0	0
Failure to Respond to Summons (35-44-3-6.5)	0	0	0	0
False Auto Registration (9-18-2-44)	0	0	0	0
False Informing (35-44-2-2)	0	1	1	9
Flag Desecration (35-45-1-4)	0	0	0	0

LEVEL IV (Cont.)

THE NUMBER OF OFFENSES

	This Month		This Calendar Year	
	Female	Male	Female	Male
Glue Sniffing (35-46-6-2)	0	0	0	0
Habitual Disobedience of Parent, Guardian, or Custodian (Incorrigible) (31-37-2-4)	0	2	1	6
Harassment (35-45-2-2)	0	0	0	0
Home Improvement Fraud (35-43-6-12)	0	0	0	0
Illegal Consumption of Alcohol (7.1-5-7-7)	0	1	1	10
Illegal Possession of Alcohol (7.1-5-7-7)	0	0	0	4
Impairment of ID Number (35-43-7-4)	0	0	0	0
Interference with Custody (35-42-3-4)	0	0	0	0
Interfering with Law Enforcement Animal (35-46-3-11)	0	0	0	0
Invasion of Privacy (35-46-1-15.1)	0	0	0	0
Leaving Home w/o Permission of Parent, Guardian or Custodian (Runaway) (31-37-2-2)	0	3	4	15
Maintaining a Common Nuisance (35-48-4-13)	0	1	0	2
Nitrous Oxide Distribution (35-46-6-3)	0	0	0	0
Obscene Performance (35-49-3-1)	0	0	0	0
Obstructing Medical Emergency (35-44-3-8.5)	0	0	0	0
Obstructing Traffic (35-42-2-4)	0	0	0	0
Official Misconduct (35-44.1-1-1)	0	0	0	0
Operating Vehicle While Intoxicated (9-30-5-2)	0	0	0	0
Operating Vehicle While Intoxicated/Cntrl'd Sub (9-30-5-1)	0	0	0	0
Operating Vehicle w/o License (9-24-18-1)	0	3	1	11
Operating Vehicle w/o Proof of Financial (9-25-8-2)	0	0	0	0
Operating Vehicle w/o Registration/Plates (9-18-2-43)	0	0	0	0
Possession of Marijuana, Hash Oil, or Hashish (35-48-4-11)	1	5	1	26
Possession of Paraphernalia (35-48-4-8.3)	0	2	1	9
Possession of Substance Represented to be a Controlled Substance (35-48-4-4.6)	0	0	0	0
Possession, Purchase, Accepting Tobacco (35-46-1-10.5)	0	0	0	0
Probation Violation	1	24	11	187
Public Intoxication (7.1-5-1-3)	0	0	0	0
Receiving Unidentified Property (35-43-7-5)	0	0	0	0
Reckless Driving (9-21-8-52)	0	0	0	1
Refusal to Aid Officer (35-44-3-7)	0	0	0	0
Refusal to Identify Self (34-28-5-3.5)	0	0	0	0
Selling, Distributing, Exhibiting Obscene Material (35-49-3-1)	0	0	0	0
Synthetic Drug	3	0	3	1
Taking Deer/Turkey (14-22-6-1)	0	0	0	0
Tattooing a Minor (35-42-2-7)	0	0	0	0
Torture, Kill, Mutilate an Animal (35-46-3-12)	0	0	0	0
Unauthorized Possession of Prescription (35-48-4-14)	0	0	0	0
Unlawful Entry of Motor Vehicle (35-43-4-2.7)	0	0	0	7
Unlawful Gambling (35-45-5-2)	0	0	0	0
Unlawful Use of Railroad Right of Way (8-3-15-3)	0	0	0	0
Vending Machine Vandalism (35-43-4-7)	0	0	0	0
Violation of Compulsory School Attendance Law (Truancy) (31-37-2-3)	0	0	0	3
Violation Home Detention	0	0	0	0
Violation Suspended Commitment to DOC	0	4	0	7
Voyeurism (35-45-4-5)	0	0	0	1
Welfare Fraud (35-45-5-7)	0	0	0	0
Sub-Total	6	49	27	322
GRAND TOTAL NUMBER OF OFFENSES	16	144	79	863

Source: SAS - mnthadm4_by_offense.pgm

Indiana Department of Correction
Table 17
Number of Juvenile Offenders by Most Serious Offense
Committed to the Indiana Department of Correction

June 2017

MOST SERIOUS OFFENSE (Citation Code)	THE NUMBER OF JUVENILES			
	This Month		This Calendar Year	
LEVEL I	Female	Male	Female	Male
Aggravated Battery (35-42-2-1.5)	0	0	0	1
Arson (35-43-1-1)	0	0	0	0
Battery (35-42-2-1)	1	5	4	18
Battery by Bodily Waste (35-42-2-6)	0	0	0	1
Burglary (35-43-2-1)	0	3	2	25
Carjacking (35-42-5-2)	0	0	0	0
Carrying Handgun w/o License (35-47-2-1)	0	0	0	3
Changing, Altering, Removing, Obliterating ID of Handgun (35-47-2-18)	0	0	0	0
Child Exploitation (35-42-4-4)	0	0	0	0
Child in Possession of Handgun (35-47-10-5)	1	2	2	8
Child Molesting (35-42-4-3)	0	0	0	12
Child Seduction (35-42-4-7)	0	0	0	0
Child Selling (35-46-1-4)	0	0	0	0
Child Solicitation (35-42-4-6)	0	0	0	0
Consumer Product Tampering (35-45-8-3)	0	0	0	0
Criminal Confinement (35-42-3-3)	0	0	2	3
Criminal Gang Intimidation (35-45-9-4)	0	0	0	0
Criminal Gang Recruitment	0	0	0	0
Criminal Deviate Conduct (35-42-4-2)	0	0	0	0
Criminal Recklessness (35-42-2-2)	0	0	0	4
Danger Possession Firearm	0	1	0	7
Dealing in a Sawed-Off Shotgun (35-47-5-4.1)	0	0	0	0
Distribution of a Destructive Device (IC 35-47.5-5-5)	0	0	0	0
Domestic Battery (35-42-2-1.3)	0	0	0	0
Driving While Intoxicated Resulting in Death (9-30-5-5)	0	0	1	0
False, Altering Handgun License (35-47-2-22)	0	0	0	1
False Application for Handgun (35-47-2-8)	0	0	0	0
Feticide (35-42-1-6)	0	0	0	0
Handgun, False Information (35-47-2-17)	0	0	0	0
Incest (35-46-1-3)	0	0	0	0
Interference with Custody (35-42-3-4)	0	0	0	0
Intimidation (35-45-2-1)	0	0	0	0
Involuntary Manslaughter (35-42-1-4)	0	0	0	0
Kidnapping (35-42-3-2)	0	0	0	0
Murder (35-42-1-1)	0	0	0	0
Neglect of a Dependent (35-46-1-4)	0	0	0	0
Operation of a Machine Gun/Hurling a Bomb (35-47-5-9)	0	0	0	0
Overpass Mischief (35-42-2-5)	0	0	0	0
Pointing a Firearm (35-47-4-3)	0	0	0	0
Possession of Firearm on School Property (35-47-9-2)	0	0	0	0
Possession of a Machine Gun or Bomb (35-47-5-9)	0	0	0	0
Rape (35-42-4-1)	0	0	0	2
Reckless Homicide (35-42-1-5)	0	0	0	0
Resisting Law Enforcement (35-44-3-3)	0	0	0	0
Robbery (35-42-5-1)	0	13	1	42

LEVEL I (Cont.)**THE NUMBER OF JUVENILES**

	This Month		This Calendar Year	
	Female	Male	Female	Male
Sell, Manufacture, Possess, Purchase Explosive (35-47-5-1)	0	0	0	0
Sell, Transfer, HIV Blood (35-42-1-7)	0	0	0	0
Selling, Transferring, Giving Handgun to Under 18 (35-47-2-7)	0	0	0	0
Sexual Battery (35-42-4-8)	0	0	0	3
Sexual Misconduct (35-44-1-5)	0	0	0	0
Sexual Misconduct with a Minor (35-42-4-9)	0	0	0	0
Stalking (35-45-10-5)	0	0	0	0
Strangulation (35-42-2-9)	1	0	1	2
Unlawful Delivery of Confiscated Firearm (35-47-3-4)	0	0	0	0
Unlawful Use of Body Armor (35-47-5-13)	0	0	0	0
Unlawful Use of Stun Gun (35-47-8-5)	0	0	0	0
Vicarious Sexual Gratification (35-42-4-5)	0	0	0	0
Voluntary Manslaughter (35-42-1-3)	0	0	0	1
Sub-Total	3	24	13	133

LEVEL II

Assisting a Criminal (35-44-3-2)	0	0	0	0
Chinese Throwing Star (35-47-5-12)	0	0	0	0
Criminal Gang Activity (35-45-9-3)	0	0	0	0
Criminal Recklessness (35-42-2-2)	0	0	0	1
Dealing Anabolic Steroid (16-42-19-27)	0	0	0	0
Dealing in a Schedule I, II, or III Controlled Substance (35-48-4-2)	0	0	0	1
Dealing in a Schedule IV Controlled Substance (35-48-4-3)	0	0	0	0
Dealing in a Schedule V Controlled Substance (35-48-4-4)	0	0	0	0
Dealing in a Substance Represented to be a Controlled Substance (35-48-4-4.5)	0	0	0	0
Dealing in Cocaine or Narcotic Drug (35-48-4-1)	0	0	0	1
Dealing in Marijuana, Hash Oil, or Hashish (35-48-4-10)	0	0	0	0
Dealing Methamphetamine (35-48-4-1.1)	0	1	0	2
Delivery of Weapon to Intoxicated Person (35-47-4-1)	0	0	0	0
Disarming Law Enforcement Officer (35-44.1-3-2)	1	0	1	0
Escape/Failure to Return to Lawful Detention (35-44-3-5)	0	2	2	8
Interference with Custody (35-42-3-4)	0	0	0	0
Intimidation (35-45-2-1)	0	4	1	10
Knife with Automatic Blade (35-47-5-2)	0	0	0	0
Loan Sharking (35-45-7-2)	0	0	0	0
Maintaining a Common Nuisance (35-48-4-13)	0	1	0	2
Manufacture, Distribution, Possession of a Substance Represented to be a Controlled Substance (35-48-4-4.6)	0	0	0	0
Neglect of a Dependent (35-46-1-4)	0	0	0	0
Possession of a Controlled Substance (35-48-4-7)	0	0	0	0
Possession of a Knife on School Property (35-47-5-2.5)	0	0	0	1
Poss precursors w/intent to manufacture etc. (35-48-4-14.5)	0	0	0	0
Promoting Prostitution (35-45-4-4)	0	0	0	0
Purchase, Possession or Sale of Stun Gun (35-47-8-5)	0	0	0	0
Resisting Law Enforcement (35-44-3-3)	0	1	0	6
Rioting with a Deadly Weapon (35-45-1-2)	0	0	0	0
Sale, Possession, Use of Legend Drug (16-42-19-27)	0	0	0	0
Sexual Misconduct with a Minor (35-42-4-9)	0	0	0	0
Stalking (35-45-10-5)	0	0	0	0
Trafficking with an Inmate (35-44-3-9)	0	0	0	1
Use of Stun Gun in Commission of a Crime (35-47-8-5)	0	0	0	0
Sub-Total	1	9	4	33

THE NUMBER OF JUVENILES

LEVEL III	This Month		This Calendar Year	
	Female	Male	Female	Male
Accident/Failure to Stop (9-26-1-8)	0	0	0	0
Accident, Property Damage with Injury (9-26-1-8)	0	0	0	0
Altering or Damaging Computer (35-43-1-4)	0	0	0	0
Auto Theft, Receiving Stolen Parts (35-43-4-2.5)	0	4	1	15
Battery (35-42-2-1)	1	1	7	22
Bestiality	0	0	0	0
Bribery (35-44-1-1)	0	0	0	0
Burglary (35-43-2-1)	0	0	0	0
Check Deception (35-43-5-5)	0	0	0	0
Check Fraud (35-43-5-12)	0	0	0	0
Child Exploitation (35-42-4-4)	0	0	0	0
Controlled Substance Registration (35-48-4-14)	0	0	0	0
Conversion (35-43-4-3)	0	0	0	4
Criminal Mischief (35-43-1-2)	0	2	1	8
Criminal Recklessness (35-42-2-2)	0	0	0	0
Criminal Trespass (35-43-2-2)	0	1	0	4
Dealing in Altered Property (35-43-4-2.3)	0	0	0	0
Dealing in Marijuana, Hash Oil, or Hashish (35-48-4-10)	0	0	0	2
Dealing in Paraphernalia (35-48-4-8.5)	0	0	0	0
Distribution of Material Harmful to Minor (35-49-3-3)	0	0	0	0
Escape/Failure to Return to Lawful Detention (35-44-3-5)	1	1	3	6
Failure to Appear (35-44-3-6)	0	0	0	0
False Reporting (35-44-2-2)	0	0	0	0
Forgery (35-43-5-2)	0	0	0	0
Fraud (35-43-5-4)	0	0	0	1
Fraud on Financial Institution (35-45-5-8)	0	0	0	0
Home Improvement Fraud (35-43-6-13)	0	0	0	0
Identity Deception (35-43-5-3.5)	0	0	0	0
Interference with Custody (35-42-3-4)	0	0	0	0
Interference with Reporting Crime (35-45-2-5)	0	0	0	0
Invasion of Privacy (35-46-1-15.1)	0	0	0	0
Kill Domestic Animal	0	0	0	0
Manufacture of Paraphernalia (35-48-4-8.1)	0	0	0	0
Nonsupport of Child (35-46-1-5)	0	0	0	0
Nonsupport of Spouse (35-46-1-6)	0	0	0	0
Obscene Performance (35-49-3-1)	0	0	0	0
Obstructing Fireman (35-44-3-8)	0	0	0	0
Obstructing Traffic (35-42-2-4)	0	0	0	0
Obstruction of Justice (35-44-3-4)	0	0	0	0
Operating Vehicle After Lifetime Forfeiture (9-30-10-17)	0	0	0	0
Operating Vehicle While Intoxicated (9-30-5-4)	0	0	0	0
Operating Vehicle While Intoxicated with Prior (9-30-5-3)	0	0	0	0

LEVEL III (Cont.)**THE NUMBER OF JUVENILES**

	This Month		This Calendar Year	
	Female	Male	Female	Male
Patronizing a Prostitute (35-45-4-3)	0	0	0	0
Perjury (35-44-2-1)	0	0	0	0
Possession of Cocaine or Narcotic Drug (35-48-4-6)	0	0	0	0
Possession of a Controlled Substance (35-48-4-7)	0	1	0	1
Possession of Marijuana, Hash Oil, or Hashish (35-48-4-11)	0	0	0	0
Possession of Methamphetamine (35-48-4-6.1)	0	0	0	0
Possession of Paraphernalia (35-48-4-8.3)	0	0	0	0
Possession/Use of Legend Drug (16-42-19-13)	0	0	1	0
Possession of a Syringe (16-42-19-18)	0	0	0	0
Professional Gambling (35-45-5-3)	0	0	0	0
Profiting from Adoption (35-46-1-9)	0	0	0	0
Promoting Professional Gambling (35-45-5-4)	0	0	0	0
Promoting Prostitution (35-45-4-4)	0	0	0	0
Prostitution (35-45-4-2)	0	0	0	0
Public Indecency (35-45-4-1)	0	0	0	0
Public Nudity (35-45-4-1.5)	0	0	0	1
Railroad Mischief (35-42-2-5.5)	0	0	0	0
Receiving Stolen Property (35-43-4-2)	0	2	1	3
Residential Entry (35-43-2-1.5)	0	0	0	2
Resisting Law Enforcement (35-44-3-3)	0	2	1	11
Rioting (35-45-1-2)	0	0	0	0
Sale, Possession, Use of Legend Drug (16-42-19-27)	0	0	0	0
Selling, Distributing, Exhibiting Obscene Material (35-49-3-1)	0	0	0	0
Stalking (35-45-10-5)	0	0	0	0
Theft (35-43-4-2)	0	1	2	27
Torture or Mutilation of Animal (35-46-3-12)	0	0	0	0
Trafficking with an Inmate (35-44-3-9)	0	0	0	0
Unauth Entry/Vehicle (35-43-4-2.7)	0	0	0	0
Unauthorized Possession of Prescription Form (35-48-4-14)	0	0	0	0
Voyeurism (35-45-4-5)	0	0	0	0
Welfare Fraud (35-43-5-7)	0	0	0	0
Sub-Total	2	15	17	107

LEVEL IV

Absence From Home Detention (35-38-2.5-10)	0	0	0	0
Accident/Failure to Stop (9-26-1-8)	0	0	0	0
Assisting a Criminal (35-44-3-2)	0	0	0	0
BEATS VERTEBR ANIMAL (35-46-3-12)	0	0	0	1
Check Deception (35-43-5-5)	0	0	0	0
Common Nuisance (35-48-4-13)	0	0	0	0
Computer Trespassing (35-43-2-3)	0	0	0	0
Counterfeiting a Driver's License (9-24-18-7)	0	0	0	0
Counterfeiting Auto Registration (9-18-2-42)	0	0	0	0
Curfew Violation (31-37-2-5)	0	0	0	0
Deception (35-43-5-3)	0	0	0	0
Disorderly Conduct (35-45-1-3)	0	0	1	4
Dissemination of Material Harmful to Minor (35-49-3-3)	0	0	0	0
Driving with Suspended License (9-24-19-2)	0	0	0	0
Exploitation of Dependent/Endangered Adult (35-46-1-12)	0	0	0	0
Failure to Appear (35-44-3-6)	0	0	0	0
Failure to Disclose Recruitment (35-46-4-4)	0	0	0	0
Failure to Respond to Summons (35-44-3-6.5)	0	0	0	0
False Auto Registration (9-18-2-44)	0	0	0	0
False Informing (35-44-2-2)	0	0	0	0
Flag Desecration (35-45-1-4)	0	0	0	0

LEVEL IV (Cont.)

THE NUMBER OF JUVENILES

	This Month		This Calendar Year	
	Female	Male	Female	Male
Glue Sniffing (35-46-6-2)	0	0	0	0
Habitual Disobedience of Parent, Guardian, or Custodian (Incorrigible) (31-37-2-4)	0	0	0	0
Harassment (35-45-2-2)	0	0	0	0
Home Improvement Fraud (35-43-6-12)	0	0	0	0
Illegal Consumption of Alcohol (7.1-5-7-7)	0	0	0	0
Illegal Possession of Alcohol (7.1-5-7-7)	0	0	0	0
Impairment of ID Number (35-43-7-4)	0	0	0	0
Interference with Custody (35-42-3-4)	0	0	0	0
Interfering with Law Enforcement Animal (35-46-3-11)	0	0	0	0
Invasion of Privacy (35-46-1-15.1)	0	0	0	0
Leaving Home w/o Permission of Parent, Guardian or Custodian (Runaway) (31-37-2-2)	0	0	0	0
Nitrous Oxide Distribution (35-46-6-3)	0	0	0	0
Obscene Performance (35-49-3-1)	0	0	0	0
Obstructing Medical Emergency (35-44-3-8.5)	0	0	0	0
Obstructing Traffic (35-42-2-4)	0	0	0	0
Operating Vehicle While Intoxicated (9-30-5-2)	0	0	0	0
Operating Vehicle While Intoxicated/Cntrl'd Sub (9-30-5-1)	0	0	0	0
Operating Vehicle w/o License (9-24-18-1)	0	0	0	0
Operating Vehicle w/o Proof of Financial (9-25-8-2)	0	0	0	0
Operating Vehicle w/o Registration/Plates (9-18-2-43)	0	0	0	0
Possession of Marijuana,Hash Oil, or Hashish (35-48-4-11)	1	0	1	7
Possession of Paraphernalia (35-48-4-8.3)	0	0	0	0
Possession of Substance Represented to be a Controlled Substance (35-48-4-4.6)	0	0	0	0
Possession, Purchase, Accepting Tobacco (35-46-1-10.5)	0	0	0	0
Probation Violation	0	0	0	0
Public Intoxication (7.1-5-1-3)	0	0	0	0
Receiving Unidentified Property (35-43-7-5)	0	0	0	0
Reckless Driving (9-21-8-52)	0	0	0	0
Refusal to Aid Officer (35-44-3-7)	0	0	0	0
Refusal to Identify Self (34-28-5-3.5)	0	0	0	0
Selling,Distributing,Exhibiting Obscene Material (35-49-3-1)	0	0	0	0
Synthetic Drug	0	0	0	0
Torture, Kill, Mutilate an Animal (35-46-3-12)	0	0	0	0
Unauthorized Possession of Prescription (35-48-4-14)	0	0	0	0
Unlawful Entry of Motor Vehicle (35-43-4-2.7)	0	0	0	1
Unlawful Gambling (35-45-5-2)	0	0	0	0
Unlawful Use of Railroad Right of Way (8-3-15-3)	0	0	0	0
Vending Machine Vandalism (35-43-4-7)	0	0	0	0
Violation of Compulsory School Attendance Law (Truancy) (31-37-2-3)	0	0	0	0
Violation Home Detention	0	0	0	0
Violation Suspended Commitment to DOC	0	0	0	0
Voyeurism (35-45-4-5)	0	0	0	1
Welfare Fraud (35-45-5-7)	0	0	0	0
NO SENTENCE DATA	0	0	0	0
Sub-Total	1	0	2	14
GRAND TOTAL NUMBER OF JUVENILES	7	48	36	287

Source: SAS - mnthadm4.mso

Indiana Department of Correction
Table 18
Juvenile Female New Commitments

<u>Month</u>	<u>2013</u>	<u>2014</u>	<u>2015</u>	<u>2016</u>	<u>2017</u>
January	18	10	3	6	2
February	13	9	8	10	5
March	11	7	4	11	6
April	13	15	10	9	2
May	13	11	12	4	6
June	13	8	6	11	7
July	20	14	5	4	
August	23	10	10	4	
September	6	5	13	7	
October	10	8	0	5	
November	5	5	11	6	
December	<u>12</u>	<u>13</u>	<u>11</u>	<u>5</u>	
TOTALS	157	115	93	82	28

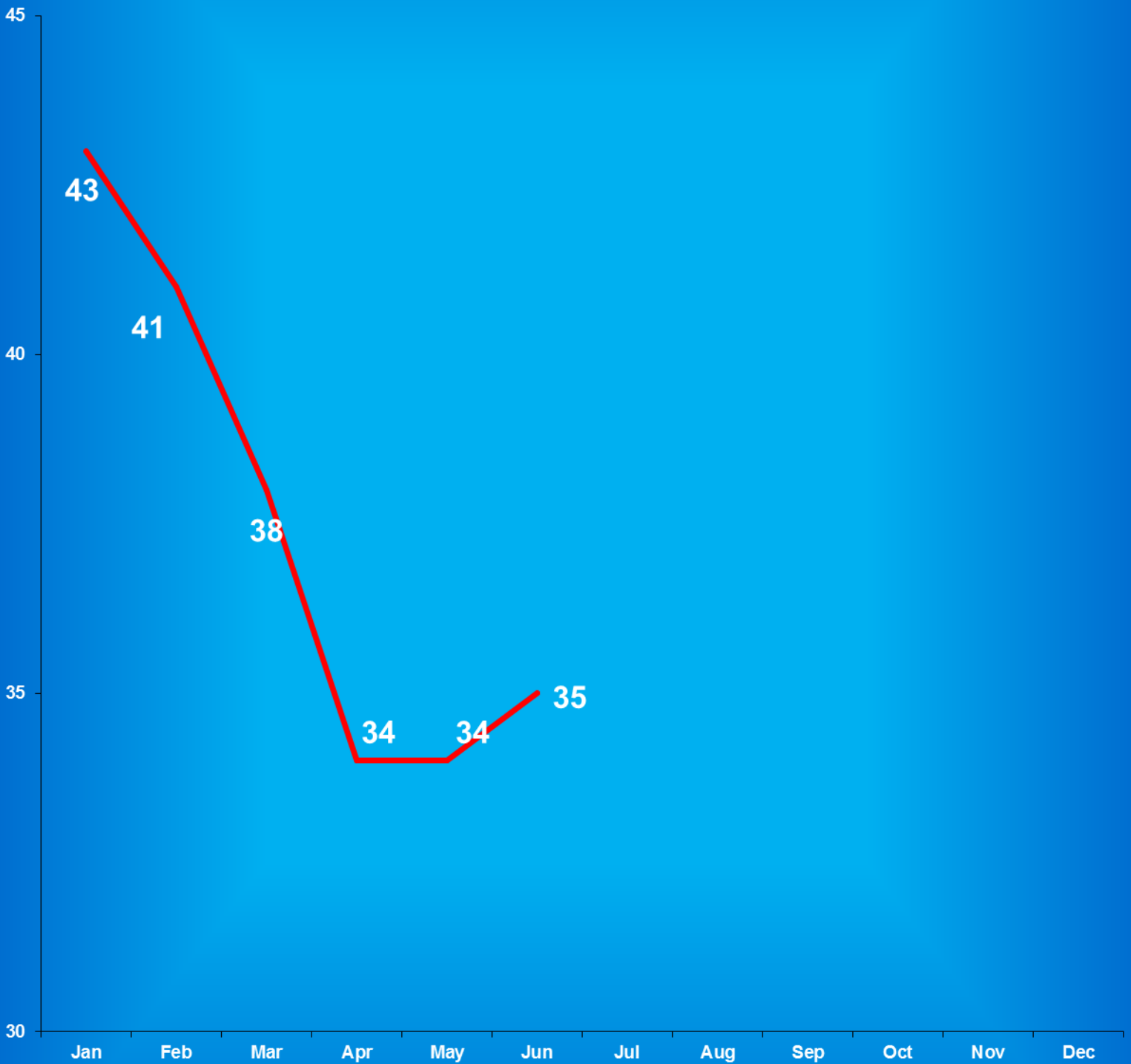
Source:

SAS - mnthadm4.pgm

Indiana Department of Correction

Graph G

Average Daily Juvenile Female Offender Populations
Calendar Year 2017



Indiana Department of Correction
Table 19
Juvenile Male New Commitments

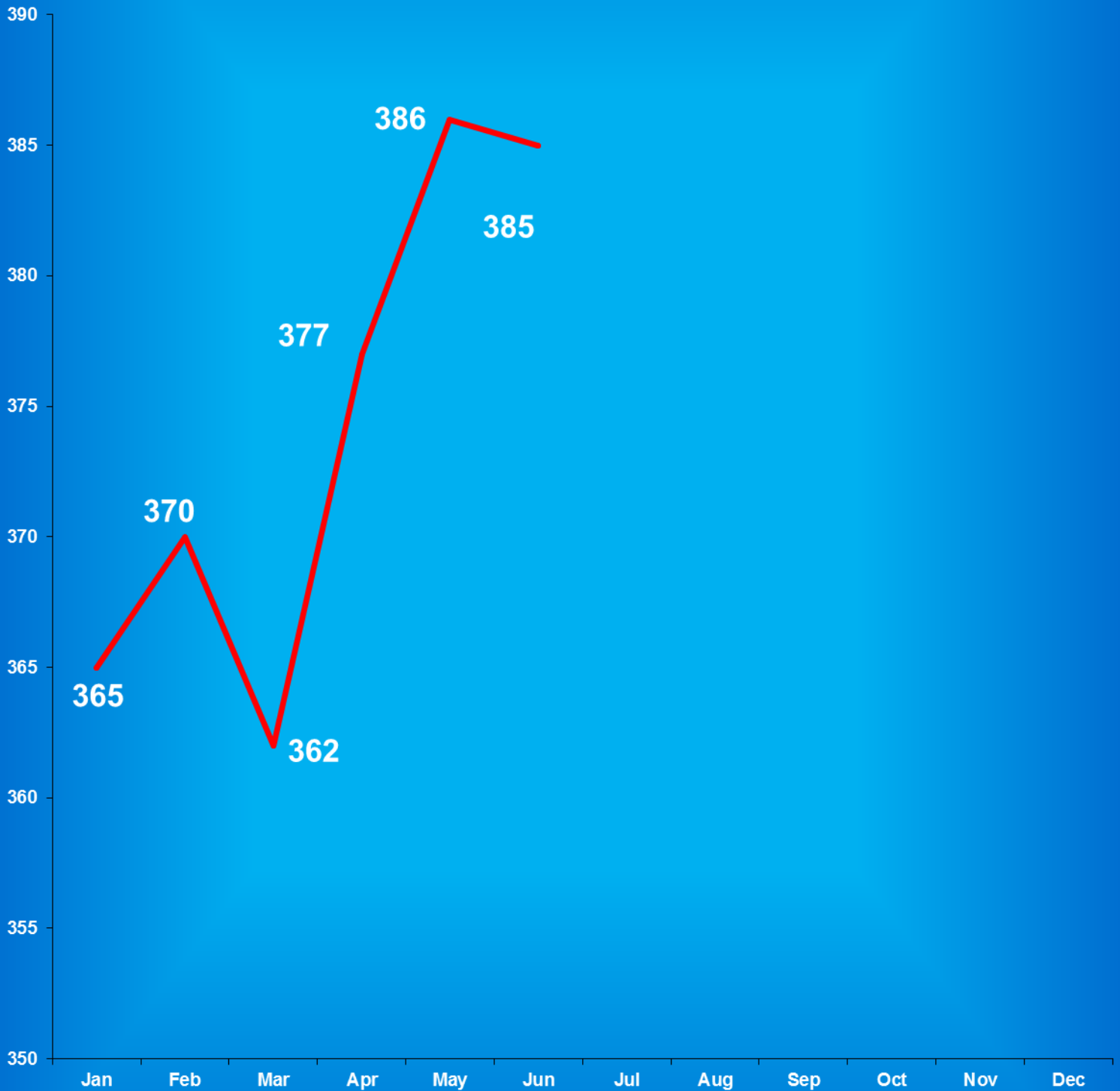
<u>Month</u>	<u>2013</u>	<u>2014</u>	<u>2015</u>	<u>2016</u>	<u>2017</u>
January	76	58	35	39	26
February	45	46	26	40	26
March	82	30	32	69	36
April	47	53	43	33	45
May	74	47	37	44	35
June	45	55	41	40	48
July	68	46	50	29	
August	44	42	31	38	
September	31	43	42	36	
October	74	48	45	24	
November	59	40	41	28	
December	<u>40</u>	<u>40</u>	<u>40</u>	<u>30</u>	
TOTALS	685	548	463	450	216

Source:
SAS - mnthadm4.pgm

Indiana Department of Correction

Graph H

Average Daily Juvenile Male Offender Populations
Calendar Year 2017





Juvenile Reintegration Districts



District #8

District #6

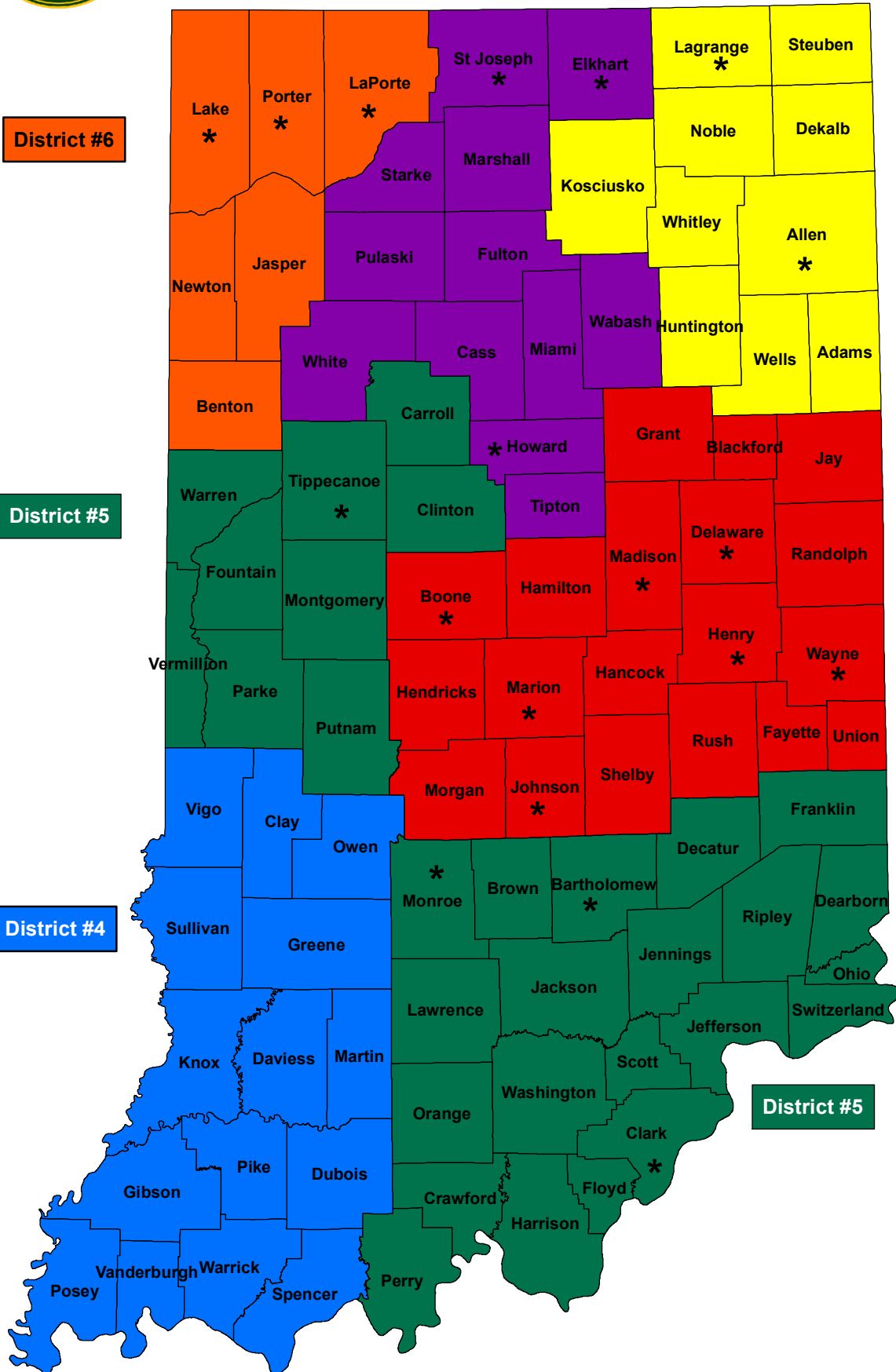
District #2

District #5

District #3

District #4

District #5



*JDAI Site

Indiana Department of Correction
Table 20
Juvenile Parole Caseload on July 01, 2017

<u>Juvenile Reintegration Districts</u>	Indiana Parolees		Other Jurisdiction		<u>Total</u>
	<u>Juvenile Male</u>	<u>Juvenile Female</u>	<u>Juvenile Male</u>	<u>Juvenile Female</u>	
<i>Interstate Compact (RD0)*</i>	2	0	4	0	6
	<u>District Supervision Breakdown as follows:</u>				
Juv Reintegration District 2	4	0	1	0	5
Juv Reintegration District 3	7	0	0	0	7
Juv Reintegration District 4	3	1	0	0	4
Juv Reintegration District 5	2	0	0	0	2
Juv Reintegration District 6	1	1	3	0	5
Juv Reintegration District 8	5	2	0	0	7
Total	24	4	4	0	32

Total Juvenile Parole Population on the First Day of Each Month

<u>Calendar Year 2017</u>	Indiana Parolees		Other Jurisdiction		<u>Total</u>
	<u>Juvenile Male</u>	<u>Juvenile Female</u>	<u>Juvenile Male</u>	<u>Juvenile Female</u>	
January	27	6	5	0	38
February	24	7	5	0	36
March	27	7	4	0	38
April	25	7	6	0	38
May	22	5	6	0	33
June	24	4	4	0	32
July	24	4	4	0	32

** Includes Indiana parolees who are serving their parole in another state, as well as offenders from other States being supervised in Indiana (Interstate Compact)*

Sources: Juvenile Services
Parole Division
SAS - juvpar12.pgm

**Indiana Department of Correction
Indiana Government Center South, Room E334
302 W. Washington Street
Indianapolis, IN 46204**

**Prepared by:
Joshua Ross, Research Analyst
(317) 233-3432
josross@idoc.IN.gov**

This report and previous reports may be found at:

<http://www.in.gov/idoc/2376.htm>



CHANGING LIVES

The logo for the Indiana Department of Correction is circular, featuring a central torch surrounded by stars. The words "EMPLOYEES", "EFFICIENCY", and "EFFECTIVENESS" are arranged around the torch. The outer ring of the logo contains the text "INDIANA DEPARTMENT OF CORRECTION". To the right of the logo is a blue silhouette of the state of Indiana.

The Indiana Department of Correction advances public safety and successful re-entry through dynamic supervision, programming, and partnerships.