


Indiana Department of Correction

Division of Research & Technology



Offender Population Statistical Report
- December 2017 -
Rob Carter, Commissioner

**Indiana Department of Correction
Indiana Government Center South, Room E334
302 W. Washington Street
Indianapolis, IN 46204**

**Prepared by:
Joshua Ross, Research Analyst
(317) 233-3432
josross@idoc.in.gov**

This report and previous reports may be found at:

<http://www.in.gov/idoc/2376.htm>



Definitions

For the purpose of this report, the following definitions apply:

Admission – The means by which an offender enters the custody or jurisdiction of the Indiana Department of Correction. For this report, with the exception of the return of an escapee, this does not include a return from a temporary absence.

Average Daily Population – The sum of the daily beginning counts for a month, divided by that month's number of daily beginning counts.

Beginning Count – The number of offenders physically present at the beginning of the day (ie, 0000:01 hours).

Class A Felony – An offense whereby a person convicted of this felony shall be imprisoned for a fixed term of thirty years, with not more than twenty years added for aggravating circumstances, or not more than ten years subtracted for mitigating circumstances.

Class B Felony – An offense whereby a person convicted of this felony shall be imprisoned for a fixed term of ten years, with not more than ten years added for aggravating circumstances, or not more than four years subtracted for mitigating circumstances.

Class C Felony – An offense whereby a person convicted of this felony shall be imprisoned for a fixed term of four years, with not more than four years added for aggravating circumstances, or not more than two years subtracted for mitigating circumstances.

Class D Felony – An offense whereby a person convicted of this felony shall be imprisoned for a fixed term of one and one-half years, with not more than one and one-half years added for aggravating circumstances, or not more than one year subtracted for mitigating circumstances.

Class 1 Felony – An offense whereby a person convicted of this felony shall be imprisoned with a sentence range of 20-40 years, with not more than twenty years added as a habitual offender enhancement.

Class 2 Felony – An offense whereby a person convicted of this felony shall be imprisoned with a sentence range of 10-30 years, with not more than twenty years added as a habitual offender enhancement.

Class 3 Felony – An offense whereby a person convicted of this felony shall be imprisoned with a sentence range of 3-16 years, with not more than twenty years added as a habitual offender enhancement.

Class 4 Felony – An offense whereby a person convicted of this felony shall be imprisoned with a sentence range of 2-12 years, with not more than twenty years added as a habitual offender enhancement.

Class 5 Felony – An offense whereby a person convicted of this felony shall be imprisoned with a sentence range of 1-6 years, with not more than six years added as a habitual offender enhancement.

Class 6 Felony – An offense whereby a person convicted of this felony shall be imprisoned with a sentence range of 0.5-2.5 years, with not more than six years added as a habitual offender enhancement.

Contracted Beds - Those offenders who have been committed to the Indiana Department of Correction, but are housed in a local work release facility under contract of a 3rd party provider.

County Jail "Back-ups" (Jail Bed Count) – Those offenders who have been committed to the Indiana Department of Correction, but are housed in a county jail until they can be transferred to a Department of Correction intake facility. The county receives \$35.00 per day, per offender, to house these offenders.

Ending Count – The number of offenders physically present at the end of the day (ie, 2400:00 hours).

Felon – A person convicted in any jurisdiction who might have been imprisoned for more than one year.

Murder - An offense whereby a person convicted of this felony shall be imprisoned for a fixed term of fifty-five years, with not more than ten years added for aggravating circumstances, or not more than ten years subtracted for mitigating circumstances.

Definitions Continued

Operational Capacity – The total bed capacity of the facility. The capacity of a facility is the number of beds authorized for safe and efficient operation of the facility.

Pre-Dispositional – An individual ordered by the Court to the Indiana Department of Correction for evaluation prior to sentencing.

Release – The means by which an offender leaves the custody or jurisdiction of the Indiana Department of Correction. For this report, with the exception of an escape, this does not include a temporary absence.

Safekeeper – An individual whom the Court has determined to be in imminent danger of serious bodily injury or death, or who represents a substantial threat to the safety of others, and whom the Court has ordered to the Indiana Department of Correction for custody and security control.

Maximum Level Facilities – Maximum security facilities have very restrictive security measures and housing is celled space.

Medium Level Facilities – Medium security facilities have moderate degree of security measures and housing consists of dormitories and celled space.

Minimum Level Facilities – Minimum Security Facilities have the least restrictive security measures and housing is dormitory style. Also included as minimum security are work release program offenders who leave the facility for outside employment but return nightly.

Intake Facilities – Intake facilities are designated to receive newly committed adult offenders. During the intake process each offender is evaluated through interviews, reports and diagnostic tests. This evaluation forms the basis of the offenders' facility and program assignment.

Secure Housing Units – Denotes maximum control with the most restrictive security measures in place.

Vacancy – The number of beds available for assignment.

Juvenile Diagnostic/Walkthrough – A Juvenile court can order a youth to the Department of Correction to be temporarily committed for not more than 14 days (excluding Saturdays, Sundays and Legal holidays) for the purpose of an evaluation. The youth must be adjudicated delinquent and the order has to be prior to disposition. The department will send a report to the court of the written findings.

Indiana Department of Correction Population Summary

- There were 23,608 adult male offenders (including 217 county jail “back-ups” and 101 in contracted beds) on January 01, 2018. This population is 4% below operational bed capacity for general population.
- There were 2,416 adult female offenders (including 34 county jail “back-ups” and 37 in contracted beds) on January 01, 2018. This population is 9% below the operational bed capacity.
- There were 354 juvenile male offenders in the Department’s facilities on January 01, 2018. This population is 51% below the operational bed capacity.
- There were 40 juvenile female offenders in the Department’s facilities on January 01, 2018. This population is 30% below the operational bed capacity.
- There were 6,434 adult males on parole in Indiana (5,952 Indiana parolees and 482 other jurisdiction parolees) on January 01, 2018.
- There were 694 adult females on parole in Indiana (632 Indiana parolees and 62 other jurisdiction parolees) on January 01, 2018.
- There were 859 adults admitted to IDOC (724 male and 135 female) and 975 adults released from IDOC (844 male and 131 female) in December 2017.
- There were 56 juveniles admitted to IDOC (44 male and 12 female) and 70 juveniles released from IDOC (62 male and 8 female) in December 2017.

**Indiana Department of Correction
Human Resource Report**

December 31, 2017

ADULT FACILITIES

Facility	Total Staff*	Custody Staff	Non-Custody	Vacancies	Hires - Rehires	Retired - Terminated	Inter-Agency		Contract/Vendor		
							In	Out	Aramark	Health	Education
Branchville Correctional Facility	256	183	73	17	8	8	1	0	6	31	6.0
Chain O'Lakes Correctional Facility	24	18	6	6	0	0	0	0	4	2	0.0
Correctional Industrial Facility	297	228	69	71	6	6	0	0	14	28	5.5
Edinburgh Correctional Facility	66	52	14	4	2	2	0	0	5	6	0.0
Indiana State Prison/Lakeside	511	402	109	56	14	11	0	0	21	48	2.0
Indiana Women's Prison	179	122	57	18	5	4	0	0	6	27	5.0
Madison Correctional Facility	206	149	57	51	1	2	0	0	7	27	4.5
Miami Correctional Facility	479	374	105	77	8	8	1	1	23	59	6.5
New Castle Correctional Facility**	426	285	141	126	0	0	0	0	30	63	18.0
Pendleton Correctional Facility	463	344	119	57	7	10	1	1	20	50	1.5
Plainfield Correctional Facility	341	251	90	53	14	16	0	0	27	47	3.5
Putnamville Correctional Facility	450	339	111	72	9	12	1	0	18	40	9.0
Reception-Diagnostic Center	210	164	46	37	2	3	0	0	0	32	0.0
Rockville Correctional Facility	238	166	72	27	9	3	0	0	15	35	9.0
South Bend Comm. Re-Entry Center	35	25	10	7	0	3	0	0	4	2	0.0
Heritage Trail DOC Staff	21	0	21	2	0	0	0	0	0	10	1.5
Heritage Trail GEO Staff**	138	96	42	13	0	0	0	0	2	11	0.0
Wabash Valley Correctional Facility	595	470	125	52	5	7	1	1	29	51	7.0
Westville Correctional Facility	669	502	167	100	6	12	0	0	43	75	12.5
Total	5,604	4,170	1,434	846	96	107	5	3	274	644	92

JUVENILE FACILITIES

Facility	Total Staff*	Custody Staff	Non-Custody	Vacancies	Hires - Rehires	Retired - Terminated	Inter-Agency		Contract/Vendor		
							In	Out	Aramark	Health	Education
Camp Summit	57	39	18	8	2	2	0	0	0	1	3.0
Logansport Intake/North Central	162	114	48	24	1	1	0	0	6	14	3.0
Pendleton Juvenile Correctional	257	177	80	36	9	8	1	1	9	15	4.0
Total	476	330	146	68	12	11	1	1	15	30	10.0

ADMINISTRATIVE

Central Office***	Total	504	183	321	51	0	0	0	0	0	0	1.5
-------------------	--------------	-----	-----	-----	----	---	---	---	---	---	---	-----

TOTALS

STATE EMPLOYEE TOTAL	6,020	4,302	1,718	826	108	118	6	4	0	0	0
CONTRACT EMPLOYEE TOTAL	1,630	381	1,249	139	0	0	0	0	289	674	103
GRAND TOTAL	7,650	4,683	2,967	965	108	118	6	4	289	674	103

* Total Active Staff does not include those on disability, suspension, or leave with pay.

** New Castle Correctional Facility and Heritage Trail are privately contracted institutions. Their hire/rehire and termination/retire data is not provided to DOC.

*** Includes Technology Services Division, PEN Products, Staff Development and Training, and the Parole Division (counted as Custody Staff)

Note: Total staff, custody staff, non-custody staff, and vacancy data are as of the end of the month.

Hires and re-hires, retirements and terminations, intra-agency transfer in and transfer out are the total number of actions for the month.

Source: DOC Human Resource



Offender Statistics



Indiana Department of Correction
Table 1
Offender Population & Vacancy Numbers, by Facility Security Level
January 1, 2018

Minimum Security - Adult MALE

	December Ending Count	General Population Vacancies	Programs & Treatment Vacancies	Segregation & Infirmery Vacancies	Down Beds	Held Beds
Chain O'Lakes	122	7	0	0	0	0
Edinburgh	310	34	0	0	0	0
Miami - MCA	189	15	0	0	0	0
New Castle - NCA	173	31	0	0	0	0
Pendleton - IRO	195	24	0	0	1	0
Westville - WCA	340	25	0	0	11	3
Wabash Valley - WVA	150	48	0	0	0	0
Total	1,479	184	0	0	12	3

Re-Entry & Work Release - Adult MALE

Bartholomew Co. Re-Entry	10	0	0	0	0	0
Chain O'Lakes Re-Entry	7	0	0	0	0	0
Duvall Center Re-Entry	34	6	0	0	0	0
Lake Co. Re-Entry	5	5	0	0	0	0
South Bend Re-Entry	153	18	0	0	0	1
VOA/Hope Hall Re-Entry	20	0	0	0	0	0
Starke Co. PI - TC	32	0	15	0	0	1
Total	261	29	15	0	0	2

Medium Security - Adult MALE

	December Ending Count	General Population Vacancies	Programs & Treatment Vacancies	Segregation & Infirmery Vacancies	Down Beds	Held Beds
Branchville	1,299	95	88	3	0	0
Correctional Industrial	1,429	9	0	4	1	6
Indiana State Prison ISO	255	127	0	0	2	1
Plainfield	1,496	36	0	13	150	1
Putnamville	2,007	164	7	12	320	0
Heritage Trail	845	18	0	0	0	5
Westville	2,455	41	75	40	310	20
New Castle	2,348	47	4	14	1	17
Total	12,134	537	174	86	784	50

Table 1 (Cont.)

Maximum Security - Adult MALE

	December Ending Count	General Population Vacancies	Programs & Treatment Vacancies	Segregation & Infirmery Vacancies	Down Beds	Held Beds
Miami	2,947	20	0	8	3	6
Indiana State Prison	1,932	67	16	29	7	16
Pendleton	1,316	4	1	21	7	4
Pendleton Treatment Unit	186	0	90	0	22	0
ISR Secure Housing Unit	63	0	0	3	3	0
Reception Diag. Center	540	127	0	0	28	0
New Castle Annex	455	9	0	13	9	0
New Castle Mental Health	117	0	10	0	0	1
WCU Secure Housing Unit	107	0	0	1	2	0
Wabash Valley	1,690	9	48	2	26	10
WVS Secure Housing Unit	164	0	0	48	4	0
Total	9,517	236	165	125	111	37

Minimum Security & Re-Entry - Adult FEMALE

	December Ending Count	General Population Vacancies	Programs & Treatment Vacancies	Segregation & Infirmery Vacancies	Down Beds	Held Beds
Madison	539	123	0	0	0	0
Jefferson Co. Re-Entry	35	23	0	0	0	0
Crane House	20	25	0	0	0	0
Bartholomew Co. Re-Entry	0	10	0	0	0	0
Lake Co. Re-Entry	0	10	0	0	0	0
VOA/Evansville/Female	2	3	0	0	0	0
Total	596	194	0	0	0	0

Medium Security - Adult FEMALE

Rockville	1,060	21	29	7	0	0
Total	1,060	21	29	7	0	0

Maximum Security - Adult FEMALE

Women's Prison	594	20	14	2	0	1
Rockville Intake	132	4	0	0	0	0
Total	726	24	14	2	0	1

JAIL BED COUNT

Adult Male	217	N/A	N/A	N/A	N/A	N/A
Adult Female	34	N/A	N/A	N/A	N/A	N/A
Total	251					

Table 1 (Cont.)

JUVENILE OFFENDERS

Juvenile Male

	December Ending Count	General Population Vacancies	Programs & Treatment Vacancies	Segregation & Infirmery Vacancies	Down Beds	Held Beds
Logansport Juvenile Intake/Diagnostic Facility	33	54	0	5	0	0
North Central Juvenile Correctional Facility	133	41	0	0	0	0
Pendleton Juvenile Correctional Facility	188	172	0	17	0	14
Total	354	267	0	22	0	14

Juvenile Female

LaPorte Juvenile Correctional Facility	40	17	0	4	0	1
--	----	----	---	---	---	---

TOTALS

	December Ending Count	General Population Vacancies	Programs & Treatment Vacancies	Segregation & Infirmery Vacancies	Down Beds	Held Beds
GRAND TOTAL FOR ALL ADULT MALES (Includes Jail Bed Count and Contracted Beds)	23,608	986	354	211	907	92
TOTAL FOR ADULT MALES IDOC FACILITIES ONLY	23,290	975	339	211	907	91
GRAND TOTAL FOR ALL ADULT FEMALES (Includes Jail Bed Count and Contracted Beds)	2,416	239	43	9	0	1
TOTAL FOR ADULT FEMALES IDOC FACILITIES ONLY	2,360	168	43	9	0	1
TOTAL FOR JUVENILE MALES	354	267	0	22	0	14
TOTAL FOR JUVENILE FEMALES	40	17	0	4	0	1
GRAND TOTAL FOR THE DEPARTMENT (Includes Jail Bed Count and Contracted Beds)	26,418	1,509	397	246	907	108
GRAND TOTAL FOR THE DEPARTMENT (Excludes Jail Bed Count and Contracted Beds)	26,044	1,427	382	246	907	107

Sources: Planning Division Facility Body Count Report
 Planning Division Juvenile Daily Count Report
 OIS - Jail Bed Count
 Operational Support Services - Vacancy Report

Indiana Department of Correction
Table 2
Operational Capacity Compared to Population, by Facility
January 1, 2018

Minimum Security - Adult MALE					
--------------------------------------	--	--	--	--	--

	November Operational Capacity	December Operational Capacity	December Adjusted Operational Capacity*	December Ending Count	Percent +/- Capacity
Chain O'Lakes	129	129	129	122	-5%
Edinburgh	344	344	344	310	-10%
Miami - MCA	204	204	204	189	-7%
New Castle - NCA	204	204	204	173	-15%
Pendleton - IRO	220	220	219	195	-11%
Westville - WCA	379	379	365	340	-7%
Wabash Valley - WVA	198	198	198	150	-24%
Total	1,678	1,678	1,663	1,479	-11%

Re-Entry & Work Release - Adult MALE					
---	--	--	--	--	--

Bartholomew Co. Re-Entry	10	10	10	10	0%
Chain O'Lakes Re-Entry	7	7	7	7	0%
Duvall Center Re-Entry	40	40	40	34	-15%
Lake Co. Re-Entry	10	10	10	5	-50%
South Bend Re-Entry	172	172	171	153	-11%
VOA/Hope Hall Re-Entry	20	20	20	20	0%
Starke Co. PI - TC	<u>48</u>	<u>48</u>	32	32	<u>0%</u>
Total	307	307	290	261	-10%

Medium Security - Adult MALE					
-------------------------------------	--	--	--	--	--

Branchville	1,485	1,485	1394	1,299	-7%
Correctional Industrial	1,449	1,449	1438	1,429	-1%
Indiana State Prison ISO	385	385	382	255	-33%
Plainfield	1,696	1,696	1532	1,496	-2%
Putnamville	2,510	2,510	2171	2,007	-8%
Heritage Trail	868	868	863	845	-2%
Westville	2,941	2,941	2496	2,455	-2%
New Castle	<u>2,431</u>	<u>2,431</u>	2395	2,348	<u>-2%</u>
Total	13,765	13,765	12,671	12,134	-4%

Table 2 (Cont.)

Maximum Security - Adult MALE					
	November Operational Capacity	December Operational Capacity	December Adjusted Operational Capacity*	December Ending Count	Percent +/- Capacity
Miami	2,984	2984	2967	2,947	-1%
Indiana State Prison	2,067	2067	1999	1,932	-3%
Pendleton	1,353	1353	1320	1,316	0%
Pendleton Treatment Unit	298	298	186	186	0%
ISR Secure Housing Unit	69	69	63	63	0%
Reception Diag. Center	695	695	667	540	-19%
New Castle Annex	486	486	464	455	-2%
New Castle Mental Health	128	128	117	117	0%
WCU Secure Housing Unit	110	110	107	107	0%
Wabash Valley	1,785	1785	1699	1,690	-1%
WVS Secure Housing Unit	<u>216</u>	<u>216</u>	164	164	<u>0%</u>
Total	10,191	10,191	9,753	9,517	-2%

Minimum Security & Re-Entry - Adult FEMALE					
Madison	662	662	662	539	-19%
Crane House	45	45	58	35	-40%
Jefferson Co. Re-Entry	58	58	45	20	-56%
Bartholomew Co. Re-Entry	10	10	10	0	-100%
Lake Co. Re-Entry	10	10	10	0	-100%
VOA/Evansville/Female	<u>5</u>	<u>5</u>	5	2	<u>-60%</u>
Total	790	790	790	596	-25%

Medium Security - Adult FEMALE					
Rockville	<u>1,117</u>	<u>1,117</u>	<u>1081</u>	1,060	-2%
Total	1,117	1,117	1,081	1,060	-2%

Maximum Security - Adult FEMALE					
Women's Prison	631	631	614	594	-3%
Rockville Intake	<u>136</u>	<u>136</u>	136	132	-3%
Total	767	767	750	726	-3%

JAIL BED COUNT**					
Adult Male	274	217	217	217	0%
Adult Female	<u>49</u>	<u>34</u>	<u>34</u>	<u>34</u>	<u>0%</u>
Total	323	251	251	251	0%

JUVENILE OFFENDERS					
	Juvenile Male				
Logansport Juvenile Intake/Diagnostic Facility	92	92	87	33	-62%
North Central Juvenile Correctional Facility	174	174	174	133	-24%
Pendleton Juvenile Correctional Facility	<u>391</u>	<u>391</u>	360	188	<u>-48%</u>
Total	657	657	718	354	-51%

Table 2 (Cont.)

Juvenile Female

	November Operational Capacity	December Operational Capacity	December Adjusted Operational Capacity*	December Ending Count	Percent +/- Capacity
LaPorte Juvenile Correctional Facility	62	62	57	40	-30%

TOTALS

	November Operational Capacity	December Operational Capacity	December Adjusted Operational Capacity*	December Ending Count	Percent +/- Capacity
GRAND TOTAL FOR ALL ADULT MALES (Includes Jail Bed Count and Contracted Beds)	26,215	26,158	24,594	23,608	-4%
TOTAL FOR ADULT MALES IDOC FACILITIES ONLY	25,813	25,813	24,265	23,290	-4%
GRAND TOTAL FOR ALL ADULT FEMALES (Includes Jail Bed Count and Contracted Beds)	2,723	2,708	2,655	2,416	-9%
TOTAL FOR ADULT FEMALES IDOC FACILITIES ONLY	2,604	2,604	2,538	2,345	-8%
TOTAL FOR JUVENILE MALES	657	657	718	354	-51%
TOTAL FOR JUVENILE FEMALES	62	62	57	40	-30%
GRAND TOTAL FOR THE DEPARTMENT (Includes Jail Bed Count** and Contracted Beds)	29,657	29,585	28,024	26,418	-6%
GRAND TOTAL FOR THE DEPARTMENT (Excludes Jail Bed Count and Contracted Beds)	29,136	29,136	27,578	26,029	-6%

*Adjusted Operational Capacity includes Intake Beds and excludes Down, Held, and Segregation/Infirmary, and Program/Treatment Hold Beds.

**Jail Bed Counts - IDOC offender Jail Bed holding is demand-based, therefore Jail Bed Percent Capacity is always 0%. Jail Bed Operational Capacity is determined by each county's availability and fluctuates from month to month.

Sources: Planning Division Facility Body Count Report
 Planning Division Juvenile Daily Count Report
 OIS - Jail Bed Count
 Operational Support Services - Vacancy Report

Indiana Department of Correction
Table 3
Facility Population on the First Day of Each Month
(Excludes County Jail "Back-ups" & Contracted Beds)

<u>2017</u>	<u>Adult Male</u>	<u>Adult Female</u>	<u>Juvenile Male</u>	<u>Juvenile Female</u>	<u>Total</u>
January	22,939	2,106	364	45	25,454
February	22,847	2,132	359	39	25,377
March	22,893	2,142	352	38	25,425
April	23,034	2,150	368	37	25,589
May	22,982	2,164	385	35	25,566
June	23,001	2,207	378	36	25,622
July	23,056	2,216	402	38	25,712
August	23,101	2,224	391	36	25,752
September	23,231	2,292	385	35	25,943
October	23,379	2,305	382	36	26,102
November	23,290	2,331	357	33	26,011
December	23,583	2,315	369	38	26,305
<u>2018</u>	<u>Adult Male</u>	<u>Adult Female</u>	<u>Juvenile Male</u>	<u>Juvenile Female</u>	<u>Total</u>
January	23,290	2,345	354	40	26,029

Source: Research Division Juvenile Daily Count Report

Indiana Department of Correction
Table 4
Parole Caseload on January 01, 2018

<u>Parole District</u>	Indiana Parolees		Other Jurisdiction		<u>Total</u>
	<u>Adult Male</u>	<u>Adult Female</u>	<u>Adult Male</u>	<u>Adult Female</u>	
<i>Interstate Compact (PD0)*</i>	446	54	482	62	<i>1,044</i>
			<u>District Supervision Breakdown as follows:</u>		
Re-Entry Parole (PD1)	363	52	26	3	<i>444</i>
Fort Wayne (PD2)	711	72	40	4	<i>827</i>
Indianapolis (PD3)	1378	134	78	5	<i>1,595</i>
Evansville (P4A)	454	25	38	8	<i>525</i>
Terre Haute (P4B)	506	52	31	5	<i>594</i>
Bloomington (PD5)	342	48	30	4	<i>424</i>
Gary (PD6)	550	41	74	11	<i>676</i>
New Castle (PD7)	595	83	38	4	<i>720</i>
South Bend (PD8)	745	72	80	6	<i>903</i>
Madison (PD9)	308	53	47	12	<i>420</i>
Total	6,398	686	482	62	7,628

Total Parole Population on the First Day of Each Month

<u>Calendar Year 2018</u>	Indiana Parolees		Other Jurisdiction		<u>Total</u>
	<u>Adult Male</u>	<u>Adult Female</u>	<u>Adult Male</u>	<u>Adult Female</u>	
January	6,398	686	482	62	7,628

* Includes Indiana parolees who are serving their parole in another state, as well as offenders from other States being supervised in Indiana (Interstate Compact)



Adult Offender Statistics



Indiana Department of Correction
Table 5
Monthly Admissions and Releases- Adult Offenders
(Includes County Jail "Back-ups" & Contracted Beds)
December 2017

Admissions	Male	Female	Total
New Commitments	323	61	384
Parole Violators - New Commits	30	1	31
Parole Violators - Technical	141	18	159
Unsentenced (Safekeepers)	7	0	7
Return from Esc - Sec/NonSec Facility	0	0	0
Return from Escape - Non-Secure Facility	0	0	0
Return from Escape - CTP Absconds	0	0	0
Court Supervision Violators - New Commits	92	15	107
Court Supervision Violators - Technical	116	39	155
Return from CTP - New Commits	0	0	0
Return from CTP - Technical	15	1	16
Unknown (Missing Data)	0	0	0
Total Admissions	724	135	859

Releases	Male	Female	Total
Parole	427	59	486
Probation	235	46	281
Escape Secure Facility	0	0	0
Walk-Away - Non-Secure Facility	1	0	1
Discharged	68	12	80
Unsentenced Discharged	2	0	2
Other (i.e. Death)	5	0	5
Community Transition Program (CTP)	105	14	119
CTP Absconds	1	0	1
Unknown (Missing Data)	0	0	0
Total Releases	844	131	975

Of the 323 new commitments of male felons, 180 (55.7%) had a prior commitment.

Of the 61 new commitments of female felons, 19 (31.1%) had a prior commitment.

Effective July 1, 1998, misdemeanants are to be committed to DOC only under special circumstances (IC 11-12-6)

Sources: SAS-prsadm8.pgm, SAS - prisrel8.pgm

Indiana Department of Correction
Table 6
New Admissions by County of Commitment - Adult Offenders

December 2017														December 2017													
County	Murder	FA	FB	FC	Felon Level							Other*	Total	County	Murder	FA	FB	FC	Felon Level							Other*	Total
					FD	F1	F2	F3	F4	F5	F6								FD	F1	F2	F3	F4	F5	F6		
Adams	0	0	0	1	0	0	0	0	1	1	1	0	4	Madison	0	0	3	4	3	1	1	5	2	12	6	0	37
Allen	0	0	2	2	1	2	0	2	2	6	5	0	22	Marion	2	1	16	4	1	5	12	12	25	41	7	0	126
Bartholomew	0	0	1	0	1	0	0	1	2	2	1	0	8	Marshall	1	1	0	0	0	1	0	1	0	1	1	0	6
Benton	0	0	0	0	0	0	0	0	0	0	2	0	2	Martin	0	0	0	0	0	0	0	0	0	0	0	0	0
Blackford	0	0	0	0	0	0	0	0	0	0	0	0	0	Miami	0	0	0	0	0	0	0	0	0	0	0	0	0
Boone	0	0	0	1	0	0	0	1	0	2	2	0	6	Monroe	0	0	2	2	1	0	0	2	1	2	4	0	14
Brown	0	0	1	0	0	0	0	0	0	0	0	0	1	Montgomery	0	0	0	0	0	0	0	0	1	1	3	0	5
Carroll	0	0	0	0	0	0	0	0	0	4	0	0	4	Morgan	0	0	0	1	0	0	0	0	0	2	0	0	3
Cass	0	0	1	0	0	0	0	0	1	2	1	0	5	Newton	0	0	0	0	0	0	0	0	0	0	1	0	1
Clark	0	0	0	0	1	0	0	0	0	1	0	0	2	Noble	0	0	0	0	0	0	0	0	2	8	0	0	10
Clay	0	0	0	0	0	0	0	1	0	1	0	0	2	Ohio	0	0	0	0	0	0	0	0	0	0	0	0	0
Clinton	0	0	3	1	0	1	0	1	0	1	4	0	11	Orange	0	0	1	3	1	0	0	1	0	2	0	0	8
Crawford	0	0	0	0	0	0	0	0	0	0	0	0	0	Owen	0	0	1	0	0	0	0	1	0	0	0	0	2
Daviess	0	0	0	0	0	0	0	1	0	2	0	0	3	Parke	0	0	0	0	0	0	0	0	0	0	0	0	0
Dearborn	0	0	0	1	0	0	0	0	1	3	0	0	5	Perry	0	0	0	0	0	0	0	0	0	1	1	0	2
Decatur	0	0	1	1	0	0	0	2	0	2	0	0	6	Pike	0	0	0	0	0	0	0	0	0	0	0	0	0
DeKalb	0	0	0	0	0	0	0	0	0	1	0	0	1	Porter	0	0	1	0	0	0	0	0	0	0	0	0	1
Delaware	1	0	1	2	1	1	0	2	0	0	2	0	10	Posey	0	0	0	0	0	1	0	0	1	1	0	0	3
Dubois	0	0	0	0	1	0	0	0	1	0	0	0	2	Pulaski	0	0	0	0	0	0	0	0	0	0	0	0	0
Elkhart	0	6	4	4	4	1	2	2	2	3	7	0	35	Putnam	0	0	0	0	0	0	0	0	0	0	0	0	0
Fayette	0	0	0	1	0	0	0	1	0	4	0	0	6	Randolph	0	0	0	0	0	0	0	0	0	1	0	0	1
Floyd	0	1	0	0	0	0	0	0	0	0	0	0	1	Ripley	0	0	1	0	0	0	0	0	0	0	2	0	3
Fountain	0	0	0	0	0	0	0	0	1	2	0	0	3	Rush	0	0	0	0	0	0	0	0	0	1	0	0	1
Franklin	0	0	0	0	0	0	1	0	1	1	2	0	5	St. Joseph	0	0	2	2	0	0	0	2	4	7	0	0	17
Fulton	0	0	0	0	1	0	0	0	0	0	0	0	1	Scott	0	0	0	0	1	0	0	1	1	3	2	0	8
Gibson	1	0	0	0	0	0	0	1	1	2	1	0	6	Shelby	0	0	2	0	0	0	0	0	1	2	1	0	6
Grant	0	0	1	0	0	2	0	0	1	4	0	0	8	Spencer	0	0	0	0	0	0	0	0	0	0	0	0	0
Greene	0	0	1	0	0	0	0	1	1	0	0	0	3	Starke	0	0	0	0	0	0	0	0	0	0	0	0	0
Hamilton	0	0	2	1	0	0	0	0	0	3	1	0	7	Steuben	0	0	0	0	0	0	0	2	0	0	1	0	3
Hancock	0	0	0	1	0	0	0	0	1	3	0	0	5	Sullivan	0	0	0	0	0	0	0	1	1	0	0	0	2
Harrison	0	0	0	0	0	0	0	0	0	0	0	0	0	Switzerland	0	0	0	0	0	0	0	0	0	0	0	0	0
Hendricks	0	0	0	0	0	0	1	0	3	2	1	0	7	Tippecanoe	0	1	2	1	0	1	1	2	4	6	4	0	22
Henry	0	0	2	0	0	0	0	0	0	2	1	0	5	Tipton	0	0	0	0	0	0	0	0	0	0	1	0	1
Howard	0	0	4	0	2	0	0	5	2	6	0	0	19	Union	0	0	0	1	0	0	0	0	0	0	0	0	1
Huntington	0	0	0	0	0	0	0	0	2	1	0	0	3	Vanderburgh	0	0	1	1	0	1	3	5	4	12	6	0	33
Jackson	0	0	2	0	0	0	0	1	1	3	2	0	9	Vermillion	0	0	0	0	0	0	0	0	1	0	0	0	1
Jasper	0	0	0	0	0	0	0	1	0	0	0	0	1	Vigo	0	1	1	1	0	0	2	2	2	3	2	0	14
Jay	0	0	2	0	0	0	0	0	0	1	0	0	3	Wabash	0	0	1	0	0	0	0	0	1	4	1	0	7
Jefferson	0	0	0	0	0	0	1	0	1	0	2	1	5	Warren	0	0	0	0	0	0	0	0	1	0	0	0	1
Jennings	0	0	0	0	0	0	0	0	0	1	0	0	1	Warrick	0	0	0	0	0	0	0	0	0	1	0	0	1
Johnson	0	0	1	0	1	0	0	2	5	2	4	0	15	Washington	1	0	0	0	0	0	0	0	0	1	0	0	2
Knox	0	0	1	0	0	0	0	0	1	0	0	0	2	Wayne	0	0	0	0	0	0	2	2	4	1	0	0	9
Kosciusko	0	0	0	0	0	0	0	0	2	4	1	0	7	Wells	0	0	1	0	0	0	0	0	0	2	2	0	5
LaGrange	0	0	0	0	0	0	1	1	0	0	0	0	2	White	0	0	0	0	0	0	0	0	0	1	0	0	1
Lake	0	1	0	0	1	1	0	5	2	5	2	0	17	Whitley	0	0	0	0	0	0	1	1	3	0	0	0	5
LaPorte	0	0	2	0	0	0	0	3	2	1	0	0	8	Unknown	0	0	0	0	0	0	0	0	0	0	0	0	0
Lawrence	0	0	0	0	0	0	1	1	3	1	0	0	6	Totals	6	12	67	36	20	19	24	75	93	204	89	1	646

Data based on Most Serious Offense and includes only New- and Rec commitments.

Parole violators are not included.

**Other* may include missing, habitual offense, contempt of court, or misdemeanor.

***Unknown* represents offenders who were sentenced to DOC, but County of Commitment data was unavailable.

Source: Prsadm7.pgm

**Indiana Department of Correction
Table 7**

Release Type by County of Commitment - Adult Offenders

December 2017

County	Release Type				Total	County	Release Type				Total
	Parole	Probation	Discharged	CTP			Parole	Probation	Discharged	CTP	
Adams	4	0	1	0	5	Madison	14	8	2	9	33
Allen	23	14	5	12	54	Marion	156	47	18	15	236
Bartholomew	5	1	3	4	13	Marshall	2	2	2	0	6
Benton	0	0	0	0	0	Martin	2	0	1	1	4
Blackford	1	0	0	1	2	Miami	1	0	0	0	1
Boone	4	5	0	0	9	Monroe	8	3	0	1	12
Brown	0	2	0	0	2	Montgomery	4	1	0	4	9
Carroll	0	0	0	0	0	Morgan	6	1	0	0	7
Cass	0	2	0	2	4	Newton	2	1	0	0	3
Clark	6	1	0	1	8	Noble	4	5	0	0	9
Clay	0	2	0	0	2	Ohio	1	0	2	0	3
Clinton	3	5	2	3	13	Orange	2	5	0	0	7
Crawford	1	0	0	0	1	Owen	3	1	0	0	4
Daviess	1	0	0	1	2	Parke	0	2	0	0	2
Dearborn	4	11	1	0	16	Perry	2	0	0	0	2
Decatur	3	2	0	1	6	Pike	1	3	0	0	4
DeKalb	1	2	0	0	3	Porter	2	1	0	0	3
Delaware	4	4	1	0	9	Posey	1	2	0	0	3
Dubois	2	2	0	0	4	Pulaski	1	0	0	0	1
Elkhart	11	19	3	6	39	Putnam	3	0	0	0	3
Fayette	6	2	2	3	13	Randolph	1	2	0	0	3
Floyd	3	1	0	0	4	Ripley	4	1	1	0	6
Fountain	2	0	0	0	2	Rush	0	2	0	1	3
Franklin	2	1	2	0	5	St. Joseph	9	6	2	3	20
Fulton	3	0	0	0	3	Scott	4	4	1	0	9
Gibson	0	2	1	0	3	Shelby	4	5	1	1	11
Grant	5	9	3	3	20	Spencer	0	0	0	0	0
Greene	4	1	0	1	6	Starke	1	0	0	1	2
Hamilton	9	1	3	0	13	Steuben	3	1	0	4	8
Hancock	6	1	0	0	7	Sullivan	0	0	0	0	0
Harrison	0	3	1	0	4	Switzerland	0	1	0	0	1
Hendricks	6	1	2	0	9	Tippecanoe	12	6	0	2	20
Henry	2	2	1	2	7	Tipton	0	0	0	0	0
Howard	4	11	2	1	18	Union	0	0	0	0	0
Huntington	4	6	1	2	13	Vanderburgh	29	3	3	6	41
Jackson	8	3	1	0	12	Vermillion	0	0	0	1	1
Jasper	2	0	0	0	2	Vigo	3	7	0	4	14
Jay	3	4	2	1	10	Wabash	4	1	2	0	7
Jefferson	3	2	0	3	8	Warren	0	1	0	0	1
Jennings	3	1	1	0	5	Warrick	0	0	0	0	0
Johnson	9	6	1	1	17	Washington	1	2	1	0	4
Knox	1	0	0	1	2	Wayne	7	7	1	4	19
Kosciusko	3	3	0	0	6	Wells	1	3	1	2	7
LaGrange	2	3	0	0	5	White	1	1	0	0	2
Lake	17	4	3	6	30	Whitley	1	1	0	1	3
LaPorte	3	6	0	0	9	Unknown	0	0	2	0	2
Lawrence	3	0	0	4	7	Totals	486	281	82	119	968

This data excludes Temporary Moves, Safekeepers, Predispositions, Escapes, Deaths, releases from CTP and releases from Out of State Parole.

*"Unknown" represents offenders who were sentenced to DOC, but County of Commitment data was unavailable.

Source: prisrel7.pgm

Indiana Department of Correction
Table 8
The Number of Department of Correction Offenders
Held in County Jails*
January 01 , 2018

<u>County</u>	<u>Adult Male</u>	<u>Adult Female</u>	<u>County</u>	<u>Adult Male</u>	<u>Adult Female</u>	<u>County</u>	<u>Adult Male</u>	<u>Adult Female</u>
Adams	0	0	Hendricks	5	0	Pike	0	0
Allen	11	2	Henry**	0	0	Porter	2	0
Bartholomew	1	0	Howard	5	0	Posey	0	0
Benton	0	0	Huntington	0	0	Pulaski**	0	0
Blackford**	0	0	Jackson	0	0	Putnam**	1	0
Boone	0	0	Jasper	0	0	Randolph	0	0
Brown	0	0	Jay	2	0	Ripley	1	0
Carroll	0	0	Jefferson	1	0	Rush	0	0
Cass	3	2	Jennings	2	1	St. Joseph	17	0
Clark	2	1	Johnson	1	0	Scott	0	0
Clay	1	0	Knox**	1	0	Shelby	4	1
Clinton	2	1	Kosciusko	6	2	Spencer**	0	0
Crawford**	0	0	LaGrange	0	0	Starke	1	0
Daviess	0	0	Lake	21	1	Steuben	2	0
Dearborn	2	1	LaPorte	2	0	Sullivan	0	0
Decatur	0	0	Lawrence	0	0	Switzerland	1	0
DeKalb	0	0	Madison	6	1	Tippecanoe	0	0
Delaware	2	0	Marion	23	2	Tipton	0	0
Dubois	0	0	Marshall	0	0	Union	0	0
Elkhart	10	6	Martin	8	0	Vanderburgh	23	2
Fayette	0	0	Miami	2	0	Vermillion	0	2
Floyd	0	0	Monroe	1	0	Vigo	4	0
Fountain	0	0	Montgomery	0	0	Wabash	0	0
Franklin	1	2	Morgan	3	0	Warren	0	0
Fulton	0	0	Newton	0	0	Warrick	1	0
Gibson	1	0	Noble	3	0	Washington	1	0
Grant	4	0	Ohio	0	0	Wayne	13	0
Greene	0	0	Orange**	4	0	Wells**	3	4
Hamilton	3	1	Owen	1	0	White	0	0
Hancock	1	0	Parke	1	1	Whitley	0	1
Harrison**	1	0	Perry	0	0	Total	217	34

* Data is based on known frequencies reported by the counties; some county data may be missing

** County Jail Substance Abuse Programs

Source: Offender Movement□

Indiana Department of Correction
Table 9
Community Transition Program
Average Daily Populations

<u>Month</u>	<u>2013</u>	<u>2014</u>	<u>2015</u>	<u>2016</u>	<u>2017</u>
January	493	521	457	518	465
February	475	511	442	480	475
March	511	492	468	492	475
April	510	470	529	518	481
May	509	496	549	499	487
June	522	504	539	469	481
July	533	494	539	491	445
August	495	475	559	496	421
September	513	479	538	509	400
October	527	484	564	478	385
November	558	482	528	470	389
December	<u>544</u>	<u>475</u>	<u>522</u>	<u>461</u>	<u>372</u>
YEARLY AVERAGE	516	490	519	490	440

Source: CTP Database and OIS Warmbody

Indiana Department Of Correction
Table 10
Community Transition Program
December 2017 Release Information (Felony Level A-D)

Total number of offenders eligible to be released =		300
Felony A and B total =	217	
Felony C total =	72	
Felony D total =	8	
Murder =	3	
Total number of offenders transitioned to counties for CTP =		71
By default (lack of response from judge)		
Felony A or B =	0	
Felony C =	9	
Felony D =	2	
By approval by court order from judge		
Felony A or B =	49	
Felony C =	10	
Felony D =	1	
Murder =	0	
Total number of offenders transitioned to counties then returned to DOC due to refusal (court ordered denial upon receipt of offender) =		0
Total number of court ordered denials =		157
Felony A or B =	104	
Felony C =	46	
Felony D =	4	
Murder =	3	
Total number of Felony A or B, or Murder denials by default (no response from judge) =		49
Total number of offenders who became ineligible after eligibility determined but prior to CTP commencement date (reasons include change in Earliest Possible Release Date, change in warrant status, released to probation or to parole, other miscellaneous) =		23
Felony A or B =	15	
Felony C =	7	
Felony D =	1	
Murder =	0	

Indiana Department Of Correction
Table 10
Community Transition Program
December 2017 Release Information (Felony Level 1-6)

Total number of offenders eligible to be released =		189
Felony 1 and 2 total =	3	
Felony 3 and 4 total =	55	
Felony 5 and 6 total =	131	
Total number of offenders transitioned to counties for CTP =		57
By default (lack of response from judge)		
Felony 1 and 2 total	0	
Felony 3 and 4 total	0	
Felony 5 and 6 total	12	
By approval by court order from judge		
Felony 1 and 2 total	0	
Felony 3 and 4 total	14	
Felony 5 and 6 total	31	
Total number of offenders transitioned to counties then returned to DOC due to refusal (court ordered denial upon receipt of offender) =		0
Total number of court ordered denials =		106
Felony 1 and 2 total =	3	
Felony 3 and 4 total =	27	
Felony 5 and 6 total =	76	
Total number of Felony 1 or 2 denials by default (no response from judge) =		0
Total number of offenders who became ineligible after eligibility determined but prior to CTP commencement date (reasons include change in Earliest Possible Release Date, change in warrant status, released to probation or to parole, other miscellaneous) =		20
Felony 1 and 2 total =	0	
Felony 3 and 4 total =	8	
Felony 5 and 6 total =	12	

Indiana Department of Correction
Table 11
Total Number of Felony Offenses
Committed to the Indiana Department of Correction

December 2017

Felony Level	Primary Offense	Secondary Offense	Dec-17		This Calendar Year	
			SEX		SEX	
			F	M	F	M
Murder	Murder (35-42-1-1)		-	6	5	93
		Firearm Enhancement (35-50-2-11)	-	-	-	2
Murder Total			-	6	5	95

Felony Level	Primary Offense	Secondary Offense	Dec-17		This Calendar Year	
			SEX		SEX	
			F	M	F	M
A Felony	Arson (35-43-1-1)		1	1	1	2
	Burglary (35-43-2-1)		-	1	-	3
	Child Molesting (35-42-4-3)		-	10	-	104
	Criminal Deviate Conduct (35-42-4-2)		-	-	-	3
	Dealing Cocaine or Narcotic Drug (35-48-4-1)		1	7	5	43
	Dealing Methamphetamine (35-48-4-1.1)		-	-	4	17
	Dealing Sched I, II, or III Cntrl'd Sub (35-48-4-2)		-	-	5	8
	Kidnapping (35-42-3-2)		-	-	-	1
	Neglect of a Dependent/Death (35-46-1-4)		-	1	-	2
	Possession of Cocaine or Narcotic Drug (35-48-4-6)		-	-	-	2
	Rape (35-42-4-1)		-	-	-	5
	Robbery (35-42-5-1)		-	1	1	15
	Voluntary Manslaughter (35-42-1-3)		-	-	1	5
A Felony Total			2	21	17	210

Felony Level	Primary Offense	Secondary Offense	Dec-17		This Calendar Year	
			SEX		SEX	
			F	M	F	M
B Felony	Accident/Failure to Stop-Serious Inj/Death (9-26-1-8)		-	-	-	1
	Aggravated Battery (35-42-2-1.5)		-	2	3	24
	Arson (35-43-1-1)		-	2	2	13
	Battery (35-42-2-1)		1	1	1	6
	Battery by Bodily Waste (35-42-2-6)		-	-	-	2
	Burglary (35-43-2-1)		5	19	35	284
	Carjacking (35-42-5-2)		-	1	-	8
	Child Molesting (35-42-4-3)		1	5	2	52
	Criminal Confinement (35-42-3-3)		-	1	-	12
	Criminal Deviate Conduct (35-42-4-2)		-	4	-	10
	Dealing Cocaine or Narcotic Drug (35-48-4-1)		5	16	33	171
	Dealing Methamphetamine (35-48-4-1.1)		3	9	38	145
	Dealing Sched I, II, or III Cntrl'd Sub (35-48-4-2)		3	8	39	94
	Dealing Sched IV Cntrl'd Sub (35-48-4-3)		-	-	1	4
	Disarm Law Enforcement Officer (35-44-3-3.5b)		-	-	-	1
	Fail to Stop Accident w/Injury (9-26-1-1)		-	-	-	3
	Felon in Possession of a Firearm (35-47-4-5)		-	5	1	52
	Feticide (35-42-1-6)		-	1	-	1
	Human Sexual Trafficking (35-42-3.5)		1	-	1	-
	Incest (35-46-1-3)		-	3	1	6
	Neglect of a Dependent (35-46-1-4)		-	-	3	1
	Operating Vehicle Intoxicated/Death (9-30-5-5)		-	1	1	4
	Possession Methamphetamine (35-48-4-6.1)		2	1	6	8
	Possession of Cocaine or Narcotic Drug (35-48-4-6)		-	2	8	9
	Prisoner Poss. Dang Device/Material (35-44-3-9.5)		-	-	-	1
	Rape (35-42-4-1)		-	-	-	11
	Robbery (35-42-5-1)		1	7	7	125
	Security Fraud (23-19-5-1)		-	-	-	1
	Sexual Misconduct with a Minor (35-42-4-9)		1	5	1	43
	Stalking (35-45-10-5)		-	-	-	1
	Vicarious Sexual Gratification (35-42-4-5)		-	-	-	1
	Voluntary Manslaughter (35-42-1-3)		-	-	-	1
B Felony Total			23	93	183	1095

Felony Level	Primary Offense	Secondary Offense	Dec-17		This Calendar Year	
			SEX		SEX	
			F	M	F	M
C Felony	Arson (35-43-1-1)		-	-	1	1
	Assisting a Criminal (35-44-3-2)		2	1	3	4
	Attempt to Commit a Felony (35-41-5-1)	Child Molesting (35-42-4-3)	-	-	-	1
	Auto Theft, Receiving Stolen Parts (35-43-4-2.5)		-	1	-	2
	Battery (35-42-2-1)		-	7	6	79
	Battery by Bodily Waste (35-42-2-6)		-	-	1	-
	Bribery (35-44-1-1)		-	2	-	3
	Burglary (35-43-2-1)		3	16	16	134

Felony Level	Primary Offense	Secondary Offense	Dec-17		This Calendar Year	
			SEX		SEX	
			F	M	F	M
C Felony	Carrying Handgun w/o License (35-47-2-23)		-	2	-	8
(cont'd)	Child Exploitation (35-42-4-4)		-	1	-	7
	Child Molesting (35-42-4-3)		1	7	2	72
	Child Seduction (35-42-4-7)		-	-	1	-
	Child Solicitation (35-42-4-6)		-	-	-	2
	Contribute to Delinquency (35-46-1-8)		-	-	-	2
	Controlled Substance Registration (35-48-4-14)		1	-	2	1
	Corrupt Business Influence (35-45-6-2)		-	-	5	10
	Criminal Confinement (35-42-3-3)		-	-	-	9
	Criminal Recklessness (35-42-2-2)		-	1	-	7
	Dealing Marijuana, Hash Oil, or Hashish (35-48-4-10)		-	2	-	6
	Dealing Sched IV Controlled Substance (35-48-4-3)		-	-	2	2
	Dealing/Poss. Look-Alike Subs (35-48-4-4.6)		-	-	1	2
	Disarm/Attempt to Disarm an Officer (35-44.1-3-2)		-	-	-	1
	Driving After Forfeiture (9-12-3-2)		-	-	-	1
	Escape/Failure to Return (35-44-3-5)		-	1	2	4
	Failure to Register as a Sex Offender (11-8-8-17)		-	1	-	8
	Firearm w/in One Mile of School (35-47-2-1)		-	2	-	14
	Forgery (35-43-5-2)		2	9	64	95
	Fraud on Financial Institution (35-43-5-8)		5	-	12	9
	Handgun Violation (35-47-2-7)		-	-	1	8
	Incest (35-46-1-3)		-	2	1	2
	Intimidation (35-45-2-1)		-	2	1	23
	Involuntary Manslaughter (35-42-1-4)		-	-	-	1
	Neglect of a Dependent (35-46-1-4)		2	2	9	13
	Non-Support of Dependent Child (35-46-1-5)		-	8	5	69
	Obliterating Handgun I.D. (35-47-2-18)		-	-	-	3
	Obtain Legend Drug by Fraud/Prior Conv (16-42-19-16)		-	-	5	-
	Operating Vehicle Intoxicated/Death (9-30-5-3(B))		-	1	-	1
	Operating Vehicle Intoxicated/Death (9-30-5-5)		-	1	-	2
	Operating Vehicle Intoxicated/Injury (9-30-5-4)		-	-	-	3
	Operating Vehicle w/Lifetime Suspension (9-30-10-17)		-	8	3	47
	Operating Vehicle-Habitual Violation (9-30-10-16)		-	-	-	1
	Possession Methamphetamine (35-48-4-6.1)		-	-	2	10
	Possession of Cocaine or Narcotic Drug (35-48-4-6)		2	4	4	29
	Possession of Controlled Substance (35-48-4-7)		-	-	3	9
	Possession of Precursors (35-48-4-14.5)		-	-	1	7
	Promoting Prostitution (35-45-4-4)		-	-	-	3
	Reckless Homicide (35-42-1-5)		-	-	4	7
	Robbery (35-42-5-1)		-	4	7	33
	Security Fraud (23-19-5-1)		-	-	-	4
	Security Sale Fraud (23-2-6-3)		-	-	-	4
	Sexual Battery (35-42-4-8)		-	-	-	2
	Sexual Misconduct with a Minor (35-42-4-9)		-	2	1	35
	Stalking (35-45-10-5)		-	-	-	1
	Theft, Receiving Stolen Property (35-43-4-2)		-	-	7	5
	Trafficking with an Inmate (35-44-3-9)		1	-	4	2
	Welfare Fraud (35-43-5-7)		-	-	4	1
C Felony Total			19	87	180	809

Felony Level	Primary Offense	Secondary Offense	Dec-17		This Calendar Year	
			SEX		SEX	
			F	M	F	M
D Felony	Accident/Failure to Stop-Serious Inj/Death (9-26-1-8)		-	-	-	1
	Arson (35-43-1-1)		-	-	1	2
	Assisting a Criminal (35-44-3-2)		-	1	2	1
	Attempt to Commit a Felony (35-41-5-1)	Theft, Receiving Stolen Property (35-43-4-2)	-	-	-	2
	Auto Theft, Receiving Stolen Parts (35-43-4-2.5)		-	3	3	25
	Battery (35-42-2-1)		-	-	4	14
	Battery by Bodily Waste (35-42-2-6)		-	-	-	4
	Check Deception (35-43-5-5)		-	-	-	1
	Check Fraud (35-43-5-12)		-	-	3	12
	Child Exploitation (35-42-4-4)		-	-	-	2
	Child Seduction (35-42-4-7)		-	-	-	1
	Child Solicitation (35-42-4-6)		-	-	-	4
	Conspiracy (35-41-5-2)	Dealing Marijuana, Hash Oil, or Hashish (35-48-4-10)	-	1	-	1
	Controlled Substance Registration (35-48-4-14)		-	-	-	2
	Criminal Confinement (35-42-3-3)		-	-	-	6
	Criminal Gang Activity (35-45-9-3)		-	-	-	3
	Criminal Mischief (35-43-1-2)		-	-	-	1
	Criminal Recklessness (35-42-2-2)		-	1	-	23
	Cruelty to Animals (35-46-3-12)		-	-	-	3
	Cultivation of Marijuana (35-48-4-1)		-	-	-	1
	Dealing Counterfeit Substance (35-48-4-5)		-	-	-	2
	Dealing Marijuana, Hash Oil, or Hashish (35-48-4-10)		-	1	1	12
	Dealing Subs. Represent as Cntrld Subs. (35-48-4-4.5)		-	-	-	3
	Dissemination of Matter Harmful to Minor (35-49-3-3)		-	-	-	4
	Domestic Battery (35-42-2-1.3)		-	2	-	16

Felony Level	Primary Offense	Secondary Offense	Dec-17		This Calendar Year	
			SEX		SEX	
			F	M	F	M
D Felony	Driving While Intoxicated (9-11-2-3)		-	-	-	1
(cont'd)	Driving While Intoxicated/Injury (9-11-2-4)		-	-	-	2
	Driving While Suspended/Oper Veh HTV (9-30-10-16)		-	2	3	33
	Driving While Suspended/Restricted (9-12-3-1)		-	-	-	1
	Dump Controlled Substance Waste (38-48-4.1)		-	-	-	1
	Exploit Endangered Adult (35-46-1-12)		-	-	-	1
	Fail to Stop Accident w/Injury (9-26-1-1)		-	-	-	5
	Failure to Appear (35-44-3-6)		-	-	-	1
	Failure to Register as a Sex Offender (11-8-8-17)		-	1	-	5
	Failure to Return to Lawful Detention (35-44-3-5)		-	6	2	25
	Failure to Warn Comm Disease (35-42-1-9)		-	-	-	2
	Forgery, Counterfeit (35-43-5-2)		2	-	3	2
	Fraud (35-43-5-4)		1	-	9	17
	Home Improvement Fraud (35-43-6-12)		-	-	-	5
	Identity Deception (35-43-5-3.5)		-	-	4	4
	Intimidation (35-45-2-1)		-	2	-	12
	Invasion of Privacy (35-46-1-15.1)		-	-	1	1
	Maintaining a Common Nuisance (35-48-4-13)		2	1	13	23
	Neglect of a Dependent (35-46-1-4)		1	2	8	9
	Non-Support of a Child (35-46-1-5)		-	6	5	53
	Obstruction of Justice (35-44-3-4)		-	1	-	8
	Operating Vehicle Intox-Prior (9-30-5-3)		1	7	3	56
	Operating Vehicle Intoxicated-Contrlld Sub (9-30-5-1)		-	-	1	2
	Operating Vehicle Intoxicated-Endanger (9-30-5-2)		-	1	3	7
	Operating Vehicle Intoxicated-Serious Injury (9-30-5-4)		-	2	-	12
	Perjury (35-44-2-1)		-	-	2	2
	Pointing a Firearm (35-47-4-3)		-	-	-	5
	Poss. of Marijuana, Hash Oil, or Hashish (35-48-4-11)		-	-	3	22
	Possession - Syringe/Needle (16-42-19-18)		-	2	12	13
	Possession of Cocaine or Narcotic Drug (35-48-4-6)		1	2	17	27
	Possession of Controlled Substance (35-48-4-7)		3	4	17	54
	Possession of Methamp Subst Tax (6-7-3-11-B)		-	-	-	1
	Possession of Methamphetamine (35-48-4-6.1)		1	3	13	22
	Possession of Paraphernalia (35-48-4-8.3)		-	-	-	1
	Possession of Precursors (35-48-4-14.5)		-	-	9	21
	Possession/Use of Legend Drug (16-42-19-13)		-	-	-	4
	Prostitution (35-45-4-2)		-	-	2	-
	Residential Entry (35-43-2-1.5)		-	2	1	13
	Resisting Law Enforcement (35-44-3-3)		-	6	1	35
	Sexual Battery (35-42-4-8)		-	-	-	4
	Sexual Misconduct with a Minor (35-42-4-9)		-	-	-	2
	Strangulation (35-42-2-9)		-	4	-	19
	Synthetic ID Deception (35-43-5-3.8)		-	-	-	1
	Theft, Receiving Stolen Property (35-43-4-2)		11	22	96	249
	Unlawful Possesion of Smoking Instrument (16-42-19-17)		-	-	-	1
	Violation-1935 Firearms (35-47-5-4.1)		-	-	-	2
	Welfare Fraud (35-43-5-7)		-	-	1	2
D Felony Total			23	85	243	934

Felony Level	Primary Offense	Secondary Offense	Dec-17		This Calendar Year	
			SEX		SEX	
			F	M	F	M
Level 1 Felony	Aggravated Battery (35-42-2-1.5)		-	-	-	1
	Aiding, Inducing or Causing an Offense (35-41-2-4)	Burglary (35-43-2-1)	-	-	1	-
		Child Molesting (35-42-4-3)	-	-	3	-
	Attempt to Commit a Felony (35-41-5-1)	Child Molesting (35-42-4-3)	-	-	-	1
		Murder (35-42-1-1)	-	2	2	26
		Rape (35-42-4-1)	-	-	-	1
	Burglary (35-43-2-1)		-	-	-	9
	Child Molesting (35-42-4-3)		-	8	4	115
	Conspiracy (35-41-5-2)	Child Molesting (35-42-4-3)	-	-	2	1
		Murder (35-42-1-1)	-	-	1	1
	Neglect of a Dependent/Death (35-46-1-4)		-	-	7	10
	Rape (35-42-4-1)		-	2	-	15
Level 1 Felony Total			-	12	20	180

Felony Level	Primary Offense	Secondary Offense	Dec-17		This Calendar Year	
			SEX		SEX	
			F	M	F	M
Level 2 Felony	Aiding, Inducing or Causing an Offense (35-41-2-4)	Burglary (35-43-2-1)	-	-	1	1
		Dealing Methamphetamine (35-48-4-1.1)	-	-	-	1
		Robbery (35-42-5-1)	-	-	1	3
		Voluntary Manslaughter (35-42-1-3)	-	-	-	1
	Arson (35-43-1-1)		-	-	-	1
	Attempt to Commit a Felony (35-41-5-1)	Dealing Methamphetamine (35-48-4-1.1)	-	-	1	-
		Robbery (35-42-5-1)	-	-	-	4
		Voluntary Manslaughter (35-42-1-3)	-	-	-	1

Felony Level	Primary Offense	Secondary Offense	Dec-17		This Calendar Year		
			SEX		SEX		
			F	M	F	M	
Level 2 Felony (cont'd)	Battery (35-42-2-1)		1	-	1	1	
	Burglary (35-43-2-1)		-	1	2	57	
	Child Molesting (35-42-4-3)		-	-	-	2	
	Conspiracy (35-41-5-2)	Burglary (35-43-2-1)	-	-	-	5	
		Dealing Cocaine or Narcotic Drug (35-48-4-1)	-	-	1	2	
		Dealing Methamphetamine (35-48-4-1.1)	2	2	6	11	
		Robbery (35-42-5-1)	-	-	1	1	
	Dealing Cocaine or Narcotic Drug (35-48-4-1)		-	5	9	123	
	Dealing Methamphetamine (35-48-4-1.1)		-	7	30	128	
	Dealing Sched I, II, or III Cntrl'd Sub (35-48-4-2)		-	-	-	6	
	Kidnapping (35-42-3-2)		-	1	-	6	
	Possession - Destruct Device (35-47.5-5-2)		-	-	-	2	
	Robbery (35-42-5-1)		1	2	6	26	
	Voluntary Manslaughter (35-42-1-3)		1	3	4	21	
		Firearm Enhancement (35-50-2-11)	-	-	-	1	
	Level 2 Felony Total			5	21	63	404

Felony Level	Primary Offense	Secondary Offense	Dec-17		This Calendar Year		
			SEX		SEX		
			F	M	F	M	
Level 3 Felony (cont'd)	Accident/Failure to Stop-Serious Inj/Death (9-26-1-1.1)		-	2	3	13	
	Aggravated Battery (35-42-2-1.5)		-	3	8	85	
		Firearm Enhancement (35-50-2-11)	-	-	-	1	
	Aiding, Inducing or Causing an Offense (35-41-2-4)	Aggravated Battery (35-42-2-1.5)	-	-	-	1	
		Dealing Cocaine or Narcotic Drug (35-48-4-1)	-	1	-	2	
		Dealing Methamphetamine (35-48-4-1.1)	-	-	-	1	
		Neglect of a Dependent/Death (35-46-1-4)	-	-	1	-	
		Robbery (35-42-5-1)	-	-	1	8	
	Arson (35-43-1-1)		-	-	-	1	
	Attempt to Commit a Felony (35-41-5-1)	Aggravated Battery (35-42-2-1.5)	-	1	1	7	
		Rape (35-42-4-1)	-	-	-	2	
		Robbery (35-42-5-1)	-	2	6	26	
	Battery (35-42-2-1)		1	-	2	10	
	Burglary (35-43-2-1)		-	-	1	15	
	Child Molesting (35-42-4-3)		-	3	1	48	
	Conspiracy (35-41-5-2)	Aggravated Battery (35-42-2-1.5)	-	-	-	1	
		Criminal Confinement (35-42-3-3)	-	-	1	1	
		Dealing Cocaine or Narcotic Drug (35-48-4-1)	-	-	-	1	
		Dealing Methamphetamine (35-48-4-1.1)	-	1	1	2	
		Possession of Meth (35-48-4-6.1)	-	-	-	1	
		Robbery (35-42-5-1)	-	1	2	17	
	Criminal Confinement (35-42-3-3)		-	6	7	80	
	Dealing Cocaine or Narcotic Drug (35-48-4-1)		1	2	14	66	
	Dealing Methamphetamine (35-48-4-1.1)		-	7	17	61	
	Dealing Sched I, II, or III Cntrl'd Sub (35-48-4-2)		-	-	6	6	
	Dealing Sched IV Cntrl'd Sub (35-48-4-3)		-	-	1	4	
	Human Sexual Trafficking (35-42-3.5-1)		-	-	4	-	
	Kidnapping (35-42-3-2)		-	-	2	12	
	Neglect of a Dependent/Death (35-46-1-4)		1	1	13	10	
	Possession of Cocaine or Narcotic Drug (35-48-4-6)		-	2	2	19	
	Possession of Methamphetamine (35-48-4-6.1)		-	1	7	31	
	Rape (35-42-4-1)		-	4	1	41	
	Resisting Law Enforcement (35-44.1-3-1)		-	-	-	2	
	Robbery (35-42-5-1)		2	24	21	364	
		Firearm Enhancement (35-50-2-11)	-	-	-	1	
	Level 3 Felony Total			5	61	123	940

Felony Level	Primary Offense	Secondary Offense	Dec-17		This Calendar Year	
			SEX		SEX	
			F	M	F	M
Level 4 Felony	Accident/Failure to Stop-Serious Inj/Death (9-26-1-8)		-	-	-	1
	Aiding, Inducing or Causing an Offense (35-41-2-4)	Aiding/Robbery with Armed Force or Threat (35-41-2-4)	-	-	2	-
		Arson (35-43-1-1)	-	-	1	-
		Burglary (35-43-2-1)	-	-	1	5
		Child Molesting (35-42-4-3)	-	-	-	2
		Dealing Cocaine or Narcotic Drug (35-48-4-1)	-	-	-	2
		Dealing Methamphetamine (35-48-4-1.1)	-	-	3	1
		Sexual Misconduct with a Minor (35-42-4-9)	-	-	-	1
	Arson (35-43-1-1)		-	1	10	42
	Attempt to Commit a Felony (35-41-5-1)	Arson (35-43-1-1)	-	-	-	2
		Burglary (35-43-2-1)	-	-	2	5
		Child Molesting (35-42-4-3)	-	-	-	2
		Dealing Methamphetamine (35-48-4-1.1)	-	-	2	1
		Escape (35-44.1-3-4)	-	-	1	-
	Battery (35-42-2-1)		-	-	-	2
	Burglary (35-43-2-1)		5	32	67	411
	Child Exploitation (35-42-4-4)		-	-	-	1

Felony Level	Primary Offense	Secondary Offense	Dec-17		This Calendar Year		
			SEX		SEX		
			F	M	F	M	
Level 4 Felony (cont'd)	Child Molesting (35-42-4-3)		-	10	4	152	
	Child Solicitation (35-42-4-6)		-	1	-	9	
	Conspiracy (35-41-5-2)	Burglary (35-43-2-1)	-	-	1	7	
		Dealing Cocaine or Narcotic Drug (35-48-4-1)	-	-	2	3	
		Dealing Methamphetamine (35-48-4-1.1)	-	-	2	1	
		Dealing Sched IV Cntrlrd Sub (35-48-4-3)	-	-	-	1	
		Dealing Cocaine or Narcotic Drug (35-48-4-1)	-	9	38	131	
		Dealing Methamphetamine (35-48-4-1.1)	7	8	68	146	
		Dealing Sched I, II, or III Cntrlrd Sub (35-48-4-2)	-	-	8	11	
		Dealing Sched IV Controlled Substance (35-48-4-3)	-	-	3	3	
		Escape 35-44.1-3-4	-	-	-	2	
		Felon in Possession of a Firearm (35-47-4-5)	1	17	6	261	
		Incest (35-46-1-3)	-	1	-	4	
		Manufacturing Meth (35-48-4-1.2)	-	-	1	-	
		Operating Vehicle Intoxicated/Death (9-30-5-5)	2	2	6	16	
		Possession of Cocaine or Narcotic Drug (35-48-4-6)	1	3	5	30	
		Possession of Dangerous Device (35-44.1-3-7)	-	-	-	5	
		Possession of Methamphetamine (35-48-4-6.1)	-	3	18	35	
		Promoting Prostitution, under 18 (35-45-4-4)	-	-	-	2	
		Sexual Battery (35-42-4-8)	-	-	-	2	
		Sexual Misconduct with a Minor (35-42-4-9)	-	6	6	72	
		Stalking (35-45-10-5)	-	-	-	2	
		Vicarious Sexual Gratification (35-42-4-5)	-	-	-	2	
	Level 4 Felony Total			16	93	257	1375

Felony Level	Primary Offense	Secondary Offense	Dec-17		This Calendar Year		
			SEX		SEX		
			F	M	F	M	
Level 5 Felony	Accident/Failure to Stop-Serious Inj/Death (9-26-1-8)		2	1	3	9	
	Aiding, Inducing or Causing an Offense (35-41-2-4)	Battery (35-42-2-1)	1	1	1	1	
		Burglary (35-43-2-1)	-	-	3	9	
		Child Exploitation (35-42-4-4)	-	-	-	1	
		Criminal Recklessness (35-42-2-2)	-	-	-	1	
		Dealing Cocaine or Narcotic Drug (35-48-4-1)	-	-	1	3	
		Dealing in Methamphetamine (35-48-4-1.1)	-	-	6	8	
		Escape (35-44.1-3-4)	-	-	1	2	
		Robbery (35-42-5-1)	-	1	2	8	
		Trafficking with an Inmate (35-44.1-3-5)	-	-	-	2	
		Altered/Counterfeit Lotto Ticket (4-30-14-3)	-	-	-	1	
		Assisting a Criminal (35-44.1-2-5)	-	-	2	8	
		Attempt to Commit a Felony (35-41-5-1)	Battery (35-42-2-1)	-	-	3	1
			Burglary (35-43-2-1)	-	-	-	15
			Dealing Cocaine or Narcotic Drug (35-48-4-1)	-	-	-	2
			Dealing in Methamphetamine (35-48-4-1.1)	1	1	2	2
			Escape (35-44.1-3-4)	-	1	-	4
			Fraud on Financial Institution (35-43-5-8)	-	-	2	3
			Robbery (35-42-5-1)	-	-	2	11
			Trafficking with an Inmate (35-44.1-3-6)	-	-	1	-
		Battery (35-42-2-1)		6	32	66	439
		Bribery (35-44.1-1-2)		-	-	-	4
		Burglary (35-43-2-1)		2	19	30	403
		Check Deception (35-43-5-5)		-	-	-	2
		Child Exploitation (35-42-4-4)		-	4	-	29
		Child Pornography (35-42-4-4(C))		-	1	-	5
		Child Possession of a Firearm (35-47-10-5)		-	-	-	1
		Child Seduction (35-42-4-7)		-	-	-	1
		Child Solicitation (35-42-4-6)		-	-	2	24
		Conspiracy (35-41-5-2)	Burglary (35-43-2-1)	-	-	-	5
			Criminal Confinement (35-42-3-3)	-	-	1	-
			Dealing Cocaine or Narcotic Drug (35-48-4-1)	-	-	1	6
			Dealing Marijuana, Hash Oil, or Hashish (35-48-4-10)	-	1	-	2
			Dealing Methamphetamine (35-48-4-1.1)	-	-	-	1
			Dealing in Methamphetamine (35-48-4-1.1)	-	1	3	4
			Fraud on Financial Institution (35-43-5-8)	-	1	2	3
			Intimidation (35-45-2-1)	-	-	1	-
			Promoting Prostitution (35-45-4-4)	-	-	-	1
			Robbery (35-42-5-1)	-	1	-	6
			Trafficking with an Inmate (35-44.1-3-5)	-	-	-	3
		Controlled Substance Registration (35-48-4-14)		-	-	-	1
		Conversion (35-43-4-3)		-	-	-	4
		Corrupt Business Influence (35-45-6-2)		2	2	13	26
		Criminal Confinement (35-42-3-3)		-	4	-	63
		Criminal Gang Activity (35-45-9-3)		-	-	-	2
		Criminal Recklessness (35-42-2-2)		-	1	2	27
		Dangerous Control of a Handgun (35-47-10-6)		-	-	-	4

Felony Level	Primary Offense	Secondary Offense	Dec-17		This Calendar Year	
			SEX		SEX	
			F	M	F	M
Level 5 Felony	Dealing Cocaine or Narcotic Drug (35-48-4-1)		2	12	59	196
(cont'd)		Habitual Offender Controlled Substance (35-50-2-10)	-	-	-	1
	Dealing Marijuana, Hash Oil, or Hashish (35-48-4-10)		-	1	1	15
	Dealing Methamphetamine (35-48-4-1.1)		-	4	40	121
	Dealing Sched I, II, or III Cntrl'd Sub (35-48-4-2)		1	1	17	13
	Dealing Sched IV Cntrl'd Sub (35-48-4-3)		-	-	3	5
	Dealing Sched V Controlled Substance (35-48-4-4)		-	-	-	1
	Dealing in Methamphetamine (35-48-4-1.1)		6	7	64	201
	Dealing/Poss. Look-Alike Subs (35-48-4-4.6)		2	4	6	19
	Disarm/Attempt to Disarm an Officer (35-44.1-3-2)		-	1	-	10
	Domestic Battery (35-42-2-1.3)		-	1	5	108
	Driving Suspended/Death (9-24-19-4)		-	-	-	1
	Escape (35-44.1-3-4)		-	3	11	51
	Failure to Register as a Sex Offender (11-8-8-17)		-	6	-	74
	Firearm w/in One Mile of School (35-47-2-1)		1	17	11	297
	Fraud on Financial Institution (35-43-5-8)		1	2	17	60
	Home Improvement Fraud (35-43-6-12)		-	-	-	2
	Insurance Fraud (35-43-5-4.5)		-	-	-	3
	Intimidation (35-45-2-1)		1	7	3	99
	Involuntary Manslaughter (35-42-1-4)		-	1	-	1
	Kidnapping (35-42-3-2)		-	-	-	10
	Mischief (35-43-1-2)		-	-	-	1
	Neglect of a Dependent/Death (35-46-1-4)		1	1	24	21
	Non-Support of Dependent Child (35-46-1-5)		-	-	1	10
	Obliterating Handgun I.D. (35-47-2-18)		-	1	-	14
	Oper Veh Aft Life Susp (9-30-10-17)		1	14	15	260
		Habitual Offender Controlled Substance (35-50-2-10)	-	-	-	2
	Operating Vehicle Intox-Prior (9-30-5-3)		-	-	-	2
	Operating Vehicle Intoxicated-Contrl'd Sub (9-30-5-1)		-	1	1	3
	Operating Vehicle Intoxicated/Death (9-30-5-5)		-	2	1	13
	Operating Vehicle Intoxicated/Injury (9-30-5-4)		-	-	1	4
	Possession - Destruct Device (35-47.5-5-2)		-	-	-	1
	Possession - Machine Gun or Bomb (35-47-5-8)		-	-	1	-
	Possession OF Dangerous Device (35-44.1-3-7)		-	-	1	13
	Possession of Cocaine or Narcotic Drug 35-48-4-6		1	6	20	115
	Possession of Precursors (35-48-4-14.5)		-	-	-	1
	Possession of Syringes or Needles (16-42-19-18)		1	4	25	36
	Possession/Use of Legend Drug (16-42-19-13)		-	-	-	1
	Promoting Prostitution (35-45-4-4)		-	-	-	5
	Reckless Homicide (35-42-1-5)		-	-	-	13
	Resisting Law Enforcement (35-44.1-3-1)		-	-	-	7
	Robbery (35-42-5-1)		-	11	17	157
	Sexual Misconduct with Service Provider (35.44.1-3-10)		-	-	-	1
	Sexual Misconduct with a Minor (35-42-4-9)		-	6	3	53
	Stalking (35-45-10-5)		-	1	-	25
	Synthetic ID Deception (35-43-5-3.8)		-	-	-	1
	Theft, Receiving Stolen Property (35-43-4-2)		-	1	5	8
	Trafficking with an Inmate (35-44.1-3-5)		-	1	14	17
	Unlawful Transfer of Handgun Ownership (35-47-2-7(B))		-	-	1	1
	Vicarious Sexual Gratification (35-42-4-5)		-	-	-	1
Level 5 Felony Total			32	188	517	3231

Felony Level	Primary Offense	Secondary Offense	Dec-17		This Calendar Year	
			SEX		SEX	
			F	M	F	M
Level 6 Felony	Abuse of a Corpse (35-45-11-2)		-	-	-	1
	Accident/Failure to Stop-Serious Inj/Death (9-26-1-8)		-	-	-	3
	Aiding in Manufacture of Sch II Cont Subst (35-48-4-2)		-	-	7	1
	Aiding, Inducing or Causing an Offense (35-41-2-4)	Battery (35-42-2-1)	-	-	-	1
		Insurance Fraud (35-43-5-4.5)	-	1	-	1
		Maintaining Common Nuisance (35-48-4-13)	-	-	1	-
		Residential Entry (35-43-2-1.5)	-	-	-	1
	Arson (35-43-1-1)		-	-	-	5
	Assisting a Criminal (35-44.1-2-5)		1	-	3	4
	Attempt to Commit a Felony (35-41-5-1)	Attempted/Obstruction of Justice (35-41-5-1)	-	-	-	1
		Auto Theft, Receiving Stolen Parts (35-43-4-2.5)	-	-	-	2
		Battery (35-42-2-1)	-	-	-	1
		Dealing Sched III Substance (35-48-4-2(A))	-	-	1	-
		Forgery, Counterfeiting, Application Fraud (35-43-5-2)	-	-	-	2
		Insurance Fraud (35-43-5-4.5)	-	-	1	1
		Residential Entry (35-43-2-1.5)	-	-	-	4
		Theft, Receiving Stolen Property (35-43-4-2)	-	-	-	3
	Auto Theft, Receiving Stolen Parts (35-43-4-2.5)		-	11	7	132
	Battery 35-42-2-1		-	5	14	100
	Check Deception (35-43-5-5)		-	-	-	1
	Check Fraud (35-43-5-12)		-	-	-	1
	Child Exploitation (35-42-4-4)		-	2	-	12
	Conspiracy (35-41-5-2)	Check Fraud (35-43-5-12)	-	-	-	1

Felony Level	Primary Offense	Secondary Offense	Dec-17		This Calendar Year	
			SEX		SEX	
			F	M	F	M
Level 6 Felony		Dealing Subs. Represent as Cntrlrd Subs. (35-48-4-4.5)	-	-	-	1
(cont'd)	Controlled Substance Registration (35-48-4-14)		-	-	1	-
	Conversion (35-43-4-3)		-	-	-	1
	Criminal Confinement (35-42-3-3)		-	1	1	27
	Criminal Confinement (35-42-3-3)		-	2	3	84
	Criminal Gang Activity (35-45-9-3)		-	-	-	3
	Criminal Recklessness (35-42-2-2)		1	4	5	74
	Criminal Trespass (35-43-2-2)		-	-	-	4
	Cruelty to Animals (35-46-3-12)		-	-	-	2
	Danger Comm Dis Carrier Int Fail to Warn (35-45-21-3)		-	-	-	1
	Dealing Counterfeit Substance (35-48-4-5)		-	-	2	1
	Dealing Marijuana, Hash Oil, or Hashish (35-48-4-10)		-	-	3	15
	Dealing Marijuana, Hash Oil, or Hashish (35-48-4-2A-1)		-	-	1	1
	Dealing Sched I, II, or III Cntrlrd Sub (35-48-4-2(A))		-	-	-	3
	Dealing Sched IV Cntrlrd Sub (35-48-4-3)		-	-	2	2
	Dealing Subs. Represent as Cntrlrd Subs. (35-48-4-4.5)		-	1	2	4
	Dealing/Poss. Look-Alike Subs (35-48-4-10.5)		-	-	4	7
	Dealing/Poss. Look-Alike Subs (35-48-4-11.5)		-	-	1	7
	Dissemination of Matter Harmful to Minor (35-49-3-3)		-	-	-	5
	Dumptin Controlled Substance Waste (35-48-4-4.1)		-	-	-	1
	Escape 35-44.1-3-4		4	11	46	166
	Exploitation Endangering Adult (35-46-1-12)		-	-	1	1
	Fail to Reg Sex Off (11-8-8-17)		-	1	-	32
	Failure to Appear (35-44.1-2-9)		-	-	2	13
	Failure to Remit Sales Tax (6-2.5-9-3)		-	-	1	-
	Failure to Return to Acc Result Serious Inj (9-26-1-1(2))		-	-	-	8
	Forgery, Counterfeiting, Application Fraud (35-43-5-2)		2	7	29	57
	Habitual Veh Subst Offender Enhance (9-30-15.5-2)		-	-	3	-
	Home Improvement Fraud (35-43-6-12)		-	-	-	2
	Identity Deception (35-43-5-3.5)		-	-	8	18
	Impersonation of a Public Servant (35-44-2-3)		-	-	-	1
	Insurance Fraud (35-43-5-4.5)		1	1	19	25
	Interfering w/ Law Enforcement Animal (35-46-3-11(A))		-	-	-	1
	Intimidation (35-45-2-1)		-	4	3	87
	Invasion of Privacy (35-46-1-15.1)		-	8	1	54
	Kidnapping (35-42-3-2)		-	-	-	1
	Maintaining Common Nuisance (35-48-4-13)		2	1	36	68
	Malicious Mischief Body F/W (35-45-16-2(c))		-	-	-	3
	Moving Body from Scene of Death (36-2-14-17)		-	-	-	2
	Neglect of a Dependent/Death (35-46-1-4)		-	1	24	28
	Non-Support of Dependent Child (35-46-1-5)		-	-	2	16
	Obstruction of Justice (35-44.1-2-2)		-	1	4	22
	Official Misconduct (35-44.1-1-1)		-	-	-	1
	Oper Vehicle-Intox-Prev Conv (9-30-5-3)		-	-	6	47
		Habitual Offender Controlled Substance (35-50-2-10)	-	-	-	6
	Operating Vehicle Intoxicated-Contrlrd Sub (9-30-5-1)		-	1	6	9
		Habitual Offender Controlled Substance (35-50-2-10)	-	-	-	2
	Operating Vehicle Intoxicated-Endanger (9-30-5-2)		-	1	14	47
		Habitual Offender Controlled Substance (35-50-2-10)	-	-	1	7
	Operating Vehicle Intoxicated/Injury (9-30-5-4)		2	2	3	8
	Operating Vehicle-Habitual Violation (9-30-10-16)		-	1	8	56
		Habitual Offender Controlled Substance (35-50-2-10)	-	-	-	1
	Perjury (35-44.1-2-1)		-	-	-	6
	Pointing a Firearm (35-47-4-3)		-	1	1	16
	Poss Paraphernalia (35-48-4-8.3)		-	-	-	5
	Poss Precursors (35-48-4-14.5)		-	2	4	15
	Possession Sched IV Cntrlrd Sub w/in 1,000 ft (35-48-4-7)		-	1	2	11
	Possession of Child Pornography (35-42-4-4(C))		-	-	-	5
	Possession of Cocaine or Narcotic Drug (35-48-4-6)		2	7	61	116
		Habitual Offender Controlled Substance (35-50-2-10)	-	-	1	-
	Possession of Marijuana (35-48-4-11)		-	1	-	5
	Possession of Methamphetamine (35-48-4-6.1)		4	10	72	229
	Possession of Syringes or Needles (16-42-19-18)		5	7	78	134
	Possession or Use of Legend Drug (16-42-19-13)		-	-	18	14
	Prostitution (35-45-4-2)		-	-	4	-
	Public Indecency (35-45-4-1)		-	-	-	3
	Residential Entry (35-43-2-1.5)		2	3	8	52
	Resisting Law Enforc (35-44.1-3-1)		1	11	8	187
	Sex Offender Residency Restrictions (35-42-4-11)		-	-	-	2
	Sex Offender without Identification (11-8-8-15)		-	-	-	2
	Sexual Battery (35-42-4-8)		-	1	-	14
	Sexual Conduct in Presence of a Minor (35-42-4-5c)		-	-	1	1
	Sexual Misconduct with a Minor (35-42-4-9)		-	-	1	-
	Stalking (35-45-10-5)		-	-	-	1
	Strangulation (35-42-2-9)		-	3	1	42
	Synthetic ID Deception (35-43-5-3.8)		-	-	5	3
	Theft, Receiving Stolen Property (35-43-4-2)		4	21	113	393
	Unlawful Possession of a Smoking Instrument (16-42-19-17)		-	-	1	-
	Welfare Fraud (35-43-5-7)		-	-	1	1
Level 6 Felony Total			31	135	656	2567

Felony Level	Primary Offense	Secondary Offense	Dec-17		This Calendar Year	
			SEX		SEX	
			F	M	F	M
	Firearm Enhancement (35-50-2-11)		-	-	-	1
	Firearm Enhancement (35-50-2-13)		-	1	1	5
	Habitual Offender (35-50-2-8)		-	1	-	6
	Habitual Offender Controlled Substance (35-50-2-10)		-	1	5	18
	Repeat Sexual Offender Enhancement 35-50-2-14		-	-	-	3
Habitual Off Total			-	3	6	33
			Dec-17		This Calendar Year	
			SEX		SEX	
			F	M	F	M
Grand Total			156	805	2270	11873

Note: Offense data may not be available for all offenders at the time this table was prepared.
Only new commitments and probation violations are reported on this table.
Parole and Community Transition Program violators are excluded on this table.
Source: SAS - all.citations_mso.pgm

Indiana Department of Correction
 Table 12
 Number of New Admissions by Most Serious Offense
 Committed to the Indiana Department of Correction

December 2017

Felony Level	Primary Offense	Secondary Offense	Dec-17		This Calendar Year	
			SEX		SEX	
			F	M	F	M
A Felony	Arson (35-43-1-1)		1	1	1	2
	Burglary (35-43-2-1)		-	1	-	3
	Child Molesting (35-42-4-3)		-	8	-	55
	Criminal Deviate Conduct (35-42-4-2)		-	-	-	2
	Dealing Cocaine or Narcotic Drug (35-48-4-1)		1	6	5	36
	Dealing Methamphetamine (35-48-4-1.1)		-	-	4	17
	Dealing Sched I, II, or III Cntrld Sub (35-48-4-2)		-	-	5	8
	Kidnapping (35-42-3-2)		-	-	-	1
	Neglect of a Dependent/Death (35-46-1-4)		-	1	-	2
	Possession of Cocaine or Narcotic Drug (35-48-4-6)		-	-	-	2
	Rape (35-42-4-1)		-	-	-	3
	Robbery (35-42-5-1)		-	-	1	11
	Voluntary Manslaughter (35-42-1-3)		-	-	1	3
	A Felony Total			2	17	17

Felony Level	Primary Offense	Secondary Offense	Dec-17		This Calendar Year	
			SEX		SEX	
			F	M	F	M
B Felony	Accident/Failure to Stop-Serious Inj/Death (9-26-1-8)		-	-	-	1
	Aggravated Battery (35-42-2-1.5)		-	2	3	23
	Arson (35-43-1-1)		-	2	2	12
	Battery (35-42-2-1)		1	1	1	5
	Battery by Bodily Waste (35-42-2-6)		-	-	-	1
	Burglary (35-43-2-1)		3	17	30	235
	Carjacking (35-42-5-2)		-	1	-	7
	Child Molesting (35-42-4-3)		1	2	2	34
	Criminal Confinement (35-42-3-3)		-	1	-	10
	Criminal Deviate Conduct (35-42-4-2)		-	3	-	6
	Dealing Cocaine or Narcotic Drug (35-48-4-1)		5	13	29	143
	Dealing Methamphetamine (35-48-4-1.1)		3	8	35	126
	Dealing Sched I, II, or III Cntrld Sub (35-48-4-2)		1	5	29	80
	Dealing Sched IV Cntrld Sub (35-48-4-3)		-	-	1	4
	Disarm Law Enforcement Officer (35-44-3-3.5b)		-	-	-	1
	Fail to Stop Accident w/Injury (9-26-1-1)		-	-	-	3
	Felon in Possession of a Firearm (35-47-4-5)		-	4	1	46
	Human Sexual Trafficking (35-42-3.5)		1	-	1	-
	Incest (35-46-1-3)		-	-	1	1
	Neglect of a Dependent (35-46-1-4)		-	-	3	1
	Operating Vehicle Intoxicated/Death (9-30-5-5)		-	1	1	4
	Possession Methamphetamine (35-48-4-6.1)		2	1	4	8
	Possession of Cocaine or Narcotic Drug (35-48-4-6)		-	2	7	7
	Prisoner Poss. Dang Device/Material (35-44-3-9.5)		-	-	-	1
	Rape (35-42-4-1)		-	-	-	8
	Robbery (35-42-5-1)		1	6	5	104
	Security Fraud (23-19-5-1)		-	-	-	1
	Sexual Misconduct with a Minor (35-42-4-9)		1	3	1	34
	Stalking (35-45-10-5)		-	-	-	1
	Vicarious Sexual Gratification (35-42-4-5)		-	-	-	1
Voluntary Manslaughter (35-42-1-3)		-	-	-	1	
B Felony Total			19	72	156	909

Felony Level	Primary Offense	Secondary Offense	Dec-17		This Calendar Year	
			SEX		SEX	
			F	M	F	M
C Felony	Arson (35-43-1-1)		-	-	1	1
	Assisting a Criminal (35-44-3-2)		1	1	2	4
	Auto Theft, Receiving Stolen Parts (35-43-4-2.5)		-	-	-	1
	Battery (35-42-2-1)		-	7	5	56
	Battery by Bodily Waste (35-42-2-6)		-	-	1	-
	Bribery (35-44-1-1)		-	2	-	3
	Burglary (35-43-2-1)		2	13	13	98
	Carrying Handgun w/o License (35-47-2-23)		-	2	-	6
	Child Exploitation (35-42-4-4)		-	1	-	5
	Child Molesting (35-42-4-3)		1	5	2	42
	Child Seduction (35-42-4-7)		-	-	1	-
	Child Solicitation (35-42-4-6)		-	-	-	2
	Contribute to Delinquency (35-46-1-8)		-	-	-	2
	Controlled Substance Registration (35-48-4-14)		-	-	1	-
	Corrupt Business Influence (35-45-6-2)		-	-	3	8
	Criminal Confinement (35-42-3-3)		-	-	-	7
	Criminal Recklessness (35-42-2-2)		-	1	-	6

Felony Level	Primary Offense	Secondary Offense	Dec-17		This Calendar Year	
			SEX		SEX	
			F	M	F	M
C Felony	Dealing Marijuana, Hash Oil, or Hashish (35-48-4-10)		-	1	-	3
(cont'd)	Dealing Sched IV Controlled Substance (35-48-4-3)		-	-	2	1
	Dealing/Poss. Look-Alike Subs (35-48-4-4.6)		-	-	1	1
	Disarm/Attempt to Disarm an Officer (35-44.1-3-2)		-	-	-	1
	Driving After Forfeiture (9-12-3-2)		-	-	-	1
	Escape/Failure to Return (35-44-3-5)		-	1	2	3
	Failure to Register as a Sex Offender (11-8-8-17)		-	-	-	3
	Firearm w/in One Mile of School (35-47-2-1)		-	1	-	11
	Forgery (35-43-5-2)		1	4	49	62
	Fraud on Financial Institution (35-43-5-8)		2	-	9	6
	Handgun Violation (35-47-2-7)		-	-	-	5
	Incest (35-46-1-3)		-	-	1	-
	Intimidation (35-45-2-1)		-	2	1	18
	Involuntary Manslaughter (35-42-1-4)		-	-	-	1
	Neglect of a Dependent (35-46-1-4)		2	1	6	5
	Non-Support of Dependent Child (35-46-1-5)		-	7	5	61
	Obliterating Handgun I.D. (35-47-2-18)		-	-	-	1
	Operating Vehicle Intoxicated/Death (9-30-5-3(B))		-	1	-	1
	Operating Vehicle Intoxicated/Injury (9-30-5-4)		-	-	-	3
	Operating Vehicle w/Lifetime Suspension (9-30-10-17)		-	4	3	37
	Operating Vehicle-Habitual Violation (9-30-10-16)		-	-	-	1
	Possession Methamphetamine (35-48-4-6.1)		-	-	2	9
	Possession of Cocaine or Narcotic Drug (35-48-4-6)		1	2	3	15
	Possession of Controlled Substance (35-48-4-7)		-	-	3	7
	Possession of Precursors (35-48-4-14.5)		-	-	1	6
	Promoting Prostitution (35-45-4-4)		-	-	-	3
	Reckless Homicide (35-42-1-5)		-	-	1	5
	Robbery (35-42-5-1)		-	3	5	28
	Security Fraud (23-19-5-1)		-	-	-	2
	Sexual Battery (35-42-4-8)		-	-	-	1
	Sexual Misconduct with a Minor (35-42-4-9)		-	1	1	26
	Stalking (35-45-10-5)		-	-	-	1
	Theft, Receiving Stolen Property (35-43-4-2)		-	-	2	1
	Trafficking with an Inmate (35-44-3-9)		1	-	4	1
	Welfare Fraud (35-43-5-7)		-	-	4	-
C Felony Total			11	60	134	571

Felony Level	Primary Offense	Secondary Offense	Dec-17		This Calendar Year	
			SEX		SEX	
			F	M	F	M
D Felony	Arson (35-43-1-1)		-	-	1	2
	Assisting a Criminal (35-44-3-2)		-	1	1	1
	Auto Theft, Receiving Stolen Parts (35-43-4-2.5)		-	1	1	5
	Battery (35-42-2-1)		-	-	3	4
	Battery by Bodily Waste (35-42-2-6)		-	-	-	2
	Check Deception (35-43-5-5)		-	-	-	1
	Check Fraud (35-43-5-12)		-	-	1	3
	Child Solicitation (35-42-4-6)		-	-	-	2
	Controlled Substance Registration (35-48-4-14)		-	-	-	1
	Criminal Confinement (35-42-3-3)		-	-	-	3
	Criminal Mischief (35-43-1-2)		-	-	-	1
	Criminal Recklessness (35-42-2-2)		-	1	-	7
	Cultivation of Marijuana (35-48-4-1)		-	-	-	1
	Dealing Counterfeit Substance (35-48-4-5)		-	-	-	1
	Dealing Marijuana, Hash Oil, or Hashish (35-48-4-10)		-	-	1	5
	Dealing Subs. Represent as Cntrld Subs. (35-48-4-4.5)		-	-	-	2
	Dissemination of Matter Harmful to Minor (35-49-3-3)		-	-	-	2
	Domestic Battery (35-42-2-1.3)		-	1	-	11
	Driving While Intoxicated (9-11-2-3)		-	-	-	1
	Driving While Suspended/Oper Veh HTV (9-30-10-16)		-	1	2	19
	Dump Controlled Substance Waste (38-48-4-4.1)		-	-	-	1
	Fail to Stop Accident w/Injury (9-26-1-1)		-	-	-	1
	Failure to Register as a Sex Offender (11-8-8-17)		-	-	-	4
	Failure to Return to Lawful Detention (35-44-3-5)		-	1	-	10
	Failure to Warn Comm Disease (35-42-1-9)		-	-	-	1
	Forgery, Counterfeit (35-43-5-2)		2	-	2	2
	Fraud (35-43-5-4)		-	-	3	5
	Home Improvement Fraud (35-43-6-12)		-	-	-	1
	Identity Deception (35-43-5-3.5)		-	-	2	2
	Intimidation (35-45-2-1)		-	-	-	6
	Invasion of Privacy (35-46-1-15.1)		-	-	1	-
	Maintaining a Common Nuisance (35-48-4-13)		2	-	7	7
	Neglect of a Dependent (35-46-1-4)		-	1	2	4
	Non-Support of a Child (35-46-1-5)		-	4	4	28
	Obstruction of Justice (35-44-3-4)		-	1	-	1
	Operating Vehicle Intox-Prior (9-30-5-3)		1	6	2	36
	Operating Vehicle Intoxicated-Contrlld Sub (9-30-5-1)		-	-	1	2
	Operating Vehicle Intoxicated-Endanger (9-30-5-2)		-	-	2	5
	Operating Vehicle Intoxicated-Serious Injury (9-30-5-4)		-	-	-	6

Felony Level	Primary Offense	Secondary Offense	Dec-17		This Calendar Year	
			SEX		SEX	
			F	M	F	M
D Felony	Perjury (35-44-2-1)		-	-	-	2
(cont'd)	Pointing a Firearm (35-47-4-3)		-	-	-	2
	Poss. of Marijuana, Hash Oil, or Hashish (35-48-4-11)		-	-	3	11
	Possession - Syringe/Needle (16-42-19-18)		-	1	7	3
	Possession of Cocaine or Narcotic Drug (35-48-4-6)		-	1	12	15
	Possession of Controlled Substance (35-48-4-7)		3	1	9	25
	Possession of Methamphetamine (35-48-4-6.1)		-	2	6	10
	Possession of Paraphernalia (35-48-4-8.3)		-	-	-	1
	Possession of Precursors (35-48-4-14.5)		-	-	2	5
	Prostitution (35-45-4-2)		-	-	2	-
	Residential Entry (35-43-2-1.5)		-	2	-	6
	Resisting Law Enforcement (35-44-3-3)		-	2	-	13
	Sexual Battery (35-42-4-8)		-	-	-	3
	Sexual Misconduct with a Minor (35-42-4-9)		-	-	-	1
	Strangulation (35-42-2-9)		-	1	-	5
	Synthetic ID Deception (35-43-5-3.8)		-	-	-	1
	Theft, Receiving Stolen Property (35-43-4-2)		5	14	43	112
	Unlawful Possession of Smoking Instrument (16-42-19-17)		-	-	-	1
	Welfare Fraud (35-43-5-7)		-	-	-	2
D Felony Total			13	42	120	414

Felony Level	Primary Offense	Secondary Offense	Dec-17		This Calendar Year	
			SEX		SEX	
			F	M	F	M
Level 1 Felony	Aggravated Battery (35-42-2-1.5)		-	-	-	1
	Aiding, Inducing or Causing an Offense (35-41-2-4)	Burglary (35-43-2-1)	-	-	1	-
		Child Molesting (35-42-4-3)	-	-	1	-
	Attempt to Commit a Felony (35-41-5-1)	Child Molesting (35-42-4-3)	-	-	-	1
		Murder (35-42-1-1)	-	2	1	21
		Rape (35-42-4-1)	-	-	-	1
	Burglary (35-43-2-1)		-	-	-	6
	Child Molesting (35-42-4-3)		-	5	3	80
	Conspiracy (35-41-5-2)	Child Molesting (35-42-4-3)	-	-	1	-
		Murder (35-42-1-1)	-	-	1	1
	Neglect of a Dependent/Death (35-46-1-4)		-	-	7	9
	Rape (35-42-4-1)		-	1	-	9
Level 1 Felony Total			-	8	15	129

Felony Level	Primary Offense	Secondary Offense	Dec-17		This Calendar Year	
			SEX		SEX	
			F	M	F	M
Level 2 Felony	Aiding, Inducing or Causing an Offense (35-41-2-4)	Burglary (35-43-2-1)	-	-	1	1
		Dealing Methamphetamine (35-48-4-1.1)	-	-	-	1
		Robbery (35-42-5-1)	-	-	1	2
		Voluntary Manslaughter (35-42-1-3)	-	-	-	1
	Arson (35-43-1-1)		-	-	-	1
	Attempt to Commit a Felony (35-41-5-1)	Dealing Methamphetamine (35-48-4-1.1)	-	-	1	-
		Robbery (35-42-5-1)	-	-	-	3
	Battery (35-42-2-1)		1	-	1	1
	Burglary (35-43-2-1)		-	1	2	51
	Child Molesting (35-42-4-3)		-	-	-	2
	Conspiracy (35-41-5-2)	Burglary (35-43-2-1)	-	-	-	2
		Dealing Cocaine or Narcotic Drug (35-48-4-1)	-	-	-	1
		Dealing Methamphetamine (35-48-4-1.1)	2	1	5	5
		Robbery (35-42-5-1)	-	-	1	1
	Dealing Cocaine or Narcotic Drug (35-48-4-1)		-	5	7	107
	Dealing Methamphetamine (35-48-4-1.1)		-	7	28	110
	Dealing Sched I, II, or III Cntrl'd Sub (35-48-4-2)		-	-	-	3
	Kidnapping (35-42-3-2)		-	1	-	3
	Possession - Destruct Device (35-47.5-5-2)		-	-	-	2
	Robbery (35-42-5-1)		1	2	6	26
	Voluntary Manslaughter (35-42-1-3)		1	3	4	20
		Firearm Enhancement (35-50-2-11)	-	-	-	1
Level 2 Felony Total			5	20	57	344

Felony Level	Primary Offense	Secondary Offense	Dec-17		This Calendar Year		
			SEX		SEX		
			F	M	F	M	
Level 3 Felony	Accident/Failure to Stop-Serious Inj/Death (9-26-1-1.1)		-	2	3	12	
	Aggravated Battery (35-42-2-1.5)		-	2	7	73	
	Aiding, Inducing or Causing an Offense (35-41-2-4)	Firearm Enhancement (35-50-2-11)	-	-	-	1	
		Aggravated Battery (35-42-2-1.5)	-	-	-	1	
		Dealing Cocaine or Narcotic Drug (35-48-4-1)	-	1	-	2	
		Dealing Methamphetamine (35-48-4-1.1)	-	-	-	1	
		Neglect of a Dependent/Death (35-46-1-4)	-	-	1	-	
		Robbery (35-42-5-1)	-	-	1	6	
	Attempt to Commit a Felony (35-41-5-1)	Aggravated Battery (35-42-2-1.5)	-	1	1	5	
		Rape (35-42-4-1)	-	-	-	2	
		Robbery (35-42-5-1)	-	1	1	15	
	Battery (35-42-2-1)		1	-	2	10	
	Burglary (35-43-2-1)		-	-	1	15	
	Child Molesting (35-42-4-3)		-	3	1	34	
	Conspiracy (35-41-5-2)	Dealing Methamphetamine (35-48-4-1.1)	-	-	1	1	
		Possession of Meth (35-48-4-6.1)	-	-	-	1	
		Robbery (35-42-5-1)	-	-	2	11	
	Criminal Confinement (35-42-3-3)		-	5	3	47	
	Dealing Cocaine or Narcotic Drug (35-48-4-1)		1	2	14	52	
	Dealing Methamphetamine (35-48-4-1.1)		-	7	14	56	
	Dealing Sched I, II, or III Cntrl'd Sub (35-48-4-2)		-	-	6	6	
	Dealing Sched IV Cntrl'd Sub (35-48-4-3)		-	-	1	3	
	Human Sexual Trafficking (35-42-3-5-1)		-	-	2	-	
	Kidnapping (35-42-3-2)		-	-	-	1	
	Neglect of a Dependent/Death (35-46-1-4)		-	1	9	9	
	Possession of Cocaine or Narcotic Drug (35-48-4-6)		-	2	2	19	
	Possession of Methamphetamine (35-48-4-6.1)		-	1	6	27	
	Rape (35-42-4-1)		-	3	-	35	
	Resisting Law Enforcement (35-44.1-3-1)		-	-	-	2	
	Robbery (35-42-5-1)		2	18	21	260	
		Firearm Enhancement (35-50-2-11)	-	-	-	1	
	Level 3 Felony Total			4	49	99	708

Felony Level	Primary Offense	Secondary Offense	Dec-17		This Calendar Year		
			SEX		SEX		
			F	M	F	M	
Level 4 Felony	Accident/Failure to Stop-Serious Inj/Death (9-26-1-8)		-	-	-	1	
	Aiding, Inducing or Causing an Offense (35-41-2-4)	Aiding/Robbery with Armed Force or Threat (35-41-2-4)	-	-	1	-	
		Arson (35-43-1-1)	-	-	1	-	
		Burglary (35-43-2-1)	-	-	-	4	
		Dealing Cocaine or Narcotic Drug (35-48-4-1)	-	-	-	2	
		Dealing Methamphetamine (35-48-4-1.1)	-	-	2	1	
		Sexual Misconduct with a Minor (35-42-4-9)	-	-	-	1	
	Arson (35-43-1-1)		-	1	10	27	
	Attempt to Commit a Felony (35-41-5-1)	Arson (35-43-1-1)	-	-	-	1	
		Burglary (35-43-2-1)	-	-	1	4	
		Child Molesting (35-42-4-3)	-	-	-	1	
		Dealing Methamphetamine (35-48-4-1.1)	-	-	1	1	
	Battery (35-42-2-1)		-	-	-	2	
	Burglary (35-43-2-1)		5	28	62	329	
	Child Molesting (35-42-4-3)		-	6	1	96	
	Child Solicitation (35-42-4-6)		-	1	-	7	
	Conspiracy (35-41-5-2)	Burglary (35-43-2-1)	-	-	-	4	
		Dealing Cocaine or Narcotic Drug (35-48-4-1)	-	-	2	3	
		Dealing Methamphetamine (35-48-4-1.1)	-	-	2	1	
		Dealing Sched IV Cntrl'd Sub (35-48-4-3)	-	-	-	1	
	Dealing Cocaine or Narcotic Drug (35-48-4-1)		-	7	26	98	
	Dealing Methamphetamine (35-48-4-1.1)		5	7	56	114	
	Dealing Sched I, II, or III Cntrl'd Sub (35-48-4-2)		-	-	6	7	
	Dealing Sched IV Controlled Substance (35-48-4-3)		-	-	1	1	
	Escape 35-44.1-3-4		-	-	-	2	
	Felon in Possession of a Firearm (35-47-4-5)		-	14	4	186	
	Incest (35-46-1-3)		-	-	-	1	
	Manufacturing Meth (35-48-4-1.2)		-	-	1	-	
	Operating Vehicle Intoxicated/Death (9-30-5-5)		1	2	5	13	
	Possession of Cocaine or Narcotic Drug (35-48-4-6)		1	3	4	21	
	Possession of Dangerous Device (35-44.1-3-7)		-	-	-	2	
	Possession of Methamphetamine (35-48-4-6.1)		-	1	15	26	
	Promoting Prostitution, under 18 (35-45-4-4)		-	-	-	2	
	Sexual Battery (35-42-4-8)		-	-	-	2	
	Sexual Misconduct with a Minor (35-42-4-9)		-	3	4	45	
	Vicarious Sexual Gratification (35-42-4-5)		-	-	-	1	
	Level 4 Felony Total			12	73	205	1007

Felony Level	Primary Offense	Secondary Offense	Dec-17		This Calendar Year	
			SEX		SEX	
			F	M	F	M
Level 5 Felony	Accident/Failure to Stop-Serious Inj/Death (9-26-1-8)		1	1	2	9
	Aiding, Inducing or Causing an Offense (35-41-2-4)	Battery (35-42-2-1)	1	1	1	1
		Burglary (35-43-2-1)	-	-	2	4
		Criminal Recklessness (35-42-2-2)	-	-	-	1
		Dealing Cocaine or Narcotic Drug (35-48-4-1)	-	-	1	3
		Dealing in Methamphetamine (35-48-4-1.1)	-	-	5	4
		Escape (35-44.1-3-4)	-	-	1	-
		Robbery (35-42-5-1)	-	1	2	4
		Trafficking with an Inmate (35-44.1-3-5)	-	-	-	2
	Assisting a Criminal (35-44.1-2-5)		-	-	1	5
	Attempt to Commit a Felony (35-41-5-1)	Battery (35-42-2-1)	-	-	2	1
		Burglary (35-43-2-1)	-	-	-	10
		Dealing Cocaine or Narcotic Drug (35-48-4-1)	-	-	-	1
		Dealing in Methamphetamine (35-48-4-1.1)	1	-	2	-
		Escape (35-44.1-3-4)	-	1	-	3
		Robbery (35-42-5-1)	-	-	2	7
		Trafficking with an Inmate (35-44.1-3-6)	-	-	1	-
	Battery (35-42-2-1)		5	29	57	353
	Bribery (35-44.1-1-2)		-	-	-	2
	Burglary (35-43-2-1)		2	19	28	324
	Check Deception (35-43-5-5)		-	-	-	1
	Child Exploitation (35-42-4-4)		-	1	-	13
	Child Pornography (35-42-4-4(C))		-	-	-	3
	Child Possession of a Firearm (35-47-10-5)		-	-	-	1
	Child Seduction (35-42-4-7)		-	-	-	1
	Child Solicitation (35-42-4-6)		-	-	2	18
	Conspiracy (35-41-5-2)	Burglary (35-43-2-1)	-	-	-	2
		Criminal Confinement (35-42-3-3)	-	-	1	-
		Dealing Cocaine or Narcotic Drug (35-48-4-1)	-	-	1	2
		Dealing Marijuana, Hash Oil, or Hashish (35-48-4-10)	-	1	-	2
		Dealing Methamphetamine (35-48-4-1.1)	-	-	-	1
		Dealing in Methamphetamine (35-48-4-1.1)	-	1	2	4
		Fraud on Financial Institution (35-43-5-8)	-	1	1	3
		Robbery (35-42-5-1)	-	1	-	4
		Trafficking with an Inmate (35-44.1-3-5)	-	-	-	2
	Controlled Substance Registration (35-48-4-14)		-	-	-	1
	Conversion (35-43-4-3)		-	-	-	2
	Corrupt Business Influence (35-45-6-2)		1	2	11	16
	Criminal Confinement (35-42-3-3)		-	2	-	48
	Criminal Recklessness (35-42-2-2)		-	1	2	22
	Dangerous Control of a Handgun (35-47-10-6)		-	-	-	2
	Dealing Cocaine or Narcotic Drug (35-48-4-1)		2	8	44	137
	Dealing Marijuana, Hash Oil, or Hashish (35-48-4-10)		-	1	1	10
	Dealing Methamphetamine (35-48-4-1.1)		-	3	33	98
	Dealing Sched I, II, or III Cntrld Sub (35-48-4-2)		1	-	10	8
	Dealing Sched IV Cntrld Sub (35-48-4-3)		-	-	1	3
	Dealing in Methamphetamine (35-48-4-1.1)		5	7	51	178
	Dealing/Poss. Look-Alike Subs (35-48-4-4.6)		-	3	4	15
	Disarm/Attempt to Disarm an Officer (35-44.1-3-2)		-	-	-	4
	Domestic Battery (35-42-2-1.3)		-	1	4	94
	Driving Suspended/Death (9-24-19-4)		-	-	-	1
	Escape (35-44.1-3-4)		-	2	10	39
	Failure to Register as a Sex Offender (11-8-8-17)		-	6	-	69
	Firearm w/in One Mile of School (35-47-2-1)		-	14	6	247
	Fraud on Financial Institution (35-43-5-8)		1	2	13	37
	Home Improvement Fraud (35-43-6-12)		-	-	-	2
	Insurance Fraud (35-43-5-4.5)		-	-	-	2
	Intimidation (35-45-2-1)		-	5	1	67
	Involuntary Manslaughter (35-42-1-4)		-	1	-	1
	Kidnapping (35-42-3-2)		-	-	-	7
	Neglect of a Dependent/Death (35-46-1-4)		1	1	14	11
	Non-Support of Dependent Child (35-46-1-5)		-	-	1	8
	Obliterating Handgun I.D. (35-47-2-18)		-	1	-	11
	Oper Veh Aft Life Susp (9-30-10-17)		1	13	13	224
		Habitual Offender Controlled Substance (35-50-2-10)	-	-	-	2
	Operating Vehicle Intox-Prior (9-30-5-3)		-	-	-	2
	Operating Vehicle Intoxicated-Contrlld Sub (9-30-5-1)		-	1	-	3
	Operating Vehicle Intoxicated/Death (9-30-5-5)		-	1	1	8
	Operating Vehicle Intoxicated/Injury (9-30-5-4)		-	-	1	3
	Possession OF Dangerous Device (35-44.1-3-7)		-	-	1	11
	Possession of Cocaine or Narcotic Drug 35-48-4-6		1	5	17	77
	Possession of Precursors (35-48-4-14.5)		-	-	-	1
	Possession of Syringes or Needles (16-42-19-18)		1	4	22	31
	Possession/Use of Legend Drug (16-42-19-13)		-	-	-	1
	Promoting Prostitution (35-45-4-4)		-	-	-	4
	Reckless Homicide (35-42-1-5)		-	-	-	10
	Resisting Law Enforcement (35-44.1-3-1)		-	-	-	3
	Robbery (35-42-5-1)		-	7	14	124
	Sexual Misconduct with Service Provider (35.44.1-3-10)		-	-	-	1
	Sexual Misconduct with a Minor (35-42-4-9)		-	3	3	33
	Stalking (35-45-10-5)		-	1	-	19

Felony Level	Primary Offense	Secondary Offense	Dec-17		This Calendar Year	
			SEX		SEX	
			F	M	F	M
Level 5 Felony (cont'd)	Theft, Receiving Stolen Property (35-43-4-2)		-	1	2	7
	Trafficking with an Inmate (35-44.1-3-5)		-	1	10	13
	Unlawful Transfer of Handgun Ownership (35-47-2-7(B))		-	-	1	1
	Vicarious Sexual Gratification (35-42-4-5)		-	-	-	1
Level 5 Felony Total			24	154	405	2510

Felony Level	Primary Offense	Secondary Offense	Dec-17		This Calendar Year	
			SEX		SEX	
			F	M	F	M
Level 6 Felony	Aiding in Manufacture of Sch II Cont Subst (35-48-4-2)		-	-	2	-
	Aiding, Inducing or Causing an Offense (35-41-2-4)	Maintaining Common Nuisance (35-48-4-13)	-	-	1	-
	Arson (35-43-1-1)		-	-	-	1
	Attempt to Commit a Felony (35-41-5-1)	Forgery, Counterfeiting, Application Fraud (35-43-5-2)	-	-	-	1
	Auto Theft, Receiving Stolen Parts (35-43-4-2.5)		-	2	3	38
	Battery 35-42-2-1		-	1	7	36
	Conspiracy (35-41-5-2)	Check Fraud (35-43-5-12)	-	-	-	1
	Criminal Confinement (35-42-3-3)		-	1	1	8
	Criminal Confinement (35-42-3-3)		-	1	-	23
	Criminal Recklessness (35-42-2-2)		-	-	1	22
	Criminal Trespass (35-43-2-2)		-	-	-	1
	Cruelty to Animals (35-46-3-12)		-	-	-	1
	Dealing Marijuana, Hash Oil, or Hashish (35-48-4-10)		-	-	-	3
	Dealing Sched I, II, or III Cntrld Sub (35-48-4-2(A))		-	-	-	1
	Dealing Sched IV Cntrld Sub (35-48-4-3)		-	-	1	-
	Dealing Subs. Represent as Cntrld Subs. (35-48-4-4.5)		-	1	-	1
	Dealing/Poss. Look-Alike Subs (35-48-4-10.5)		-	-	-	1
	Dealing/Poss. Look-Alike Subs (35-48-4-11.5)		-	-	-	5
	Escape 35-44.1-3-4		3	5	20	34
	Fail to Reg Sex Off (11-8-8-17)		-	1	-	8
	Failure to Appear (35-44.1-2-9)		-	-	-	2
	Failure to Return to Acc Result Serious Inj (9-26-1-1(2))		-	-	-	1
	Forgery, Counterfeiting, Application Fraud (35-43-5-2)		-	5	7	20
	Habitual Veh Subst Offender Enhance (9-30-15.5-2)		-	-	1	-
	Home Improvement Fraud (35-43-6-12)		-	-	-	2
	Identity Deception (35-43-5-3.5)		-	-	4	7
	Insurance Fraud (35-43-5-4.5)		1	1	5	7
	Intimidation (35-45-2-1)		-	1	-	27
	Invasion of Privacy (35-46-1-15.1)		-	-	-	13
	Maintaining Common Nuisance (35-48-4-13)		-	-	11	17
	Malicious Mischief Body F/W (35-45-16-2(c))		-	-	-	1
	Neglect of a Dependent/Death (35-46-1-4)		-	-	6	1
	Non-Support of Dependent Child (35-46-1-5)		-	-	-	4
	Obstruction of Justice (35-44.1-2-2)		-	-	2	4
	Oper Vehicle-Intox-Prev Conv (9-30-5-3)		-	-	3	18
		Habitual Offender Controlled Substance (35-50-2-10)	-	-	-	6
	Operating Vehicle Intoxicated-Contrlld Sub (9-30-5-1)		-	-	3	3
		Habitual Offender Controlled Substance (35-50-2-10)	-	-	-	2
	Operating Vehicle Intoxicated-Endanger (9-30-5-2)		-	-	7	26
		Habitual Offender Controlled Substance (35-50-2-10)	-	-	1	7
	Operating Vehicle Intoxicated/Injury (9-30-5-4)		-	-	1	-
	Operating Vehicle-Habitual Violation (9-30-10-16)		-	1	3	24
		Habitual Offender Controlled Substance (35-50-2-10)	-	-	-	1
	Perjury (35-44.1-2-1)		-	-	-	3
	Pointing a Firearm (35-47-4-3)		-	-	-	2
	Poss Paraphernalia (35-48-4-8.3)		-	-	-	1
	Poss Precursors (35-48-4-14.5)		-	1	1	4
	Possession Sched IV Cntrld Sub w/in 1,000 ft (35-48-4-7)		-	-	-	2
	Possession of Cocaine or Narcotic Drug (35-48-4-6)		1	5	28	50
		Habitual Offender Controlled Substance (35-50-2-10)	-	-	1	-
	Possession of Methamphetamine (35-48-4-6.1)		3	2	29	78
	Possession of Syringes or Needles (16-42-19-18)		1	1	12	27
	Possession or Use of Legend Drug (16-42-19-13)		-	-	1	6
	Prostitution (35-45-4-2)		-	-	2	-
Residential Entry (35-43-2-1.5)		-	1	1	21	
Resisting Law Enforc (35-44.1-3-1)		-	2	1	26	
Sexual Battery (35-42-4-8)		-	-	-	1	
Stalking (35-45-10-5)		-	-	-	1	
Strangulation (35-42-2-9)		-	1	1	13	
Synthetic ID Deception (35-43-5-3.8)		-	-	2	2	
Theft, Receiving Stolen Property (35-43-4-2)		2	5	51	127	
Level 6 Felony Total			11	38	220	742

Felony Level	Primary Offense	Secondary Offense	Dec-17		This Calendar Year	
			SEX		SEX	
			F	M	F	M
Habitual Off	Habitual Offender Controlled Substance (35-50-2-10)		-	1	1	3
Habitual Off Total			-	1	1	3

Felony Level	Primary Offense	Secondary Offense	Dec-17		This Calendar Year	
			SEX		SEX	
			F	M	F	M
Murder (35-42-1-1)	Murder (35-42-1-1)		-	6	5	83
		Firearm Enhancement (35-50-2-11)	-	-	-	1
Murder Total			-	6	5	84

Grand Total	Dec-17		This Calendar Year	
	SEX		SEX	
	F	M	F	M
	42614			
	101	540	1434	7566

Note: Offense data may not be available for all offenders at the time this table was prepared.
Only new commitments and probation violations are reported on this table.
Parole and Community Transition Program violators are excluded on this table.
Source: SAS - all.citations_mso.pgm

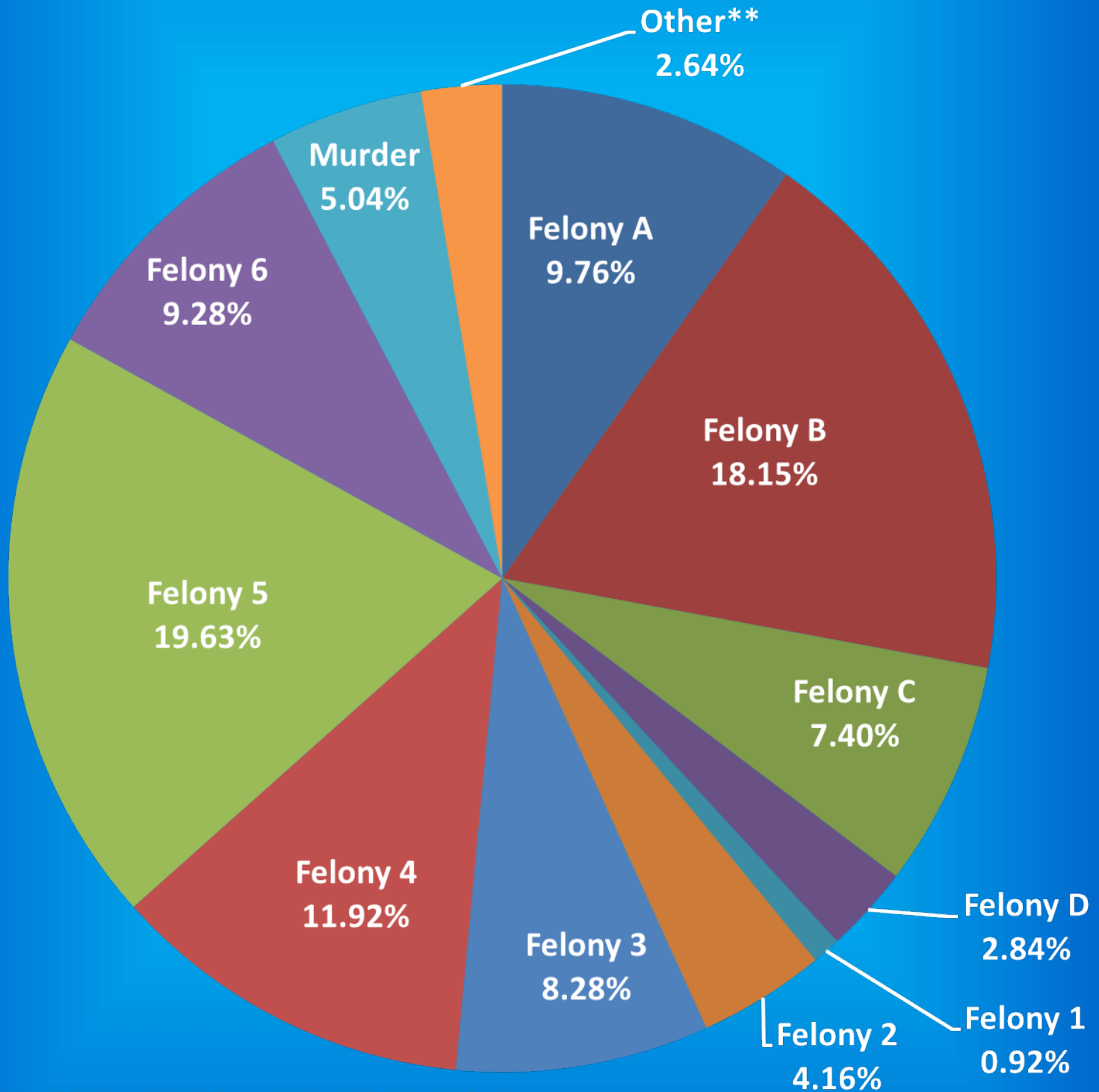
Indiana Department of Correction

Graph A

Female Population by Most Serious Offense Felony Level*

January 01, 2018

N = 2,416



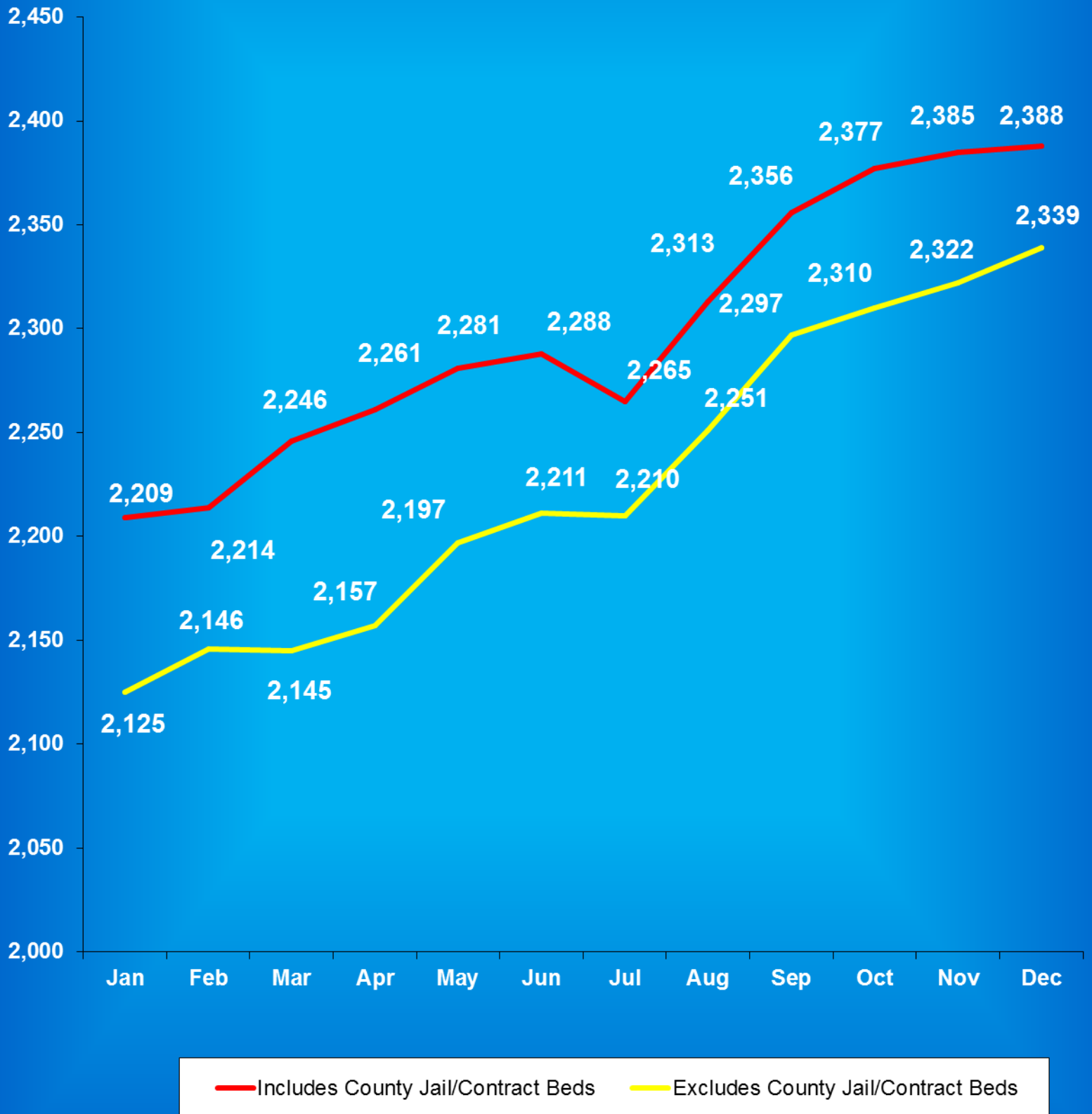
• Includes Offenders Held in County Jails and Contracted Beds

** Other includes Safekeepers, Predispositions, Habitual Offenders, Misdemeanants, and Unknowns

Indiana Department of Correction

Graph B

Average Daily Adult Female Offender Populations
Calendar Year 2017

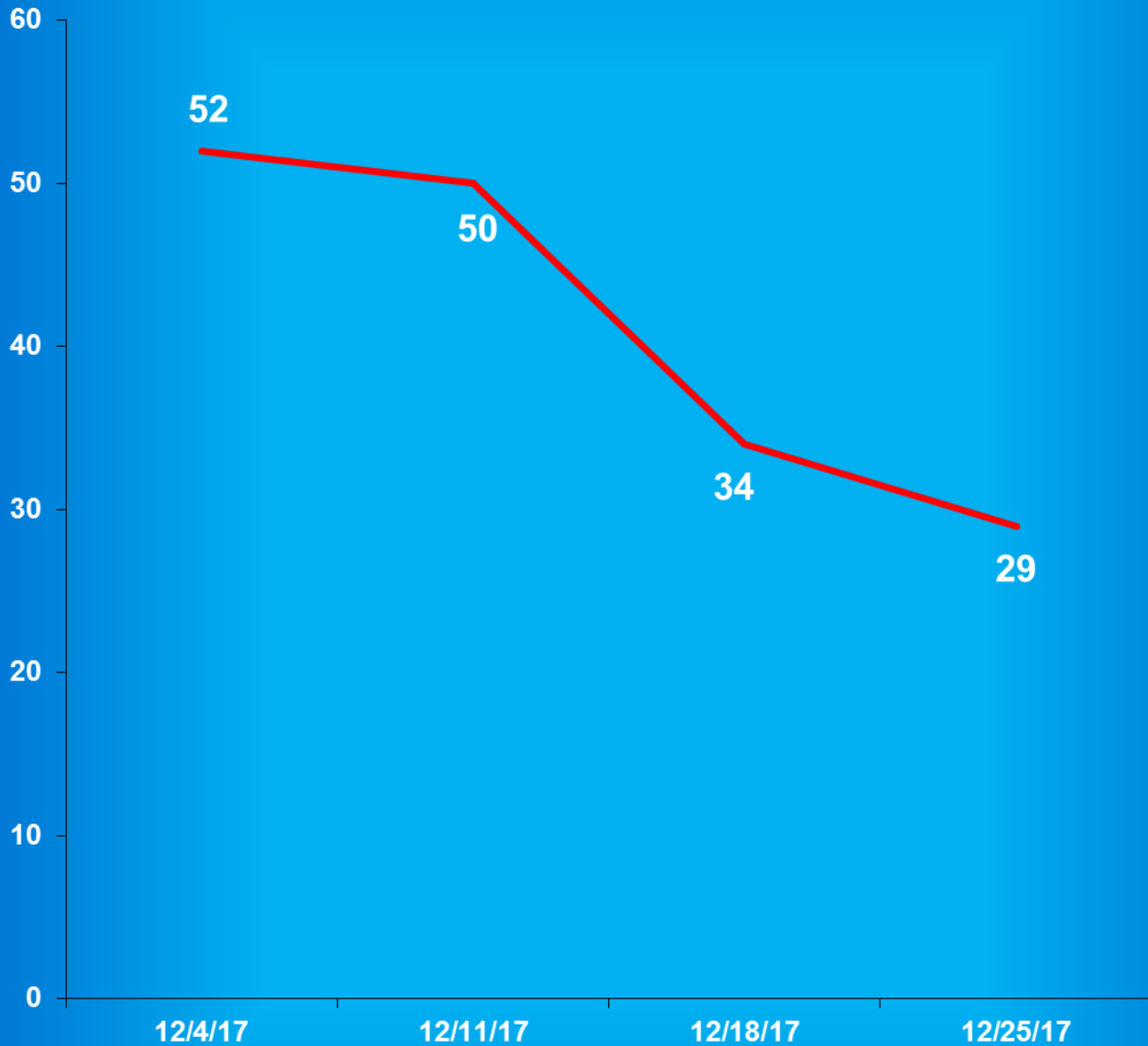


Indiana Department of Correction

Graph C

Adult Females Held in County Jails

December 2017



- Offenders held in county jails are newly sentenced offenders with completed court documents who are awaiting transfer to a DOC facility.

- Jail counts are a dynamic number that are affected by a variety of factors, including; sentencing trends, available DOC beds, and intake process completion.

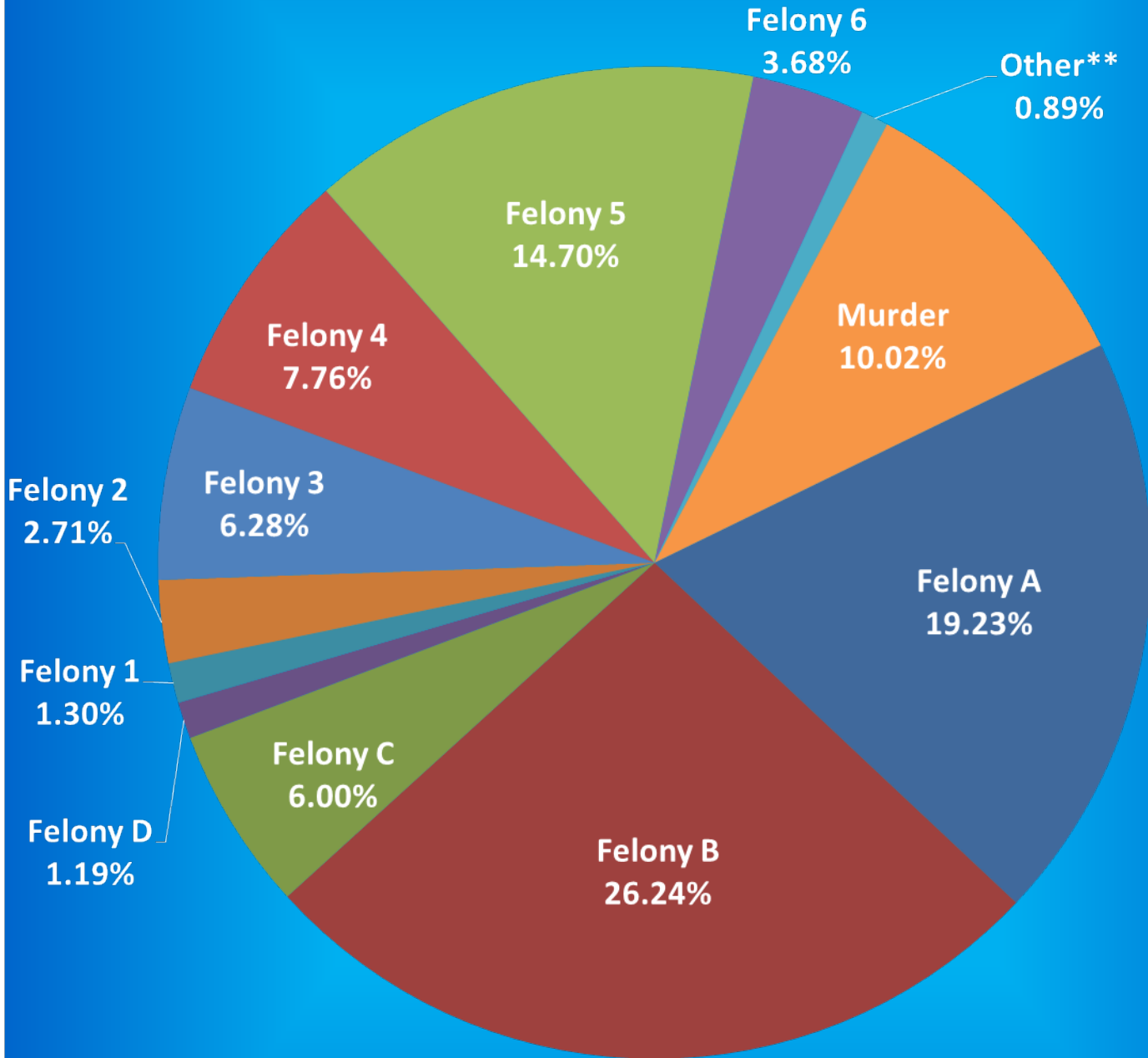
Indiana Department of Correction

Graph D

Male Population by Most Serious Offense Felony Level*

January 01, 2018

N = 23,608



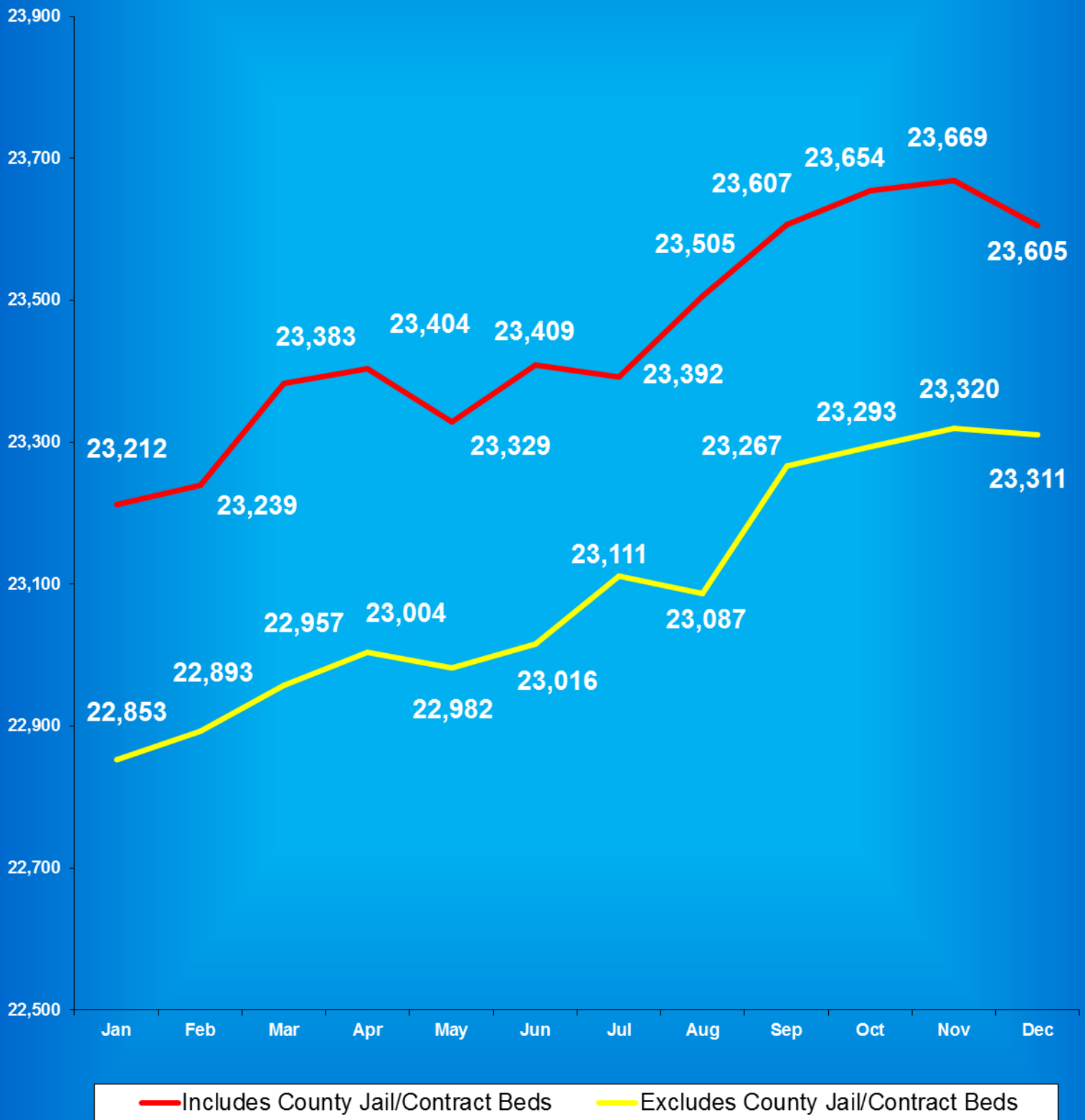
• Includes Offenders Held in County Jails and Contracted Beds

** Other includes Safekeepers, Predispositions, Habitual Offenders, Misdemeanants, and Unknowns

Indiana Department of Correction

Graph E

Average Daily Adult Male Offender Populations Calendar Year 2017

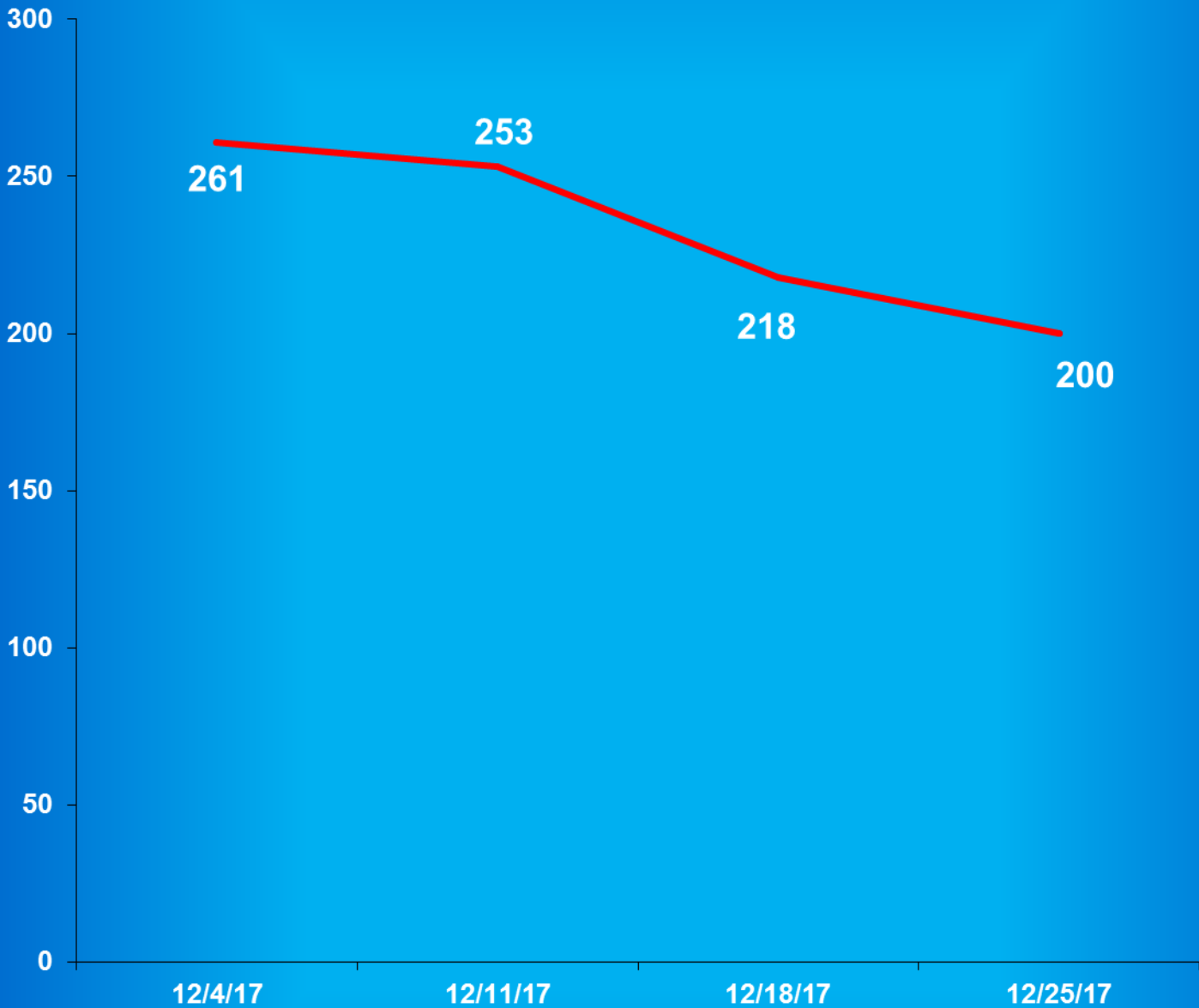


Indiana Department of Correction

Graph F

Adult Males Held in County Jails

December 2017



- Offenders held in county jails are newly sentenced offenders with completed court documents who are awaiting transfer to a DOC facility.

- Jail counts are a dynamic number that are affected by a variety of factors, including; sentencing trends, available DOC beds, and intake process completion.



Juvenile Offender Statistics



Indiana Department Of Correction
Table 13
Monthly Facility Admissions and Releases

Juvenile Offenders
December 2017

Admissions of All Juvenile Males

New Commitment	Re-Commitment	Parolee Return	Return From Escape	Diagnostics/Walk-Thrus
24	10	2	0	8

Releases of All Juvenile Males

Discharge	Parole	Escape	Diagnostics/Walk-Thrus
49	7	0	6

Admissions of All Juvenile Females

New Commitment	Re-Commitment	Parolee Return	Return From Escape	Diagnostics/Walk-Thrus
8	4	0	0	0

Releases of All Juvenile Females

Discharge	Parole	Escape	Diagnostics/Walk-Thrus
7	0	0	1

Sources:

SAS - mnthadm4_pgm_tbl13.pgm

SAS - mnthext4_pgm_tbl13.pgm

Indiana Department of Correction

Table 14

New Admissions by County of Commitment - Juveniles

December 2017

County	Admission Type			County	Admission Type		
	New Commits	Re Commits	Total		New Commits	Re Commits	Total
Adams	0	0	0	Madison	0	0	0
Allen	0	1	1	Marion	6	4	10
Bartholomew	0	0	0	Marshall	2	0	2
Benton	0	0	0	Martin	0	0	0
Blackford	0	0	0	Miami	0	0	0
Boone	0	0	0	Monroe	0	0	0
Brown	0	0	0	Montgomery	0	0	0
Carroll	0	0	0	Morgan	0	0	0
Cass	0	0	0	Newton	0	0	0
Clark	2	0	2	Noble	0	0	0
Clay	0	0	0	Ohio	0	0	0
Clinton	0	2	2	Orange	0	0	0
Crawford	0	0	0	Owen	0	0	0
Daviess	0	0	0	Parke	0	0	0
Dearborn	0	0	0	Perry	0	0	0
Decatur	0	0	0	Pike	0	0	0
DeKalb	1	0	1	Porter	2	0	2
Delaware	0	0	0	Posey	0	0	0
Dubois	0	1	1	Pulaski	0	0	0
Elkhart	1	0	1	Putnam	0	0	0
Fayette	0	0	0	Randolph	1	0	1
Floyd	0	0	0	Ripley	0	0	0
Fountain	0	0	0	Rush	0	0	0
Franklin	0	0	0	St. Joseph	4	0	4
Fulton	0	0	0	Scott	1	0	1
Gibson	0	0	0	Shelby	0	1	1
Grant	0	0	0	Spencer	0	0	0
Greene	0	0	0	Starke	0	0	0
Hamilton	2	0	2	Steuben	0	0	0
Hancock	0	0	0	Sullivan	0	0	0
Harrison	0	0	0	Switzerland	0	0	0
Hendricks	0	0	0	Tippecanoe	1	0	1
Henry	1	0	1	Tipton	0	0	0
Howard	1	0	1	Union	0	0	0
Huntington	0	0	0	Vanderburgh	3	2	5
Jackson	0	0	0	Vermillion	0	0	0
Jasper	0	0	0	Vigo	0	0	0
Jay	0	0	0	Wabash	0	0	0
Jefferson	0	0	0	Warren	0	0	0
Jennings	0	0	0	Warrick	0	0	0
Johnson	0	0	0	Washington	0	0	0
Knox	0	0	0	Wayne	0	0	0
Kosciusko	0	2	2	Wells	1	0	1
LaGrange	1	0	1	White	0	0	0
Lake	1	1	2	Whitley	0	0	0
LaPorte	1	0	1	Unknown	0	0	0
Lawrence	0	0	0	Totals	32	14	46

This data is based on most serious offense and excludes parole violations.

Source: Mnthadm4_pgm_tbl14.pgm

Indiana Department of Correction

Table 15

Monthly Releases by County of Commitment - Juveniles

December 2017

County	Release Type			County	Release Type		
	Discharge	Parole	Total		Discharge	Parole	Total
Adams	1	0	1	Madison	0	1	1
Allen	2	1	3	Marion	8	0	8
Bartholomew	0	0	0	Marshall	0	0	0
Benton	1	0	1	Martin	0	0	0
Blackford	0	0	0	Miami	0	0	0
Boone	1	0	1	Monroe	0	0	0
Brown	0	0	0	Montgomery	0	1	1
Carroll	0	0	0	Morgan	1	0	1
Cass	1	0	1	Newton	0	0	0
Clark	0	0	0	Noble	0	0	0
Clay	0	0	0	Ohio	0	0	0
Clinton	0	0	0	Orange	0	0	0
Crawford	0	0	0	Owen	0	0	0
Daviess	0	0	0	Parke	0	0	0
Dearborn	0	0	0	Perry	0	0	0
Decatur	2	0	2	Pike	0	0	0
DeKalb	0	0	0	Porter	1	0	1
Delaware	1	0	1	Posey	0	0	0
Dubois	1	0	1	Pulaski	0	0	0
Elkhart	2	0	2	Putnam	0	0	0
Fayette	0	0	0	Randolph	0	0	0
Floyd	0	0	0	Ripley	0	0	0
Fountain	0	0	0	Rush	0	0	0
Franklin	0	0	0	St. Joseph	2	1	3
Fulton	1	0	1	Scott	0	1	1
Gibson	0	0	0	Shelby	0	0	0
Grant	0	0	0	Spencer	0	0	0
Greene	0	0	0	Starke	1	0	1
Hamilton	2	0	2	Steuben	0	0	0
Hancock	1	0	1	Sullivan	0	0	0
Harrison	0	0	0	Switzerland	0	0	0
Hendricks	2	0	2	Tippecanoe	2	0	2
Henry	2	0	2	Tipton	0	0	0
Howard	2	0	2	Union	0	0	0
Huntington	1	0	1	Vanderburgh	4	0	4
Jackson	0	0	0	Vermillion	0	0	0
Jasper	0	0	0	Vigo	1	1	2
Jay	1	0	1	Wabash	1	1	2
Jefferson	0	0	0	Warren	0	0	0
Jennings	0	0	0	Warrick	0	0	0
Johnson	0	0	0	Washington	0	0	0
Knox	0	0	0	Wayne	1	0	1
Kosciusko	2	0	2	Wells	0	0	0
LaGrange	0	0	0	White	0	0	0
Lake	7	0	7	Whitley	0	0	0
LaPorte	1	0	1	Unknown	0	0	0
Lawrence	0	0	0	Totals	56	7	63

Some discharges may be releases to County Probation - data is unable to be separated.

Diagnostics and Escapes are excluded.

Source: Mnthext4_pgm_tbl15.pgm

Indiana Department of Correction
Table 16
Total Number of Committing Offenses for Juveniles
Committed to the Indiana Department of Correction

December 2017

OFFENSE (Citation Code)	NUMBER OF OFFENSES			
	This Month		This Calendar Year	
LEVEL I	Female	Male	Female	Male
Aggravated Battery (35-42-2-1.5)	0	0	1	3
Arson (35-43-1-1)	0	0	0	3
Battery (35-42-2-1)	0	3	12	44
Battery by Bodily Waste (35-42-2-6)	2	0	2	3
Burglary (35-43-2-1)	0	5	3	67
Carjacking (35-42-5-2)	0	0	0	0
Carrying Handgun w/o License (35-47-2-1)	0	2	0	17
Changing, Altering, Removing, Obliterating ID of Handgun (35-47-2-18)	0	0	0	6
Child Exploitation (35-42-4-4)	0	0	0	2
Child Molesting (35-42-4-3)	0	1	0	26
Child Seduction (35-42-4-7)	0	0	0	0
Child Selling (35-46-1-4)	0	0	0	0
Child Solicitation (35-42-4-6)	0	0	0	0
Child in Possession of Handgun (35-47-10-5)	0	0	2	22
Consumer Product Tampering (35-45-8-3)	0	0	0	0
Criminal Confinement (35-42-3-3)	0	4	3	11
Criminal Deviate Conduct (35-42-4-2)	0	0	0	0
Criminal Gang Intimidation (35-45-9-4)	0	0	0	0
Criminal Gang Recruitment	0	0	0	0
Criminal Recklessness (35-42-2-2)	0	2	0	13
Dangerous Possession of a Firearm (35-47-10-5)	0	0	0	17
Dealing in a Sawed-Off Shotgun (35-47-5-4.1)	0	0	0	0
Distribution of a Destructive Device (IC 35-47.5-5-5)	0	0	0	0
Domestic Battery (35-42-2-1.3)	0	1	0	6
Driving While Intoxicated Resulting in Death (9-30-5-5)	0	0	1	0
False Application for Handgun (35-47-2-8)	0	0	0	0
False, Altering Handgun License (35-47-2-22)	0	0	0	0
Feticide (35-42-1-6)	0	0	0	0
Handgun, False ID (35-47-2-17)	0	0	0	0
Incest (35-46-1-3)	0	0	0	0
Interference with Custody (35-42-3-4)	0	0	0	0
Intimidation (35-45-2-1)	0	0	0	0
Involuntary Manslaughter (35-42-1-4)	0	0	0	0
Kidnapping (35-42-3-2)	0	0	0	0
Murder (35-42-1-1)	0	0	0	0
Neglect of a Dependent (35-46-1-4)	0	1	0	1
Operation of a Machine Gun/Hurling a Bomb (35-47-5-9)	0	0	0	0
Overpass Mischief (35-42-2-5)	0	0	0	0
Pointing a Firearm (35-47-4-3)	0	0	0	5
Possession of Firearm on School Property (35-47-9-2)	0	1	0	2
Possession of a Machine Gun or Bomb (35-47-5-9)	0	0	0	0
Rape (35-42-4-1)	0	3	0	6
Reckless Homicide (35-42-1-5)	0	0	0	0
Resisting Law Enforcement (35-44-3-3)	0	0	0	0
Robbery (35-42-5-1)	0	6	2	80
Sell, Manufacture, Possess, Purchase Explosive (35-47-5-1)	0	0	0	0
Sell, Transfer, HIV Blood (35-42-1-7)	0	0	0	0
Selling, Transferring, Giving Handgun to Under 18 (35-47-2-7)	0	0	0	0
Sexual Battery (35-42-4-8)	0	0	1	10
Sexual Misconduct (35-44-1-5)	0	0	0	0
Sexual Misconduct with a Minor (35-42-4-9)	0	0	0	0

LEVEL I (cont'd)**NUMBER OF OFFENSES**

	This Month		This Calendar Year	
	Female	Male	Female	Male
Stalking (35-45-10-5)	0	0	0	0
Strangulation (35-42-2-9)	0	0	1	4
Unlawful Delivery of Confiscated Firearm (35-47-3-4)	0	0	0	0
Unlawful Use of Body Armor (35-47-5-13)	0	0	0	0
Unlawful Use of Stun Gun (35-47-8-5)	0	0	0	0
Vicarious Sexual Gratification (35-42-4-5)	0	0	0	0
Voluntary Manslaughter (35-42-1-3)	0	0	0	1
Sub-Total	2	29	28	349

LEVEL II

Assisting a Criminal (35-44-3-2)	0	0	0	0
Chinese Throwing Star (35-47-5-12)	0	0	0	0
Criminal Gang Activity (35-45-9-3)	0	0	0	2
Criminal Recklessness (35-42-2-2)	0	0	0	1
Dealing Anabolic Steroid (16-42-19-27)	0	0	0	0
Dealing Methamphetamine (35-48-4-1.1)	0	0	0	3
Dealing in Cocaine or Narcotic Drug (35-48-4-1)	0	0	0	1
Dealing in Marijuana, Hash Oil, or Hashish (35-48-4-10)	0	0	0	4
Dealing in a Schedule I, II, or III Controlled Substance (35-48-4-2)	0	0	0	2
Dealing in a Schedule IV Controlled Substance (35-48-4-3)	0	0	0	1
Dealing in a Schedule V Controlled Substance (35-48-4-4)	0	0	0	0
Dealing in a Substance Represented to be a Controlled Substance (35-48-4-4.5)	0	0	0	0
Delivery of Weapon to Intoxicated Person (35-47-4-1)	0	0	0	0
Disarming Law Enforcement Officer (35-44.1-3-2)	0	0	1	0
Escape/Failure to Return to Lawful Detention (35-44-3-5)	1	0	4	30
Inmate w/ Deadly Weapon (35-44.1-3-7)	0	1	0	1
Interference with Custody (35-42-3-4)	0	0	0	0
Intimidation (35-45-2-1)	0	3	2	36
Knife with Automatic Blade (35-47-5-2)	0	0	0	0
Loan Sharking (35-45-7-2)	0	0	0	0
Maintaining a Common Nuisance (35-48-4-13)	0	0	0	2
Manufacture, Distribution, Possession of a Substance Represented to be a Controlled Substance (35-48-4-4.6)	0	0	0	0
Neglect of a Dependent (35-46-1-4)	0	0	0	0
Poss Precursors w/ Intent to Manufacture Etc. (35-48-4-14.5)	0	0	0	0
Possession of a Controlled Substance (35-48-4-7)	0	0	0	3
Possession of a Knife on School Property (35-47-5-2.5)	0	0	0	1
Promoting Prostitution (35-45-4-4)	0	0	0	0
Purchase, Possession or Sale of Stun Gun (35-47-8-5)	0	0	0	0
Resisting Law Enforcement (35-44-3-3)	0	2	1	20
Rioting with a Deadly Weapon (35-45-1-2)	0	0	0	0
Sale, Possession, Use of Legend Drug (16-42-19-27)	0	0	0	0
Sexual Misconduct with a Minor (35-42-4-9)	0	0	0	0
Stalking (35-45-10-5)	0	0	0	0
Trafficking with an Inmate (35-44-3-9)	0	0	0	1
Use of Stun Gun in Commission of a Crime (35-47-8-5)	0	0	0	0
Sub-Total	1	6	8	108

LEVEL III

Accident /Failure to Stop (9-26-1-8)	0	0	0	0
Accident, Property Damage with Injury (9-26-1-8)	0	0	0	2
Altering or Damaging Computer (35-43-1-4)	0	0	0	0
Auto Theft, Receiving Stolen Parts (35-43-4-2.5)	2	3	6	44
Battery (35-42-2-1)	3	3	20	88
Battery by Bodily Waste (35-42-2-6)	0	0	0	1
Beastiality	0	0	0	0
Bribery (35-44-1-1)	0	0	0	0
Burglary (35-43-2-1)	0	0	0	0
Check Deception (35-43-5-5)	0	0	0	0

NUMBER OF OFFENSES

LEVEL III (cont'd)	This Month		This Calendar Year	
	Female	Male	Female	Male
Check Fraud (35-43-5-12)	0	0	0	0
Child Exploitation (35-42-4-4)	0	0	0	0
Controlled Substance Registration (35-48-4-14)	0	0	0	0
Conversion (35-43-4-3)	0	0	1	16
Criminal Mischief (35-43-1-2)	1	6	5	76
Criminal Recklessness (35-42-2-2)	0	0	1	4
Criminal Trespass (35-43-2-2)	0	0	0	24
Dealing in Altered Property (35-43-4-2.3)	0	0	0	0
Dealing in Marijuana, Hash Oil, or Hashish (35-48-4-10)	0	1	0	7
Dealing in Paraphernalia (35-48-4-8.5)	0	0	0	0
Dealing in a Schedule IV Controlled Substance (35-48-4-3)	0	0	0	0
Distribution of Material Harmful to Minor (35-49-3-3)	0	0	0	1
Escape/Failure to Return to Lawful Detention (35-44-3-5)	0	4	9	55
Failure to Appear (35-44-3-6)	0	0	0	0
False Reporting (35-44-2-2)	0	0	0	0
Forgery (35-43-5-2)	0	0	0	1
Fraud (35-43-5-4)	0	0	1	1
Fraud on Financial Institution (35-45-5-8)	0	0	0	0
Home Improvement Fraud (35-43-6-13)	0	0	0	0
Identity Deception (35-43-5-3.5)	0	0	0	0
Interference with Custody (35-42-3-4)	0	0	0	0
Interference with Reporting Crime (35-42-2-5)	0	0	0	0
Invasion of Privacy (35-46-1-15.1)	0	0	1	0
Kill Domestic Animal	0	0	0	0
Manufacture of Paraphernalia (35-48-4-8.1)	0	0	0	0
Nonsupport of Child (35-46-1-5)	0	0	0	0
Nonsupport of Spouse (35-46-1-6)	0	0	0	0
Obscene Performance (35-49-3-1)	0	0	0	0
Obstructing Fireman (35-44-3-8)	0	0	0	0
Obstructing Traffic (35-42-2-4)	0	0	0	0
Obstruction of Justice (35-44-3-4)	0	0	0	4
Operating Vehicle After Lifetime Forfeiture (9-30-10-17)	0	0	0	0
Operating Vehicle While Intoxicated (9-30-5-4)	0	0	0	0
Operating Vehicle While Intoxicated with Prior (9-30-5-3)	0	0	0	0
Patronizing a Prostitute (35-45-4-3)	0	0	0	0
Perjury (35-44-2-1)	0	0	0	0
Possession of Cocaine or Narcotic Drug (35-48-4-6)	0	0	0	2
Possession of Marijuana, Hash Oil, or Hashish (35-48-4-11)	0	0	0	1
Possession of Methamphetamines (35-48-4-6.1)	0	0	0	2
Possession of Paraphernalia (35-48-4-8.3)	0	0	0	0
Possession of a Controlled Substance (35-48-4-7)	0	0	0	4
Possession of a Syringe (16-42-19-18)	0	0	0	1
Possession/Use of Legend Drug (16-42-19-13)	0	0	1	1
Professional Gambling (35-45-5-3)	0	0	0	0
Profiting from Adoption (35-46-1-9)	0	0	0	0
Promoting Professional Gambling (35-45-5-4)	0	0	0	0
Promoting Prostitution (35-45-4-4)	0	0	0	0
Prostitution (35-45-4-2)	0	0	0	0
Public Indecency (35-45-4-1)	0	0	0	0
Public Nudity (35-45-4-1.5)	0	0	0	1
Railroad Mischief (35-42-2-5.5)	0	0	0	0
Receiving Stolen Auto Parts (35-43-4-2.5)	1	0	2	11
Receiving Stolen Property (35-43-4-2)	0	2	0	5
Residential Entry (35-43-2-1.5)	0	0	0	5
Resisting Law Enforcement (35-44-3-3)	1	3	9	69
Rioting (35-45-1-2)	0	0	0	0
Sale, Possession, Use of Legend Drug (16-42-19-27)	0	1	0	1
Selling, Distributing, Exhibiting Obscene Material (35-49-3-1)	0	0	0	0
Stalking (35-45-10-5)	0	0	0	0
Synthetic Drug (35-48-4-11.5)	1	0	1	0

NUMBER OF OFFENSES

LEVEL III (cont'd)	This Month		This Calendar Year	
	Female	Male	Female	Male
Theft (35-43-4-2)	1	7	15	134
Torture or Mutilation of Animal (35-46-3-12)	0	0	0	0
Trafficking with an Inmate (35-44-3-9)	0	0	0	0
Unauthorized Possession of Prescription Form (35-48-4-14)	0	0	0	0
Unlawful Entry of Motor Vehicle (35-43-4-2.7)	0	0	0	0
Voyeurism (35-45-4-5)	0	0	0	0
Welfare Fraud (35-43-5-7)	0	0	0	0
Sub-Total	10	30	72	561

LEVEL IV

Absence From Home Detention (35-38-2.5-10)	0	0	0	0
Accident/Failure to Stop (9-26-1-8)	0	0	0	6
Animal Cruelty (35-46-3-12)	0	0	0	0
Assisting a Criminal (35-44-3-2)	0	0	1	0
Beats Vertebrate Animal (35-46-3-12)	0	1	0	2
Check Deception (35-43-5-5)	0	0	0	0
Common Nuisance (35-48-4-13)	0	0	0	3
Computer Trespassing (35-43-2-3)	0	0	0	0
Counterfeiting Auto Registration (9-18-2-42)	0	0	0	0
Counterfeiting a Driver's License (9-24-18-7)	0	0	0	0
Curfew Violation (31-37-2-5)	0	0	0	3
Deception (35-43-5-3)	0	0	0	0
Deer Outside Hours (14-22-6-1)	0	0	0	0
Deer w/ Illegal Device (14-22-6-1)	0	0	0	0
Disorderly Conduct (35-45-1-3)	1	1	8	26
Dissemination of Material Harmful to Minor (35-49-3-3)	0	0	0	0
Driving While Intoxicated (9-11-2-3)	0	0	0	2
Driving with Suspended License (9-24-19-2)	0	0	0	0
Exploitation of Dependent/Endangered Adult (35-46-1-12)	0	0	0	0
Failure to Appear (35-44-3-6)	0	0	0	0
Failure to Disclose Recruitment (35-46-4-4)	0	0	0	0
Failure to Respond to Summons (35-44-3-6.5)	0	0	0	0
False Auto Registration (9-18-2-44)	0	0	0	0
False Informing (35-44-2-2)	0	0	4	13
Flag Desecration (35-45-1-4)	0	0	0	0
Glue Sniffing (35-46-6-2)	1	0	1	0
Habitual Disobedience of Parent, Guardian, or Custodian (Incorrigible) (31-37-2-4)	0	2	1	12
Harassment (35-45-2-2)	0	0	0	1
Home Improvement Fraud (35-43-6-12)	0	0	0	0
Illegal Consumption of Alcohol (7.1-5-7-7)	0	0	3	21
Illegal Possession of Alcohol (7.1-5-7-7)	0	0	1	5
Impairment of ID Number (35-43-7-4)	0	0	0	0
Interference with Custody (35-42-3-4)	0	0	0	0
Interfering with Law Enforcement Animal (35-46-3-11)	0	0	0	0
Invasion of Privacy (35-46-1-15.1)	0	0	0	0
Leaving Home w/o Permission of Parent, Guardian or Custodian (Runaway) (31-37-2-2)	0	1	7	24
Maintaining a Common Nuisance (35-48-4-13)	0	0	0	0
Nitrous Oxide Distribution (35-46-6-3)	0	0	0	0
Obscene Performance (35-49-3-1)	0	0	0	0
Obstructing Medical Emergency (35-44-3-8.5)	0	0	0	0
Obstructing Traffic (35-42-2-4)	0	0	0	0
Official Misconduct (35-44.1-1-1)	0	0	0	0
Operating Vehicle While Intoxicated (9-30-5-2)	0	0	0	1
Operating Vehicle While Intoxicated/Cntrlrd Sub (9-30-5-1)	0	0	0	0
Operating Vehicle w/o License (9-24-18-1)	1	0	2	18
Operating Vehicle w/o Proof of Financial (9-25-8-2)	0	0	0	0
Operating Vehicle w/o Registration/Plates (9-18-2-43)	0	0	0	0
Possession of Marijuana, Hash Oil, or Hashish (35-48-4-11)	0	0	2	47
Possession of Paraphernalia (35-48-4-8.3)	0	0	1	18

LEVEL IV (cont'd)	NUMBER OF OFFENSES					
	This Month		This Calendar Year			
	Female	Male	Female	Male		
Possession of Substance Represented to be a Controlled Substance (35-48-4-4.6)	0	0	0	0		
Possession, Purchase, Accepting Tobacco (35-46-1-10.5)	0	0	0	0		
Probation Violation	0	20	23	359		
Public Intoxication (7.1-5-1-3)	0	1	1	4		
Receiving Unidentified Property (35-43-7-5)	0	0	0	0		
Reckless Driving (9-21-8-52)	0	1	0	4		
Refusal to Aid Officer (35-44-3-7)	0	0	0	0		
Refusal to Identify Self (34-28-5-3.5)	0	0	0	0		
Selling, Distributing, Exhibiting Obscene Material (35-49-3-1)	0	0	0	0		
Synthetic Drug (35-48-4-11.5)	1	0	4	3		
Taking Deer/Turkey (14-22-6-1)	0	0	0	0		
Tattooing a Minor (35-42-2-7)	0	0	0	0		
Torture, Kill, Mutilate an Animal (35-46-3-12)	0	0	0	0		
Unauthorized Possession of Prescription (35-48-4-14)	0	0	0	0		
Unlawful Entry of Motor Vehicle (35-43-4-2.7)	0	0	0	9		
Unlawful Gambling (35-45-5-2)	0	0	0	0		
Unlawful Use of Railroad Right of Way (8-3-15-3)	0	0	0	0		
Vending Machine Vandalism (35-43-4-7)	0	0	0	0		
Violation Home Detention	0	0	0	0		
Violation Suspended Commitment to DOC	0	0	0	20		
Violation of Compulsory School Attendance Law (Truancy) (31-37-2-3)	0	0	1	3		
Voyeurism (35-45-4-5)	0	0	0	1		
Welfare Fraud (35-45-5-7)	0	0	0	0		
	Sub-Total		4	27	60	605
GRAND TOTAL NUMBER OF OFFENSES		17	92	168	1,623	

Indiana Department of Correction
Table 17
Number of Juvenile Offenders by Most Serious Offense
Committed to the Indiana Department of Correction

December 2017

MOST SERIOUS OFFENSE (Citation Code)	NUMBER OF JUVENILES			
	This Month		This Calendar Year	
LEVEL I	Female	Male	Female	Male
Aggravated Battery (35-42-2-1.5)	0	0	1	3
Arson (35-43-1-1)	0	0	0	2
Battery (35-42-2-1)	0	2	7	32
Battery by Bodily Waste (35-42-2-6)	1	0	1	2
Burglary (35-43-2-1)	0	4	3	57
Carjacking (35-42-5-2)	0	0	0	0
Carrying Handgun w/o License (35-47-2-1)	0	0	0	8
Changing, Altering, Removing, Obliterating ID of Handgun (35-47-2-18)	0	0	0	5
Child Exploitation (35-42-4-4)	0	0	0	1
Child Molesting (35-42-4-3)	0	1	0	22
Child Seduction (35-42-4-7)	0	0	0	0
Child Selling (35-46-1-4)	0	0	0	0
Child Solicitation (35-42-4-6)	0	0	0	0
Child in Possession of Handgun (35-47-10-5)	0	0	2	14
Consumer Product Tampering (35-45-8-3)	0	0	0	0
Criminal Confinement (35-42-3-3)	0	0	2	3
Criminal Deviate Conduct (35-42-4-2)	0	0	0	0
Criminal Gang Intimidation (35-45-9-4)	0	0	0	0
Criminal Gang Recruitment	0	0	0	0
Criminal Recklessness (35-42-2-2)	0	2	0	10
Dangerous Possession of a Firearm (35-47-10-5)	0	0	0	14
Dealing in a Sawed-Off Shotgun (35-47-5-4.1)	0	0	0	0
Distribution of a Destructive Device (IC 35-47.5-5-5)	0	0	0	0
Domestic Battery (35-42-2-1.3)	0	1	0	5
Driving While Intoxicated Resulting in Death (9-30-5-5)	0	0	1	0
False Application for Handgun (35-47-2-8)	0	0	0	0
False, Altering Handgun License (35-47-2-22)	0	0	0	0
Feticide (35-42-1-6)	0	0	0	0
Handgun, False ID (35-47-2-17)	0	0	0	0
Incest (35-46-1-3)	0	0	0	0
Interference with Custody (35-42-3-4)	0	0	0	0
Intimidation (35-45-2-1)	0	0	0	0
Involuntary Manslaughter (35-42-1-4)	0	0	0	0
Kidnapping (35-42-3-2)	0	0	0	0
Murder (35-42-1-1)	0	0	0	0
Neglect of a Dependent (35-46-1-4)	0	1	0	1
Operation of a Machine Gun/Hurling a Bomb (35-47-5-9)	0	0	0	0
Overpass Mischief (35-42-2-5)	0	0	0	0
Pointing a Firearm (35-47-4-3)	0	0	0	1
Possession of Firearm on School Property (35-47-9-2)	0	1	0	1
Possession of a Machine Gun or Bomb (35-47-5-9)	0	0	0	0
Rape (35-42-4-1)	0	1	0	4
Reckless Homicide (35-42-1-5)	0	0	0	0
Resisting Law Enforcement (35-44-3-3)	0	0	0	0
Robbery (35-42-5-1)	0	6	2	72
Sell, Manufacture, Possess, Purchase Explosive (35-47-5-1)	0	0	0	0
Sell, Transfer, HIV Blood (35-42-1-7)	0	0	0	0
Selling, Transferring, Giving Handgun to Under 18 (35-47-2-7)	0	0	0	0
Sexual Battery (35-42-4-8)	0	0	0	6
Sexual Misconduct (35-44-1-5)	0	0	0	0
Sexual Misconduct with a Minor (35-42-4-9)	0	0	0	0

NUMBER OF JUVENILES

LEVEL I (cont'd)	This Month		This Calendar Year	
	Female	Male	Female	Male
Stalking (35-45-10-5)	0	0	0	0
Strangulation (35-42-2-9)	0	0	1	2
Unlawful Delivery of Confiscated Firearm (35-47-3-4)	0	0	0	0
Unlawful Use of Body Armor (35-47-5-13)	0	0	0	0
Unlawful Use of Stun Gun (35-47-8-5)	0	0	0	0
Vicarious Sexual Gratification (35-42-4-5)	0	0	0	0
Voluntary Manslaughter (35-42-1-3)	0	0	0	1
	1	19	20	266

LEVEL II

Assisting a Criminal (35-44-3-2)	0	0	0	0
Chinese Throwing Star (35-47-5-12)	0	0	0	0
Criminal Gang Activity (35-45-9-3)	0	0	0	0
Criminal Recklessness (35-42-2-2)	0	0	0	1
Dealing Anabolic Steroid (16-42-19-27)	0	0	0	0
Dealing Methamphetamine (35-48-4-1.1)	0	0	0	2
Dealing in Cocaine or Narcotic Drug (35-48-4-1)	0	0	0	1
Dealing in Marijuana, Hash Oil, or Hashish (35-48-4-10)	0	0	0	3
Dealing in a Schedule I, II, or III Controlled Substance (35-48-4-2)	0	0	0	1
Dealing in a Schedule IV Controlled Substance (35-48-4-3)	0	0	0	0
Dealing in a Schedule V Controlled Substance (35-48-4-4)	0	0	0	0
Dealing in a Substance Represented to be a Controlled Substance (35-48-4-4.5)	0	0	0	0
Delivery of Weapon to Intoxicated Person (35-47-4-1)	0	0	0	0
Disarming Law Enforcement Officer (35-44.1-3-2)	0	0	1	0
Escape/Failure to Return to Lawful Detention (35-44-3-5)	1	0	3	21
Inmate w/ Deadly Weapon (35-44.1-3-7)	0	1	0	1
Interference with Custody (35-42-3-4)	0	0	0	0
Intimidation (35-45-2-1)	0	0	2	15
Knife with Automatic Blade (35-47-5-2)	0	0	0	0
Loan Sharking (35-45-7-2)	0	0	0	0
Maintaining a Common Nuisance (35-48-4-13)	0	0	0	2
Manufacture, Distribution, Possession of a Substance Represented to be a Controlled Substance (35-48-4-4.6)	0	0	0	0
Neglect of a Dependent (35-46-1-4)	0	0	0	0
Poss precursors w/intent to manufacture etc. (35-48-4-14.5)	0	0	0	0
Possession of a Controlled Substance (35-48-4-7)	0	0	0	0
Possession of a Knife on School Property (35-47-5-2.5)	0	0	0	1
Promoting Prostitution (35-45-4-4)	0	0	0	0
Purchase, Possession or Sale of Stun Gun (35-47-8-5)	0	0	0	0
Resisting Law Enforcement (35-44-3-3)	0	1	1	11
Rioting with a Deadly Weapon (35-45-1-2)	0	0	0	0
Sale, Possession, Use of Legend Drug (16-42-19-27)	0	0	0	0
Sexual Misconduct with a Minor (35-42-4-9)	0	0	0	0
Stalking (35-45-10-5)	0	0	0	0
Trafficking with an Inmate (35-44-3-9)	0	0	0	1
Use of Stun Gun in Commission of a Crime (35-47-8-5)	0	0	0	0
Sub-Total	1	2	7	60

LEVEL III

Accident /Failure to Stop (9-26-1-8)	0	0	0	0
Accident, Property Damage with Injury (9-26-1-8)	0	0	0	0
Altering or Damaging Computer (35-43-1-4)	0	0	0	0
Auto Theft, Receiving Stolen Parts (35-43-4-2.5)	3	2	6	25
Battery (35-42-2-1)	3	3	14	36
Beastiality	0	0	0	0
Bribery (35-44-1-1)	0	0	0	0
Burglary (35-43-2-1)	0	0	0	0
Check Deception (35-43-5-5)	0	0	0	0
Check Fraud (35-43-5-12)	0	0	0	0

NUMBER OF JUVENILES

LEVEL III (cont'd)	This Month		This Calendar Year	
	Female	Male	Female	Male
Child Exploitation (35-42-4-4)	0	0	0	0
Controlled Substance Registration (35-48-4-14)	0	0	0	0
Conversion (35-43-4-3)	0	0	1	5
Criminal Mischief (35-43-1-2)	0	2	2	14
Criminal Recklessness (35-42-2-2)	0	0	0	0
Criminal Trespass (35-43-2-2)	0	0	0	8
Dealing in Altered Property (35-43-4-2.3)	0	0	0	0
Dealing in Marijuana, Hash Oil, or Hashish (35-48-4-10)	0	1	0	4
Dealing in Paraphernalia (35-48-4-8.5)	0	0	0	0
Distribution of Material Harmful to Minor (35-49-3-3)	0	0	0	1
Escape/Failure to Return to Lawful Detention (35-44-3-5)	0	1	6	16
Failure to Appear (35-44-3-6)	0	0	0	0
False Reporting (35-44-2-2)	0	0	0	0
Forgery (35-43-5-2)	0	0	0	1
Fraud (35-43-5-4)	0	0	1	1
Fraud on Financial Institution (35-45-5-8)	0	0	0	0
Home Improvement Fraud (35-43-6-13)	0	0	0	0
Identity Deception (35-43-5-3.5)	0	0	0	0
Interference with Custody (35-42-3-4)	0	0	0	0
Interference with Reporting Crime (35-42-2-5)	0	0	0	0
Invasion of Privacy (35-46-1-15.1)	0	0	0	0
Kill Domestic Animal	0	0	0	0
Manufacture of Paraphernalia (35-48-4-8.1)	0	0	0	0
Nonsupport of Child (35-46-1-5)	0	0	0	0
Nonsupport of Spouse (35-46-1-6)	0	0	0	0
Obscene Performance (35-49-3-1)	0	0	0	0
Obstructing Fireman (35-44-3-8)	0	0	0	0
Obstructing Traffic (35-42-2-4)	0	0	0	0
Obstruction of Justice (35-44-3-4)	0	0	0	0
Operating Vehicle After Lifetime Forfeiture (9-30-10-17)	0	0	0	0
Operating Vehicle While Intoxicated (9-30-5-4)	0	0	0	0
Operating Vehicle While Intoxicated with Prior (9-30-5-3)	0	0	0	0
Patronizing a Prostitute (35-45-4-3)	0	0	0	0
Perjury (35-44-2-1)	0	0	0	0
Possession of Cocaine or Narcotic Drug (35-48-4-6)	0	0	0	1
Possession of Marijuana, Hash Oil, or Hashish (35-48-4-11)	0	0	0	0
Possession of Methamphetamines (35-48-4-6.1)	0	0	0	0
Possession of Paraphernalia (35-48-4-8.3)	0	0	0	0
Possession of a Controlled Substance (35-48-4-7)	0	0	0	1
Possession of a Syringe (16-42-19-18)	0	0	0	0
Possession/Use of Legend Drug (16-42-19-13)	0	0	1	0
Professional Gambling (35-45-5-3)	0	0	0	0
Profiting from Adoption (35-46-1-9)	0	0	0	0
Promoting Professional Gambling (35-45-5-4)	0	0	0	0
Promoting Prostitution (35-45-4-4)	0	0	0	0
Prostitution (35-45-4-2)	0	0	0	0
Public Indecency (35-45-4-1)	0	0	0	0
Public Nudity (35-45-4-1.5)	0	0	0	1
Railroad Mischief (35-42-2-5.5)	0	0	0	0
Receiving Stolen Property (35-43-4-2)	0	0	0	1
Residential Entry (35-43-2-1.5)	0	0	0	3
Resisting Law Enforcement (35-44-3-3)	1	1	6	18
Rioting (35-45-1-2)	0	0	0	0
Sale, Possession, Use of Legend Drug (16-42-19-27)	0	1	0	1
Selling, Distributing, Exhibiting Obscene Material (35-49-3-1)	0	0	0	0
Stalking (35-45-10-5)	0	0	0	0
Synthetic Drug (35-48-4-11.5)	1	0	1	0
Theft (35-43-4-2)	0	2	10	50
Torture or Mutilation of Animal (35-46-3-12)	0	0	0	0
Trafficking with an Inmate (35-44-3-9)	0	0	0	0

LEVEL III (Cont.)**NUMBER OF JUVENILES**

	This Month		This Calendar Year	
	Female	Male	Female	Male
Unauthorized Possession of Prescription Form (35-48-4-14)	0	0	0	0
Unlawful Entry of Motor Vehicle (35-43-4-2.7)	0	0	0	0
Voyeurism (35-45-4-5)	0	0	0	0
Welfare Fraud (35-43-5-7)	0	0	0	0
Sub-Total	8	13	48	187

LEVEL IV

Absence From Home Detention (35-38-2.5-10)	0	0	0	0
Accident/Failure to Stop (9-26-1-8)	0	0	0	0
Assisting a Criminal (35-44-3-2)	0	0	0	0
Beats Vertebrate Animal (35-46-3-12)	0	0	0	1
Check Deception (35-43-5-5)	0	0	0	0
Common Nuisance (35-48-4-13)	0	0	0	0
Computer Trespassing (35-43-2-3)	0	0	0	0
Counterfeiting Auto Registration (9-18-2-42)	0	0	0	0
Counterfeiting a Driver's License (9-24-18-7)	0	0	0	0
Curfew Violation (31-37-2-5)	0	0	0	0
Deception (35-43-5-3)	0	0	0	0
Disorderly Conduct (35-45-1-3)	1	0	2	5
Dissemination of Material Harmful to Minor (35-49-3-3)	0	0	0	0
Driving with Suspended License (9-24-19-2)	0	0	0	0
Exploitation of Dependent/Endangered Adult (35-46-1-12)	0	0	0	0
Failure to Appear (35-44-3-6)	0	0	0	0
Failure to Disclose Recruitment (35-46-4-4)	0	0	0	0
Failure to Respond to Summons (35-44-3-6.5)	0	0	0	0
False Auto Registration (9-18-2-44)	0	0	0	0
False Informing (35-44-2-2)	0	0	1	1
Flag Desecration (35-45-1-4)	0	0	0	0
Glue Sniffing (35-46-6-2)	1	0	1	0
Habitual Disobedience of Parent, Guardian, or Custodian (Incorrigible) (31-37-2-4)	0	0	0	0
Harassment (35-45-2-2)	0	0	0	0
Home Improvement Fraud (35-43-6-12)	0	0	0	0
Illegal Consumption of Alcohol (7.1-5-7-7)	0	0	0	0
Illegal Possession of Alcohol (7.1-5-7-7)	0	0	0	0
Impairment of ID Number (35-43-7-4)	0	0	0	0
Interference with Custody (35-42-3-4)	0	0	0	0
Interfering with Law Enforcement Animal (35-46-3-11)	0	0	0	0
Invasion of Privacy (35-46-1-15.1)	0	0	0	0
Leaving Home w/o Permission of Parent, Guardian or Custodian (Runaway) (31-37-2-2)	0	0	0	0
Nitrous Oxide Distribution (35-46-6-3)	0	0	0	0
Obscene Performance (35-49-3-1)	0	0	0	0
Obstructing Medical Emergency (35-44-3-8.5)	0	0	0	0
Obstructing Traffic (35-42-2-4)	0	0	0	0
Operating Vehicle While Intoxicated (9-30-5-2)	0	0	0	1
Operating Vehicle While Intoxicated/Cntrl'd Sub (9-30-5-1)	0	0	0	0
Operating Vehicle w/o License (9-24-18-1)	0	0	0	0
Operating Vehicle w/o Proof of Financial (9-25-8-2)	0	0	0	0
Operating Vehicle w/o Registration/Plates (9-18-2-43)	0	0	0	0
Possession of Marijuana, Hash Oil, or Hashish (35-48-4-11)	0	0	2	13
Possession of Paraphernalia (35-48-4-8.3)	0	0	0	1
Possession of Substance Represented to be a Controlled Substance (35-48-4-4.6)	0	0	0	0
Possession, Purchase, Accepting Tobacco (35-46-1-10.5)	0	0	0	0
Probation Violation	0	0	0	0
Public Intoxication (7.1-5-1-3)	0	0	0	0
Receiving Unidentified Property (35-43-7-5)	0	0	0	0
Reckless Driving (9-21-8-52)	0	0	0	1
Refusal to Aid Officer (35-44-3-7)	0	0	0	0
Refusal to Identify Self (34-28-5-3.5)	0	0	0	0
Selling, Distributing, Exhibiting Obscene Material (35-49-3-1)	0	0	0	0
Synthetic Drug	0	0	0	0

LEVEL IV (cont'd)	NUMBER OF JUVENILES				
	This Month		This Calendar Year		
	Female	Male	Female	Male	
Torture, Kill, Mutilate an Animal (35-46-3-12)	0	0	0	0	
Unauthorized Possession of Prescription (35-48-4-14)	0	0	0	0	
Unlawful Entry of Motor Vehicle (35-43-4-2.7)	0	0	0	2	
Unlawful Gambling (35-45-5-2)	0	0	0	0	
Unlawful Use of Railroad Right of Way (8-3-15-3)	0	0	0	0	
Vending Machine Vandalism (35-43-4-7)	0	0	0	0	
Violation Home Detention	0	0	0	0	
Violation Suspended Commitment to DOC	0	0	0	0	
Violation of Compulsory School Attendance Law (Truancy) (31-37-2-3)	0	0	0	0	
Voyeurism (35-45-4-5)	0	0	0	1	
Welfare Fraud (35-45-5-7)	0	0	0	0	
NO SENTENCE DATA	0	0	0	0	
	Sub-Total	2	0	6	26
	GRAND TOTAL NUMBER OF JUVENILES	12	34	81	539

Indiana Department of Correction
Table 18
Juvenile Female New Commitments

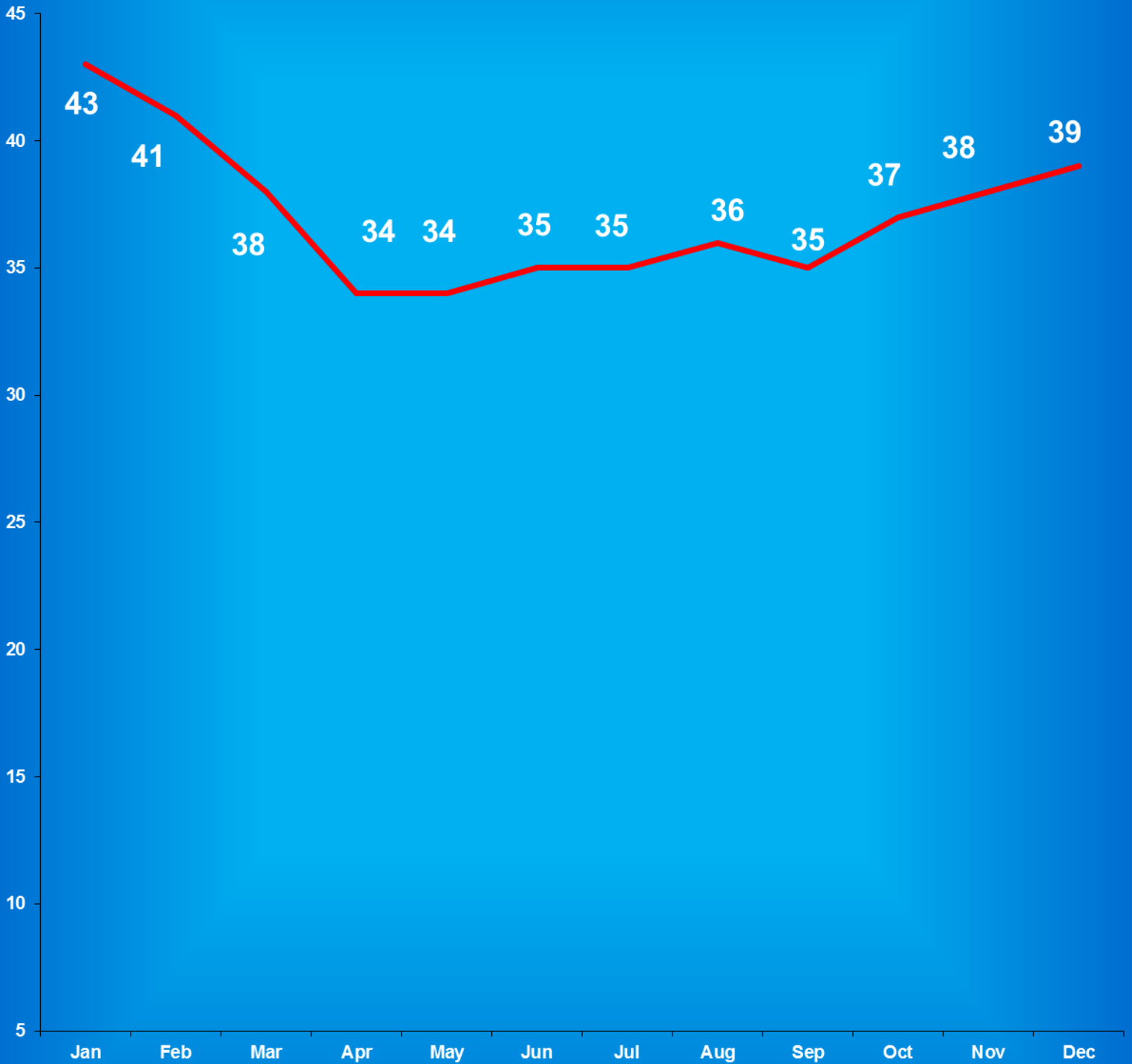
<u>Month</u>	<u>2013</u>	<u>2014</u>	<u>2015</u>	<u>2016</u>	<u>2017</u>
January	18	10	3	6	2
February	13	9	8	10	5
March	11	7	4	11	6
April	13	15	10	9	2
May	13	11	12	4	6
June	13	8	6	11	7
July	20	14	5	4	8
August	23	10	10	4	5
September	6	5	13	7	8
October	10	8	0	5	6
November	5	5	11	6	7
December	<u>12</u>	<u>13</u>	<u>11</u>	<u>5</u>	<u>12</u>
TOTALS	157	115	93	82	74

Source: SAS - mnthadm4.pgm

Indiana Department of Correction

Graph G

Average Daily Juvenile Female Offender Populations
Calendar Year 2017



Indiana Department of Correction
Table 19
Juvenile Male New Commitments

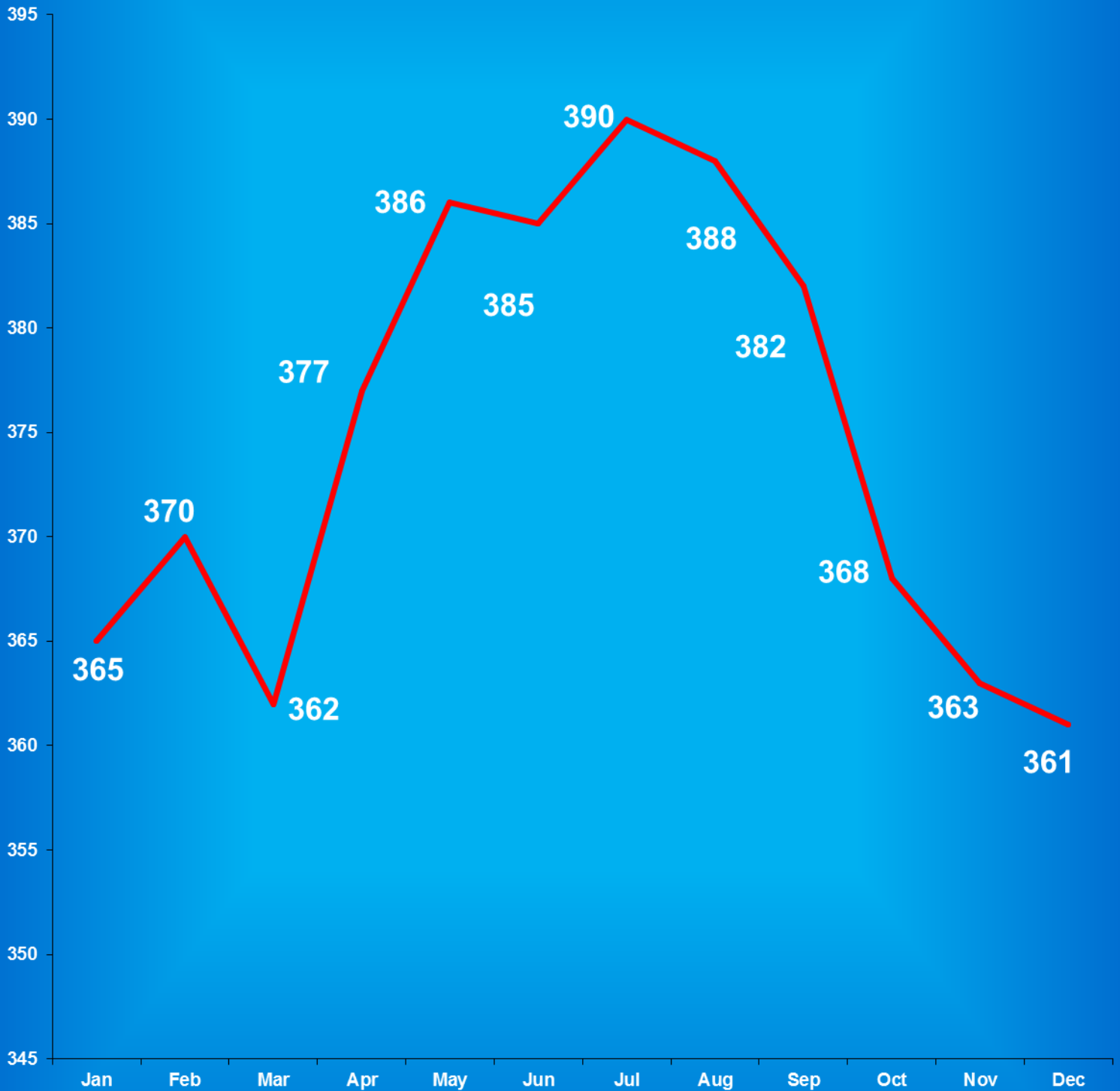
<u>Month</u>	<u>2013</u>	<u>2014</u>	<u>2015</u>	<u>2016</u>	<u>2017</u>
January	76	58	35	39	26
February	45	46	26	40	26
March	82	30	32	69	36
April	47	53	43	33	45
May	74	47	37	44	35
June	45	55	41	40	48
July	68	46	50	29	40
August	44	42	31	38	48
September	31	43	42	36	43
October	74	48	45	24	39
November	59	40	41	28	48
December	<u>40</u>	<u>40</u>	<u>40</u>	<u>30</u>	<u>34</u>
TOTALS	685	548	463	450	468

Source: SAS - mnthadm4.pgm

Indiana Department of Correction

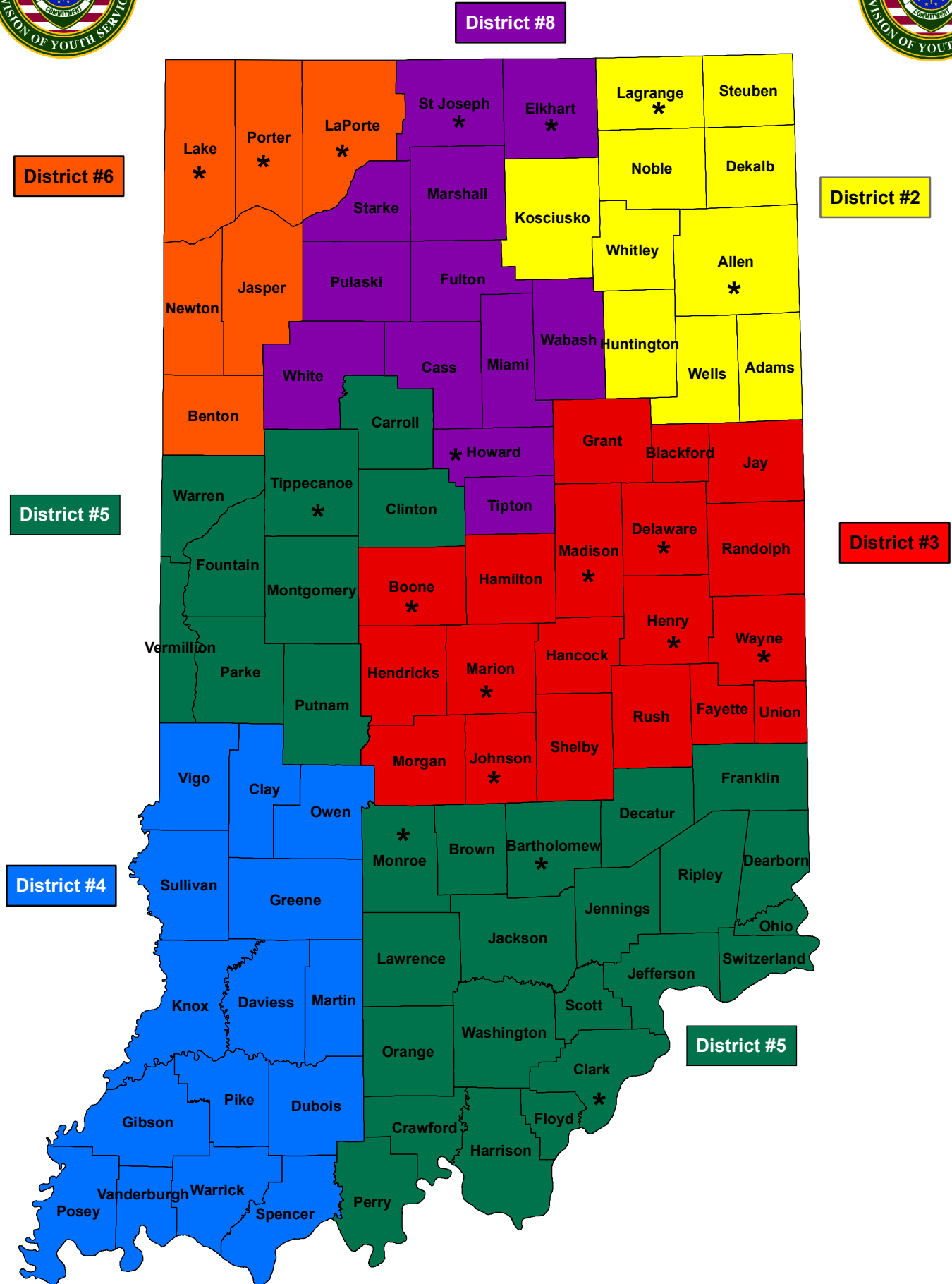
Graph H

Average Daily Juvenile Male Offender Populations Calendar Year 2017





Juvenile Reintegration Districts



*JDAI Site

Indiana Department of Correction
Table 20
Juvenile Parole Caseload on January 01, 2018

<u>Juvenile Reintegration Districts</u>	Indiana Parolees		Other Jurisdiction		<u>Total</u>
	<u>Juvenile Male</u>	<u>Juvenile Female</u>	<u>Juvenile Male</u>	<u>Juvenile Female</u>	
<i>Interstate Compact (RD0)*</i>	4	1	8	0	13
	<u>District Supervision Breakdown as follows:</u>				
Juv Reintegration District 2	14	0	0	0	14
Juv Reintegration District 3	11	2	2	0	15
Juv Reintegration District 4	3	2	2	0	7
Juv Reintegration District 5	7	0	1	0	8
Juv Reintegration District 6	1	2	1	0	4
Juv Reintegration District 8	12	1	2	0	15
Total	52	8	8	0	68

Total Juvenile Parole Population on the First Day of Each Month

<u>Calendar Year 2018</u>	Indiana Parolees		Other Jurisdiction		<u>Total</u>
	<u>Juvenile Male</u>	<u>Juvenile Female</u>	<u>Juvenile Male</u>	<u>Juvenile Female</u>	
January	52	8	8	0	68

* Includes Indiana parolees who are serving their parole in another state, as well as offenders from other States being supervised in Indiana (Interstate Compact)

Sources:
Parole Division
SAS - juvpar12.pgm

**Indiana Department of Correction
Indiana Government Center South, Room E334
302 W. Washington Street
Indianapolis, IN 46204**

**Prepared by:
Joshua Ross, Research Analyst
(317) 233-3432
josross@idoc.IN.gov**

This report and previous reports may be found at:

<http://www.in.gov/idoc/2376.htm>



CHANGING LIVES

The logo for the Indiana Department of Correction is circular, featuring a central torch surrounded by stars. The words "EMPLOYEES", "EFFICIENCY", and "EFFECTIVENESS" are arranged around the torch. The outer ring of the logo contains the text "INDIANA DEPARTMENT OF CORRECTION". To the right of the logo is a blue silhouette of the state of Indiana.

The Indiana Department of Correction advances public safety and successful re-entry through dynamic supervision, programming, and partnerships.