


Indiana Department of Correction

Division of Research & Technology



Offender Population Statistical Report

- December 2016 -

Bruce Lemmon, Commissioner

**Indiana Department of Correction
Indiana Government Center South, Room E334
302 W. Washington Street
Indianapolis, IN 46204**

**Prepared by:
Josh Spear, Research Analyst
(317) 234-4417
jspear2@idoc.in.gov**

This report and previous reports may be found at:

<http://www.in.gov/idoc/2376.htm>



Definitions

For the purpose of this report, the following definitions apply:

Admission – The means by which an offender enters the custody or jurisdiction of the Indiana Department of Correction. For this report, with the exception of the return of an escapee, this does not include a return from a temporary absence.

Average Daily Population – The sum of the daily beginning counts for a month, divided by that month's number of daily beginning counts.

Beginning Count – The number of offenders physically present at the beginning of the day (ie, 0000:01 hours).

Class A Felony – An offense whereby a person convicted of this felony shall be imprisoned for a fixed term of thirty years, with not more than twenty years added for aggravating circumstances, or not more than ten years subtracted for mitigating circumstances.

Class B Felony – An offense whereby a person convicted of this felony shall be imprisoned for a fixed term of ten years, with not more than ten years added for aggravating circumstances, or not more than four years subtracted for mitigating circumstances.

Class C Felony – An offense whereby a person convicted of this felony shall be imprisoned for a fixed term of four years, with not more than four years added for aggravating circumstances, or not more than two years subtracted for mitigating circumstances.

Class D Felony – An offense whereby a person convicted of this felony shall be imprisoned for a fixed term of one and one-half years, with not more than one and one-half years added for aggravating circumstances, or not more than one year subtracted for mitigating circumstances.

Class 1 Felony – An offense whereby a person convicted of this felony shall be imprisoned with a sentence range of 20-40 years, with not more than twenty years added as a habitual offender enhancement.

Class 2 Felony – An offense whereby a person convicted of this felony shall be imprisoned with a sentence range of 10-30 years, with not more than twenty years added as a habitual offender enhancement.

Class 3 Felony – An offense whereby a person convicted of this felony shall be imprisoned with a sentence range of 3-16 years, with not more than twenty years added as a habitual offender enhancement.

Class 4 Felony – An offense whereby a person convicted of this felony shall be imprisoned with a sentence range of 2-12 years, with not more than twenty years added as a habitual offender enhancement.

Class 5 Felony – An offense whereby a person convicted of this felony shall be imprisoned with a sentence range of 1-6 years, with not more than six years added as a habitual offender enhancement.

Class 6 Felony – An offense whereby a person convicted of this felony shall be imprisoned with a sentence range of 0.5-2.5 years, with not more than six years added as a habitual offender enhancement.

Contracted Beds - Those offenders who have been committed to the Indiana Department of Correction, but are housed in a local work release facility under contract of a 3rd party provider.

County Jail "Back-ups" (Jail Bed Count) – Those offenders who have been committed to the Indiana Department of Correction, but are housed in a county jail until they can be transferred to a Department of Correction intake facility. The county receives \$35.00 per day, per offender, to house these offenders.

Ending Count – The number of offenders physically present at the end of the day (ie, 2400:00 hours).

Felon – A person convicted in any jurisdiction who might have been imprisoned for more than one year.

Murder - An offense whereby a person convicted of this felony shall be imprisoned for a fixed term of fifty-five years, with not more than ten years added for aggravating circumstances, or not more than ten years subtracted for mitigating circumstances.

Definitions Continued

Operational Capacity – The total bed capacity of the facility. The capacity of a facility is the number of beds authorized for safe and efficient operation of the facility.

Pre-Dispositional – An individual ordered by the Court to the Indiana Department of Correction for evaluation prior to sentencing.

Release – The means by which an offender leaves the custody or jurisdiction of the Indiana Department of Correction. For this report, with the exception of an escape, this does not include a temporary absence.

Safekeeper – An individual whom the Court has determined to be in imminent danger of serious bodily injury or death, or who represents a substantial threat to the safety of others, and whom the Court has ordered to the Indiana Department of Correction for custody and security control.

Maximum Level Facilities – Maximum security facilities have very restrictive security measures and housing is celled space.

Medium Level Facilities – Medium security facilities have moderate degree of security measures and housing consists of dormitories and celled space.

Minimum Level Facilities – Minimum Security Facilities have the least restrictive security measures and housing is dormitory style. Also included as minimum security are work release program offenders who leave the facility for outside employment but return nightly.

Intake Facilities – Intake facilities are designated to receive newly committed adult offenders. During the intake process each offender is evaluated through interviews, reports and diagnostic tests. This evaluation forms the basis of the offenders' facility and program assignment.

Secure Housing Units – Denotes maximum control with the most restrictive security measures in place.

Vacancy – The number of beds available for assignment.

Juvenile Diagnostic/Walkthrough – A Juvenile court can order a youth to the Department of Correction to be temporarily committed for not more than 14 days (excluding Saturdays, Sundays and Legal holidays) for the purpose of an evaluation. The youth must be adjudicated delinquent and the order has to be prior to disposition. The department will send a report to the court of the written findings.

Indiana Department of Correction Population Summary

- There were 23,341 adult male offenders (including 335 county jail “back-ups” and 67 in contracted beds) on January 1, 2017. This population is 6% below operational bed capacity for general population.
- There were 2,205 adult female offenders (including 68 county jail “back-ups” and 31 in contracted beds) on January 1, 2017. This population is 18% below the operational bed capacity.
- There were 364 juvenile male offenders in the Department’s facilities on January 1, 2017. This population is 49% below the operational bed capacity.
- There were 45 juvenile female offenders in the Department’s facilities on January 1, 2017. This population is 72% below the operational bed capacity.
- There were 7,474 adult males on parole in Indiana (7,018 Indiana parolees and 456 other jurisdiction parolees) on January 1, 2017.
- There were 883 adult females on parole in Indiana (827 Indiana parolees and 56 other jurisdiction parolees) on January 1, 2017.
- There were 878 adults admitted to IDOC (767 male and 111 female) and 1,126 adults released from IDOC (979 male and 147 female) in December 2016.
- There were 54 juveniles admitted to IDOC (46 male and 8 female) and 71 juveniles released from IDOC (59 male and 12 female) in December 2016.

**Indiana Department of Correction
Human Resource Report**

December 31, 2016

ADULT FACILITIES

Facility	Total Staff*	Custody Staff	Non-Custody	Vacancies	Hires - Rehires	Retired - Terminated	Inter-Agency		Contract/Vendor		
							In	Out	Aramark	Health	Education
Branchville Correctional Facility	256	185	71	16	1	3	0	0	9	31	5
Chain O'Lakes Correctional Facility	26	20	6	6	0	0	0	0	5	2	0
Correctional Industrial Facility	299	232	67	73	7	12	1	0	16	31	7
Edinburgh Correctional Facility	65	50	15	5	0	1	0	0	6	4	0
Indiana State Prison/Lakeside	509	402	107	60	0	5	0	0	30	43	3
Indiana Women's Prison	157	109	48	34	1	7	0	0	6	25	6
Indianapolis Re-Entry Educational Fac	110	70	40	16	0	2	0	0	5	7	4
Madison Correctional Facility	153	103	50	12	2	4	0	0	8	28	6
Miami Correctional Facility	463	362	101	95	3	12	2	1	27	63	12
New Castle Correctional Facility**	450	319	131	99	0	0	0	0	30	68	0
Pendleton Correctional Facility	447	330	117	74	6	7	1	0	18	47	3
Plainfield Correctional Facility	322	240	82	70	2	8	0	0	35	41	7
Putnamville Correctional Facility	472	358	114	54	11	16	1	0	22	45	10
Reception-Diagnostic Center	208	161	47	33	2	3	0	0	0	29	0
Rockville Correctional Facility	238	165	73	29	0	5	0	0	16	36	9
South Bend Comm. Re-Entry Center	33	22	11	11	3	13	2	1	4	2	0
Heritage Trail DOC Staff	18	0	18	1	0	0	0	0	0	0	0
Heirtage Trail GEO Staff**	171	96	75	16	0	0	0	0	0	6	3
Wabash Valley Correctional Facility	592	473	119	59	9	10	1	0	38	62	8
Westville Correctional Facility	680	519	161	93	6	16	2	0	38	75	13
Total	5,669	4,216	1,453	856	53	124	10	2	313	645	96

JUVENILE FACILITIES

Facility	Total Staff*	Custody Staff	Non-Custody	Vacancies	Hires - Rehires	Retired - Terminated	Inter-Agency		Contract/Vendor		
							In	Out	Aramark	Health	Education
Camp Summit	51	28	23	10	1	0	0	0	4	2	3
Logansport Intake/North Central	167	116	51	16	2	0	1	1	7	4	5
Madison Juvenile Correctional	87	70	17	10	1	0	1	1	0	9	1
Pendleton Juvenile Correctional	236	159	77	60	5	9	1	0	12	15	4
Total	541	373	168	96	9	9	3	2	23	30	13
Central Office***	Total	486	166	320	61	0	0	0	0	17	4
STATE EMPLOYEE TOTAL	6,075	4,340	1,735	898	62	133	13	4	0	0	0
CONTRACT EMPLOYEE TOTAL	1,762	415	1,347	115	0	0	0	0	336	692	113
GRAND TOTAL	7,837	4,755	3,082	1,013	62	133	13	4	336	692	113

* Total Active Staff does not include those on disability, suspension, or leave with pay.

** New Castle Correctional Facility and Heritage Trail are privately contracted institutions. Their hire/rehire and termination/reitre data is not provided to DOC.

*** Includes Technology Services Division, PEN Products, Staff Development and Training, and the Parole Division (counted as Custody Staff)

Note: Total staff, custody staff, non-custody staff, and vacancy data are as of the end of the month.

Hires and re-hires, retirements and terminations, intra-agency transfer in and transfer out are the total number of actions for the month.

Source: DOC Human Resource

(d)



Offender Statistics



Indiana Department of Correction
Table 1
Offender Population & Vacancy Numbers, by Facility Security Level
January 1, 2017

Minimum Security - Adult MALE						
	December Ending Count	General Population Vacancies	Programs & Treatment Vacancies	Segregation & Infirmery Vacancies	Down Beds	Held Beds
Chain O'Lakes	123	6	0	0	0	0
Edinburgh	304	40	0	0	0	0
Miami - MCA	193	11	0	0	0	0
New Castle - NCA	186	18	0	0	0	0
Pendleton - IRO	207	13	0	0	0	0
Westville - WCA	345	28	0	0	2	4
Wabash Valley - WVA	147	51	0	0	0	0
Indianapolis Re-Entry	231	150	35	0	4	0
Total	1,736	317	35	0	6	4

Re-Entry & Work Release - Adult MALE						
Bartholomew Co. Re-Entry	8	0	0	0	0	0
Chain O'Lakes Re-Entry	4	3	0	0	0	0
Clark Co. Re-Entry	0	0	0	0	0	0
Duval Center Re-Entry	11	0	0	0	0	0
Elkhart Co. Re-Entry	0	0	0	0	0	0
Lake Co. Re-Entry	5	0	0	0	0	0
South Bend Re-Entry	127	44	0	0	0	1
VOA/Hope Hall Re-Entry	16	0	0	0	0	1
Starke Co. PI - TC	27	0	0	0	0	0
Total	198	47	0	0	0	2

Table 1 (Cont.)

Medium Security - Adult MALE						
-------------------------------------	--	--	--	--	--	--

	December Ending Count	General Population Vacancies	Programs & Treatment Vacancies	Segregation & Infirmery Vacancies	Down Beds	Held Beds
Branchville	1,246	143	90	6	0	0
Correctional Industrial	1,389	28	15	5	6	6
Indiana State Prison ISO	234	147	0	0	3	1
Plainfield	1,381	114	0	5	196	0
Putnamville	1,966	94	11	7	432	0
Heritage Trail	671	192	0	0	0	5
Westville	2,418	41	113	70	279	20
New Castle	2,401	9	3	10	0	8
Total	11,706	768	232	103	916	40

Maximum Security - Adult MALE						
--------------------------------------	--	--	--	--	--	--

	December Ending Count	General Population Vacancies	Programs & Treatment Vacancies	Segregation & Infirmery Vacancies	Down Beds	Held Beds
Miami	2,892	62	12	9	2	7
Indiana State Prison	1,938	49	21	39	7	13
Pendleton	1,325	6	2	5	10	5
Pendleton Treatment Unit	185	0	71	0	42	0
ISR Secure Housing Unit	41	0	0	26	2	0
Reception Diag. Center	521	130	0	0	44	0
New Castle Annex	422	22	17	19	5	1
New Castle Mental Health	111	0	14	0	3	0
WCU Secure Housing Unit	104	0	0	1	4	1
Wabash Valley	1,665	14	58	4	26	17
WVS Secure Housing Unit	162	0	0	46	7	1
Total	9,366	283	195	149	152	45

Minumum Security & Re-Entry - Adult FEMALE						
---	--	--	--	--	--	--

	December Ending Count	General Population Vacancies	Programs & Treatment Vacancies	Segregation & Infirmery Vacancies	Down Beds	Held Beds
Madison	511	151	0	0	0	0
Brandon Hall Re-Entry	12	0	0	0	0	1
Crane House	15	0	0	0	0	0
Elkhart Co. Re-Entry	0	0	0	0	0	0
Jefferson Co. Re-Entry	38	17	0	0	0	3
Theodora House	4	0	0	0	0	0
VOA/Evansville/Female	0	0	0	0	0	0
Total	580	168	0	0	0	4

Medium Security - Adult FEMALE						
---------------------------------------	--	--	--	--	--	--

Rockville	879	75	12	15	0	0
Total	879	75	12	15	0	0

Maximum Security - Adult FEMALE						
--	--	--	--	--	--	--

Women's Prison	589	27	11	2	0	2
Rockville Intake	89	199	0	0	0	0
Total	678	226	11	2	0	2

JAIL BED COUNT						
-----------------------	--	--	--	--	--	--

Adult Male	335	N/A	N/A	N/A	N/A	N/A
Adult Female	68	N/A	N/A	N/A	N/A	N/A
Total	403					

Table 1 (Cont.)

JUVENILE OFFENDERS

Juvenile Male

	December Ending Count	General Population Vacancies	Programs & Treatment Vacancies	Segregation & Infirmery Vacancies	Down Beds	Held Beds
Camp Summit	60	34	0	1	0	0
Logansport Juvenile Intake/Diagnostic Facility	26	59	0	7	0	0
North Central Juvenile Correctional Facility	113	61	0	0	0	0
Pendleton Juvenile Correctional Facility	165	196	0	15	0	15
Total	364	350	0	23	0	15

Juvenile Female

Madison Juvenile Correctional Facility	45	113	0	14	0	0
--	----	-----	---	----	---	---

TOTALS

	December Ending Count	General Population Vacancies	Programs & Treatment Vacancies	Segregation & Infirmery Vacancies	Down Beds	Held Beds
GRAND TOTAL FOR ALL ADULT MALES (Includes Jail Bed Count and Contracted Beds)	23,341	1,415	462	252	1,074	91
TOTAL FOR ADULT MALES IDOC FACILITIES ONLY	22,939	1,415	462	252	1,074	90
GRAND TOTAL FOR ALL ADULT FEMALES (Includes Jail Bed Count and Contracted Beds)	2,205	469	23	17	0	6
TOTAL FOR ADULT FEMALES IDOC FACILITIES ONLY	2,106	452	23	17	0	2
TOTAL FOR JUVENILE MALES	364	350	0	23	0	15
TOTAL FOR JUVENILE FEMALES	45	113	0	14	0	0
GRAND TOTAL FOR THE DEPARTMENT (Includes Jail Bed Count and Contracted Beds)	25,955	2,347	485	306	1,074	112
GRAND TOTAL FOR THE DEPARTMENT (Excludes Jail Bed Count and Contracted Beds)	25,454	2,330	485	306	1,074	107

Sources: Planning Division Facility Body Count Report
 Planning Division Juvenile Daily Count Report
 OIS - Jail Bed Count
 Operational Support Services - Vacancy Report

Indiana Department of Correction
Table 2
Operational Capacity Compared to Population, by Facility
January 1, 2017

Minimum Security - Adult MALE					
--------------------------------------	--	--	--	--	--

	November	December	December	December	Percent +/-
	Operational	Operational	Adjusted	Ending	Capacity
	Capacity	Capacity	Operational	Count	Capacity
			Capacity*		
Chain O'Lakes	129	129	129	123	-5%
Edinburgh	344	344	344	304	-12%
Miami - MCA	204	204	204	193	-5%
New Castle - NCA	204	204	204	186	-9%
Pendleton - IRO	220	220	220	207	-6%
Westville - WCA	379	379	373	345	-8%
Wabash Valley - WVA	198	198	198	147	-26%
Indianapolis Re-Entry	420	420	381	231	-39%
Total	2,098	2,098	2,053	1,736	-15%

Re-Entry & Work Release - Adult MALE					
---	--	--	--	--	--

Bartholomew Co. Re-Entry	8	8	8	8	0%
Chain O'Lakes Re-Entry	7	7	7	4	-43%
Clark Co. Re-Entry	0	0	0	0	0%
Duwall Center Re-Entry	16	11	11	11	0%
Elkhart Co. Re-Entry	0	0	0	0	0%
Lake Co. Re-Entry	5	5	5	5	0%
South Bend Re-Entry	172	172	171	127	-26%
VOA/Hope Hall Re-Entry	21	17	16	16	0%
Starke Co. PI - TC	<u>54</u>	<u>27</u>	<u>27</u>	27	<u>0%</u>
Total	283	247	245	198	-19%

Table 2 (Cont.)

Medium Security - Adult MALE					
	November	December	December	December	
	Operational	Operational	Adjusted	Ending	Percent +/-
	Capacity	Capacity	Operational	Count	Capacity
			Capacity*		
Branchville	1,485	1,485	1389	1,246	-10%
Correctional Industrial	1,449	1,449	1417	1,389	-2%
Indiana State Prison ISO	385	385	381	234	-39%
Plainfield	1,696	1,696	1495	1,381	-8%
Putnamville	2,510	2,510	2060	1,966	-5%
Heritage Trail	868	868	863	671	-22%
Westville	2,941	2,941	2459	2,418	-2%
New Castle	<u>2,431</u>	<u>2,431</u>	<u>2410</u>	<u>2,401</u>	<u>0%</u>
Total	13,765	13,765	12,474	11,706	-6%

Maximum Security - Adult MALE					
	November	December	December	December	
	Operational	Operational	Adjusted	Ending	Percent +/-
	Capacity	Capacity	Operational	Count	Capacity
			Capacity*		
Miami	2,984	2984	2954	2,892	-2%
Indiana State Prison	2,067	2067	1987	1,938	-2%
Pendleton	1,353	1353	1331	1,325	0%
Pendleton Treatment Unit	298	298	185	185	0%
ISR Secure Housing Unit	69	69	41	41	0%
Reception Diag. Center	695	695	651	521	-20%
New Castle Annex	486	486	444	422	-5%
New Castle Mental Health	128	128	111	111	0%
WCU Secure Housing Unit	110	110	104	104	0%
Wabash Valley	1,784	1784	1679	1,665	-1%
WVS Secure Housing Unit	<u>216</u>	<u>216</u>	<u>162</u>	<u>162</u>	<u>0%</u>
Total	10,190	10,190	9,649	9,366	-3%

Minumum Security & Re-Entry - Adult FEMALE					
	November	December	December	December	
	Operational	Operational	Adjusted	Ending	Percent +/-
	Capacity	Capacity	Operational	Count	Capacity
			Capacity*		
Madison	662	662	662	511	-23%
Brandon Hall Re-Entry	21	13	12	12	0%
Crane House	17	15	15	15	0%
Elkhart Co. Re-Entry	0	0	0	0	0%
Jefferson Co. Re-Entry	58	58	55	38	-31%
Theodora House	6	4	4	4	0%
VOA/Evansville/Female	<u>0</u>	<u>0</u>	<u>0</u>	<u>0</u>	<u>#DIV/0!</u>
Total	764	752	748	580	-22%

Medium Security - Adult FEMALE					
Rockville	<u>981</u>	<u>981</u>	<u>954</u>	879	-8%
Total	981	981	954	879	-8%

Maximum Security - Adult FEMALE					
Women's Prison	631	631	616	589	-4%
Rockville Intake	<u>288</u>	<u>288</u>	<u>288</u>	<u>89</u>	<u>0%</u>
Total	919	919	904	678	-25%

JAIL BED COUNT**					
Adult Male	323	335	335	335	0%
Adult Female	<u>47</u>	<u>68</u>	<u>68</u>	<u>68</u>	<u>0%</u>
Total	370	403	403	403	0%

Table 2 (Cont.)

JUVENILE OFFENDERS

Juvenile Male					
	November	December	December	December	Percent +/-
	Operational	Operational	Adjusted	Ending	Capacity
	Capacity	Capacity	Operational	Count	Capacity
	Capacity*	Capacity*	Capacity*	Capacity*	Capacity
Camp Summit	95	95	94	60	-36%
Logansport Juvenile Intake/Diagnostic Facility	92	92	85	26	-69%
North Central Juvenile Correctional Facility	174	174	174	113	-35%
Pendleton Juvenile Correctional Facility	<u>391</u>	<u>391</u>	<u>361</u>	165	<u>-54%</u>
Total	752	752	714	364	-49%

Juvenile Female					
	November	December	December	December	Percent +/-
	Operational	Operational	Adjusted	Ending	Capacity
	Capacity	Capacity	Operational	Count	Capacity
	Capacity*	Capacity*	Capacity*	Capacity*	Capacity
Madison Juvenile Correctional Facility	172	172	158	45	-72%

TOTALS

	November	December	December	December	Percent +/-
	Operational	Operational	Adjusted	Ending	Capacity
	Capacity	Capacity	Operational	Count	Capacity
	Capacity*	Capacity*	Capacity*	Capacity*	Capacity
GRAND TOTAL FOR ALL ADULT MALES (Includes Jail Bed Count and Contracted Beds)	26,659	26,635	24,756	23,341	-6%
TOTAL FOR ADULT MALES IDOC FACILITIES ONLY	26,232	26,232	24,354	22,939	-6%
GRAND TOTAL FOR ALL ADULT FEMALES (Includes Jail Bed Count and Contracted Beds)	2,711	2,720	2,674	2,205	-18%
TOTAL FOR ADULT FEMALES IDOC FACILITIES ONLY	2,620	2,620	2,575	2,106	-18%
TOTAL FOR JUVENILE MALES	752	752	714	364	-49%
TOTAL FOR JUVENILE FEMALES	172	172	158	45	-72%
GRAND TOTAL FOR THE DEPARTMENT (Includes Jail Bed Count** and Contracted Beds)	30,294	30,279	28,302	25,955	-8%
GRAND TOTAL FOR THE DEPARTMENT (Excludes Jail Bed Count and Contracted Beds)	29,776	29,776	27,801	25,454	-8%

*Adjusted Operational Capacity includes Intake Beds and excludes Down, Held, and Segregation/Infirmary, and Program/Treatment Hold Beds

**Jail Bed Counts - IDOC offender Jail Bed holding is demand-based, therefore Jail Bed Percent Capacity is always 0%. Jail Bed Operational Capacity is determined by each county's availability and fluctuates from month to month.

Sources: Planning Division Facility Body Count Report
 Planning Division Juvenile Daily Count Report
 OIS - Jail Bed Count
 Operational Support Services - Vacancy Report

Indiana Department of Correction
Table 3
Facility Population on the First Day of Each Month
(Excludes County Jail "Back-ups" & Contracted Beds)

	Adult	Adult	Juvenile	Juvenile	
<u>2016</u>	<u>Male</u>	<u>Female</u>	<u>Male</u>	<u>Female</u>	<u>Total</u>
January	24,222	2,364	399	57	27,042
February	23,855	2,375	403	50	26,683
March	23,650	2,364	389	48	26,451
April	23,594	2,435	408	44	26,481
May	23,552	2,299	399	46	26,296
June	23,366	2,245	379	43	26,033
July	23,189	2,202	379	48	25,818
August	23,089	2,214	375	51	25,729
September	23,026	2,184	368	44	25,622
October	23,145	2,167	377	50	25,739
November	23,075	2,137	365	48	25,625
December	22,995	2,116	376	49	25,536
	Adult	Adult	Juvenile	Juvenile	
<u>2017</u>	<u>Male</u>	<u>Female</u>	<u>Male</u>	<u>Female</u>	<u>Total</u>
January	22,939	2,106	364	45	25,454

Indiana Department of Correction
Table 4
Parole Caseload on January 01, 2016

<u>Parole District</u>	Indiana Parolees		Other Jurisdiction		<u>Total</u>
	<u>Adult Male</u>	<u>Adult Female</u>	<u>Adult Male</u>	<u>Adult Female</u>	
<i>Interstate Compact (PD0)*</i>	535	73	456	56	1,120
	<u>District Supervision Breakdown as follows:</u>				
Re-Entry Parole (PD1)	424	61	28	4	517
Fort Wayne (PD2)	786	94	43	4	927
Indianapolis (PD3)	1684	157	73	8	1,922
Evansville (P4A)	503	50	33	5	591
Terre Haute (P4B)	472	69	24	2	567
Bloomington (PD5)	418	61	28	2	509
Gary (PD6)	642	50	75	4	771
New Castle (PD7)	780	116	41	7	944
South Bend (PD8)	899	93	60	7	1,059
Madison (PD9)	410	76	51	13	550
Total	7,553	900	456	56	8,965

Total Parole Population on the First Day of Each Month

<u>Calendar Year 2017</u>	Indiana Parolees		Other Jurisdiction		<u>Total</u>
	<u>Adult Male</u>	<u>Adult Female</u>	<u>Adult Male</u>	<u>Adult Female</u>	
January	7,553	900	456	56	8,965

* Includes Indiana parolees who are serving their parole in another state, as well as offenders from other States being supervised in Indiana (Interstate Compact)

Sources: Juvenile Services
Parole Division



Adult Offender Statistics



Indiana Department of Correction
Table 5
Monthly Admissions and Releases - Adult Offenders
(Includes County Jail "Back-ups" & Contracted Beds)

December 2016

ADMISSIONS	Male	Female
New Commitments	295	46
Parole Violators - New Commits	33	1
Parole Violators - Technical	174	7
Unsentenced (Safekeepers)	3	0
Return from Escape - Secure Facility	0	0
Return from Escape - Non-Secure Facility	1	1
Return from Escape - CTP Absconds	1	0
Court Supervision Violators - New Commits	79	19
Court Supervision Violators - Technical	166	37
Return from CTP - New Commits	2	0
Return from CTP - Technical	13	0
Unknown (Missing Data)	0	0
TOTAL ADMISSIONS	767	111
 RELEASES		
Parole	503	62
Probation	254	47
Escape - Secure Facility	0	0
Walk-Away - Non-Secure Facility	3	2
Discharged	66	17
Unsentenced Discharged	0	0
Other (i.e. Death)	11	0
Community Transition Program (CTP)	138	19
CTP Absconds	4	0
Unknown (Missing Data)	0	0
TOTAL RELEASES	979	147

*Of the 295 new commitments of male felons, 156 (52.9%) had a prior commitment.
Of the 46 new commitments of female felons, 18 (39.1%) had a prior commitment.*

Effective July 1, 1999, misdemeanants are to be committed to DOC only under special circumstances (IC 11-12-6)

Sources: SAS - prsadm8.pgm, SAS - prisrel8.pgm

Indiana Department of Correction
Table 6
New Admissions by County of Commitment - Adult Offenders

County	Felon Level												Total	County	Felon Level												Total	
	Murder	FA	FB	FC	FD	F1	F2	F3	F4	F5	F6	Other*			Murder	FA	FB	FC	FD	F1	F2	F3	F4	F5	F6	Other*		
Adams	0	0	0	0	0	0	1	1	1	1	1	0	5	Madison	0	0	1	5	3	0	1	1	3	5	5	0	24	
Allen	0	0	5	6	8	1	0	3	7	10	3	0	43	Marion	3	9	29	10	2	1	10	13	13	35	1	0	126	
Bartholomew	0	0	1	1	2	0	0	1	0	2	1	0	8	Marshall	0	0	1	0	0	0	0	0	0	4	0	0	5	
Benton	0	0	0	0	0	0	0	0	1	0	0	0	1	Martin	0	0	0	0	0	0	0	0	0	1	0	1	2	
Blackford	0	0	0	0	1	0	0	0	1	1	1	0	4	Miami	0	0	0	0	0	0	0	0	0	0	0	0	0	0
Boone	0	0	0	1	1	0	0	0	2	0	0	0	4	Monroe	0	0	3	3	2	0	2	1	1	1	0	0	13	
Brown	0	0	0	0	0	0	0	0	0	0	0	0	0	Montgomery	0	0	0	0	0	0	0	0	0	3	1	0	4	
Carroll	0	0	0	1	0	0	0	0	0	2	0	0	3	Morgan	0	0	0	1	0	0	0	1	0	1	0	0	3	
Cass	0	0	2	0	0	0	0	0	0	1	0	0	3	Newton	0	0	0	0	0	0	0	0	0	2	0	0	2	
Clark	0	0	0	0	0	0	0	0	0	2	0	0	2	Noble	0	0	1	1	0	0	0	0	2	3	0	0	7	
Clay	0	0	0	0	1	0	0	0	0	1	1	0	3	Ohio	0	0	0	1	1	0	0	0	0	0	0	0	2	
Clinton	0	0	1	1	0	0	0	0	1	6	1	0	10	Orange	0	0	0	0	0	0	0	0	0	0	0	0	0	0
Crawford	0	0	0	0	0	0	0	0	1	1	0	0	2	Owen	0	0	0	0	0	1	0	0	0	1	0	0	2	
Daviess	0	0	1	0	0	0	0	0	1	0	0	0	2	Parke	0	0	0	0	1	0	0	0	0	0	0	0	1	
Dearborn	0	0	3	2	0	0	0	1	1	1	0	0	8	Perry	0	0	0	0	0	0	0	1	0	0	0	0	1	
Decatur	0	0	1	0	0	0	0	0	0	1	0	0	2	Pike	0	0	0	0	0	0	0	0	0	0	1	0	1	
DeKalb	0	0	0	0	0	0	0	0	1	1	1	0	3	Porter	0	0	0	0	0	0	0	0	0	2	1	0	3	
Delaware	0	1	3	2	1	0	1	0	1	1	0	0	10	Posey	0	0	0	0	0	0	0	0	0	1	0	0	1	
Dubois	0	0	1	1	0	0	0	1	1	1	0	0	5	Pulaski	0	0	0	0	0	0	0	0	0	1	0	0	1	
Elkhart	0	2	7	6	5	0	1	1	2	5	4	0	33	Putnam	0	0	0	1	0	0	0	0	2	1	0	0	4	
Fayette	0	1	1	0	1	1	0	0	2	0	1	0	7	Randolph	0	0	0	0	0	0	0	0	0	1	0	0	1	
Floyd	0	0	0	1	0	0	0	0	1	0	1	0	3	Ripley	0	0	4	1	1	0	0	0	0	1	0	0	7	
Fountain	0	0	0	1	0	0	0	3	0	0	0	0	4	Rush	0	0	0	0	0	0	0	0	0	1	1	0	2	
Franklin	0	0	1	0	0	0	0	0	0	0	0	0	1	St. Joseph	0	0	0	1	2	0	0	3	4	5	3	0	18	
Fulton	0	0	0	2	0	0	0	0	0	0	0	0	2	Scott	0	0	0	3	1	0	0	0	2	2	1	0	9	
Gibson	0	0	1	0	0	0	2	0	0	2	0	0	5	Shelby	0	0	2	1	2	0	1	4	1	3	0	0	14	
Grant	0	0	1	1	0	0	0	0	1	1	0	0	4	Spencer	0	0	1	0	0	0	0	0	0	0	0	0	1	
Greene	0	0	0	0	0	0	0	0	1	1	0	0	2	Starke	0	0	0	0	0	0	0	0	0	1	0	0	1	
Hamilton	0	0	3	2	3	0	0	3	0	5	1	0	17	Steuben	0	0	0	0	1	0	1	0	0	0	0	0	2	
Hancock	0	0	1	0	0	0	0	1	1	1	2	0	6	Sullivan	0	0	0	0	0	0	0	1	0	1	0	0	2	
Harrison	0	0	0	0	0	0	0	0	0	1	0	0	1	Switzerland	0	0	0	0	0	0	0	0	1	0	0	0	1	
Hendricks	0	0	1	0	0	0	0	0	1	4	1	0	7	Tippecanoe	0	1	0	1	1	2	1	2	5	3	7	1	24	
Henry	0	0	0	0	0	0	0	0	0	2	0	0	2	Tipton	0	0	0	0	0	0	0	0	0	0	0	0	0	
Howard	0	1	3	0	4	0	0	1	1	5	1	0	16	Union	0	0	0	0	0	0	0	0	0	2	0	0	2	
Huntington	0	0	2	0	0	0	0	0	1	4	0	0	7	Vanderburgh	0	1	0	1	2	1	1	2	3	6	2	0	19	
Jackson	0	0	1	1	0	0	1	0	2	1	0	0	6	Vermillion	0	0	0	0	0	0	0	1	0	0	0	0	1	
Jasper	0	0	0	0	0	0	0	0	1	0	0	0	1	Vigo	0	0	0	4	1	1	1	2	0	3	0	0	12	
Jay	0	0	0	0	0	0	0	0	1	3	1	0	5	Wabash	0	0	1	0	0	0	0	0	1	1	1	0	4	
Jefferson	0	0	0	0	0	0	1	0	3	1	0	0	5	Warren	0	0	0	0	0	0	0	0	0	0	0	0	0	
Jennings	0	0	0	0	0	0	0	1	0	0	0	0	1	Warrick	0	0	0	0	0	0	0	0	2	0	0	0	2	
Johnson	0	0	1	0	3	0	0	0	2	4	1	0	11	Washington	0	0	0	0	0	0	0	0	1	2	0	0	3	
Knox	0	0	0	0	0	0	0	0	0	1	0	0	1	Wayne	0	0	0	1	1	0	1	0	2	1	0	0	6	
Kosciusko	0	0	1	2	0	0	0	0	2	2	0	0	7	Wells	0	0	0	0	0	0	0	0	0	1	0	0	1	
LaGrange	0	0	0	0	0	0	0	0	1	1	0	0	2	White	0	1	0	0	0	0	0	1	1	0	0	0	3	
Lake	2	1	1	4	2	0	0	2	0	3	0	0	15	Whitley	0	0	0	1	0	0	0	0	0	0	0	0	1	
LaPorte	1	1	3	0	0	0	0	1	3	1	0	0	10	Unknown	0	0	0	0	0	0	0	0	0	0	0	0	1	
Lawrence	0	0	2	0	2	0	0	0	0	0	0	0	4	Totals	6	19	91	71	55	8	25	53	85	178	49	2	642	

Data based on Most Serious Offense and includes only New- and Rec commitments.
Parole violators are not included.

*"Other" may include missing, habitual offense, contempt of court, or misdemeanor.

**"Unknown" represents offenders who were sentenced to DOC, but County of Commitment data was unavailable.

Source: Prsadm7.pgm

Indiana Department of Correction

Table 7

Release Type by County of Commitment - Adult Offenders

December 2016

County	Release Type				Total	County	Release Type				Total
	Parole	Probation	Discharged	CTP			Parole	Probation	Discharged	CTP	
Adams	2	1	0	2	5	Madison	25	15	2	7	49
Allen	16	8	3	16	43	Marion	130	46	26	31	233
Bartholomew	11	2	1	2	16	Marshall	1	6	0	1	8
Benton	0	0	0	0	0	Martin	0	0	0	0	0
Blackford	2	0	0	0	2	Miami	0	2	0	0	2
Boone	3	2	0	0	5	Monroe	14	4	0	4	22
Brown	0	1	0	0	1	Montgomery	4	3	0	1	8
Carroll	0	1	0	1	2	Morgan	2	0	0	1	3
Cass	1	8	0	6	15	Newton	0	0	0	0	0
Clark	1	3	1	0	5	Noble	7	4	2	1	14
Clay	3	0	1	1	5	Ohio	0	1	0	0	1
Clinton	2	2	0	2	6	Orange	2	0	0	0	2
Crawford	0	2	0	0	2	Owen	0	1	1	0	2
Daviess	1	1	0	1	3	Parke	3	0	0	0	3
Dearborn	4	14	1	0	19	Perry	2	2	1	0	5
Decatur	5	1	0	4	10	Pike	3	0	0	1	4
DeKalb	5	1	0	0	6	Porter	7	1	1	0	9
Delaware	2	7	0	2	11	Posey	1	1	1	0	3
Dubois	4	0	0	0	4	Pulaski	0	0	0	0	0
Elkhart	17	14	2	8	41	Putnam	0	2	1	1	4
Fayette	6	2	0	3	11	Randolph	0	2	0	1	3
Floyd	3	3	0	0	6	Ripley	1	3	1	0	5
Fountain	0	1	0	0	1	Rush	3	0	0	0	3
Franklin	3	2	0	0	5	St. Joseph	17	7	6	1	31
Fulton	1	1	0	0	2	Scott	10	6	1	0	17
Gibson	5	2	0	1	8	Shelby	8	10	1	2	21
Grant	6	9	0	0	15	Spencer	2	0	0	0	2
Greene	2	5	0	0	7	Starke	1	1	0	1	3
Hamilton	14	4	5	1	24	Steuben	2	1	1	2	6
Hancock	1	3	1	2	7	Sullivan	0	0	0	0	0
Harrison	6	3	1	1	11	Switzerland	0	0	0	0	0
Hendricks	11	2	2	0	15	Tippecanoe	12	14	1	5	32
Henry	4	3	1	1	9	Tipton	0	0	0	0	0
Howard	6	6	2	4	18	Union	0	0	0	1	1
Huntington	9	10	0	0	19	Vanderburgh	21	10	2	9	42
Jackson	13	5	0	0	18	Vermillion	1	0	0	1	2
Jasper	2	0	0	0	2	Vigo	10	2	2	4	18
Jay	5	2	1	1	9	Wabash	4	0	2	1	7
Jefferson	6	1	0	1	8	Warren	1	0	0	0	1
Jennings	10	0	3	0	13	Warrick	1	0	0	1	2
Johnson	16	3	3	2	24	Washington	1	1	0	0	2
Knox	0	0	1	0	1	Wayne	12	3	0	2	17
Kosciusko	3	2	1	1	7	Wells	4	3	0	1	8
LaGrange	1	1	0	0	2	White	3	1	0	0	4
Lake	24	3	1	11	39	Whitley	0	4	0	1	5
LaPorte	6	4	0	0	10	Unknown	0	0	0	0	0
Lawrence	8	0	0	2	10	Totals	565	301	83	157	1106

This data excludes Temporary Moves, Safekeepers, Predispositions, Escapes, Deaths, releases from CTP and releases from Out of State Parole.

*"Unknown" represents offenders who were sentenced to DOC, but County of Commitment data was unavailable.

Source: prisrel7.pgm

Indiana Department of Correction

Table 8

The Number of Department of Correction Offenders Held in County Jails*

December 26, 2016

<u>County</u>	<u>Adult Male</u>	<u>Adult Female</u>	<u>County</u>	<u>Adult Male</u>	<u>Adult Female</u>	<u>County</u>	<u>Adult Male</u>	<u>Adult Female</u>
Adams	0	0	Hendricks	7	1	Pike	2	0
Allen	27	3	Henry**	0	0	Porter	0	0
Bartholomew	2	1	Howard	6	2	Posey	0	0
Benton	0	0	Huntington	2	1	Pulaski**	0	0
Blackford**	6	1	Jackson	5	1	Putnam**	6	1
Boone	3	0	Jasper	0	0	Randolph	0	0
Brown	1	1	Jay	2	2	Ripley	5	2
Carroll	1	0	Jefferson	3	1	Rush	0	0
Cass	3	0	Jennings	3	0	St. Joseph	24	8
Clark	0	0	Johnson	3	4	Scott	4	2
Clay	4	2	Knox**	1	0	Shelby	8	0
Clinton	3	1	Kosciusko	3	1	Spencer**	1	0
Crawford**	1	0	LaGrange	0	0	Starke	1	1
Daviess	2	0	Lake	19	2	Steuben	1	0
Dearborn	5	1	LaPorte	9	1	Sullivan	2	0
Decatur	1	0	Lawrence	4	2	Switzerland	1	0
DeKalb	1	0	Madison	6	2	Tippecanoe	9	1
Delaware	7	2	Marion	17	1	Tipton	0	0
Dubois	1	1	Marshall	3	1	Union	0	0
Elkhart	26	3	Martin	13	0	Vanderburgh	11	1
Fayette	3	1	Miami	12	0	Vermillion	4	0
Floyd	3	0	Monroe	2	0	Vigo	5	0
Fountain	0	0	Montgomery	0	0	Wabash	1	0
Franklin	0	0	Morgan	4	2	Warren	0	0
Fulton	2	1	Newton	1	0	Warrick	1	0
Gibson	1	1	Noble	1	1	Washington	2	0
Grant	3	0	Ohio	0	0	Wayne	8	4
Greene	0	0	Orange**	0	0	Wells**	0	1
Hamilton	1	1	Owen	1	0	White	0	0
Hancock	2	0	Parke	0	0	Whitley	3	2
Harrison**	0	0	Perry	0	0	Total	335	68

* Data is based on known frequencies reported by the counties, some county data may be missing

** County Jail Substance Abuse Programs

SOURCE: Offender
Movement

Indiana Department of Correction
Table 9
Community Transition Program
Average Daily Populations

<u>Month</u>	<u>2012</u>	<u>2013</u>	<u>2014</u>	<u>2015</u>	<u>2016</u>
January	483	493	521	457	518
February	474	475	511	442	480
March	483	511	492	468	492
April	586	510	470	529	518
May	514	509	496	549	499
June	506	522	504	539	469
July	520	533	494	539	491
August	511	495	475	559	496
September	502	513	479	538	509
October	501	527	484	564	478
November	498	558	482	528	470
December	<u>492</u>	<u>544</u>	<u>475</u>	<u>522</u>	<u>461</u>
YEARLY AVERAGE	506	516	490	519	490

Source: CTP Database and OIS Warmbody

Indiana Department Of Correction
Table 10
Community Transition Program
December 2016 Release Information (Felony Level A-D)

Total number of offenders eligible to be released during December 2016 =		437
Felony A and B total =	287	
Felony C total =	123	
Felony D total =	27	
Murder =	0	
Total number of offenders transitioned to counties for CTP =		116
By default (lack of response from judge)		
Felony A or B =	0	
Felony C =	13	
Felony D =	6	
By approval by court order from judge		
Felony A or B =	78	
Felony C =	15	
Felony D =	4	
Murder =	0	
Total number of offenders transitioned to counties then returned to DOC due to refusal (court ordered denial upon receipt of offender) =		0
Total number of court ordered denials =		201
Felony A or B =	112	
Felony C =	76	
Felony D =	13	
Murder =	0	
Total number of Felony A or B, or Murder denials by default (no response from judge) =		72
Total number of offenders who became ineligible after eligibility determined but prior to CTP commencement date (reasons include change in Earliest Possible Release Date, change in warrant status, released to probation or to parole, other miscellaneous) =		47
Felony A or B =	25	
Felony C =	18	
Felony D =	4	
Murder =	0	

Indiana Department Of Correction
Table 10
Community Transition Program
December 2016 Release Information (Felony Level 1-6)

Total number of offenders eligible to be released during December 2016 =	80
Felony 1 and 2 total =	0
Felony 3 and 4 total =	12
Felony 5 and 6 total =	68
Total number of offenders transitioned to counties for CTP =	46
By default (lack of response from judge)	
Felony 1 and 2 total	0
Felony 3 and 4 total :	0
Felony 5 and 6 total :	5
By approval by court order from judge	
Felony 1 and 2 total	0
Felony 3 and 4 total :	7
Felony 5 and 6 total :	34
Total number of offenders transitioned to counties then returned to DOC due to refusal (court ordered denial upon receipt of offender) =	0
Total number of court ordered denials =	39
Felony 1 and 2 total =	0
Felony 3 and 4 total =	11
Felony 5 and 6 total =	28
Total number of Felony 1 or 2, or Murder denials by default (no response from judge) =	0
Total number of offenders who became ineligible after eligibility determined but prior to CTP commencement date (reasons include change in Earliest Possible Release Date, change in warrant status, released to probation or to parole, other miscellaneous) =	13
Felony 1 and 2 total =	0
Felony 3 and 4 total =	2
Felony 5 and 6 total =	11

Indiana Department of Correction
 Table 11
 Total Number of Felony Offenses
 Committed to the Indiana Department of Correction

December 2016

Felony Level	Primary Offense	Secondary Offense	Dec-16		This Calendar Year	
			SEX		SEX	
			F	M	F	M
Murder	Murder (35-42-1-1)		-	6	3	99
Murder Total			-	6	3	99

Felony Level	Primary Offense	Secondary Offense	Dec-16		This Calendar Year	
			SEX		SEX	
			F	M	F	M
A Felony	Arson (35-43-1-1)		1	1	1	5
	Battery (35-42-2-1)		-	-	-	1
	Burglary (35-43-2-1)		-	1	-	6
	Child Molesting (35-42-4-3)		-	10	7	121
	Criminal Deviate Conduct (35-42-4-2)		-	-	-	4
	Criminal Gang Enhancement (35-50-2-15)		-	-	-	1
	Dealing Cocaine or Narcotic Drug (35-48-4-1)		1	7	11	83
	Dealing Methamphetamine (35-48-4-1.1)		-	-	3	19
	Dealing Sched I, II, or III Contrld Sub (35-48-4-2)		-	-	5	7
	Kidnapping (35-42-3-2)		-	-	-	3
	Neglect of a Dependent/Death (35-46-1-4)		-	1	1	2
	Possession of Cocaine or Narcotic Drug (35-48-4-6)		-	-	1	2
	Possession of Methamphetamine (35-48-4-6.1)		-	-	-	1
	Rape (35-42-4-1)		-	-	-	4
	Robbery (35-42-5-1)		-	1	-	12
	Voluntary Manslaughter (35-42-1-3)		-	-	-	6
A Felony Total			2	21	29	277

Felony Level	Primary Offense	Secondary Offense	Dec-16		This Calendar Year	
			SEX		SEX	
			F	M	F	M
B Felony	Aggravated Battery (35-42-2-1.5)		-	2	2	31
	Arson (35-43-1-1)		-	2	3	13
	Battery (35-42-2-1)		1	1	2	6
	Battery by Bodily Waste (35-42-2-6)		-	-	-	1
	Burglary (35-43-2-1)		5	19	46	423
		Theft, Receiving Stolen Property (35-43-4-2)	-	-	-	1
	Carjacking (35-42-5-2)		-	1	-	11
	Child Molesting (35-42-4-3)		1	5	5	96
	Criminal Confinement (35-42-3-3)		-	1	2	37
	Criminal Deviate Conduct (35-42-4-2)		-	4	-	14
	Dealing Cocaine or Narcotic Drug (35-48-4-1)		5	16	47	223
	Dealing Methamphetamine (35-48-4-1.1)		3	9	46	163
	Dealing Sched I, II, or III Contrld Sub (35-48-4-2)		3	8	60	125
	Dealing Sched IV Contrld Sub (35-48-4-3)		-	-	5	4
	Escape/Failure to Return (35-44-3-5)		-	-	-	2
	FBS0		-	1	-	1
	Fail to Stop Accident w/Injury (9-26-1-1)		-	-	-	4
	Felon in Possession of a Firearm (35-47-4-5)		-	5	2	46
	Human Sexual Trafficking (35-42-3.5)		1	-	1	-
	Incest (35-46-1-3)		-	3	-	9
	Neglect of a Dependent (35-46-1-4)		-	-	4	8
	Operating Vehicle Intoxicated/Death (9-30-5-5)		-	1	2	9
	Possession Methamphetamine (35-48-4-6.1)		2	1	6	9
	Possession Sched IV Contrld Sub w/in 1,000 ft (35-48-4-7)		-	-	1	-
	Possession of Cocaine or Narcotic Drug (35-48-4-6)		-	2	5	30
	Promoting Prostitution, under 18 (35-45-4-4)		-	-	-	2
	Rape (35-42-4-1)		-	-	-	21
	Robbery (35-42-5-1)		1	7	15	162
	Security Fraud (23-19-5-1)		-	-	-	4
	Sexual Misconduct with a Minor (35-42-4-9)		1	5	1	47
	Vicarious Sexual Gratification (35-42-4-5)		-	-	-	3
	Voluntary Manslaughter (35-42-1-3)		-	-	1	3
B Felony Total			23	93	256	1508

Felony Level	Primary Offense	Secondary Offense	Dec-16		This Calendar Year	
			SEX		SEX	
			F	M	F	M
C Felony	Aiding, Inducing or Causing an Offense (35-41-2-4)	Child Molesting (35-42-4-3)	-	-	-	1
	Assisting Suicide (35-42-1-2.5)		-	-	-	1
	Assisting a Criminal (35-44-3-2)		2	1	4	3
	Attempt to Commit a Felony (35-41-5-1)	Battery (35-42-2-1)	-	-	-	1
		Burglary (35-43-2-1)	-	-	-	1
		Robbery (35-42-5-1)	-	-	-	1
	Auto Theft, Receiving Stolen Parts (35-43-4-2.5)		-	1	-	15
	Battery (35-42-2-1)		-	7	11	87
	Bribery (35-44-1-1)		-	2	-	3
	Burglary (35-43-2-1)		3	16	19	210
	Carrying Handgun w/o License (35-47-2-23)		-	2	-	18
	Check Fraud (35-43-5-12)		-	-	1	-
	Child Exploitation (35-42-4-4)		-	1	-	11
	Child Molesting (35-42-4-3)		1	7	3	133
	Child Seduction (35-42-4-7)		-	-	-	2
	Child Solicitation (35-42-4-6)		-	-	-	6
	Controlled Substance Registration (35-48-4-14)		1	-	3	-
	Corrupt Business Influence (35-45-6-2)		-	-	6	21
	Criminal Confinement (35-42-3-3)		-	-	-	16
	Criminal Recklessness (35-42-2-2)		-	1	1	18
	Dealing Cocaine or Narcotic Drug (35-48-4-1)		-	-	-	1
	Dealing Marijuana, Hash Oil, or Hashish (35-48-4-10)		-	2	1	18
	Dealing Sched IV Controlled Substance (35-48-4-3)		-	-	7	14
	Dealing/Poss. Look-Alike Subs (35-48-4-6)		-	-	1	7
	Disarm/Attempt to Disarm an Officer (35-44.1-3-2)		-	-	-	2
	Driving Suspended/Death (9-24-19-4)		-	-	-	1
	Escape/Failure to Return (35-44-3-5)		-	1	2	12
	Failure to Register as a Sex Offender (11-8-8-17)		-	1	1	26
	Failure to Stop Accident/Death (9-26-1-8)		-	-	-	1
	Felon in Possession of a Firearm (35-47-4-5)		-	-	-	4
	Firearm w/in One Mile of School (35-47-2-1)		-	2	2	24
	Forgery (35-43-5-2)		2	9	69	132
	Fraud on Financial Institution (35-43-5-8)		5	-	17	7
	Handgun Violation (35-47-2-7)		-	-	-	5
	Incest (35-46-1-3)		-	2	-	10
	Insurance Fraud (35-43-5-4.5)		-	-	1	1
	Intimidation (35-45-2-1)		-	2	1	24
	Neglect of a Dependent (35-46-1-4)		2	2	16	10
	Non-Support of Dependent Child (35-46-1-5)		-	8	3	86
	Obliterating Handgun I.D. (35-47-2-18)		-	-	-	5
	Operating Vehicle Intoxicated/Death (9-30-5-3(B))		-	1	-	1
	Operating Vehicle Intoxicated/Death (9-30-5-5)		-	1	-	3
	Operating Vehicle Intoxicated/Injury (9-30-5-4)		-	-	1	2
	Operating Vehicle w/Lifetime Suspension (9-30-10-17)		-	8	7	95
		Habitual Offender Controlled Substance (35-50-2-	-	-	-	1
	Operating Vehicle-Habitual Violation (9-30-10-16)		-	-	-	2
	Possession - Destruct Device (35-47.5-5-2)		-	-	-	1
	Possession - Syringe/Needle (16-42-19-18)		-	-	-	2
	Possession Methamphetamine (35-48-4-6.1)		-	-	3	18
	Possession of Cocaine or Narcotic Drug (35-48-4-6)		2	4	11	48
	Possession of Controlled Substance (35-48-4-7)		-	-	4	17
	Possession of Precursors (35-48-4-14.5)		-	-	2	8
	Possession/Use Legend Drug (16-42-19-27)		-	-	-	1
	Prisoner Poss. Dang Device/Material (35-44-3-9.5)		-	-	-	1
	Promoting Prostitution (35-45-4-4)		-	-	1	-
	Reckless Driving Workzone Death (9-21-8-56)		-	-	-	2
	Reckless Homicide (35-42-1-5)		-	-	3	6
	Robbery (35-42-5-1)		-	4	7	69
	Security Fraud (23-19-5-1)		-	-	-	3
	Security Sale Fraud (23-2-6-3)		-	-	-	2
	Sexual Battery (35-42-4-8)		-	-	-	1
	Sexual Misconduct (35-44-1-5)		-	-	-	3
	Sexual Misconduct with a Minor (35-42-4-9)		-	2	-	40
	Stalking (35-45-10-5)		-	-	-	6
	Trafficking with an Inmate (35-44-3-9)		1	-	8	3
	Vicarious Sexual Gratification (35-42-4-5)		-	-	-	1
	Welfare Fraud (35-43-5-7)		-	-	6	1
C Felony Total			19	87	222	1275

Felony Level	Primary Offense	Secondary Offense	Dec-16		This Calendar Year	
			SEX		SEX	
			F	M	F	M
D Felony	Arson (35-43-1-1)		-	-	1	1
	Assisting a Criminal (35-44-3-2)		-	1	2	4
	Attempt to Commit a Felony (35-41-5-1)	Auto Theft, Receiving Stolen Parts (35-43-4-2.5)	-	-	-	1
		Theft, Receiving Stolen Property (35-43-4-2)	-	-	-	1
	Auto Theft, Receiving Stolen Parts (35-43-4-2.5)		-	3	6	26
	Battery (35-42-2-1)		-	-	3	32
	Battery by Bodily Waste (35-42-2-6)		-	-	1	-
	Cemetery Mischief (35-43-1-2.1)		-	-	-	1
	Check Deception (35-43-5-5)		-	-	2	-
	Check Fraud (35-43-5-12)		-	-	2	5
	Child Exploitation (35-42-4-4)		-	-	-	10
	Child Solicitation (35-42-4-6)		-	-	-	8
	Conspiracy (35-41-5-2)	Dealing Marijuana, Hash Oil, or Hashish (35-48-4-4)	-	1	-	1
	Controlled Substance Registration (35-48-4-14)		-	-	9	4
	Criminal Confinement (35-42-3-3)		-	-	-	12
	Criminal Deviate Conduct (35-42-4-2)		-	-	-	1
	Criminal Mischief (35-43-1-2)		-	-	-	5
	Criminal Recklessness (35-42-2-2)		-	1	-	21
	Cultivation of Marijuana (35-48-4-1)		-	-	-	1
	Dealing Marijuana, Hash Oil, or Hashish (35-48-4-10)		-	1	1	19
	Dealing Subs. Represent as Contrl'd Subs. (35-48-4-4.5)		-	-	-	3
	Dealing/Poss. Look-Alike Subs (35-48-4-11.5)		-	-	-	1
	Dissemination of Matter Harmful to Minor (35-49-3-3)		-	-	1	2
	Domestic Battery (35-42-2-1.3)		-	2	4	43
	Driving While Intoxicated (9-11-2-3)		-	-	-	1
	Driving While Suspended/Oper Veh HTV (9-30-10-16)		-	2	4	62
	Dump Controlled Substance Waste (38-48-4-4.1)		-	-	1	1
	Fail to Stop Accident w/Injury (9-26-1-1)		-	-	2	-
	Failure to Appear (35-44-3-6)		-	-	1	-
	Failure to Register as a Sex Offender (11-8-8-17)		-	1	1	24
	Failure to Return to Lawful Detention (35-44-3-5)		-	6	8	36
	Forgery, Counterfeit (35-43-5-2)		2	-	3	5
	Fraud (35-43-5-4)		1	-	13	21
	Habitual Offender Substance Abuse (35-50-2-10)		-	-	-	1
	Handgun Violation (35-47-2-1)		-	-	-	1
	Home Improvement Fraud (35-43-6-12)		-	-	-	4
	Identity Deception (35-43-5-3.5)		-	-	5	3
	Intimidation (35-45-2-1)		-	2	-	37
	Invasion of Privacy (35-46-1-15.1)		-	-	-	6
	Involuntary Manslaughter (35-42-1-4)		-	-	1	-
	Maintaining a Common Nuisance (35-48-4-13)		2	1	29	32
	Medicaid Fraud (35-43-5-7.1)		-	-	1	-
	Neglect of a Dependent (35-46-1-4)		1	2	18	15
	Non-Support of a Child (35-46-1-5)		-	6	13	77
	Obstruction of Justice (35-44-3-4)		-	1	-	6
	Operating Vehicle Intox-Prior (9-30-5-3)		1	7	26	103
	Operating Vehicle Intoxicated-Contrld Sub (9-30-5-1)		-	-	2	5
	Operating Vehicle Intoxicated-Endanger (9-30-5-2)		-	1	3	17
	Operating Vehicle Intoxicated-Serious Injury (9-30-5-4)		-	2	2	12
	Perjury (35-44-2-1)		-	-	1	-
	Pointing a Firearm (35-47-4-3)		-	-	-	5
	Poss. of Marijuana, Hash Oil, or Hashish (35-48-4-11)		-	-	4	60
	Possession - Syringe/Needle (16-42-19-18)		-	2	11	27
	Possession of Cocaine or Narcotic Drug (35-48-4-6)		1	2	22	43
	Possession of Controlled Substance (35-48-4-7)		3	4	50	102
	Possession of Methamphetamine (35-48-4-6.1)		1	3	26	65
	Possession of Paraphernalia (35-48-4-8.3)		-	-	1	7
	Possession of Precursors (35-48-4-14.5)		-	-	14	31
	Possession/Use of Legend Drug (16-42-19-13)		-	-	4	7
	Prescription Fraud (35-43-5-1)		-	-	1	-
	Prostitution (35-45-4-2)		-	-	2	-
	Residential Entry (35-43-2-1.5)		-	2	3	32
	Resisting Law Enforcement (35-44-3-3)		-	6	3	64
	Sale of Legend Drug (16-42-19-11)		-	-	1	-
	Sex Offender Residency Restrictions (35-42-4-11)		-	-	-	1
	Sex Offender without Identification (11-8-8-15)		-	-	-	2
	Sexual Battery (35-42-4-8)		-	-	-	11
	Sexual Misconduct with a Minor (35-42-4-9)		-	-	2	5
	Stalking (35-45-10-5)		-	-	-	3
	Strangulation (35-42-2-9)		-	4	-	23
	Theft, Receiving Stolen Property (35-43-4-2)		11	22	153	472
	Uttering Forged Prescription (16-42-19-26)		-	-	-	1
	Vicarious Sexual Gratification (35-42-4-5)		-	-	-	4
	Violation of Custody Order (35-42-3-4)		-	-	1	-
	Violation-1935 Firearms (35-47-5-4.1)		-	-	-	3
	Voyeurism (35-45-4-5)		-	-	-	3
	Welfare Fraud (35-43-5-7)		-	-	1	1
D Felony Total			23	85	465	1643

Felony Level	Primary Offense	Secondary Offense	Dec-16		This Calendar Year	
			SEX		SEX	
			F	M	F	M
Level 1 Felony	Aggravated Battery (35-42-2-1.5)		-	-	-	4
	Aiding, Inducing or Causing an Offense (35-41-2-4)	Murder (35-42-1-1)	-	-	-	1
	Attempt to Commit a Felony (35-41-5-1)	Murder (35-42-1-1)	-	2	-	26
	Burglary (35-43-2-1)		-	-	-	6
	Child Molesting (35-42-4-3)		-	8	1	83
	Conspiracy (35-41-5-2)	Murder (35-42-1-1)	-	-	-	2
	Neglect of a Dependent/Death (35-46-1-4)		-	-	3	6
	Rape (35-42-4-1)		-	2	-	23
Level 1 Felony Total			-	12	4	151

Felony Level	Primary Offense	Secondary Offense	Dec-16		This Calendar Year	
			SEX		SEX	
			F	M	F	M
Level 2 Felony	Aiding, Inducing or Causing an Offense (35-41-2-4)	Burglary (35-43-2-1)	-	-	-	3
		Dealing Methamphetamine (35-48-4-1.1)	-	-	-	1
		Kidnapping (35-42-3-2)	-	-	-	1
	Attempt to Commit a Felony (35-41-5-1)	Burglary (35-43-2-1)	-	-	-	1
		Dealing Cocaine or Narcotic Drug (35-48-4-1)	-	-	-	1
		Robbery (35-42-5-1)	-	-	-	3
	Battery (35-42-2-1)		1	-	2	2
	Burglary (35-43-2-1)		-	1	2	34
	Conspiracy (35-41-5-2)	Burglary (35-43-2-1)	-	-	-	2
		Dealing Cocaine or Narcotic Drug (35-48-4-1)	-	-	1	1
		Dealing Methamphetamine (35-48-4-1.1)	2	2	4	4
		Robbery (35-42-5-1)	-	-	-	1
	Criminal Confinement (35-42-3-3)		-	-	-	3
	Dealing Cocaine or Narcotic Drug (35-48-4-1)		-	5	12	65
	Dealing Methamphetamine (35-48-4-1.1)		-	7	16	76
	Dealing Sched I, II, or III Cntrld Sub (35-48-4-2)		-	-	1	6
	Kidnapping (35-42-3-2)		-	1	-	3
	Possession - Destruct Device (35-47-5-5-2)		-	-	-	1
	Robbery (35-42-5-1)		1	2	4	23
	Voluntary Manslaughter (35-42-1-3)		1	3	2	16
Level 2 Felony Total			5	21	44	247

Felony Level	Primary Offense	Secondary Offense	Dec-16		This Calendar Year	
			SEX		SEX	
			F	M	F	M
Level 3 Felony	Accident/Failure to Stop-Serious Inj/Death (9-26-1-1.1)		-	2	2	10
	Aggravated Battery (35-42-2-1.5)		-	3	7	78
	Aiding, Inducing or Causing an Offense (35-41-2-4)	Dealing Cocaine or Narcotic Drug (35-48-4-1)	-	1	-	2
		Dealing Methamphetamine (35-48-4-1.1)	-	-	-	2
		Robbery (35-42-5-1)	-	-	-	10
	Arson (35-43-1-1)		-	-	2	-
	Attempt to Commit a Felony (35-41-5-1)	Aggravated Battery (35-42-2-1.5)	-	1	-	6
		Child Molesting (35-42-4-3)	-	-	-	2
		Criminal Confinement (35-42-3-3)	-	-	-	1
		Dealing Methamphetamine (35-48-4-1.1)	-	-	-	1
		F337	-	-	-	1
		Kidnapping (35-42-3-2)	-	-	-	1
		Rape (35-42-4-1)	-	-	-	3
		Robbery (35-42-5-1)	-	2	-	16
	Battery (35-42-2-1)		1	-	3	8
	Burglary (35-43-2-1)		-	-	-	12
	Child Molesting (35-42-4-3)		-	3	2	47
	Conspiracy (35-41-5-2)	Criminal Confinement (35-42-3-3)	-	-	-	1
		Dealing Cocaine or Narcotic Drug (35-48-4-1)	-	-	3	-
		Dealing Methamphetamine (35-48-4-1.1)	-	1	5	4
		Robbery (35-42-5-1)	-	1	1	3
	Criminal Confinement (35-42-3-3)		-	6	2	38
	Dealing Cocaine or Narcotic Drug (35-48-4-1)		1	2	11	64
	Dealing Methamphetamine (35-48-4-1.1)		-	7	18	51
	Dealing Sched I, II, or III Cntrld Sub (35-48-4-2)		-	-	1	4
	Dealing Sched IV Cntrld Sub (35-48-4-3)		-	-	-	3
	Disarm/Attempt to Disarm an Officer (35-44.1-3-2)		-	-	-	1
	Human Sexual Trafficking (35-42-3.5-1)		-	-	-	4
	Kidnapping (35-42-3-2)		-	-	1	3
	Neglect of a Dependent/Death (35-46-1-4)		1	1	21	27
	Possession of Cocaine or Narcotic Drug (35-48-4-6)		-	2	3	13
	Possession of Methamphetamine (35-48-4-6.1)		-	1	5	14
	Rape (35-42-4-1)		-	4	1	32
	Resisting Law Enforcement (35-44.1-3-1)		-	-	-	8
	Robbery (35-42-5-1)		2	24	42	287
Level 3 Felony Total			5	61	130	757

Felony Level	Primary Offense	Secondary Offense	Dec-16		This Calendar Year	
			SEX		SEX	
			F	M	F	M
Level 4 Felony	Aiding, Inducing or Causing an Offense (35-41-2-4)	BURGLARY (35-43-2-1)	-	-	2	11
		Child Molesting (35-42-4-3)	-	-	-	1
		Dealing Cocaine or Narcotic Drug (35-48-4-1)	-	-	1	1
		Dealing Methamphetamine (35-48-4-1.1)	-	-	-	4
		Felon in Possession of a Firearm (35-47-4-5)	-	-	-	1
	Arson (35-43-1-1)		-	1	4	34
	Attempt to Commit a Felony (35-41-5-1)	BURGLARY (35-43-2-1)	-	-	-	4
		Dealing Methamphetamine (35-48-4-1.1)	-	-	1	2
		Sexual Misconduct with a Minor (35-42-4-9)	-	-	-	2
	BURGLARY (35-43-2-1)		5	32	58	381
	Child Molesting (35-42-4-3)		-	10	1	110
	Child Solicitation (35-42-4-6)		-	1	-	5
	Conspiracy (35-41-5-2)	BURGLARY (35-43-2-1)	-	-	-	4
		Dealing Cocaine or Narcotic Drug (35-48-4-1)	-	-	2	1
		Dealing Methamphetamine (35-48-4-1.1)	-	-	1	4
	Dealing Cocaine or Narcotic Drug (35-48-4-1)		-	9	26	116
	Dealing Methamphetamine (35-48-4-1.1)		7	8	25	124
	Dealing Sched I, II, or III Cntrlrd Sub (35-48-4-2)		-	-	7	5
	Dealing Sched IV Controlled Substance (35-48-4-3)		-	-	-	1
	ESCAPE 35-44.1-3-4		-	-	-	1
	Felon in Possession of a Firearm (35-47-4-5)		1	17	2	163
	Incest (35-46-1-3)		-	1	-	10
	Operating Vehicle Intoxicated/Death (9-30-5-5)		2	2	6	19
	POSSESSION OF DANGEROUS DEVICE (35-44.1-3-7)		-	-	-	3
	Possession of Cocaine or Narcotic Drug (35-48-4-6)		1	3	5	19
	Possession of Methamphetamine (35-48-4-6.1)		-	3	1	29
	Sexual Battery (35-42-4-8)		-	-	-	3
	Sexual Misconduct with a Minor (35-42-4-9)		-	6	2	57
	Stalking (35-45-10-5)		-	-	-	2
	Vicious Sexual Gratification (35-42-4-5)		-	-	-	2
Level 4 Felony Total			16	93	144	1119

Felony Level	Primary Offense	Secondary Offense	Dec-16		This Calendar Year	
			SEX		SEX	
			F	M	F	M
Level 5 Felony	ASSISTING A CRIMINAL (35-44.1-2-5)		-	-	-	3
	Accident/Failure to Stop-Serious Inj/Death (9-26-1-8)		2	1	4	11
	Aiding, Inducing or Causing an Offense (35-41-2-4)	ASSISTING A CRIMINAL (35-44.1-2-5)	-	-	1	-
		BATTERY (35-42-2-1)	1	1	1	2
		BURGLARY (35-43-2-1)	-	-	-	7
		Criminal Recklessness (35-42-2-2)	-	-	-	1
		DEALING IN METHAMPHETAMINE (35-48-4-1)	-	-	4	9
		Dealing Cocaine or Narcotic Drug (35-48-4-1)	-	-	1	2
		Dealing Methamphetamine (35-48-4-1.1)	-	-	-	1
		Dealing Sched IV Cntrlrd Sub (35-48-4-3)	-	-	1	-
		Intimidation (35-45-2-1)	-	-	-	1
		Robbery (35-42-5-1)	-	1	-	4
	Attempt to Commit a Felony (35-41-5-1)	BATTERY (35-42-2-1)	-	-	-	7
		BURGLARY (35-43-2-1)	-	-	-	6
		Child Exploitation (35-42-4-4)	-	-	-	1
		DEALING IN METHAMPHETAMINE (35-48-4-1)	1	1	1	4
		Dealing Cocaine or Narcotic Drug (35-48-4-1)	-	-	-	2
		ESCAPE (35-44.1-3-4)	-	1	1	3
		Fraud on Financial Institution (35-43-5-8)	-	-	-	2
		Kidnapping (35-42-3-2)	-	-	-	1
		Manufacture Destruct Device	-	-	-	1
		Robbery (35-42-5-1)	-	-	1	9
		TRAFFICKING WITH AN INMATE (35-44.1-3-5)	-	-	-	4
	BATTERY (35-42-2-1)		6	32	54	366
	BURGLARY (35-43-2-1)		2	19	24	301
	Bribery (35-44.1-1-2)		-	-	-	1
	CRIMINAL CONFINEMENT (35-42-3-3)		-	4	2	53
	Child Exploitation (35-42-4-4)		-	4	-	20
	Child Pornography (35-42-4-4(C))		-	1	-	1
	Child Seduction (35-42-4-7)		-	-	-	4
	Child Solicitation (35-42-4-6)		-	-	1	22
	Conspiracy (35-41-5-2)	BATTERY (35-42-2-1)	-	-	-	3
		BURGLARY (35-43-2-1)	-	-	1	3
		CRIMINAL CONFINEMENT (35-42-3-3)	-	-	1	-

(15-5)

Felony Level	Primary Offense	Secondary Offense	Dec-16		This Calendar Year	
			SEX	SEX	SEX	SEX
Level 5 Felony		DEALING IN METHAMPHETAMINE (35-48-4-1)	-	1	2	9
Cont.		Dealing Cocaine or Narcotic Drug (35-48-4-1)	-	-	2	4
		Dealing Marijuana, Hash Oil, or Hashish (35-48-4-1)	-	1	-	1
		Dealing Sched I, II, or III Cntrl Sub (35-48-4-2)	-	-	-	1
		Fraud on Financial Institution (35-43-5-8)	-	1	-	6
		Intimidation (35-45-2-1)	-	-	1	-
		Robbery (35-42-5-1)	-	1	2	4
		TRAFFICKING WITH AN INMATE (35-44.1-3-5)	-	-	2	2
	Conversion (35-43-4-3)		-	-	-	2
	Corrupt Business Influence (35-45-6-2)		2	2	15	26
	Criminal Recklessness (35-42-2-2)		-	1	3	41
	DEALING IN METHAMPHETAMINE (35-48-4-1.1)		6	7	55	190
	Dangerous Control of a Handgun (35-47-10-6)		-	-	1	1
	Dealing Cocaine or Narcotic Drug (35-48-4-1)		2	12	72	197
	Dealing Marijuana, Hash Oil, or Hashish (35-48-4-10)		-	1	-	13
	Dealing Methamphetamine (35-48-4-1.1)		-	4	18	71
	Dealing Sched I, II, or III Cntrl Sub (35-48-4-2)		1	1	8	21
	Dealing Sched IV Cntrl Sub (35-48-4-3)		-	-	-	2
	Dealing Sched V Controlled Substance (35-48-4-4)		-	-	-	1
	Dealing/Poss. Look-Alike Subs (35-48-4-4.6)		2	4	5	14
	Disarm/Attempt to Disarm an Officer (35-44.1-3-2)		-	1	-	6
	Domestic Battery (35-42-2-1.3)		-	1	-	6
	ESCAPE (35-44.1-3-4)		-	3	7	39
	Failure to Register as a Sex Offender (11-8-8-17)		-	6	-	93
	Firearm w/in One Mile of School (35-47-2-1)		1	17	4	191
	Fraud on Financial Institution (35-43-5-8)		1	2	9	47
	Human Sexual Trafficking (35-42-3.5-1)		-	-	-	1
	Incest (35-46-1-3)		-	-	-	2
	Intimidation (35-45-2-1)		1	7	7	102
	Involuntary Manslaughter (35-42-1-4)		-	1	-	1
	Kidnapping (35-42-3-2)		-	-	-	3
	Money Laundering (35-45-15-5)		-	-	-	1
	Neglect of a Dependent/Death (35-46-1-4)		1	1	10	20
	Non-Support of Dependent Child (35-46-1-5)		-	-	1	4
	OP VEH AFT LIFE SUSP (9-30-10-17)		1	14	17	202
	Obliterating Handgun I.D. (35-47-2-18)		-	1	1	9
	Operating Vehicle Intox-Prior (9-30-5-3)		-	-	1	-
	Operating Vehicle Intoxicated-Contrld Sub (9-30-5-1)		-	1	-	1
	Operating Vehicle Intoxicated/Death (9-30-5-5)		-	2	-	16
	Operating Vehicle Intoxicated/Injury (9-30-5-4)		-	-	1	7
	POSSESSION OF SYRINGES OR NEEDLES 16-42-19-18		1	4	5	15
	Possession OF Dangerous Device (35-44.1-3-7)		-	-	1	1
	Possession of Cocaine or Narcotic Drug 35-48-4-6		1	6	14	74
	Possession of Precursors (35-48-4-14.5)		-	-	3	8
	Promoting Prostitution (35-45-4-4)		-	-	-	1
	Reckless Homicide (35-42-1-5)		-	-	1	12
	Resisting Law Enforcement (35-44.1-3-1)		-	-	-	4
	Robbery (35-42-5-1)		-	11	20	158
	Sexual Misconduct with a Minor (35-42-4-9)		-	6	3	44
	Stalking (35-45-10-5)		-	1	1	22
	TRAFFICKING WITH AN INMATE (35-44.1-3-5)		-	1	20	16
	Theft, Receiving Stolen Property (35-43-4-2)		-	1	-	7
	UNLAWFUL MEDICAL PRACTICE (25-22.5-8-2)		-	-	1	-
	Unlawful Transfer of Handgun Ownership (35-47-2-7(B))		-	-	-	1
	Vicarious Sexual Gratification (35-42-4-5)		-	-	-	1
Level 5 Felony Total			32	188	411	2576

Felony Level	Primary Offense	Secondary Offense	Dec-16		This Calendar Year	
			SEX	SEX	SEX	SEX
Level 6 Felony		AIDING IN MANUFACTURE OF SCH II CONT SUB (35-48-4-2)	-	-	5	9
		Accident/Failure to Stop-Serious Inj/Death (9-26-1-8)	-	-	-	1
		Aiding, Inducing or Causing an Offense (35-41-2-4)	-	-	-	1
		Criminal Confinement (35-42-3-3)	-	-	-	1
		Insurance Fraud (35-43-5-4.5)	-	1	-	1
		Theft, Receiving Stolen Property (35-43-4-2)	-	-	1	-
	Arson (35-43-1-1)		-	-	-	4
	Assisting a Criminal (35-44.1-2-5)		1	-	4	-
	Attempt to Commit a Felony (35-41-5-1)		-	-	-	1
		BATTERY (35-42-2-1)	-	-	-	1
		Insurance Fraud (35-43-5-4.5)	-	-	1	2
		RESIDENTIAL ENTRY (35-43-2-1.5)	-	-	1	4
		Theft, Receiving Stolen Property (35-43-4-2)	-	-	1	3
	Auto Theft, Receiving Stolen Parts (35-43-4-2.5)		-	11	5	93
	BATTERY 35-42-2-1		-	5	5	62
	CRIMINAL CONFINEMENT (35-42-3-3)		-	2	3	56
	CRIMINAL RECKLESSNES (35-42-2-2)		1	4	6	31
	CRIMINAL TRESPASS (35-43-2-2)		-	-	-	2
	Check Fraud (35-43-5-12)		-	-	1	2
	Child Exploitation (35-42-4-4)		-	2	-	2
	Conspiracy (35-41-5-2)	Theft, Receiving Stolen Property (35-43-4-2)	-	-	-	1
	Criminal Confinement (35-42-3-3)		-	1	-	12
	Criminal Gang Activity (35-45-9-3)		-	-	-	1
	Criminal Mischief (35-43-1-2)		-	-	-	1
	DUMPING CONTROLLED SUBSTANCE WASTE (35-48-4-4.1)		-	-	-	1
	Dealing Marijuana, Hash Oil, or Hashish (35-48-4-10)		-	-	2	10
	Dealing Sched I, II, or III Cntrl Sub (35-48-4-2(A))		-	-	-	1
	Dealing Sched V Cntrl Sub (35-48-4-4)		-	-	1	2
	Dealing Subs. Represent as Cntrl Sub. (35-48-4-4.5)		-	1	1	17
	Dealing/Poss. Look-Alike Subs (35-48-4-10.5)		-	-	-	4
	Dealing/Poss. Look-Alike Subs (35-48-4-11.5)		-	-	3	5
	Dissemination of Matter Harmful to Minor (35-49-3-3)		-	-	3	2
	ESCAPE 35-44.1-3-4		4	11	25	75
	FAIL TO REGR SEX OFF (11-8-8-17)		-	1	1	12
	FAILURE TO APPEAR (35-44.1-2-9)		-	-	-	3
	FORGERY,COUNTERFEITING,APPLICATION FRAUD (35-43-5-2)		2	7	13	46

Felony Level	Primary Offense	Secondary Offense	Dec-16		This Calendar Year	
			SEX		SEX	
			F	M	F	M
Level 6 Felony	Failure to Return to Acc Result Serious Inj (9-26-1-1(2))		-	-	-	2
Cont.	INTIMIDATION (35-45-2-1)		-	4	3	41
	INVASION OF PRIVACY (35-46-1-15.1)		-	8	-	44
	Identity Deception (35-43-5-3.5)		-	-	5	3
	Impersonation of a Public Servant (35-44-2-3)		-	-	-	3
	Insurance Fraud (35-43-5-4.5)		1	1	13	17
	Maintaining Common Nuisance (35-48-4-13)		2	1	15	59
	Neglect of a Dependent/Death (35-46-1-4)		-	1	10	23
	Non-Support of Dependent Child (35-46-1-5)		-	-	4	3
	OPER VEHICLE - INTOX - PREV CONVICTION (9-30-5-3)		-	-	5	27
	Habitual Offender Controlled Substance (35-50-2-)		-	-	-	5
	Obstruction of Justice (35-44-1-2-2)		-	1	2	12
	Operating Vehicle Intoxicated-Contrld Sub (9-30-5-1)		-	1	-	8
	Habitual Offender Controlled Substance (35-50-2-)		-	-	-	1
	Operating Vehicle Intoxicated-Endanger (9-30-5-2)		-	1	4	29
	Habitual Offender Controlled Substance (35-50-2-)		-	-	-	3
	Operating Vehicle Intoxicated/Injury (9-30-5-4)		2	2	4	8
	Operating Vehicle-Habitual Violation (9-30-10-16)		-	1	11	28
	Habitual Offender Controlled Substance (35-50-2-)		-	-	-	2
	POSS PARAPHERNALIA (35-48-4-8.3)		-	-	1	1
	POSSESS PRECURSORS (35-48-4-14.5)		-	2	10	32
	POSSESSION OF CHILD PORNOGRAPHY (35-42-4-4(C))		-	-	-	21
	POSSESSION OF METHAMPHETAMINE (35-48-4-6.1)		1	-	2	-
	POSSESSION OF SYRINGES OR NEEDLES (16-42-19-18)		5	7	28	62
	POSSESSION OR USE OF LEGEND DRUG (16-42-19-13)		-	-	5	7
	PROSTITUTION (35-45-4-2)		-	-	1	-
	Pointing a Firearm (35-47-4-3)		-	1	-	9
	Possession Sched IV Contrld Sub w/in 1,000 ft (35-48-4-7)		-	1	4	7
	Possession of Cocaine or Narcotic Drug (35-48-4-6)		2	7	19	98
	Possession of Marijuana (35-48-4-11)		-	1	1	6
	Possession of Methamphetamine (35-48-4-6.1)		3	10	32	100
	Habitual Offender Controlled Substance (35-50-2-)		-	-	1	-
	RESIDENTIAL ENTRY (35-43-2-1.5)		2	3	5	36
	RESISTING LAW ENFORC (35-44.1-3-1)		1	11	11	105
	Sex Offender Residency Restrictions (35-42-4-11)		-	-	-	2
	Sex Offender without Identification (11-8-8-15)		-	-	-	2
	Sexual Battery (35-42-4-8)		-	1	-	8
	Sexual Misconduct with a Minor (35-42-4-9)		-	-	-	1
	Stalking (35-45-10-5)		-	-	-	1
	Strangulation (35-42-2-9)		-	3	1	29
	Theft, Receiving Stolen Property (35-43-4-2)		4	21	89	314
	UNAUTHORIZED ENTRY OF MOTOR VEHICLE(35-43-4-2.7)		-	-	-	1
	Voyeurism (35-45-4-5)		-	-	-	9
Level 6 Felony Total			31	135	368	1636

Felony Level	Primary Offense	Secondary Offense	Dec-16		This Calendar Year	
			SEX		SEX	
			F	M	F	M
	FIREARM ENHANCEMENT (35-50-2-13)		-	1	-	4
	Habitual Offender (35-50-2-8)		-	1	1	9
	Habitual Offender Controlled Substance (35-50-2-10)		-	1	-	19
	Habitual Offender Traffic Laws (9-30-10-4)		-	-	-	2
Habitual Off Total			-	3	1	34

Grand Total	Dec-16		This Calendar Year	
	SEX		SEX	
	F	M	F	M
Grand Total	156	805	2077	11322

Note: Offense data may not be available for all offenders at the time this table was prepared.
Only new commitments and probation violations are reported on this table.
Parole and Community Transition Program violators are excluded on this table.
Source: SAS - all.citations_mso.pgm
(15-6)

Indiana Department of Correction
Table 12
 Number of New Admissions by Most Serious Offense
 Committed to the Indiana Department of Correction

December 2016

Felony Level	Primary Offense	Secondary Offense	Dec-16		This Calendar Year	
			SEX		SEX	
			F	M	F	M
A Felony	Arson (35-43-1-1)		1	1	1	1
	Battery (35-42-2-1)		-	-	-	1
	Burglary (35-43-2-1)		-	1	-	5
	Child Molesting (35-42-4-3)		-	8	4	81
	Criminal Deviate Conduct (35-42-4-2)		-	-	-	2
	Dealing Cocaine or Narcotic Drug (35-48-4-1)		1	6	10	70
	Dealing Methamphetamine (35-48-4-1.1)		-	-	2	16
	Dealing Sched I, II, or III Cntrlrd Sub (35-48-4-2)		-	-	4	7
	Kidnapping (35-42-3-2)		-	-	-	1
	Neglect of a Dependent/Death (35-46-1-4)		-	1	1	2
	Possession of Cocaine or Narcotic Drug (35-48-4-6)		-	-	1	2
	Rape (35-42-4-1)		-	-	-	4
	Robbery (35-42-5-1)		-	-	-	8
	Voluntary Manslaughter (35-42-1-3)		-	-	-	6
A Felony Total			2	17	23	206

Felony Level	Primary Offense	Secondary Offense	Dec-16		This Calendar Year	
			SEX		SEX	
			F	M	F	M
B Felony	Aggravated Battery (35-42-2-1.5)		-	2	2	26
	Arson (35-43-1-1)		-	2	3	10
	Battery (35-42-2-1)		1	1	1	4
	Battery by Bodily Waste (35-42-2-6)		-	-	-	1
	Burglary (35-43-2-1)		3	17	35	331
	Carjacking (35-42-5-2)		-	1	-	9
	Child Molesting (35-42-4-3)		1	2	3	62
	Criminal Confinement (35-42-3-3)		-	1	1	18
	Criminal Deviate Conduct (35-42-4-2)		-	3	-	8
	Dealing Cocaine or Narcotic Drug (35-48-4-1)		5	13	42	193
	Dealing Methamphetamine (35-48-4-1.1)		3	8	41	155
	Dealing Sched I, II, or III Cntrlrd Sub (35-48-4-2)		1	5	46	102
	Dealing Sched IV Cntrlrd Sub (35-48-4-3)		-	-	4	4
	Escape/Failure to Return (35-44-3-5)		-	-	-	2
	Fail to Stop Accident w/Injury (9-26-1-1)		-	-	-	4
	Felon in Possession of a Firearm (35-47-4-5)		-	4	1	40
	Human Sexual Trafficking (35-42-3.5)		1	-	1	-
	Incest (35-46-1-3)		-	-	-	3
	Neglect of a Dependent (35-46-1-4)		-	-	4	7
	Operating Vehicle Intoxicated/Death (9-30-5-5)		-	1	2	7
	Possession Methamphetamine (35-48-4-6.1)		2	1	6	7
	Possession Sched IV Cntrlrd Sub win 1,000 ft (35-48-4-7)		-	-	1	-
	Possession of Cocaine or Narcotic Drug (35-48-4-6)		-	2	5	25
	Promoting Prostitution, under 18 (35-45-4-4)		-	-	-	1
	Rape (35-42-4-1)		-	-	-	13
	Robbery (35-42-5-1)		1	6	13	132
	Security Fraud (23-19-5-1)		-	-	-	4
	Sexual Misconduct with a Minor (35-42-4-9)		1	3	1	32
	Vicarious Sexual Gratification (35-42-4-5)		-	-	-	1
	Voluntary Manslaughter (35-42-1-3)		-	-	1	3
B Felony Total			19	72	213	1204

Felony Level	Primary Offense	Secondary Offense	Dec-16		This Calendar Year	
			SEX		SEX	
			F	M	F	M
C Felony	Assisting Suicide (35-42-1-2.5)		-	-	-	1
	Assisting a Criminal (35-44-3-2)		1	1	2	2
	Auto Theft, Receiving Stolen Parts (35-43-4-2.5)		-	-	-	10
	Battery (35-42-2-1)		-	7	8	72
	Bribery (35-44-1-1)		-	2	-	3
	Burglary (35-43-2-1)		2	13	14	162
	Carrying Handgun w/o License (35-47-2-23)		-	2	-	15
	Check Fraud (35-43-5-12)		-	-	1	-
	Child Exploitation (35-42-4-4)		-	1	-	5
	Child Molestation (35-42-4-3)		1	5	2	66
	Child Seduction (35-42-4-7)		-	-	-	1
	Child Solicitation (35-42-4-6)		-	-	-	5
	Controlled Substance Registration (35-48-4-14)		-	-	2	-
	Corrupt Business Influence (35-45-6-2)		-	-	4	16
	Criminal Confinement (35-42-3-3)		-	-	-	14
	Criminal Recklessness (35-42-2-2)		-	1	-	10
	Dealing Cocaine or Narcotic Drug (35-48-4-1)		-	-	-	1
	Dealing Marijuana, Hash Oil, or Hashish (35-48-4-10)		-	1	-	9
	Dealing Sched IV Controlled Substance (35-48-4-3)		-	-	6	9
	Dealing/Poss. Look-Alike Subs (35-48-4-6)		-	-	1	5
	Disarm/Attempt to Disarm an Officer (35-44.1-3-2)		-	-	-	2
	Driving Suspended/Death (9-24-19-4)		-	-	-	1
	Escape/Failure to Return (35-44-3-5)		-	1	1	7
	Failure to Register as a Sex Offender (11-8-8-17)		-	-	1	15
	Failure to Stop Accident/Death (9-26-1-8)		-	-	-	1
	Felon in Possession of a Firearm (35-47-4-5)		-	-	-	3
	Firearm w/in One Mile of School (35-47-2-1)		-	1	2	17
	Forgery (35-43-5-2)		1	4	48	94
	Fraud on Financial Institution (35-43-5-8)		2	-	8	5
	Handgun Violation (35-47-2-7)		-	-	-	4
	Incest (35-46-1-3)		-	-	-	3
	Insurance Fraud (35-43-5-4.5)		-	-	1	1
	Intimidation (35-45-2-1)		-	2	1	15
	Neglect of a Dependent (35-46-1-4)		2	1	11	4
	Non-Support of Dependent Child (35-46-1-5)		-	7	3	77
	Obliterating Handgun L.D. (35-47-2-18)		-	-	-	3
	Operating Vehicle Intoxicated/Death (9-30-5-3(B))		-	1	-	1
	Operating Vehicle Intoxicated/Death (9-30-5-5)		-	-	-	2
	Operating Vehicle Intoxicated/Injury (9-30-5-4)		-	-	1	1
	Operating Vehicle w/Lifetime Suspension (9-30-10-17)		-	4	6	73
	Operating Vehicle-Habitual Violation (9-30-10-16)		-	-	-	1
	Possession - Destruct Device (35-47.5-5-2)		-	-	-	1
	Possession - Syringe/Needle (16-42-19-18)		-	-	-	1
	Possession Methamphetamine (35-48-4-6.1)		-	-	3	12
	Possession of Cocaine or Narcotic Drug (35-48-4-6)		1	2	9	33
	Possession of Controlled Substance (35-48-4-7)		-	-	3	10
	Possession of Precursors (35-48-4-14.5)		-	-	2	5
	Possession/Use Legend Drug (16-42-19-27)		-	-	-	1
	Prisoner Poss. Dang Device/Material (35-44-3-9.5)		-	-	-	1
	Promoting Prostitution (35-45-4-4)		-	-	1	-
	Reckless Driving Workzone Death (9-21-8-56)		-	-	-	1
	Reckless Homicide (35-42-1-5)		-	-	3	5
	Robbery (35-42-5-1)		-	3	5	44
	Security Fraud (23-19-5-1)		-	-	-	3
	Security Sale Fraud (23-2-6-3)		-	-	-	1
	Sexual Battery (35-42-4-8)		-	-	-	1
	Sexual Misconduct (35-44-1-5)		-	-	-	1
	Sexual Misconduct with a Minor (35-42-4-9)		-	1	-	25
	Stalking (35-45-10-5)		-	-	-	3
	Trafficking with an Inmate (35-44-3-9)		1	-	7	1
	Vicarious Sexual Gratification (35-42-4-5)		-	-	-	1
	Welfare Fraud (35-43-5-7)		-	-	5	1
C Felony Total			11	60	161	887

Felony Level	Primary Offense	Secondary Offense	Dec-16		This Calendar Year	
			SEX		SEX	
			F	M	F	M
D Felony	Arson (35-43-1-1)		-	-	-	1
	Assisting a Criminal (35-44-3-2)		-	1	2	3
	Auto Theft, Receiving Stolen Parts (35-43-4-2.5)		-	1	6	10
	Battery (35-42-2-1)		-	-	3	20
	Battery by Bodily Waste (35-42-2-6)		-	-	1	-
	Cemetery Mischief (35-43-1-2.1)		-	-	-	1
	Check Deception (35-43-5-5)		-	-	2	-
	Check Fraud (35-43-5-12)		-	-	1	4
	Child Exploitation (35-42-4-4)		-	-	-	2
	Child Solicitation (35-42-4-6)		-	-	-	3
	Controlled Substance Registration (35-48-4-14)		-	-	4	1
	Criminal Confinement (35-42-3-3)		-	-	-	4
	Criminal Mischief (35-43-1-2)		-	-	-	3
	Criminal Recklessness (35-42-2-2)		-	1	-	17
	Dealing Marijuana, Hash Oil, or Hashish (35-48-4-10)		-	-	1	9
	Dealing Subs. Represent as Cntrl'd Subs. (35-48-4-4.5)		-	-	-	2
	Domestic Battery (35-42-2-1.3)		-	1	3	35
	Driving While Intoxicated (9-11-2-3)		-	-	-	1
	Driving While Suspended/Oper Veh HTV (9-30-10-16)		-	1	2	41
	Fail to Stop Accident w/Injury (9-26-1-1)		-	-	2	-
	Failure to Appear (35-44-3-6)		-	-	1	-
	Failure to Register as a Sex Offender (11-8-8-17)		-	-	1	11
	Failure to Return to Lawful Detention (35-44-3-5)		-	1	4	14
	Forgery, Counterfeit (35-43-5-2)		2	-	3	4
	Fraud (35-43-5-4)		-	-	6	10
	Handgun Violation (35-47-2-1)		-	-	-	1
	Home Improvement Fraud (35-43-6-12)		-	-	-	3
	Identity Deception (35-43-5-3.5)		-	-	2	2
	Intimidation (35-45-2-1)		-	-	-	17
	Invasion of Privacy (35-46-1-15.1)		-	-	-	5
	Maintaining a Common Nuisance (35-48-4-13)		2	-	15	12
	Neglect of a Dependent (35-46-1-4)		-	1	6	5
	Non-Support of a Child (35-46-1-5)		-	4	3	55
	Obstruction of Justice (35-44-3-4)		-	1	-	3
	Operating Vehicle Intox-Prior (9-30-5-3)		1	6	20	75
	Operating Vehicle Intoxicated-Contrld Sub (9-30-5-1)		-	-	1	5
	Operating Vehicle Intoxicated-Endanger (9-30-5-2)		-	-	2	14
	Operating Vehicle Intoxicated-Serious Injury (9-30-5-4)		-	-	-	5
	Pointing a Firearm (35-47-4-3)		-	-	-	1
	Poss. of Marijuana, Hash Oil, or Hashish (35-48-4-11)		-	-	3	34
	Possession - Syringe/Needle (16-42-19-18)		-	1	7	19
	Possession of Cocaine or Narcotic Drug (35-48-4-6)		-	1	14	27
	Possession of Controlled Substance (35-48-4-7)		3	1	29	52
	Possession of Methamphetamine (35-48-4-6.1)		-	2	20	40
	Possession of Paraphernalia (35-48-4-8.3)		-	-	1	3
	Possession of Precursors (35-48-4-14.5)		-	-	4	13
	Possession/Use of Legend Drug (16-42-19-13)		-	-	2	4
	Prescription Fraud (35-43-5-1)		-	-	1	-
	Prostitution (35-45-4-2)		-	-	2	-
	Residential Entry (35-43-2-1.5)		-	2	1	16
	Resisting Law Enforcement (35-44-3-3)		-	2	2	26
	Sale of Legend Drug (16-42-19-11)		-	-	1	-
	Sex Offender without Identification (11-8-8-15)		-	-	-	1
	Sexual Battery (35-42-4-8)		-	-	-	5
	Sexual Misconduct with a Minor (35-42-4-9)		-	-	1	3
	Stalking (35-45-10-5)		-	-	-	2
	Strangulation (35-42-2-9)		-	1	-	14
	Theft, Receiving Stolen Property (35-43-4-2)		5	14	104	269
	Uttering Forged Prescription (16-42-19-26)		-	-	-	1
	Violation of Custody Order (35-42-3-4)		-	-	1	-
	Violation-1935 Firearms (35-47-5-4.1)		-	-	-	2
	Voyeurism (35-45-4-5)		-	-	-	2
	Welfare Fraud (35-43-5-7)		-	-	1	1
D Felony Total			13	42	285	933

Felony Level	Primary Offense	Secondary Offense	Dec-16		This Calendar Year	
			SEX		SEX	
			F	M	F	M
Level 1 Felony	Aggravated Battery (35-42-2-1.5)		-	-	-	4
	Aiding, Inducing or Causing an Offense (35-41-2-4)	Murder (35-42-1-1)	-	-	-	1
	Attempt to Commit a Felony (35-41-5-1)	Murder (35-42-1-1)	-	2	-	19
	Burglary (35-43-2-1)		-	-	-	6
	Child Molesting (35-42-4-3)		-	5	1	52
	Conspiracy (35-41-5-2)	Murder (35-42-1-1)	-	-	-	2
	Neglect of a Dependent/Death (35-46-1-4)		-	-	3	4
	Rape (35-42-4-1)		-	1	-	9
Level 1 Felony Total			-	8	4	97

Felony Level	Primary Offense	Secondary Offense	Dec-16		This Calendar Year	
			SEX		SEX	
			F	M	F	M
Level 2 Felony	Aiding, Inducing or Causing an Offense (35-41-2-4)	Burglary (35-43-2-1)	-	-	-	3
		Dealing Methamphetamine (35-48-4-1.1)	-	-	-	1
		Kidnapping (35-42-3-2)	-	-	-	1
	Attempt to Commit a Felony (35-41-5-1)	Burglary (35-43-2-1)	-	-	-	1
		Dealing Cocaine or Narcotic Drug (35-48-4-1)	-	-	-	1
		Robbery (35-42-5-1)	-	-	-	1
	Battery (35-42-2-1)		1	-	2	1
	Burglary (35-43-2-1)		-	1	2	31
	Conspiracy (35-41-5-2)	Burglary (35-43-2-1)	-	-	-	1
		Dealing Cocaine or Narcotic Drug (35-48-4-1)	-	-	1	1
		Dealing Methamphetamine (35-48-4-1.1)	2	1	3	2
	Criminal Confinement (35-42-3-3)		-	-	-	2
	Dealing Cocaine or Narcotic Drug (35-48-4-1)		-	5	12	56
	Dealing Methamphetamine (35-48-4-1.1)		-	7	13	67
	Dealing Sched I, II, or III Cntrlrd Sub (35-48-4-2)		-	-	1	6
	Kidnapping (35-42-3-2)		-	1	-	3
	Possession - Destruct Device (35-47.5-5-2)		-	-	-	1
	Robbery (35-42-5-1)		1	2	4	20
	Voluntary Manslaughter (35-42-1-3)		1	3	2	16
Level 2 Felony Total			5	20	40	215

Felony Level	Primary Offense	Secondary Offense	Dec-16		This Calendar Year	
			SEX		SEX	
			F	M	F	M
Level 3 Felony	Accident/Failure to Stop-Serious Inj/Death (9-26-1-1.1)		-	2	2	10
	Aggravated Battery (35-42-2-1.5)		-	2	7	66
	Aiding, Inducing or Causing an Offense (35-41-2-4)	Dealing Cocaine or Narcotic Drug (35-48-4-1)	-	1	-	2
		Dealing Methamphetamine (35-48-4-1.1)	-	-	-	2
		Robbery (35-42-5-1)	-	-	-	9
	Arson (35-43-1-1)		-	-	2	-
	Attempt to Commit a Felony (35-41-5-1)	Aggravated Battery (35-42-2-1.5)	-	1	-	4
		Child Molesting (35-42-4-3)	-	-	-	2
		Dealing Methamphetamine (35-48-4-1.1)	-	-	-	1
		F337	-	-	-	1
		Kidnapping (35-42-3-2)	-	-	-	1
		Rape (35-42-4-1)	-	-	-	3
		Robbery (35-42-5-1)	-	1	-	8
	Battery (35-42-2-1)		1	-	3	7
	Burglary (35-43-2-1)		-	-	-	7
	Child Molesting (35-42-4-3)		-	3	2	37
	Conspiracy (35-41-5-2)	Dealing Cocaine or Narcotic Drug (35-48-4-1)	-	-	2	-
		Dealing Methamphetamine (35-48-4-1.1)	-	-	2	3
		Robbery (35-42-5-1)	-	-	1	1
	Criminal Confinement (35-42-3-3)		-	5	1	23
	Dealing Cocaine or Narcotic Drug (35-48-4-1)		1	2	8	51
	Dealing Methamphetamine (35-48-4-1.1)		-	7	15	44
	Dealing Sched I, II, or III Cntrlrd Sub (35-48-4-2)		-	-	1	4
	Dealing Sched IV Cntrlrd Sub (35-48-4-3)		-	-	-	3
	Disarm/Attempt to Disarm an Officer (35-44.1-3-2)		-	-	-	1
	Human Sexual Trafficking (35-42-3.5-1)		-	-	-	2
	Kidnapping (35-42-3-2)		-	-	1	1
	Neglect of a Dependent/Death (35-46-1-4)		-	1	8	17
	Possession of Cocaine or Narcotic Drug (35-48-4-6)		-	2	2	11
	Possession of Methamphetamine (35-48-4-6.1)		-	1	4	13
	Rape (35-42-4-1)		-	3	1	22
	Resisting Law Enforcement (35-44.1-3-1)		-	-	-	5
	Robbery (35-42-5-1)		2	18	26	219
Level 3 Felony Total			4	49	88	580

Felony Level	Primary Offense	Secondary Offense	Dec-16		This Calendar Year	
			SEX		SEX	
			F	M	F	M
Level 4 Felony	Aiding, Inducing or Causing an Offense (35-41-2-4)	BURGLARY (35-43-2-1)	-	-	2	11
		Dealing Cocaine or Narcotic Drug (35-48-4-1)	-	-	-	1
		Dealing Methamphetamine (35-48-4-1.1)	-	-	-	3
	Arson (35-43-1-1)	Felon in Possession of a Firearm (35-47-4-5)	-	-	-	1
			-	1	4	23
			-	-	-	2
	Attempt to Commit a Felony (35-41-5-1)	BURGLARY (35-43-2-1)	-	-	-	2
		Dealing Methamphetamine (35-48-4-1.1)	-	-	1	2
		Sexual Misconduct with a Minor (35-42-4-9)	-	-	-	2
	BURGLARY (35-43-2-1)		5	28	48	308
	Child Molesting (35-42-4-3)		-	6	1	71
	Child Solicitation (35-42-4-6)		-	1	-	4
	Conspiracy (35-41-5-2)	BURGLARY (35-43-2-1)	-	-	-	2
		Dealing Cocaine or Narcotic Drug (35-48-4-1)	-	-	-	1
		Dealing Methamphetamine (35-48-4-1.1)	-	-	1	3
	Dealing Cocaine or Narcotic Drug (35-48-4-1)		-	7	17	94
	Dealing Methamphetamine (35-48-4-1.1)		5	7	20	111
	Dealing Sched I, II, or III Cntrl Sub (35-48-4-2)		-	-	5	4
	ESCAPE 35-44.1-3-4		-	-	-	1
	Felon in Possession of a Firearm (35-47-4-5)		-	14	-	114
	Incest (35-46-1-3)		-	-	-	1
	Operating Vehicle Intoxicated/Death (9-30-5-5)		1	2	5	17
	POSSESSION OF DANGEROUS DEVICE (35-44.1-3-7)		-	-	-	3
	Possession of Cocaine or Narcotic Drug (35-48-4-6)		1	3	4	16
	Possession of Methamphetamine (35-48-4-6.1)		-	1	-	22
	Sexual Battery (35-42-4-8)		-	-	-	2
	Sexual Misconduct with a Minor (35-42-4-9)		-	3	2	38
	Stalking (35-45-10-5)		-	-	-	2
	Vicarious Sexual Gratification (35-42-4-5)		-	-	-	1
	Level 4 Felony Total			12	73	110

Felony Level	Primary Offense	Secondary Offense	Dec-16		This Calendar Year		
			SEX		SEX		
			F	M	F	M	
Level 5 Felony	ASSISTING A CRIMINAL (35-44.1-2-5)		-	-	-	2	
	Accident/Failure to Stop-Serious Inj/Death (9-26-1-8)		1	1	3	8	
	Aiding, Inducing or Causing an Offense (35-41-2-4)	ASSISTING A CRIMINAL (35-44.1-2-5)	-	-	1	-	
	Attempt to Commit a Felony (35-41-5-1)	BATTERY (35-42-2-1)		1	1	1	2
		BURGLARY (35-43-2-1)		-	-	-	7
		Criminal Recklessness (35-42-2-2)		-	-	-	1
		DEALING IN METHAMPHETAMINE (35-48-4-1)		-	-	3	8
		Dealing Cocaine or Narcotic Drug (35-48-4-1)		-	-	1	2
		Dealing Methamphetamine (35-48-4-1.1)		-	-	-	1
		Dealing Sched IV Cntrl Sub (35-48-4-3)		-	-	1	-
		Intimidation (35-45-2-1)		-	-	-	1
		Robbery (35-42-5-1)		-	1	-	2
		BATTERY (35-42-2-1)		-	-	-	5
		BURGLARY (35-43-2-1)		-	-	-	5
		Child Exploitation (35-42-4-4)		-	-	-	1
		DEALING IN METHAMPHETAMINE (35-48-4-1)		1	-	1	2
		Dealing Cocaine or Narcotic Drug (35-48-4-1)		-	-	-	2
		ESCAPE (35-44.1-3-4)		-	1	1	2
	Fraud on Financial Institution (35-43-5-8)		-	-	-	1	
	Kidnapping (35-42-3-2)		-	-	-	1	
	Manufacture Destruct Device		-	-	-	1	
	Robbery (35-42-5-1)		-	-	1	9	
	TRAFFICKING WITH AN INMATE (35-44.1-3-5)		-	-	-	2	
	BATTERY (35-42-2-1)		5	29	47	299	
	BURGLARY (35-43-2-1)		2	19	20	245	
	Bribery (35-44.1-1-2)		-	-	-	1	
	CRIMINAL CONFINEMENT (35-42-3-3)		-	2	1	37	
	Child Exploitation (35-42-4-4)		-	1	-	8	
	Child Seduction (35-42-4-7)		-	-	-	1	
	Child Solicitation (35-42-4-6)		-	-	1	18	
Conspiracy (35-41-5-2)	BATTERY (35-42-2-1)		-	-	-	2	
	BURGLARY (35-43-2-1)		-	-	1	2	
	DEALING IN METHAMPHETAMINE (35-48-4-1)		-	1	2	8	
	Dealing Cocaine or Narcotic Drug (35-48-4-1)		-	-	1	1	
	Dealing Marijuana, Hash Oil, or Hashish (35-48-4-2)		-	1	-	1	
	Dealing Sched I, II, or III Cntrl Sub (35-48-4-2)		-	-	-	1	
	Fraud on Financial Institution (35-43-5-8)		-	1	-	2	
Robbery (35-42-5-1)		-	1	2	3		

Felony Level	Primary Offense	Secondary Offense	Dec-16		This Calendar Year	
			SEX		SEX	
			F	M	F	M
Level 5 Felony		TRAFFICKING WITH AN INMATE (35-44.1-3-5)	-	-	2	2
Cont.	Conversion (35-43-4-3)		-	-	-	2
	Corrupt Business Influence (35-45-6-2)		1	2	9	21
	Criminal Recklessness (35-42-2-2)		-	1	2	29
	DEALING IN METHAMPHETAMINE (35-48-4-1.1)		5	7	51	162
	Dangerous Control of a Handgun (35-47-10-6)		-	-	1	1
	Dealing Cocaine or Narcotic Drug (35-48-4-1)		2	8	54	129
	Dealing Marijuana, Hash Oil, or Hashish (35-48-4-10)		-	1	-	7
	Dealing Methamphetamine (35-48-4-1.1)		-	3	14	56
	Dealing Sched I, II, or III Contrld Sub (35-48-4-2)		1	-	4	12
	Dealing Sched IV Contrld Sub (35-48-4-3)		-	-	-	1
	Dealing Sched V Controlled Substance (35-48-4-4)		-	-	-	1
	Dealing/Poss. Look-Alike Subs (35-48-4-4.6)		-	3	3	12
	Disarm/Attempt to Disarm an Officer (35-44.1-3-2)		-	-	-	4
	Domestic Battery (35-42-2-1.3)		-	1	-	6
	ESCAPE (35-44.1-3-4)		-	2	6	25
	Failure to Register as a Sex Offender (11-8-8-17)		-	6	-	80
	Firearm w/in One Mile of School (35-47-2-1)		-	14	3	150
	Fraud on Financial Institution (35-43-5-8)		1	2	9	30
	Incest (35-46-1-3)		-	-	-	2
	Intimidation (35-45-2-1)		-	5	5	57
	Involuntary Manslaughter (35-42-1-4)		-	1	-	1
	Kidnapping (35-42-3-2)		-	-	-	2
	Money Laundering (35-45-15-5)		-	-	-	1
	Neglect of a Dependent/Death (35-46-1-4)		1	1	2	10
	Non-Support of Dependent Child (35-46-1-5)		-	-	1	4
	OP VEH AFT LIFE SUSP (9-30-10-17)		1	13	16	177
	Obliterating Handgun LD. (35-47-2-18)		-	1	-	6
	Operating Vehicle Intox-Prior (9-30-5-3)		-	-	1	-
	Operating Vehicle Intoxicated-Contrld Sub (9-30-5-1)		-	1	-	1
	Operating Vehicle Intoxicated/Death (9-30-5-5)		-	1	-	10
	Operating Vehicle Intoxicated/Injury (9-30-5-4)		-	-	1	3
	POSSESSION OF SYRINGES OR NEEDLES 16-42-19-18		1	4	4	13
	Possession OF Dangerous Device (35-44.1-3-7)		-	-	1	-
	Possession of Cocaine or Narcotic Drug 35-48-4-6		1	5	9	51
	Possession of Precursors (35-48-4-14.5)		-	-	1	5
	Promoting Prostitution (35-45-4-4)		-	-	-	1
	Reckless Homicide (35-42-1-5)		-	-	1	10
	Resisting Law Enforcement (35-44.1-3-1)		-	-	-	4
	Robbery (35-42-5-1)		-	7	14	113
	Sexual Misconduct with a Minor (35-42-4-9)		-	3	3	34
	Stalking (35-45-10-5)		-	1	1	19
	TRAFFICKING WITH AN INMATE (35-44.1-3-5)		-	1	12	10
	Theft, Receiving Stolen Property (35-43-4-2)		-	1	-	6
	UNLAWFUL MEDICAL PRACTICE (25-22.5-8-2)		-	-	1	-
	Unlawful Transfer of Handgun Ownership (35-47-2-7(B))		-	-	-	1
Level 5 Felony Total			24	154	319	1965

Felony Level	Primary Offense	Secondary Offense	Dec-16		This Calendar Year	
			SEX		SEX	
			F	M	F	M
Level 6 Felony	AIDING IN MANUFACTURE OF SCH II CONT SUB (35-48-4-2)		-	-	1	3
	Accident/Failure to Stop-Serious Inj/Death (9-26-1-8)		-	-	-	1
	Aiding, Inducing or Causing an Offense (35-41-2-4)	Criminal Confinement (35-42-3-3)	-	-	-	1
	Arson (35-43-1-1)		-	-	-	1
	Attempt to Commit a Felony (35-41-5-1)	RESIDENTIAL ENTRY (35-43-2-1.5)	-	-	-	2
	Auto Theft, Receiving Stolen Parts (35-43-4-2.5)		-	2	3	33
	BATTERY 35-42-2-1		-	1	2	20
	CRIMINAL CONFINEMENT (35-42-3-3)		-	1	3	11
	CRIMINAL RECKLESSNES (35-42-2-2)		-	-	2	3
	CRIMINAL TRESPASS (35-43-2-2)		-	-	-	2
	Criminal Confinement (35-42-3-3)		-	1	-	3
	Dealing Marijuana, Hash Oil, or Hashish (35-48-4-10)		-	-	-	1
	Dealing Subs. Represent as Contrld Subs. (35-48-4-4.5)		-	1	-	5
	Dealing/Poss. Look-Alike Subs (35-48-4-11.5)		-	-	1	2
	ESCAPE 35-44.1-3-4		3	5	12	22
	FAIL TO REGR SEX OFF (11-8-8-17)		-	1	1	2
	FORGERY,COUNTERFEITING,APPLICATION FRAUD (35-43-5-2)		-	5	3	15
	INTIMIDATION (35-45-2-1)		-	1	-	10
	INVASION OF PRIVACY (35-46-1-15.1)		-	-	-	5
	Identity Deception (35-43-5-3.5)		-	-	2	-
	Insurance Fraud (35-43-5-4.5)		1	1	4	3
	Maintaining Common Nuisance (35-48-4-13)		-	-	1	8
	Neglect of a Dependent/Death (35-46-1-4)		-	-	-	4
	Non-Support of Dependent Child (35-46-1-5)		-	-	2	1
	OPER VEHICLE - INTOX - PREV CONVICTION (9-30-5-3)		-	-	1	12
		Habitual Offender Controlled Substance (35-50-2-	-	-	-	5
	Obstruction of Justice (35-44.1-2-2)		-	-	1	1
	Operating Vehicle Intoxicated-Contrld Sub (9-30-5-1)		-	-	-	3
		Habitual Offender Controlled Substance (35-50-2-	-	-	-	1
	Operating Vehicle Intoxicated-Endanger (9-30-5-2)		-	-	1	11
		Habitual Offender Controlled Substance (35-50-2-	-	-	-	3
	Operating Vehicle-Habitual Violation (9-30-10-16)		-	1	4	7
		Habitual Offender Controlled Substance (35-50-2-	-	-	-	2
	POSS PARAPHERNALIA (35-48-4-8.3)		-	-	-	1
	POSSESS PRECURSORS (35-48-4-14.5)		-	1	3	6
	POSSESSION OF CHILD PORNOGRAPHY (35-42-4-4(C))		-	-	-	4
	POSSESSION OF METHAMPHETAMINE (35-48-4-6.1)		1	-	1	-
	POSSESSION OF SYRINGES OR NEEDLES (16-42-19-18)		1	1	5	10
	POSSESSION OR USE OF LEGEND DRUG (16-42-19-13)		-	-	1	1
	PROSTITUTION (35-45-4-2)		-	-	1	-
	Possession Sched IV Contrld Sub w/in 1,000 ft (35-48-4-7)		-	-	-	1
	Possession of Cocaine or Narcotic Drug (35-48-4-6)		1	5	6	34
	Possession of Methamphetamine (35-48-4-6.1)		2	2	12	35
		Habitual Offender Controlled Substance (35-50-2-	-	-	1	-
	RESIDENTIAL ENTRY (35-43-2-1.5)		-	1	1	14
	RESISTING LAW ENFORC (35-44.1-3-1)		-	2	2	18
	Sexual Battery (35-42-4-8)		-	-	-	2
	Strangulation (35-42-2-9)		-	1	-	8
	Theft, Receiving Stolen Property (35-43-4-2)		2	5	36	87
	Voyeurism (35-45-4-5)		-	-	-	2
Level 6 Felony Total			11	38	113	426

Felony Level	Primary Offense	Secondary Offense	Dec-16		This Calendar Year	
			SEX	SEX	SEX	SEX
			F	M	F	M
Habitual Off	Habitual Offender (35-50-2-8)		-	1	-	5
Habitual Off Total			-	1	-	5
Felony Level	Primary Offense	Secondary Offense	Dec-16		This Calendar Year	
			SEX	SEX	SEX	SEX
			F	M	F	M
Murder (35-42-1-1)	Murder (35-42-1-1)		-	6	3	85
Murder Total			-	6	3	85
Grand Total			Dec-16		This Calendar Year	
			42614		SEX	
			F	M	F	M
Grand Total			101	540	1359	7463

Note: Offense data may not be available for all offenders at the time this table was prepared.
Only new commitments and probation violations are reported on this table.
Parole and Community Transition Program violators are excluded on this table.
Source: SAS - all.citations_mso.pgm

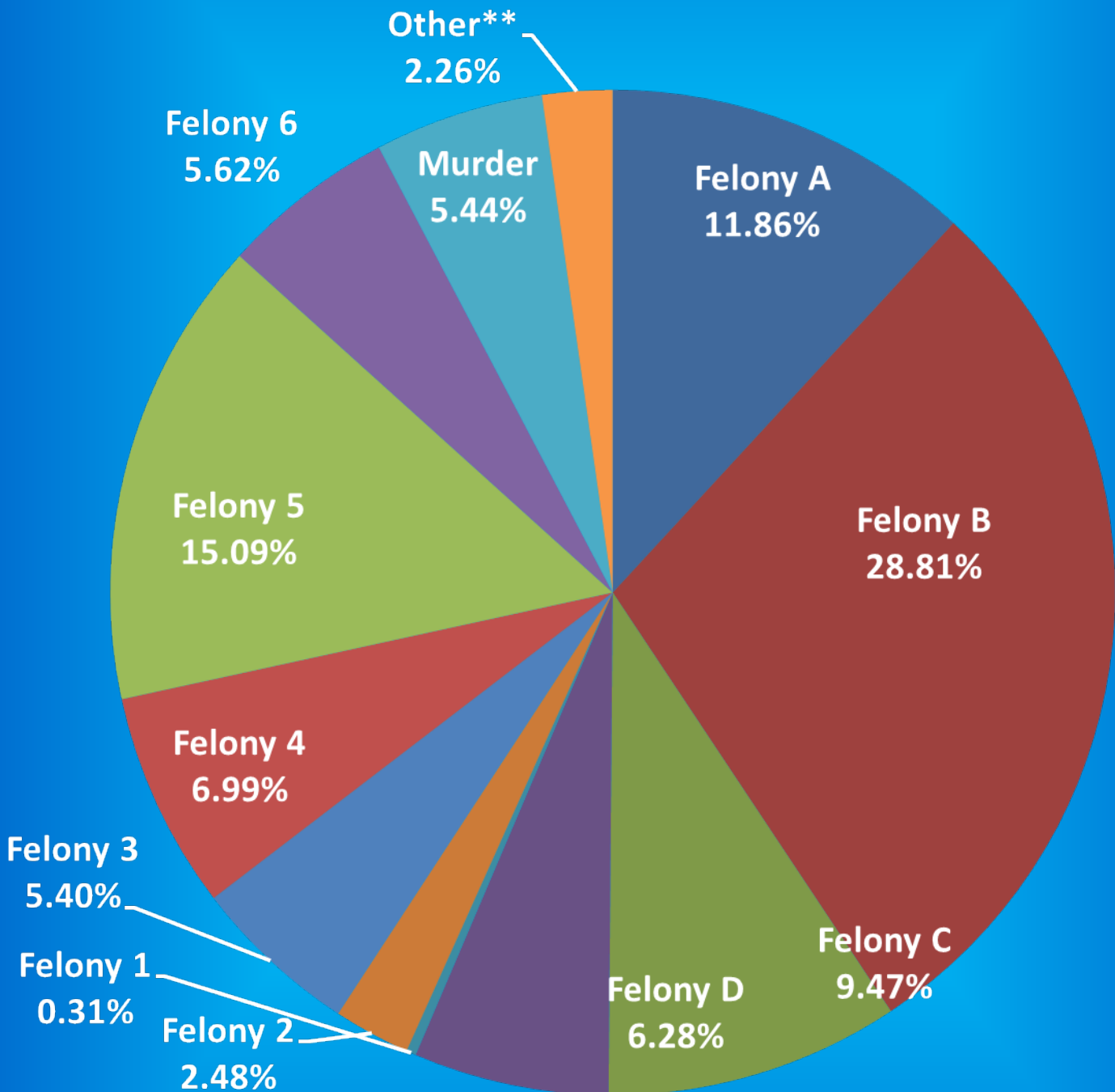
Indiana Department of Correction

Graph A

Female Population by Most Serious Offense Felony Level*

January 01, 2017

N = 2,205



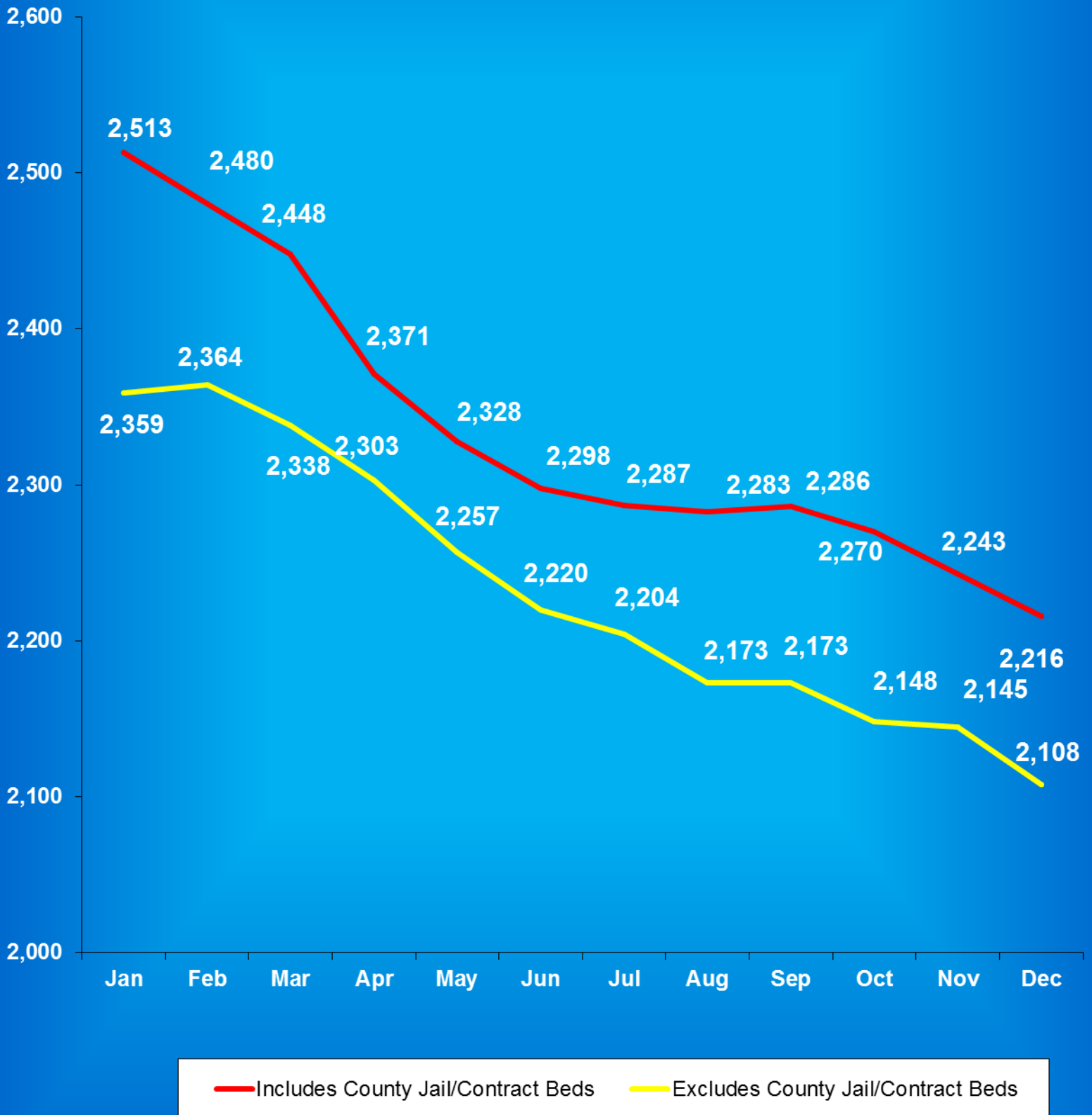
* Includes Offenders Held in County Jails and Contracted Beds

** Other includes Safekeepers, Predispositions, Habitual Offenders, Misdemeanants, and Unknowns

Indiana Department of Correction

Graph B

Average Daily Adult Female Offender Populations
Calendar Year 2016

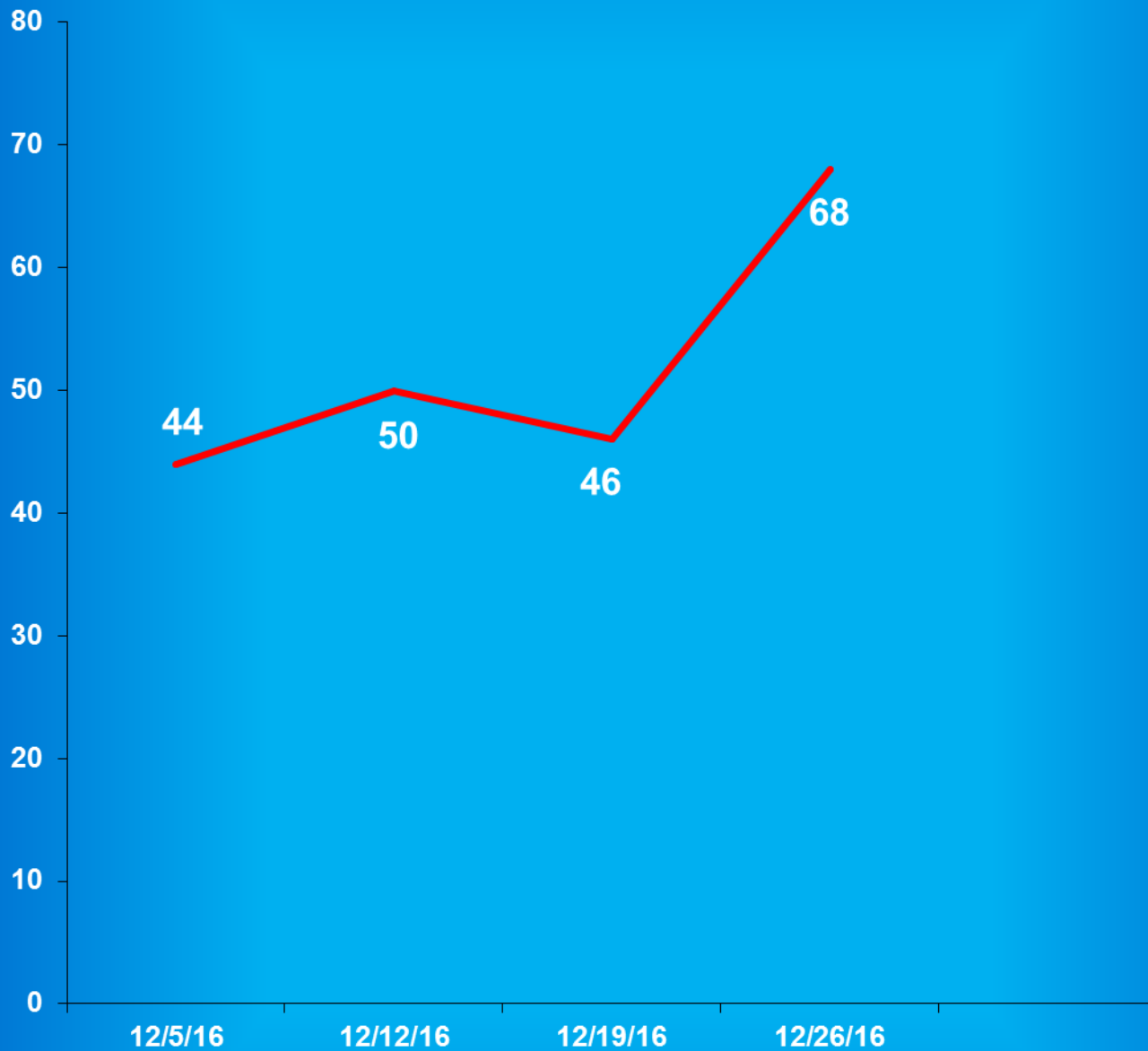


Indiana Department of Correction

Graph C

Adult Females Held in County Jails

December 2016



- Offenders held in county jails are newly sentenced offenders with completed court documents who are awaiting transfer to a DOC facility.

- Jail counts are a dynamic number that are affected by a variety of factors, including; sentencing trends, available DOC beds, and intake process completion.

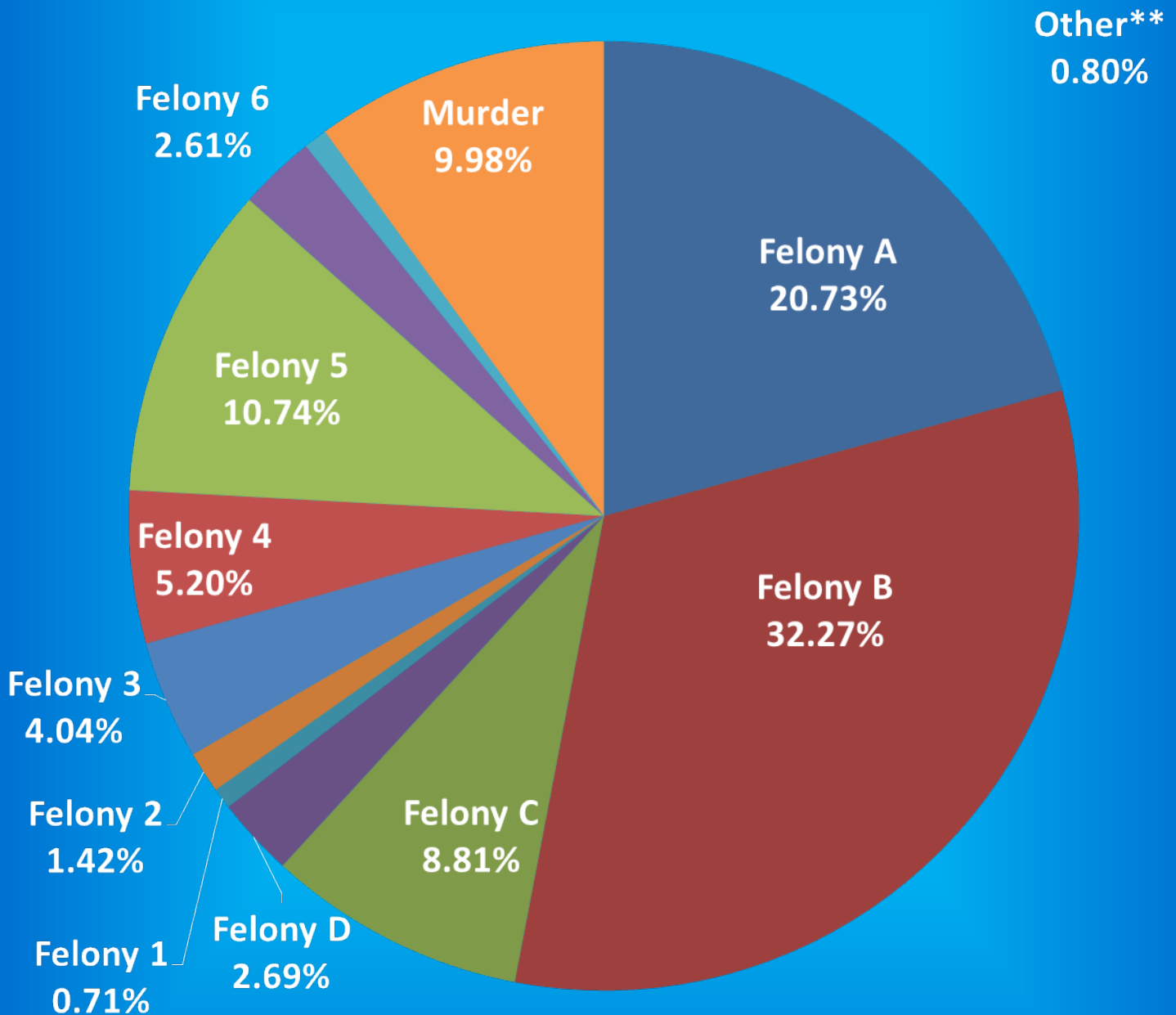
Indiana Department of Correction

Graph D

Male Population by Most Serious Offense Felony Level*

January 01, 2017

N = 23,341



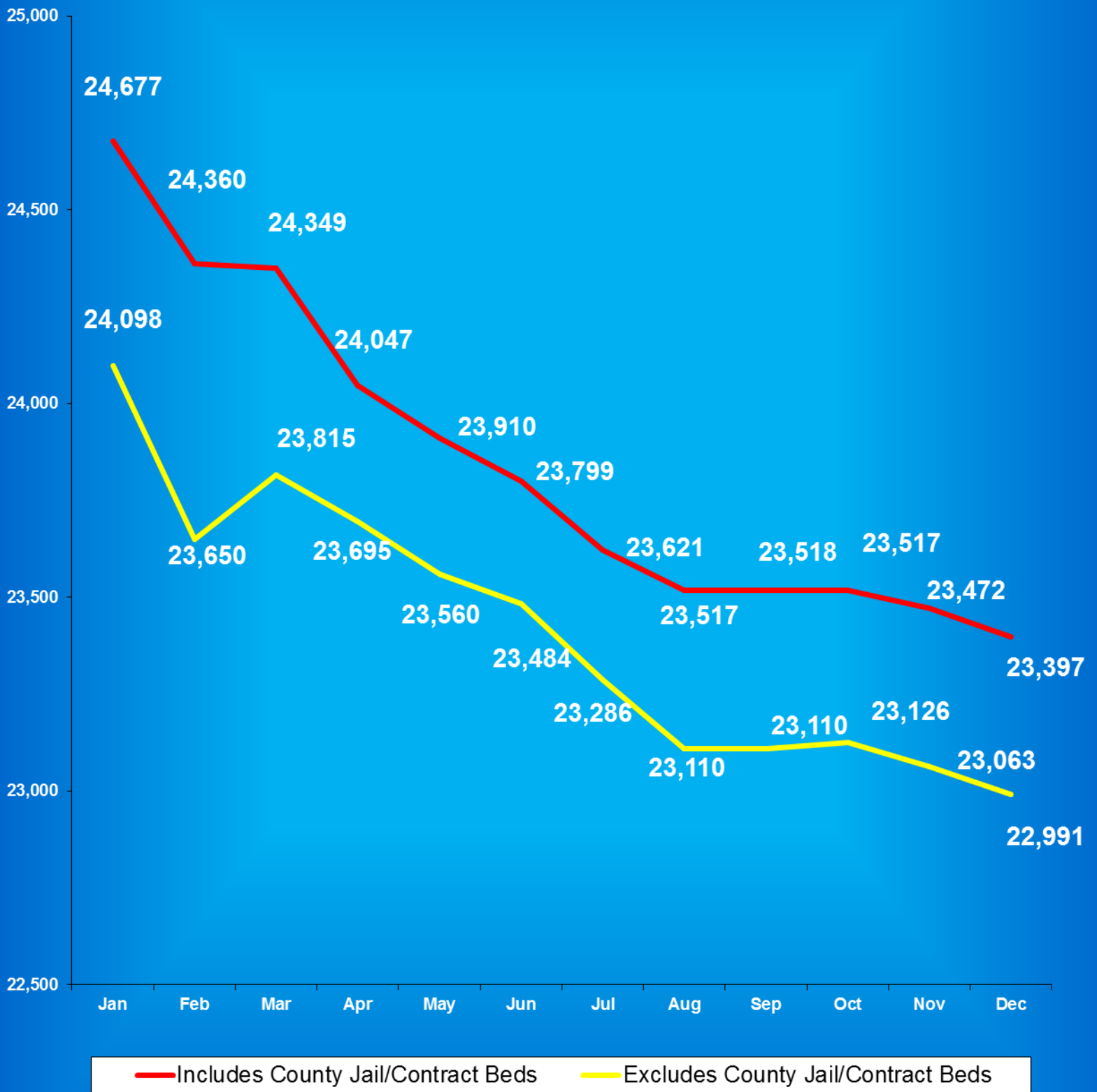
• Includes Offenders Held in County Jails and Contracted Beds

** Other includes Safekeepers, Predispositions, Habitual Offenders, Misdemeanants, and Unknowns

Indiana Department of Correction

Graph E

Average Daily Adult Male Offender Populations Calendar Year 2016

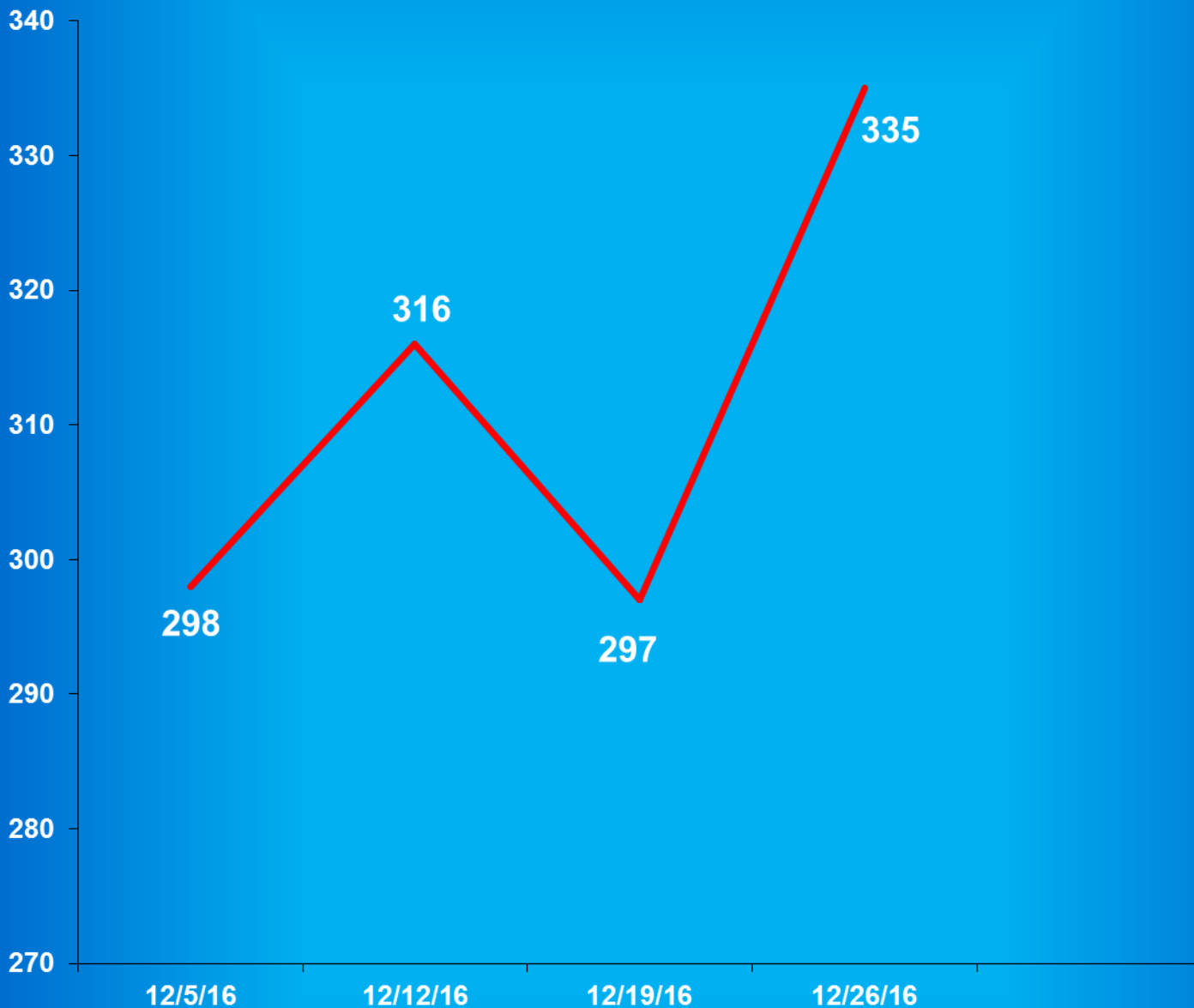


Indiana Department of Correction

Graph F

Adult Males Held in County Jails

December 2016



- Offenders held in county jails are newly sentenced offenders with completed court documents who are awaiting transfer to a DOC facility.

- Jail counts are a dynamic number that are affected by a variety of factors, including; sentencing trends, available DOC beds, and intake process completion.



Juvenile Offender Statistics



Indiana Department Of Correction
Table 13
Monthly Facility Admissions and Releases

Juvenile Offenders
December 2016

Admissions of All Juvenile Males

New Commitment	Re-Commitment	Parolee Return	Return From Escape	Diagnostics/Walk-Thrus
30	9	0	0	7

Releases of All Juvenile Males

Discharge	Parole	Escape	Diagnostics/Walk-Thrus
44	7	0	8

Admissions of All Juvenile Females

New Commitment	Re-Commitment	Parolee Return	Return From Escape	Diagnostics/Walk-Thrus
5	2	0	0	1

Releases of All Juvenile Females

Discharge	Parole	Escape	Diagnostics/Walk-Thrus
11	1	0	0

Sources:
 SAS - mnthadm4_pgm_tbl13.pgm
 SAS - mnthext4_pgm_tbl13.pgm

Indiana Department of Correction

Table 14

New Admissions by County of Commitment - Juveniles

December 2016

County	Admission Type			County	Admission Type		
	New Commits	Re Commits	Total		New Commits	Re Commits	Total
Adams	0	0	0	Madison	0	0	0
Allen	5	0	5	Marion	5	1	6
Bartholomew	0	0	0	Marshall	0	0	0
Benton	0	0	0	Martin	0	0	0
Blackford	0	0	0	Miami	0	0	0
Boone	0	0	0	Monroe	0	1	1
Brown	0	0	0	Montgomery	0	0	0
Carroll	0	0	0	Morgan	0	0	0
Cass	0	0	0	Newton	0	0	0
Clark	0	0	0	Noble	0	0	0
Clay	0	0	0	Ohio	0	0	0
Clinton	0	1	1	Orange	0	0	0
Crawford	0	0	0	Owen	0	0	0
Daviess	0	0	0	Parke	0	0	0
Dearborn	0	0	0	Perry	0	0	0
Decatur	0	0	0	Pike	1	0	1
DeKalb	0	0	0	Porter	2	2	4
Delaware	1	0	1	Posey	0	0	0
Dubois	0	0	0	Pulaski	0	0	0
Elkhart	3	0	3	Putnam	0	0	0
Fayette	0	0	0	Randolph	0	0	0
Floyd	0	0	0	Ripley	0	0	0
Fountain	0	0	0	Rush	0	0	0
Franklin	0	0	0	St. Joseph	2	1	3
Fulton	0	1	1	Scott	0	0	0
Gibson	0	0	0	Shelby	0	0	0
Grant	0	0	0	Spencer	0	0	0
Greene	0	0	0	Starke	0	0	0
Hamilton	0	0	0	Steuben	0	1	1
Hancock	0	0	0	Sullivan	0	0	0
Harrison	0	0	0	Switzerland	0	0	0
Hendricks	1	0	1	Tippecanoe	0	0	0
Henry	0	0	0	Tipton	0	0	0
Howard	1	1	2	Union	0	0	0
Huntington	0	1	1	Vanderburgh	6	1	7
Jackson	1	0	1	Vermillion	0	0	0
Jasper	0	0	0	Vigo	0	0	0
Jay	0	0	0	Wabash	0	0	0
Jefferson	0	0	0	Warren	0	0	0
Jennings	1	0	1	Warrick	0	0	0
Johnson	0	0	0	Washington	1	0	1
Knox	0	0	0	Wayne	0	0	0
Kosciusko	2	0	2	Wells	0	0	0
LaGrange	0	0	0	White	0	0	0
Lake	2	0	2	Whitley	0	0	0
LaPorte	1	0	1	Unknown	0	0	0
Lawrence	0	0	0	Totals	35	11	46

This data is based on most serious offense and excludes parole violations.

Source: Mnthadm4_pgm_tbl14.pgm

Indiana Department of Correction

Table 15

Monthly Releases by County of Commitment - Juveniles

December 2016

County	Release Type			County	Release Type		
	Discharge	Parole	Total		Discharge	Parole	Total
Adams	0	0	0	Madison	0	0	0
Allen	5	1	6	Marion	10	0	10
Bartholomew	0	0	0	Marshall	0	0	0
Benton	0	0	0	Martin	0	0	0
Blackford	0	0	0	Miami	1	0	1
Boone	1	0	1	Monroe	0	0	0
Brown	0	0	0	Montgomery	1	0	1
Carroll	0	0	0	Morgan	0	0	0
Cass	2	0	2	Newton	0	0	0
Clark	2	0	2	Noble	0	0	0
Clay	0	0	0	Ohio	0	0	0
Clinton	0	0	0	Orange	0	0	0
Crawford	0	0	0	Owen	0	0	0
Daviess	0	0	0	Parke	0	0	0
Dearborn	0	0	0	Perry	1	0	1
Decatur	1	0	1	Pike	0	0	0
DeKalb	0	0	0	Porter	0	1	1
Delaware	2	0	2	Posey	0	0	0
Dubois	0	0	0	Pulaski	0	0	0
Elkhart	2	0	2	Putnam	0	0	0
Fayette	0	0	0	Randolph	0	0	0
Floyd	0	0	0	Ripley	0	1	1
Fountain	0	0	0	Rush	0	0	0
Franklin	0	0	0	St. Joseph	2	0	2
Fulton	1	0	1	Scott	0	0	0
Gibson	0	1	1	Shelby	1	0	1
Grant	0	0	0	Spencer	0	0	0
Greene	0	0	0	Starke	0	0	0
Hamilton	2	0	2	Steuben	1	0	1
Hancock	0	0	0	Sullivan	0	0	0
Harrison	0	0	0	Switzerland	0	0	0
Hendricks	0	1	1	Tippecanoe	0	0	0
Henry	1	1	2	Tipton	0	0	0
Howard	2	0	2	Union	0	0	0
Huntington	2	0	2	Vanderburgh	6	1	7
Jackson	0	0	0	Vermillion	0	0	0
Jasper	0	0	0	Vigo	0	0	0
Jay	0	0	0	Wabash	0	0	0
Jefferson	0	0	0	Warren	0	0	0
Jennings	0	0	0	Warrick	1	0	1
Johnson	1	0	1	Washington	1	0	1
Knox	0	0	0	Wayne	0	0	0
Kosciusko	1	1	2	Wells	0	0	0
LaGrange	0	0	0	White	0	0	0
Lake	3	0	3	Whitley	0	0	0
LaPorte	2	0	2	Unknown	0	0	0
Lawrence	0	0	0	Totals	55	8	63

Some discharges may be releases to County Probation - data is unable to be separated.

Diagnostics and Escapes are excluded.

Source: Mnthext4_pgm_tb15.pgm

Indiana Department of Correction
Table 16
Total Number of Committing Offenses for Juveniles
Committed to the Indiana Department of Correction

December 2016

OFFENSE (Citation Code)	THE NUMBER OF OFFENSES			
	This Month		This Calendar Year	
	Female	Male	Female	Male
LEVEL I				
Aggravated Battery (35-42-2-1.5)	0	0	0	1
Arson (35-43-1-1)	0	0	0	4
Battery (35-42-2-1)	0	7	19	37
Battery by Bodily Waste (35-42-2-6)	0	0	0	1
Burglary (35-43-2-1)	0	4	1	75
Carjacking (35-42-5-2)	0	0	0	0
Carrying Handgun w/o License (35-47-2-1)	0	1	0	13
Changing, Altering, Removing, Obliterating ID of Handgun (35-47-2-18)	0	0	0	1
Child Exploitation (35-42-4-4)	0	0	0	0
Child in Possession of Handgun (35-47-10-5)	0	1	0	25
Child Molesting (35-42-4-3)	0	5	0	32
Child Seduction (35-42-4-7)	0	0	0	0
Child Selling (35-46-1-4)	0	0	0	0
Child Solicitation (35-42-4-6)	0	0	0	0
Consumer Product Tampering (35-45-8-3)	0	0	0	0
Criminal Confinement (35-42-3-3)	0	0	0	2
Criminal Gang Intimidation (35-45-9-4)	0	0	0	0
Criminal Gang Recruitment	0	0	0	1
Criminal Deviate Conduct (35-42-4-2)	0	0	0	0
Criminal Recklessness (35-42-2-2)	0	2	1	13
Danger Possession Firearm	0	2	0	26
Dealing in a Sawed-Off Shotgun (35-47-5-4.1)	0	0	0	0
Distribution of a Destructive Device (IC 35-47.5-5-5)	0	0	0	0
Domestic Battery (35-42-2-1.3)	0	0	0	2
Driving While Intoxicated Resulting in Death (9-30-5-5)	0	0	0	0
False, Altering Handgun License (35-47-2-22)	0	0	0	0
False Application for Handgun (35-47-2-8)	0	0	0	0
Feticide (35-42-1-6)	0	0	0	0
Handgun, False ID (35-47-2-17)	0	0	0	0
Incest (35-46-1-3)	0	0	0	0
Interference with Custody (35-42-3-4)	0	0	0	0
Intimidation (35-45-2-1)	0	0	0	1
Involuntary Manslaughter (35-42-1-4)	0	0	0	0
Kidnapping (35-42-3-2)	0	0	0	0
Murder (35-42-1-1)	0	0	0	1
Neglect of a Dependent (35-46-1-4)	0	0	0	0
Operation of a Machine Gun/Hurling a Bomb (35-47-5-9)	0	0	0	0
Overpass Mischief (35-42-2-5)	0	0	0	0
Pointing a Firearm (35-47-4-3)	0	1	0	1
Possession of Firearm on School Property (35-47-9-2)	0	1	0	1
Possession of a Machine Gun or Bomb (35-47-5-9)	0	0	0	0
Rape (35-42-4-1)	0	0	0	5
Reckless Homicide (35-42-1-5)	0	0	0	1
Resisting Law Enforcement (35-44-3-3)	0	0	0	0
Robbery (35-42-5-1)	2	6	5	74

LEVEL I (Cont.)

	THE NUMBER OF OFFENSES			
	This Month		This Calendar Year	
	Female	Male	Female	Male
Sell, Manufacture, Possess, Purchase Explosive (35-47-5-1)	0	0	0	0
Sell, Transfer, HIV Blood (35-42-1-7)	0	0	0	0
Selling, Transferring, Giving Handgun to Under 18 (35-47-2-7)	0	0	0	0
Sexual Battery (35-42-4-8)	0	1	0	4
Sexual Misconduct (35-44-1-5)	0	0	0	0
Sexual Misconduct with a Minor (35-42-4-9)	0	0	0	0
Stalking (35-45-10-5)	0	0	0	0
Strangulation (35-42-2-9)	0	0	0	4
Unlawful Delivery of Confiscated Firearm (35-47-3-4)	0	0	0	0
Unlawful Use of Body Armor (35-47-5-13)	0	0	0	0
Unlawful Use of Stun Gun (35-47-8-5)	0	0	0	0
Vicarious Sexual Gratification (35-42-4-5)	0	0	0	0
Voluntary Manslaughter (35-42-1-3)	0	0	0	0
Sub-Total	2	31	26	325

LEVEL II

Assisting a Criminal (35-44-3-2)	0	0	0	1
Chinese Throwing Star (35-47-5-12)	0	0	0	0
Criminal Gang Activity (35-45-9-3)	0	0	0	1
Criminal Recklessness (35-42-2-2)	0	0	0	0
Dealing Anabolic Steroid (16-42-19-27)	0	0	0	0
Dealing in a Schedule I, II, or III Controlled Substance (35-48-4-2)	0	0	0	2
Dealing in a Schedule IV Controlled Substance (35-48-4-3)	0	0	0	0
Dealing in a Schedule V Controlled Substance (35-48-4-4)	0	0	0	0
Dealing in a Substance Represented to be a Controlled Substance (35-48-4-4.5)	0	0	0	0
Dealing in Cocaine or Narcotic Drug (35-48-4-1)	0	0	0	1
Dealing in Marijuana, Hash Oil, or Hashish (35-48-4-10)	0	0	0	3
Dealing Methamphetamine (35-48-4-1.1)	0	0	0	0
Delivery of Weapon to Intoxicated Person (35-47-4-1)	0	0	0	0
Escape/Failure to Return to Lawful Detention (35-44-3-5)	1	1	11	18
Interference with Custody (35-42-3-4)	0	0	0	0
Intimidation (35-45-2-1)	0	5	2	36
Knife with Automatic Blade (35-47-5-2)	0	0	0	0
Loan Sharking (35-45-7-2)	0	0	0	0
Maintaining a Common Nuisance (35-48-4-13)	0	0	0	1
Manufacture, Distribution, Possession of a Substance Represented to be a Controlled Substance (35-48-4-4.6)	0	0	0	0
Neglect of a Dependent (35-46-1-4)	0	0	0	0
Possession of a Controlled Substance (35-48-4-7)	0	1	0	3
Possession of a Knife on School Property (35-47-5-2.5)	0	1	0	2
Poss precursors w/intent to manufacture etc. (35-48-4-14.5)	0	0	0	0
Promoting Prostitution (35-45-4-4)	0	0	0	0
Purchase, Possession or Sale of Stun Gun (35-47-8-5)	0	0	0	0
Resisting Law Enforcement (35-44-3-3)	1	3	1	17
Rioting with a Deadly Weapon (35-45-1-2)	0	0	0	0
Sale, Possession, Use of Legend Drug (16-42-19-27)	0	0	0	0
Sexual Misconduct with a Minor (35-42-4-9)	0	0	0	0
Stalking (35-45-10-5)	0	0	0	0
Trafficking with an Inmate (35-44-3-9)	0	0	0	1
Use of Stun Gun in Commission of a Crime (35-47-8-5)	0	0	0	0
Sub-Total	2	11	14	86

LEVEL III	THE NUMBER OF OFFENSES			
	This Month		This Calendar Year	
	Female	Male	Female	Male
Accident/Failure to Stop (9-26-1-8)	0	0	0	0
Accident, Property Damage with Injury (9-26-1-8)	0	0	0	0
Altering or Damaging Computer (35-43-1-4)	0	0	0	0
Auto Theft, Receiving Stolen Parts (35-43-4-2.5)	1	4	5	41
Battery (35-42-2-1)	1	7	23	82
Bestiality	0	0	0	0
Bribery (35-44-1-1)	0	0	0	0
Burglary (35-43-2-1)	0	0	0	5
Check Deception (35-43-5-5)	0	0	0	0
Check Fraud (35-43-5-12)	0	0	0	0
Child Exploitation (35-42-4-4)	0	0	0	0
Controlled Substance Registration (35-48-4-14)	0	0	0	0
Conversion (35-43-4-3)	0	2	5	20
Criminal Mischief (35-43-1-2)	1	3	15	63
Criminal Recklessness (35-42-2-2)	0	0	0	3
Criminal Trespass (35-43-2-2)	0	0	1	16
Dealing in Altered Property (35-43-4-2.3)	0	0	0	0
Dealing in Marijuana, Hash Oil, or Hashish (35-48-4-10)	0	0	0	2
Dealing in Paraphernalia (35-48-4-8.5)	0	0	0	0
Dealing in a Schedule IV Controlled Substance (35-48-4-3)	0	0	0	0
Distribution of Material Harmful to Minor (35-49-3-3)	0	0	1	0
Escape/Failure to Return to Lawful Detention (35-44-3-5)	0	7	14	54
Failure to Appear (35-44-3-6)	0	0	0	0
False Reporting (35-44-2-2)	0	0	0	1
Forgery (35-43-5-2)	0	0	0	1
Fraud (35-43-5-4)	0	1	0	4
Fraud on Financial Institution (35-45-5-8)	0	0	0	0
Home Improvement Fraud (35-43-6-13)	0	0	0	0
Identity Deception (35-43-5-3.5)	0	0	0	0
Interference with Custody (35-42-3-4)	0	0	0	0
Interference with Reporting Crime (35-42-2-5)	0	0	0	0
Invasion of Privacy (35-46-1-15.1)	0	0	0	2
Kill Domestic Animal	0	0	0	1
Manufacture of Paraphernalia (35-48-4-8.1)	0	0	0	0
Nonsupport of Child (35-46-1-5)	0	0	0	0
Nonsupport of Spouse (35-46-1-6)	0	0	0	0
Obscene Performance (35-49-3-1)	0	0	0	0
Obstructing Fireman (35-44-3-8)	0	0	0	0
Obstructing Traffic (35-42-2-4)	0	0	0	0
Obstruction of Justice (35-44-3-4)	0	0	0	0
Operating Vehicle After Lifetime Forfeiture (9-30-10-17)	0	0	0	0
Operating Vehicle While Intoxicated (9-30-5-4)	0	0	0	0
Operating Vehicle While Intoxicated with Prior (9-30-5-3)	0	0	0	0

LEVEL III (Cont.)

THE NUMBER OF OFFENSES

	This Month		This Calendar Year	
	Female	Male	Female	Male
Patronizing a Prostitute (35-45-4-3)	0	0	0	0
Perjury (35-44-2-1)	0	0	0	0
Possession of Cocaine or Narcotic Drug (35-48-4-6)	0	0	0	4
Possession of a Controlled Substance (35-48-4-7)	0	0	2	7
Possession/Use of Legend Drug (16-42-19-13)	0	0	1	3
Possession of Marijuana, Hash Oil, or Hashish (35-48-4-11)	0	0	0	0
Possession of Methamphetamines (35-48-4-6.1)	0	0	1	4
Possession of Paraphernalia (35-48-4-8.3)	0	0	0	0
Possession of a Syringe (16-42-19-18)	0	1	1	5
Professional Gambling (35-45-5-3)	0	0	0	0
Profiting from Adoption (35-46-1-9)	0	0	0	0
Promoting Professional Gambling (35-45-5-4)	0	0	0	0
Promoting Prostitution (35-45-4-4)	0	0	0	0
Prostitution (35-45-4-2)	0	0	0	0
Public Indecency (35-45-4-1)	0	0	0	0
Public Nudity (35-45-4-1.5)	0	0	0	0
Railroad Mischief (35-42-2-5.5)	0	0	0	0
Receiving Stolen Auto Parts (35-43-4-2.5)	0	1	0	4
Receiving Stolen Property (35-43-4-2)	0	0	0	1
Residential Entry (35-43-2-1.5)	0	0	2	13
Resisting Law Enforcement (35-44-3-3)	1	7	12	62
Rioting (35-45-1-2)	0	0	0	0
Sale, Possession, Use of Legend Drug (16-42-19-27)	0	0	0	0
Selling, Distributing, Exhibiting Obscene Material (35-49-3-1)	0	0	0	0
Stalking (35-45-10-5)	0	0	0	0
Theft (35-43-4-2)	2	11	18	151
Torture or Mutilation of Animal (35-46-3-12)	0	0	0	0
Trafficking with an Inmate (35-44-3-9)	0	0	0	0
Unauthorized Possession of Prescription Form (35-48-4-14)	0	0	0	0
Unauth Entry/Vehicle (35-43-4-2.7)	0	2	0	2
Voyeurism (35-45-4-5)	0	0	0	0
Welfare Fraud (35-43-5-7)	0	0	0	0
Sub-Total	6	46	101	551

LEVEL IV

Absence From Home Detention (35-38-2.5-10)	0	0	0	1
Accident/Failure to Stop (9-26-1-8)	0	1	1	4
Animal Cruelty (35-46-3-12)	0	0	0	0
Assisting a Criminal (35-44-3-2)	0	0	0	0
BEATS VERTEBR ANIMAL (35-46-3-12)	0	0	0	0
Check Deception (35-43-5-5)	0	0	0	0
Common Nuisance (35-48-4-13)	0	0	0	0
Computer Trespassing (35-43-2-3)	0	0	0	0
Counterfeiting a Driver's License (9-24-18-7)	0	0	0	0
Counterfeiting Auto Registration (9-18-2-42)	0	0	0	0
Curfew Violation (31-37-2-5)	0	0	3	6
Deception (35-43-5-3)	0	0	0	0
Deer w/ Illegal Device (14-22-6-1)	0	0	0	0
Deer Outside Hours (14-22-6-1)	0	0	0	0
Disorderly Conduct (35-45-1-3)	0	1	11	30
Dissemination of Material Harmful to Minor (35-49-3-3)	0	0	0	0
Driving While Intoxicated (9-11-2-3)	0	0	0	2
Driving with Suspended License (9-24-19-2)	0	0	0	1
Exploitation of Dependent/Endangered Adult (35-46-1-12)	0	0	0	0
Failure to Appear (35-44-3-6)	0	0	0	0
Failure to Disclose Recruitment (35-46-4-4)	0	0	0	0
Failure to Respond to Summons (35-44-3-6.5)	0	0	0	0
False Auto Registration (9-18-2-44)	0	0	0	0
False Informing (35-44-2-2)	1	1	4	11
Flag Desecration (35-45-1-4)	0	0	0	0

LEVEL IV (Cont.)

THE NUMBER OF OFFENSES

	This Month		This Calendar Year	
	Female	Male	Female	Male
Glue Sniffing (35-46-6-2)	0	0	0	0
Habitual Disobedience of Parent, Guardian, or Custodian (Incorrigible) (31-37-2-4)	0	0	3	7
Harassment (35-45-2-2)	0	0	0	1
Home Improvement Fraud (35-43-6-12)	0	0	0	0
Illegal Consumption of Alcohol (7.1-5-7-7)	0	1	5	24
Illegal Possession of Alcohol (7.1-5-7-7)	0	0	2	4
Impairment of ID Number (35-43-7-4)	0	0	0	0
Interference with Custody (35-42-3-4)	0	0	0	0
Interfering with Law Enforcement Animal (35-46-3-11)	0	0	0	0
Invasion of Privacy (35-46-1-15.1)	0	0	0	0
Leaving Home w/o Permission of Parent, Guardian or Custodian (Runaway) (31-37-2-2)	1	0	15	18
Nitrous Oxide Distribution (35-46-6-3)	0	0	0	0
Obscene Performance (35-49-3-1)	0	0	0	0
Obstructing Medical Emergency (35-44-3-8.5)	0	0	0	0
Obstructing Traffic (35-42-2-4)	0	0	0	0
Official Misconduct (35-44.1-1-1)	0	0	0	0
Operating Vehicle While Intoxicated (9-30-5-2)	0	0	0	0
Operating Vehicle While Intoxicated/Cntrl'd Sub (9-30-5-1)	0	0	0	0
Operating Vehicle w/o License (9-24-18-1)	0	1	2	12
Operating Vehicle w/o Proof of Financial (9-25-8-2)	0	0	0	0
Operating Vehicle w/o Registration/Plates (9-18-2-43)	0	0	0	0
Possession of Marijuana, Hash Oil, or Hashish (35-48-4-11)	0	1	6	31
Possession of Paraphernalia (35-48-4-8.3)	0	1	9	18
Possession of Substance Represented to be a Controlled Substance (35-48-4-4.6)	0	0	0	0
Possession, Purchase, Accepting Tobacco (35-46-1-10.5)	0	0	0	0
Probation Violation	0	20	26	342
Public Intoxication (7.1-5-1-3)	0	0	3	5
Receiving Unidentified Property (35-43-7-5)	0	0	0	0
Reckless Driving (9-21-8-52)	0	1	0	2
Refusal to Aid Officer (35-44-3-7)	0	0	0	0
Refusal to Identify Self (34-28-5-3.5)	0	0	0	0
Selling, Distributing, Exhibiting Obscene Material (35-49-3-1)	0	0	0	0
Synthetic Drug	0	0	2	0
Taking Deer/Turkey (14-22-6-1)	0	0	0	0
Tattooing a Minor (35-42-2-7)	0	0	0	0
Torture, Kill, Mutilate an Animal (35-46-3-12)	0	0	0	0
Unauthorized Possession of Prescription (35-48-4-14)	0	0	0	0
Unlawful Entry of Motor Vehicle (35-43-4-2.7)	0	0	2	7
Unlawful Gambling (35-45-5-2)	0	0	0	0
Unlawful Use of Railroad Right of Way (8-3-15-3)	0	0	0	0
Vending Machine Vandalism (35-43-4-7)	0	0	0	0
Violation of Compulsory School Attendance Law (Truancy) (31-37-2-3)	0	0	0	7
Violation Home Detention	0	0	0	1
Violation Suspended Commitment to DOC	0	0	0	11
Voyeurism (35-45-4-5)	0	0	0	0
Welfare Fraud (35-45-5-7)	0	0	0	0
Sub-Total	2	28	94	545
GRAND TOTAL NUMBER OF OFFENSES	12	116	235	1,507

Source: SAS - mnthadm4_by_offense.pgm

Indiana Department of Correction
Table 17
Number of Juvenile Offenders by Most Serious Offense
Committed to the Indiana Department of Correction

December 2016

MOST SERIOUS OFFENSE (Citation Code)	THE NUMBER OF JUVENILES			
	This Month		This Calendar Year	
LEVEL I	Female	Male	Female	Male
Aggravated Battery (35-42-2-1.5)	0	0	0	1
Arson (35-43-1-1)	0	0	0	2
Battery (35-42-2-1)	0	3	14	21
Battery by Bodily Waste (35-42-2-6)	0	0	0	5
Burglary (35-43-2-1)	0	4	1	63
Carjacking (35-42-5-2)	0	0	0	0
Carrying Handgun w/o License (35-47-2-1)	0	0	0	9
Changing, Altering, Removing, Obliterating ID of Handgun (35-47-2-18)	0	0	0	1
Child Exploitation (35-42-4-4)	0	0	0	0
Child in Possession of Handgun (35-47-10-5)	0	0	0	11
Child Molesting (35-42-4-3)	0	4	0	27
Child Seduction (35-42-4-7)	0	0	0	0
Child Selling (35-46-1-4)	0	0	0	0
Child Solicitation (35-42-4-6)	0	0	0	0
Consumer Product Tampering (35-45-8-3)	0	0	0	0
Criminal Confinement (35-42-3-3)	0	0	0	2
Criminal Gang Intimidation (35-45-9-4)	0	0	0	0
Criminal Gang Recruitment	0	0	0	1
Criminal Deviate Conduct (35-42-4-2)	0	0	0	0
Criminal Recklessness (35-42-2-2)	0	2	1	11
Danger Possession Firearm	0	0	0	20
Dealing in a Sawed-Off Shotgun (35-47-5-4.1)	0	0	0	0
Distribution of a Destructive Device (IC 35-47.5-5-5)	0	0	0	0
Domestic Battery (35-42-2-1.3)	0	0	0	1
Driving While Intoxicated Resulting in Death (9-30-5-5)	0	0	0	0
False, Altering Handgun License (35-47-2-22)	0	0	0	0
False Application for Handgun (35-47-2-8)	0	0	0	0
Feticide (35-42-1-6)	0	0	0	0
Handgun, False Information (35-47-2-17)	0	0	0	0
Incest (35-46-1-3)	0	0	0	0
Interference with Custody (35-42-3-4)	0	0	0	0
Intimidation (35-45-2-1)	0	0	0	0
Involuntary Manslaughter (35-42-1-4)	0	0	0	0
Kidnapping (35-42-3-2)	0	0	0	0
Murder (35-42-1-1)	0	0	0	1
Neglect of a Dependent (35-46-1-4)	0	0	0	0
Operation of a Machine Gun/Hurling a Bomb (35-47-5-9)	0	0	0	0
Overpass Mischief (35-42-2-5)	0	0	0	0
Pointing a Firearm (35-47-4-3)	0	0	0	0
Possession of Firearm on School Property (35-47-9-2)	0	1	0	1
Possession of a Machine Gun or Bomb (35-47-5-9)	0	0	0	0
Rape (35-42-4-1)	0	0	0	2
Reckless Homicide (35-42-1-5)	0	0	0	1
Resisting Law Enforcement (35-44-3-3)	0	0	0	0
Robbery (35-42-5-1)	1	4	2	64

LEVEL I (Cont.)**THE NUMBER OF JUVENILES**

	This Month		This Calendar Year	
	Female	Male	Female	Male
Sell, Manufacture, Possess, Purchase Explosive (35-47-5-1)	0	0	0	0
Sell, Transfer, HIV Blood (35-42-1-7)	0	0	0	0
Selling, Transferring, Giving Handgun to Under 18 (35-47-2-7)	0	0	0	0
Sexual Battery (35-42-4-8)	0	0	0	1
Sexual Misconduct (35-44-1-5)	0	0	0	0
Sexual Misconduct with a Minor (35-42-4-9)	0	0	0	0
Stalking (35-45-10-5)	0	0	0	0
Strangulation (35-42-2-9)	0	0	0	3
Unlawful Delivery of Confiscated Firearm (35-47-3-4)	0	0	0	0
Unlawful Use of Body Armor (35-47-5-13)	0	0	0	0
Unlawful Use of Stun Gun (35-47-8-5)	0	0	0	0
Vicarious Sexual Gratification (35-42-4-5)	0	0	0	0
Voluntary Manslaughter (35-42-1-3)	0	0	0	0
Sub-Total	1	18	18	248

LEVEL II

Assisting a Criminal (35-44-3-2)	0	0	0	0
Chinese Throwing Star (35-47-5-12)	0	0	0	0
Criminal Gang Activity (35-45-9-3)	0	0	0	0
Criminal Recklessness (35-42-2-2)	0	0	0	0
Dealing Anabolic Steroid (16-42-19-27)	0	0	0	0
Dealing in a Schedule I, II, or III Controlled Substance (35-48-4-2)	0	0	0	0
Dealing in a Schedule IV Controlled Substance (35-48-4-3)	0	0	0	0
Dealing in a Schedule V Controlled Substance (35-48-4-4)	0	0	0	0
Dealing in a Substance Represented to be a Controlled Substance (35-48-4-4.5)	0	0	0	0
Dealing in Cocaine or Narcotic Drug (35-48-4-1)	0	0	0	2
Dealing in Marijuana, Hash Oil, or Hashish (35-48-4-10)	0	0	0	2
Dealing Methamphetamine (35-48-4-1.1)	0	0	0	0
Delivery of Weapon to Intoxicated Person (35-47-4-1)	0	0	0	0
Escape/Failure to Return to Lawful Detention (35-44-3-5)	1	1	11	10
Interference with Custody (35-42-3-4)	0	0	0	0
Intimidation (35-45-2-1)	0	2	1	21
Knife with Automatic Blade (35-47-5-2)	0	0	0	0
Loan Sharking (35-45-7-2)	0	0	0	0
Maintaining a Common Nuisance (35-48-4-13)	0	0	0	1
Manufacture, Distribution, Possession of a Substance Represented to be a Controlled Substance (35-48-4-4.6)	0	0	0	0
Neglect of a Dependent (35-46-1-4)	0	0	0	0
Possession of a Controlled Substance (35-48-4-7)	0	1	0	2
Possession of a Knife on School Property (35-47-5-2.5)	0	0	0	0
Poss precursors w/intent to manufacture etc. (35-48-4-14.5)	0	0	0	0
Promoting Prostitution (35-45-4-4)	0	0	0	0
Purchase, Possession or Sale of Stun Gun (35-47-8-5)	0	0	0	0
Resisting Law Enforcement (35-44-3-3)	0	2	0	11
Rioting with a Deadly Weapon (35-45-1-2)	0	0	0	0
Sale, Possession, Use of Legend Drug (16-42-19-27)	0	0	0	0
Sexual Misconduct with a Minor (35-42-4-9)	0	0	0	0
Stalking (35-45-10-5)	0	0	0	0
Trafficking with an Inmate (35-44-3-9)	0	0	0	1
Use of Stun Gun in Commission of a Crime (35-47-8-5)	0	0	0	0
Sub-Total	1	6	12	50

LEVEL III	THE NUMBER OF JUVENILES			
	This Month		This Calendar Year	
	Female	Male	Female	Male
Accident/Failure to Stop (9-26-1-8)	0	0	0	0
Accident, Property Damage with Injury (9-26-1-8)	0	0	0	0
Altering or Damaging Computer (35-43-1-4)	0	0	0	0
Auto Theft, Receiving Stolen Parts (35-43-4-2.5)	0	1	2	18
Battery (35-42-2-1)	1	2	16	34
Bestiality	0	0	0	0
Bribery (35-44-1-1)	0	0	0	0
Burglary (35-43-2-1)	0	0	0	3
Check Deception (35-43-5-5)	0	0	0	0
Check Fraud (35-43-5-12)	0	0	0	0
Child Exploitation (35-42-4-4)	0	0	0	0
Controlled Substance Registration (35-48-4-14)	0	0	0	0
Conversion (35-43-4-3)	0	0	4	9
Criminal Mischief (35-43-1-2)	1	2	7	14
Criminal Recklessness (35-42-2-2)	0	0	0	1
Criminal Trespass (35-43-2-2)	0	0	0	7
Dealing in Altered Property (35-43-4-2.3)	0	0	0	0
Dealing in Marijuana, Hash Oil, or Hashish (35-48-4-10)	0	0	0	2
Dealing in Paraphernalia (35-48-4-8.5)	0	0	0	0
Distribution of Material Harmful to Minor (35-49-3-3)	0	0	0	0
Escape/Failure to Return to Lawful Detention (35-44-3-5)	0	1	10	25
Failure to Appear (35-44-3-6)	0	0	0	0
False Reporting (35-44-2-2)	0	0	0	1
Forgery (35-43-5-2)	0	0	0	1
Fraud (35-43-5-4)	0	1	0	4
Fraud on Financial Institution (35-45-5-8)	0	0	0	0
Home Improvement Fraud (35-43-6-13)	0	0	0	0
Identity Deception (35-43-5-3.5)	0	0	0	0
Interference with Custody (35-42-3-4)	0	0	0	0
Interference with Reporting Crime (35-45-2-5)	0	0	0	0
Invasion of Privacy (35-46-1-15.1)	0	0	0	0
Kill Domestic Animal	0	0	0	1
Manufacture of Paraphernalia (35-48-4-8.1)	0	0	0	0
Nonsupport of Child (35-46-1-5)	0	0	0	0
Nonsupport of Spouse (35-46-1-6)	0	0	0	0
Obscene Performance (35-49-3-1)	0	0	0	0
Obstructing Fireman (35-44-3-8)	0	0	0	0
Obstructing Traffic (35-42-2-4)	0	0	0	0
Obstruction of Justice (35-44-3-4)	0	0	0	0
Operating Vehicle After Lifetime Forfeiture (9-30-10-17)	0	0	0	0
Operating Vehicle While Intoxicated (9-30-5-4)	0	0	0	0
Operating Vehicle While Intoxicated with Prior (9-30-5-3)	0	0	0	0

LEVEL III (Cont.)**THE NUMBER OF JUVENILES**

	This Month		This Calendar Year	
	Female	Male	Female	Male
Patronizing a Prostitute (35-45-4-3)	0	0	0	0
Perjury (35-44-2-1)	0	0	0	0
Possession of Cocaine or Narcotic Drug (35-48-4-6)	0	0	0	2
Possession of a Controlled Substance (35-48-4-7)	0	0	0	3
Possession of Marijuana, Hash Oil, or Hashish (35-48-4-11)	0	0	1	0
Possession of Methamphetamine (35-48-4-6.1)	0	0	0	2
Possession of Paraphernalia (35-48-4-8.3)	0	0	0	0
Possession/Use of Legend Drug (16-42-19-13)	0	0	0	2
Possession of a Syringe (16-42-19-18)	0	1	1	3
Professional Gambling (35-45-5-3)	0	0	0	0
Profiting from Adoption (35-46-1-9)	0	0	0	0
Promoting Professional Gambling (35-45-5-4)	0	0	0	0
Promoting Prostitution (35-45-4-4)	0	0	0	0
Prostitution (35-45-4-2)	0	0	0	0
Public Indecency (35-45-4-1)	0	0	0	0
Public Nudity (35-45-4-1.5)	0	0	0	0
Railroad Mischief (35-42-2-5.5)	0	0	0	0
Receiving Stolen Property (35-43-4-2)	0	0	0	1
Residential Entry (35-43-2-1.5)	0	0	2	4
Resisting Law Enforcement (35-44-3-3)	1	1	3	13
Rioting (35-45-1-2)	0	0	0	0
Sale, Possession, Use of Legend Drug (16-42-19-27)	0	0	0	0
Selling, Distributing, Exhibiting Obscene Material (35-49-3-1)	0	0	0	0
Stalking (35-45-10-5)	0	0	0	0
Theft (35-43-4-2)	2	5	13	55
Torture or Mutilation of Animal (35-46-3-12)	0	0	0	0
Trafficking with an Inmate (35-44-3-9)	0	0	0	0
Unauth Entry/Vehicle (35-43-4-2.7)	0	1	0	1
Unauthorized Possession of Prescription Form (35-48-4-14)	0	0	0	0
Voyeurism (35-45-4-5)	0	0	0	0
Welfare Fraud (35-43-5-7)	0	0	0	0
Sub-Total	5	15	59	206

LEVEL IV

Absence From Home Detention (35-38-2.5-10)	0	0	0	0
Accident/Failure to Stop (9-26-1-8)	0	0	0	0
Assisting a Criminal (35-44-3-2)	0	0	0	0
BEATS VERTEBR ANIMAL (35-46-3-12)	0	0	0	0
Check Deception (35-43-5-5)	0	0	0	0
Common Nuisance (35-48-4-13)	0	0	0	0
Computer Trespassing (35-43-2-3)	0	0	0	0
Counterfeiting a Driver's License (9-24-18-7)	0	0	0	0
Counterfeiting Auto Registration (9-18-2-42)	0	0	0	0
Curfew Violation (31-37-2-5)	0	0	0	0
Deception (35-43-5-3)	0	0	0	0
Disorderly Conduct (35-45-1-3)	0	0	1	9
Dissemination of Material Harmful to Minor (35-49-3-3)	0	0	0	0
Driving with Suspended License (9-24-19-2)	0	0	0	0
Exploitation of Dependent/Endangered Adult (35-46-1-12)	0	0	0	0
Failure to Appear (35-44-3-6)	0	0	0	0
Failure to Disclose Recruitment (35-46-4-4)	0	0	0	0
Failure to Respond to Summons (35-44-3-6.5)	0	0	0	0
False Auto Registration (9-18-2-44)	0	0	0	0
False Informing (35-44-2-2)	0	0	0	0
Flag Desecration (35-45-1-4)	0	0	0	0

LEVEL IV (Cont.)

THE NUMBER OF JUVENILES

	This Month		This Calendar Year	
	Female	Male	Female	Male
Glue Sniffing (35-46-6-2)	0	0	0	0
Habitual Disobedience of Parent, Guardian, or Custodian (Incorrigible) (31-37-2-4)	0	0	0	0
Harassment (35-45-2-2)	0	0	0	0
Home Improvement Fraud (35-43-6-12)	0	0	0	0
Illegal Consumption of Alcohol (7.1-5-7-7)	0	0	0	0
Illegal Possession of Alcohol (7.1-5-7-7)	0	0	0	0
Impairment of ID Number (35-43-7-4)	0	0	0	0
Interference with Custody (35-42-3-4)	0	0	0	0
Interfering with Law Enforcement Animal (35-46-3-11)	0	0	0	0
Invasion of Privacy (35-46-1-15.1)	0	0	0	0
Leaving Home w/o Permission of Parent, Guardian or Custodian (Runaway) (31-37-2-2)	0	0	0	0
Nitrous Oxide Distribution (35-46-6-3)	0	0	0	0
Obscene Performance (35-49-3-1)	0	0	0	0
Obstructing Medical Emergency (35-44-3-8.5)	0	0	0	0
Obstructing Traffic (35-42-2-4)	0	0	0	0
Operating Vehicle While Intoxicated (9-30-5-2)	0	0	0	1
Operating Vehicle While Intoxicated/Cntrl'd Sub (9-30-5-1)	0	0	0	0
Operating Vehicle w/o License (9-24-18-1)	0	0	1	0
Operating Vehicle w/o Proof of Financial (9-25-8-2)	0	0	0	0
Operating Vehicle w/o Registration/Plates (9-18-2-43)	0	0	0	0
Possession of Marijuana,Hash Oil, or Hashish (35-48-4-11)	0	0	4	11
Possession of Paraphernalia (35-48-4-8.3)	0	0	3	3
Possession of Substance Represented to be a Controlled Substance (35-48-4-4.6)	0	0	0	0
Possession, Purchase, Accepting Tobacco (35-46-1-10.5)	0	0	0	0
Probation Violation	0	0	0	0
Public Intoxication (7.1-5-1-3)	0	0	0	1
Receiving Unidentified Property (35-43-7-5)	0	0	0	0
Reckless Driving (9-21-8-52)	0	0	0	1
Refusal to Aid Officer (35-44-3-7)	0	0	0	0
Refusal to Identify Self (34-28-5-3.5)	0	0	0	0
Selling,Distributing,Exhibiting Obscene Material (35-49-3-1)	0	0	0	0
Synthetic Drug	0	0	0	0
Torture, Kill, Mutilate an Animal (35-46-3-12)	0	0	0	0
Unauthorized Possession of Prescription (35-48-4-14)	0	0	0	0
Unlawful Entry of Motor Vehicle (35-43-4-2.7)	0	0	0	2
Unlawful Gambling (35-45-5-2)	0	0	0	0
Unlawful Use of Railroad Right of Way (8-3-15-3)	0	0	0	0
Vending Machine Vandalism (35-43-4-7)	0	0	0	0
Violation of Compulsory School Attendance Law (Truancy) (31-37-2-3)	0	0	0	0
Violation Home Detention	0	0	0	0
Violation Suspended Commitment to DOC	0	0	0	0
Voyeurism (35-45-4-5)	0	0	0	0
Welfare Fraud (35-45-5-7)	0	0	0	0
NO SENTENCE DATA	0	0	0	0
Sub-Total	0	0	9	28
GRAND TOTAL NUMBER OF JUVENILES	7	39	98	532

Source: SAS - mnthadm4.mso

Indiana Department of Correction
Table 18
Juvenile Female New Commitments

<u>Month</u>	<u>2012</u>	<u>2013</u>	<u>2014</u>	<u>2015</u>	<u>2016</u>
January	10	18	10	3	6
February	13	13	9	8	10
March	15	11	7	4	11
April	12	13	15	10	9
May	14	13	11	12	4
June	9	13	8	6	11
July	12	20	14	5	4
August	16	23	10	10	4
September	8	6	5	13	7
October	18	10	8	0	5
November	7	5	5	11	6
December	<u>7</u>	<u>12</u>	<u>13</u>	<u>11</u>	<u>5</u>
TOTALS	141	157	115	93	82

Source:

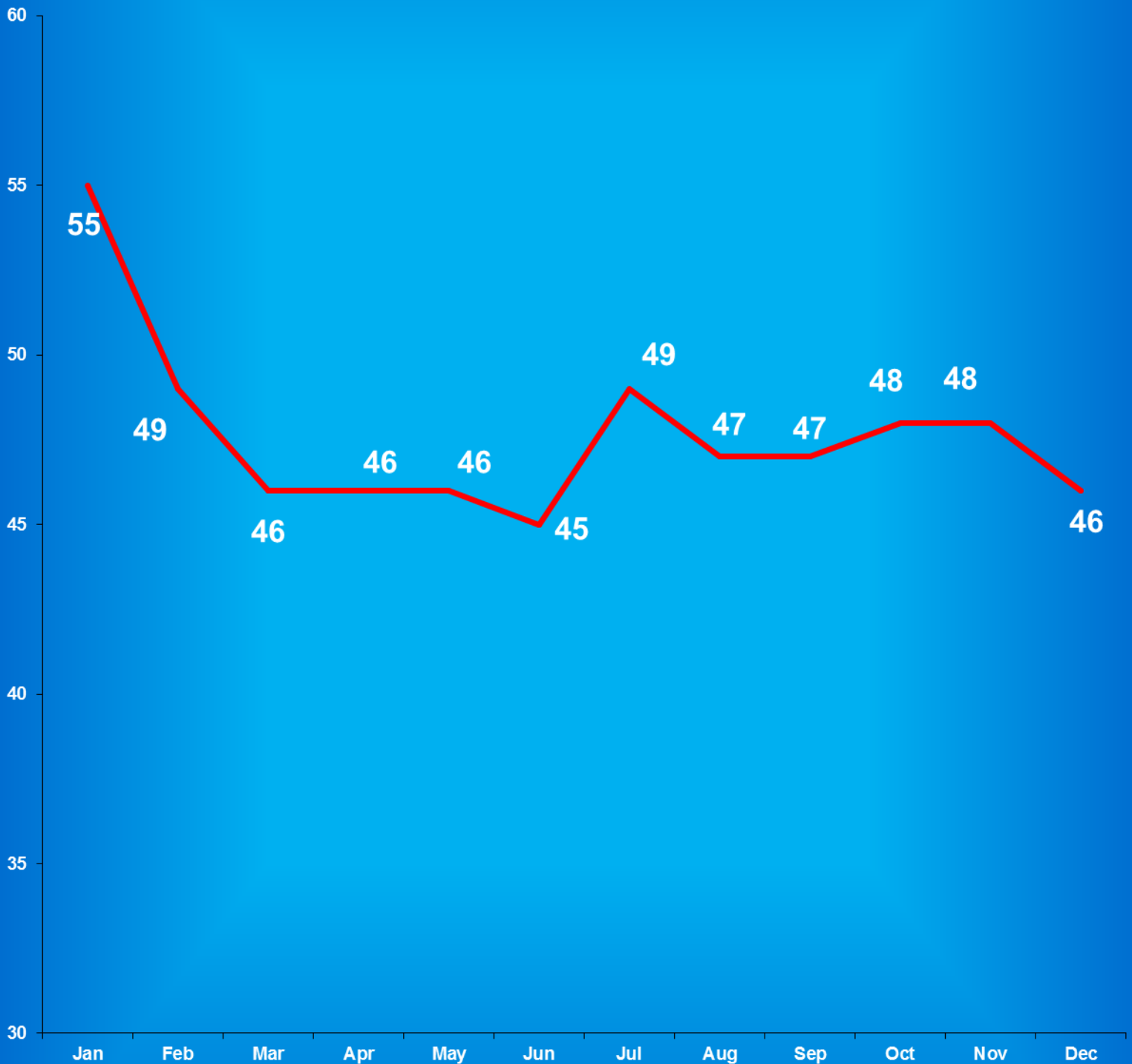
SAS - mnthadm4.pgm

Indiana Department of Correction

Graph G

Average Daily Juvenile Female Offender Populations

Calendar Year 2016



Indiana Department of Correction
Table 19
Juvenile Male New Commitments

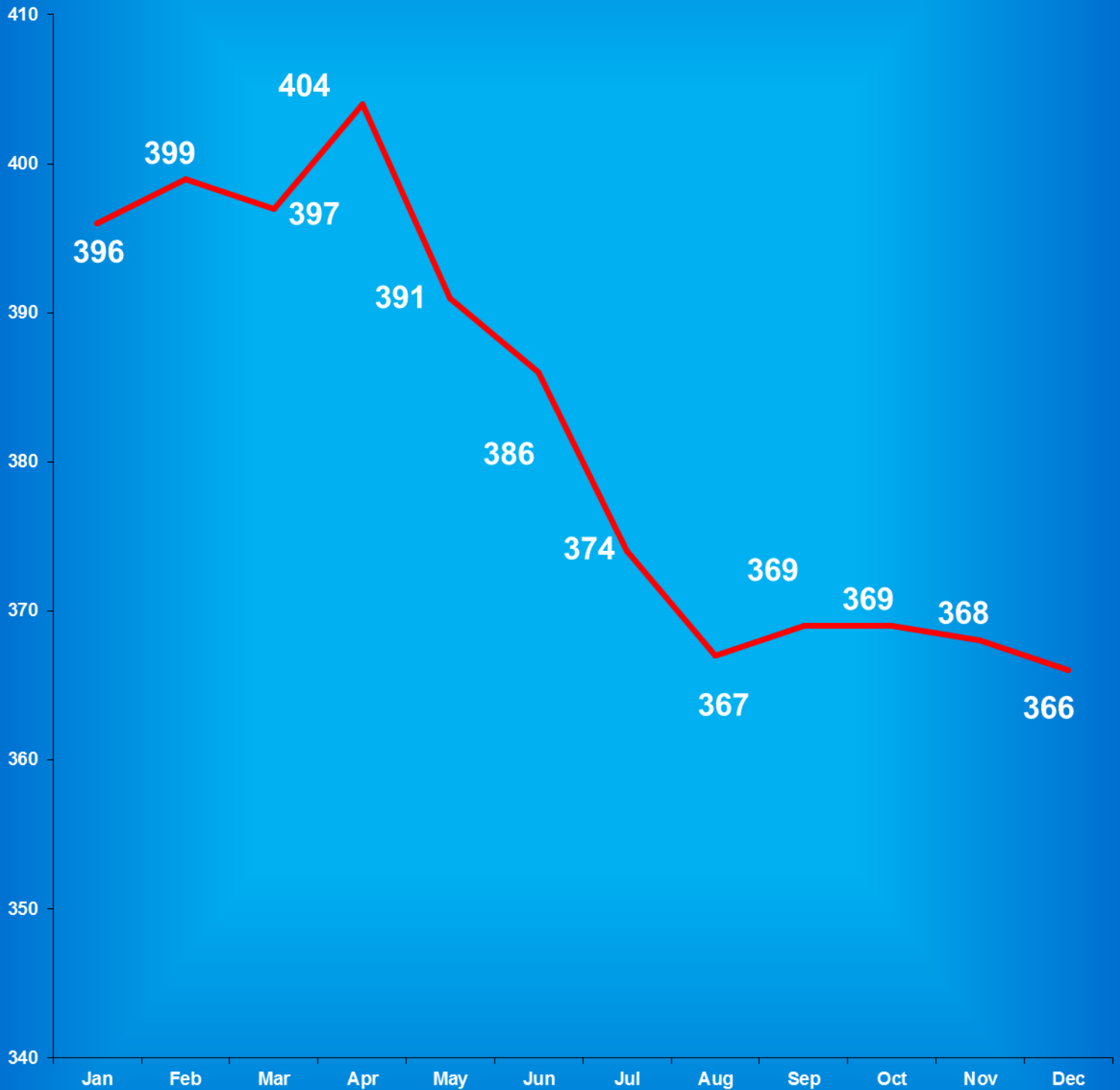
<u>Month</u>	<u>2012</u>	<u>2013</u>	<u>2014</u>	<u>2015</u>	<u>2016</u>
January	63	76	58	35	39
February	71	45	46	26	40
March	75	82	30	32	69
April	56	47	53	43	33
May	69	74	47	37	44
June	77	45	55	41	40
July	48	68	46	50	29
August	90	44	42	31	38
September	66	31	43	42	36
October	85	74	48	45	24
November	47	59	40	41	28
December	<u>44</u>	<u>40</u>	<u>40</u>	<u>40</u>	<u>30</u>
TOTALS	791	685	548	463	450

Source:
SAS - mnthadm4.pgm

Indiana Department of Correction

Graph H

Average Daily Juvenile Male Offender Populations
Calendar Year 2016





Juvenile Reintegration Districts



District #8

District #6

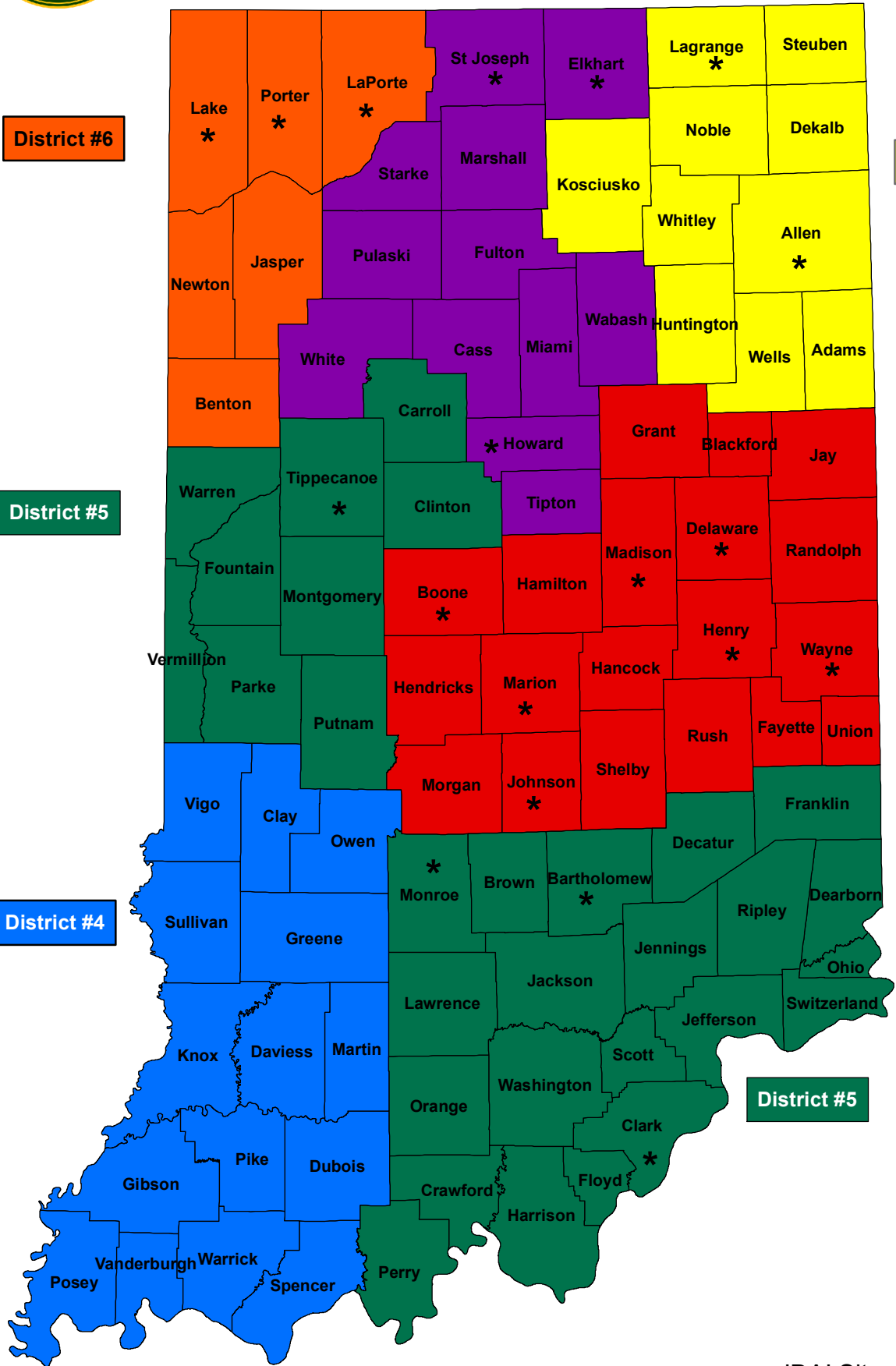
District #2

District #5

District #3

District #4

District #5



*JDAI Site

Indiana Department of Correction
Table 20
Juvenile Parole Caseload on January 01, 2017

<u>Juvenile Reintegration Districts</u>	Indiana Parolees		Other Jurisdiction		<u>Total</u>
	<u>Juvenile Male</u>	<u>Juvenile Female</u>	<u>Juvenile Male</u>	<u>Juvenile Female</u>	
<i>Interstate Compact (RD0)*</i>	0	0	5	0	5
	<u>District Supervision Breakdown as follows:</u>				
Juv Reintegration District 2	8	0	0	0	8
Juv Reintegration District 3	8	1	2	0	11
Juv Reintegration District 4	3	1	1	0	5
Juv Reintegration District 5	1	1	1	0	3
Juv Reintegration District 6	3	1	1	0	5
Juv Reintegration District 8	4	2	0	0	6
Total	27	6	5	0	38

Total Juvenile Parole Population on the First Day of Each Month

<u>Calendar Year 2017</u>	Indiana Parolees		Other Jurisdiction		<u>Total</u>
	<u>Juvenile Male</u>	<u>Juvenile Female</u>	<u>Juvenile Male</u>	<u>Juvenile Female</u>	
January	27	6	5	0	38

** Includes Indiana parolees who are serving their parole in another state, as well as offenders from other States being supervised in Indiana (Interstate Compact)*

Sources: Juvenile Services
Parole Division
SAS - juvpar12.pgm

**Indiana Department of Correction
Indiana Government Center South, Room E334
302 W. Washington Street
Indianapolis, IN 46204**

**Prepared by:
Josh Spear, Research Analyst
(317) 234-4417
jspear2@idoc.IN.gov**

This report and previous reports may be found at:

<http://www.in.gov/idoc/2376.htm>



CHANGING LIVES

The graphic features the text "CHANGING LIVES" in a large, bold, blue sans-serif font. The word "CHANGING" is on the top line and "LIVES" is on the bottom line. The letter "I" in "LIVES" is replaced by a solid blue silhouette of the state of Indiana. To the left of the word "LIVES" is the official seal of the Indiana Department of Correction. The seal is circular with a gold border. The outer ring contains the text "INDIANA" at the top and "DEPARTMENT OF CORRECTION" at the bottom, separated by stars. The inner ring contains the words "EMPLOYEES", "EFFICIENCY", and "EFFECTIVENESS" around a central emblem featuring a scale of justice and a torch.

The Indiana Department of Correction advances public safety and successful re-entry through dynamic supervision, programming, and partnerships.