


Indiana Department of Correction

Division of Research & Technology



Offender Population Statistical Report

- November 2016 -

Bruce Lemmon, Commissioner

**Indiana Department of Correction
Indiana Government Center South, Room E334
302 W. Washington Street
Indianapolis, IN 46204**

**Prepared by:
Josh Spear, Research Analyst
(317) 234-4417
jspear2@idoc.in.gov**

This report and previous reports may be found at:

<http://www.in.gov/idoc/2376.htm>



Definitions

For the purpose of this report, the following definitions apply:

Admission – The means by which an offender enters the custody or jurisdiction of the Indiana Department of Correction. For this report, with the exception of the return of an escapee, this does not include a return from a temporary absence.

Average Daily Population – The sum of the daily beginning counts for a month, divided by that month's number of daily beginning counts.

Beginning Count – The number of offenders physically present at the beginning of the day (ie, 0000:01 hours).

Class A Felony – An offense whereby a person convicted of this felony shall be imprisoned for a fixed term of thirty years, with not more than twenty years added for aggravating circumstances, or not more than ten years subtracted for mitigating circumstances.

Class B Felony – An offense whereby a person convicted of this felony shall be imprisoned for a fixed term of ten years, with not more than ten years added for aggravating circumstances, or not more than four years subtracted for mitigating circumstances.

Class C Felony – An offense whereby a person convicted of this felony shall be imprisoned for a fixed term of four years, with not more than four years added for aggravating circumstances, or not more than two years subtracted for mitigating circumstances.

Class D Felony – An offense whereby a person convicted of this felony shall be imprisoned for a fixed term of one and one-half years, with not more than one and one-half years added for aggravating circumstances, or not more than one year subtracted for mitigating circumstances.

Class 1 Felony – An offense whereby a person convicted of this felony shall be imprisoned with a sentence range of 20-40 years, with not more than twenty years added as a habitual offender enhancement.

Class 2 Felony – An offense whereby a person convicted of this felony shall be imprisoned with a sentence range of 10-30 years, with not more than twenty years added as a habitual offender enhancement.

Class 3 Felony – An offense whereby a person convicted of this felony shall be imprisoned with a sentence range of 3-16 years, with not more than twenty years added as a habitual offender enhancement.

Class 4 Felony – An offense whereby a person convicted of this felony shall be imprisoned with a sentence range of 2-12 years, with not more than twenty years added as a habitual offender enhancement.

Class 5 Felony – An offense whereby a person convicted of this felony shall be imprisoned with a sentence range of 1-6 years, with not more than six years added as a habitual offender enhancement.

Class 6 Felony – An offense whereby a person convicted of this felony shall be imprisoned with a sentence range of 0.5-2.5 years, with not more than six years added as a habitual offender enhancement.

Contracted Beds - Those offenders who have been committed to the Indiana Department of Correction, but are housed in a local work release facility under contract of a 3rd party provider.

County Jail "Back-ups" (Jail Bed Count) – Those offenders who have been committed to the Indiana Department of Correction, but are housed in a county jail until they can be transferred to a Department of Correction intake facility. The county receives \$35.00 per day, per offender, to house these offenders.

Ending Count – The number of offenders physically present at the end of the day (ie, 2400:00 hours).

Felon – A person convicted in any jurisdiction who might have been imprisoned for more than one year.

Murder - An offense whereby a person convicted of this felony shall be imprisoned for a fixed term of fifty-five years, with not more than ten years added for aggravating circumstances, or not more than ten years subtracted for mitigating circumstances.

Definitions Continued

Operational Capacity – The total bed capacity of the facility. The capacity of a facility is the number of beds authorized for safe and efficient operation of the facility.

Pre-Dispositional – An individual ordered by the Court to the Indiana Department of Correction for evaluation prior to sentencing.

Release – The means by which an offender leaves the custody or jurisdiction of the Indiana Department of Correction. For this report, with the exception of an escape, this does not include a temporary absence.

Safekeeper – An individual whom the Court has determined to be in imminent danger of serious bodily injury or death, or who represents a substantial threat to the safety of others, and whom the Court has ordered to the Indiana Department of Correction for custody and security control.

Maximum Level Facilities – Maximum security facilities have very restrictive security measures and housing is celled space.

Medium Level Facilities – Medium security facilities have moderate degree of security measures and housing consists of dormitories and celled space.

Minimum Level Facilities – Minimum Security Facilities have the least restrictive security measures and housing is dormitory style. Also included as minimum security are work release program offenders who leave the facility for outside employment but return nightly.

Intake Facilities – Intake facilities are designated to receive newly committed adult offenders. During the intake process each offender is evaluated through interviews, reports and diagnostic tests. This evaluation forms the basis of the offenders' facility and program assignment.

Secure Housing Units – Denotes maximum control with the most restrictive security measures in place.

Vacancy – The number of beds available for assignment.

Juvenile Diagnostic/Walkthrough – A Juvenile court can order a youth to the Department of Correction to be temporarily committed for not more than 14 days (excluding Saturdays, Sundays and Legal holidays) for the purpose of an evaluation. The youth must be adjudicated delinquent and the order has to be prior to disposition. The department will send a report to the court of the written findings.

Indiana Department of Correction Population Summary

- There were 23,398 adult male offenders (including 323 county jail “back-ups” and 80 in contracted beds) on December 1, 2016. This population is 5% below operational bed capacity for general population.
- There were 2,207 adult female offenders (including 47 county jail “back-ups” and 44 in contracted beds) on December 1, 2016. This population is 18% below the operational bed capacity.
- There were 376 juvenile male offenders in the Department’s facilities on December 1, 2016. This population is 48% below the operational bed capacity.
- There were 49 juvenile female offenders in the Department’s facilities on December 1, 2016. This population is 70% below the operational bed capacity.
- There were 7,593 adult males on parole in Indiana (7,133 Indiana parolees and 460 other jurisdiction parolees) on December 1, 2016.
- There were 896 adult females on parole in Indiana (840 Indiana parolees and 56 other jurisdiction parolees) on December 1, 2016.
- There were 855 adults admitted to IDOC (737 male and 118 female) and 1,054 adults released from IDOC (889 male and 165 female) in November 2016.
- There were 62 juveniles admitted to IDOC (52 male and 10 female) and 51 juveniles released from IDOC (42 male and 9 female) in November 2016.

**Indiana Department of Correction
Human Resource Report**

November 30, 2016

ADULT FACILITIES

Facility	Total Staff*	Custody Staff	Non-Custody	Vacancies	Hires - Rehires	Retired - Terminated	Inter-Agency		Contract/Vendor		
							In	Out	Aramark	Health	Education
Branchville Correctional Facility	258	187	72	14	1	6	0	0	9	31	6
Chain O'Lakes Correctional Facility	26	20	6	6	0	0	0	0	5	2	0
Correctional Industrial Facility	304	238	66	69	2	12	0	0	18	31	5
Edinburgh Correctional Facility	65	51	14	5	0	0	0	0	6	4	0
Indiana State Prison/Lakeside	507	403	104	65	7	13	1	1	30	43	3
Indiana Women's Prison	161	112	49	30	3	5	1	1	6	26	6
Indianapolis Re-Entry Educational Fac	112	71	41	14	2	2	0	0	5	7	5
Madison Correctional Facility	156	106	50	5	3	0	1	1	11	28	5
Miami Correctional Facility	476	371	105	81	8	12	1	1	30	61	14
New Castle Correctional Facility**	453	319	134	96	0	0	0	0	28	70	15
Pendleton Correctional Facility	452	334	118	69	3	6	0	0	22	49	4
Plainfield Correctional Facility	332	250	82	60	5	9	1	0	21	42	6
Putnamville Correctional Facility	477	364	113	49	8	7	0	0	24	45	10
Reception-Diagnostic Center	207	158	49	34	0	1	0	0	0	29	0
Rockville Correctional Facility	244	170	74	23	6	5	2	0	16	37	9
South Bend Comm. Re-Entry Center	35	23	12	6	3	5	1	0	4	2	0
Heritage Trail DOC Staff	18	0	18	1	0	0	0	0	0	0	0
Heirtage Trail GEO Staff**	151	96	42	19	0	0	0	0	0	7	2
Wabash Valley Correctional Facility	592	475	117	59	7	5	0	0	36	60	8
Westville Correctional Facility	685	525	160	88	16	6	1	0	38	76	13
Total	5,711	4,273	1,426	793	74	94	9	4	309	650	111

JUVENILE FACILITIES

Facility	Total Staff*	Custody Staff	Non-Custody	Vacancies	Hires - Rehires	Retired - Terminated	Inter-Agency		Contract/Vendor		
							In	Out	Aramark	Health	Education
Camp Summit	49	26	23	12	1	1	0	0	4	2	3
Logansport Intake/North Central	164	114	50	19	1	2	1	0	6	4	5
Madison Juvenile Correctional	84	67	17	13	3	1	0	0	0	9	1
Pendleton Juvenile Correctional	241	166	75	55	7	13	0	0	9	15	4
Total	538	373	165	99	12	17	1	0	19	30	13
Central Office***	Total	490	166	324	57	0	0	0	0	0	4
STATE EMPLOYEE TOTAL	6,135	4,397	1,739	834	86	111	10	4	0	0	0
CONTRACT EMPLOYEE TOTAL	1,740	415	1,312	115	0	0	0	0	328	680	128
GRAND TOTAL	7,875	4,812	3,051	949	86	111	10	4	328	680	128

* Total Active Staff does not include those on disability, suspension, or leave with pay.

** New Castle Correctional Facility and Heritage Trail are privately contracted institutions. Their hire/rehire and termination/reitre data is not provided to DOC.

*** Includes Technology Services Division, PEN Products, Staff Development and Training, and the Parole Division (counted as Custody Staff)

Note: Total staff, custody staff, non-custody staff, and vacancy data are as of the end of the month.

Hires and re-hires, retirements and terminations, intra-agency transfer in and transfer out are the total number of actions for the month.

Source: DOC Human Resource

(d)



Offender Statistics



Indiana Department of Correction
Table 1
Offender Population & Vacancy Numbers, by Facility Security Level
December 1, 2016

Minimum Security - Adult MALE						
	November	General	Programs &	Segregation &	Down	Held
	Ending	Population	Treatment	Infirmary	Bed	Bed
	Count	Vacancies	Vacancies	Vacancies	Bed	Bed
Chain O'Lakes	122	7	0	0	0	0
Edinburgh	300	43	0	0	0	1
Miami - MCA	196	8	0	0	0	0
New Castle - NCA	202	2	0	0	0	0
Pendleton - IRO	196	23	0	0	1	0
Westville - WCA	364	6	0	0	2	7
Wabash Valley - WVA	160	37	0	0	0	1
Indianapolis Re-Entry	257	130	28	0	4	1
Total	1,797	256	28	0	7	10

Re-Entry & Work Release - Adult MALE						
Bartholomew Co. Re-Entry	8	0	0	0	0	0
Chain O'Lakes Re-Entry	4	3	0	0	0	0
Clark Co. Re-Entry	0	0	0	0	0	0
Duval Center Re-Entry	16	0	0	0	0	0
Elkhart Co. Re-Entry	0	0	0	0	0	0
Lake Co. Re-Entry	5	0	0	0	0	0
South Bend Re-Entry	128	44	0	0	0	0
VOA/Hope Hall Re-Entry	21	0	0	0	0	0
Starke Co. PI - TC	30	0	0	0	0	0
Total	212	47	0	0	0	0

Table 1 (Cont.)

Medium Security - Adult MALE						
-------------------------------------	--	--	--	--	--	--

	November Ending Count	General Population Vacancies	Programs & Treatment Vacancies	Segregation & Infirmery Vacancies	Down Beds	Held Beds
Branchville	1,274	122	86	3	0	0
Correctional Industrial	1,400	19	16	4	5	5
Indiana State Prison ISO	238	143	0	0	3	1
Plainfield	1,496	39	0	11	150	0
Putnamville	1,948	119	9	0	433	1
Heritage Trail	688	173	0	0	0	7
Westville	2,380	49	134	77	275	26
New Castle	2,400	3	2	17	0	9
Total	11,824	667	247	112	866	49

Maximum Security - Adult MALE						
--------------------------------------	--	--	--	--	--	--

	November Ending Count	General Population Vacancies	Programs & Treatment Vacancies	Segregation & Infirmery Vacancies	Down Beds	Held Beds
Miami	2,879	82	3	8	4	8
Indiana State Prison	1,929	28	22	68	5	15
Pendleton	1,306	18	3	14	7	5
Pendleton Treatment Unit	186	0	84	0	27	1
ISR Secure Housing Unit	39	0	0	28	1	1
Reception Diag. Center	448	203	0	0	44	0
New Castle Annex	431	15	10	23	5	2
New Castle Mental Health	108	0	19	0	0	1
WCU Secure Housing Unit	95	0	0	11	3	1
Wabash Valley	1,653	24	61	8	26	12
WVS Secure Housing Unit	168	0	0	39	6	3
Total	9,242	370	202	199	128	49

Minumum Security & Re-Entry - Adult FEMALE						
---	--	--	--	--	--	--

	November Ending Count	General Population Vacancies	Programs & Treatment Vacancies	Segregation & Infirmery Vacancies	Down Beds	Held Beds
Madison	517	142	0	0	0	3
Brandon Hall Re-Entry	21	0	0	0	0	0
Crane House	17	0	0	0	0	0
Elkhart Co. Re-Entry	0	0	0	0	0	0
Jefferson Co. Re-Entry	36	22	0	0	0	0
Theodora House	6	0	0	0	0	0
VOA/Evansville/Female	0	0	0	0	0	0
Total	597	164	0	0	0	3

Medium Security - Adult FEMALE						
---------------------------------------	--	--	--	--	--	--

Rockville	890	70	7	14	0	0
Total	890	70	7	14	0	0

Maximum Security - Adult FEMALE						
--	--	--	--	--	--	--

Women's Prison	596	25	8	1	0	1
Rockville Intake	77	211	0	0	0	0
Total	673	236	8	1	0	1

JAIL BED COUNT						
-----------------------	--	--	--	--	--	--

Adult Male	323	N/A	N/A	N/A	N/A	N/A
Adult Female	47	N/A	N/A	N/A	N/A	N/A
Total	370					

Table 1 (Cont.)

JUVENILE OFFENDERS

Juvenile Male

	November Ending Count	General Population Vacancies	Programs & Treatment Vacancies	Segregation & Infirmery Vacancies	Down Beds	Held Beds
Camp Summit	58	36	0	1	0	0
Logansport Juvenile Intake/Diagnostic Facility	26	58	0	8	0	0
North Central Juvenile Correctional Facility	117	57	0	0	0	0
Pendleton Juvenile Correctional Facility	175	201	0	13	0	2
Total	376	352	0	22	0	2

Juvenile Female

Madison Juvenile Correctional Facility	49	114	0	9	0	0
--	----	-----	---	---	---	---

TOTALS

	November Ending Count	General Population Vacancies	Programs & Treatment Vacancies	Segregation & Infirmery Vacancies	Down Beds	Held Beds
GRAND TOTAL FOR ALL ADULT MALES (Includes Jail Bed Count and Contracted Beds)	23,398	1,340	477	311	1,001	108
TOTAL FOR ADULT MALES IDOC FACILITIES ONLY	22,995	1,340	477	311	1,001	108
GRAND TOTAL FOR ALL ADULT FEMALES (Includes Jail Bed Count and Contracted Beds)	2,207	470	15	15	0	4
TOTAL FOR ADULT FEMALES IDOC FACILITIES ONLY	2,116	448	15	15	0	4
TOTAL FOR JUVENILE MALES	376	352	0	22	0	2
TOTAL FOR JUVENILE FEMALES	49	114	0	9	0	0
GRAND TOTAL FOR THE DEPARTMENT (Includes Jail Bed Count and Contracted Beds)	26,030	2,276	492	357	1,001	114
GRAND TOTAL FOR THE DEPARTMENT (Excludes Jail Bed Count and Contracted Beds)	25,536	2,254	492	357	1,001	114

Sources: Planning Division Facility Body Count Report
 Planning Division Juvenile Daily Count Report
 OIS - Jail Bed Count
 Operational Support Services - Vacancy Report

Indiana Department of Correction
Table 2
Operational Capacity Compared to Population, by Facility
December 1, 2016

Minimum Security - Adult MALE					
	October	November	November	November	Percent +/-
	Operational	Operational	Adjusted	Ending	Capacity
	Capacity	Capacity	Operational	Count	Capacity
			Capacity*		
Chain O'Lakes	129	129	129	122	-5%
Edinburgh	344	344	343	300	-13%
Miami - MCA	204	204	204	196	-4%
New Castle - NCA	204	204	204	202	-1%
Pendleton - IRO	220	220	219	196	-11%
Westville - WCA	379	379	370	364	-2%
Wabash Valley - WVA	198	198	197	160	-19%
Indianapolis Re-Entry	420	420	387	257	-34%
Total	2,098	2,098	2,053	1,797	-12%

Re-Entry & Work Release - Adult MALE					
Bartholomew Co. Re-Entry	8	8	8	8	0%
Chain O'Lakes Re-Entry	7	7	7	4	-43%
Clark Co. Re-Entry	0	0	0	0	0%
Duwall Center Re-Entry	18	16	16	16	0%
Elkhart Co. Re-Entry	0	0	0	0	0%
Lake Co. Re-Entry	7	5	5	5	0%
South Bend Re-Entry	172	172	172	128	-26%
VOA/Hope Hall Re-Entry	29	21	21	21	0%
Starke Co. PI - TC	<u>36</u>	<u>30</u>	<u>30</u>	30	<u>0%</u>
Total	277	259	259	212	-18%

Table 2 (Cont.)

Medium Security - Adult MALE					
	October	November	November	November	
	Operational	Operational	Adjusted	Ending	Percent +/-
	Capacity	Capacity	Operational	Count	Capacity
			Capacity*		
Branchville	1,485	1,485	1396	1,274	-9%
Correctional Industrial	1,449	1,449	1419	1,400	-1%
Indiana State Prison ISO	385	385	381	238	-38%
Plainfield	1,696	1,696	1535	1,496	-3%
Putnamville	2,510	2,510	2067	1,948	-6%
Heritage Trail	868	868	861	688	-20%
Westville	2,941	2,941	2429	2,380	-2%
New Castle	<u>2,431</u>	<u>2,431</u>	<u>2403</u>	2,400	<u>0%</u>
Total	13,765	13,765	12,491	11,824	-5%

Maximum Security - Adult MALE					
	October	November	November	November	
	Operational	Operational	Adjusted	Ending	Percent +/-
	Capacity	Capacity	Operational	Count	Capacity
			Capacity*		
Miami	2,984	2984	2961	2,879	-3%
Indiana State Prison	2,067	2067	1957	1,929	-1%
Pendleton	1,353	1353	1324	1,306	-1%
Pendleton Treatment Unit	298	298	186	186	0%
ISR Secure Housing Unit	69	69	39	39	0%
Reception Diag. Center	695	695	651	448	-31%
New Castle Annex	486	486	446	431	-3%
New Castle Mental Health	128	128	108	108	0%
WCU Secure Housing Unit	110	110	95	95	0%
Wabash Valley	1,784	1784	1677	1,653	-1%
WVS Secure Housing Unit	<u>216</u>	<u>216</u>	<u>168</u>	168	<u>0%</u>
Total	10,190	10,190	9,612	9,242	-4%

Minimum Security & Re-Entry - Adult FEMALE					
	October	November	November	November	
	Operational	Operational	Adjusted	Ending	Percent +/-
	Capacity	Capacity	Operational	Count	Capacity
			Capacity*		
Madison	662	662	659	517	-22%
Brandon Hall Re-Entry	26	21	21	21	0%
Crane House	19	17	17	17	0%
Elkhart Co. Re-Entry	0	0	0	0	0%
Jefferson Co. Re-Entry	58	58	58	36	-38%
Theodora House	8	6	6	6	0%
VOA/Evansville/Female	<u>2</u>	<u>0</u>	<u>0</u>	0	<u>#DIV/0!</u>
Total	775	764	761	597	-22%

Medium Security - Adult FEMALE					
Rockville	<u>981</u>	<u>981</u>	<u>960</u>	890	-7%
Total	981	981	960	890	-7%

Maximum Security - Adult FEMALE					
Women's Prison	631	631	621	596	-4%
Rockville Intake	<u>288</u>	<u>288</u>	<u>288</u>	77	<u>0%</u>
Total	919	919	909	673	-26%

JAIL BED COUNT**					
Adult Male	294	323	323	323	0%
Adult Female	<u>69</u>	<u>47</u>	<u>47</u>	<u>47</u>	<u>0%</u>
Total	363	370	370	370	0%

Table 2 (Cont.)

JUVENILE OFFENDERS

Juvenile Male					
	October	November	November	November	Percent +/-
	Operational	Operational	Adjusted	Ending	Capacity
	Capacity	Capacity	Operational	Count	Capacity
			Capacity*		
Camp Summit	95	95	94	58	-38%
Logansport Juvenile Intake/Diagnostic Facility	92	92	84	26	-69%
North Central Juvenile Correctional Facility	174	174	174	117	-33%
Pendleton Juvenile Correctional Facility	<u>391</u>	<u>391</u>	<u>376</u>	175	<u>-53%</u>
Total	752	752	728	376	-48%

Juvenile Female					
	October	November	November	November	Percent +/-
	Operational	Operational	Adjusted	Ending	Capacity
	Capacity	Capacity	Operational	Count	Capacity
			Capacity*		
Madison Juvenile Correctional Facility	172	172	163	49	-70%

TOTALS

	October	November	November	November	Percent +/-
	Operational	Operational	Adjusted	Ending	Capacity
	Capacity	Capacity	Operational	Count	Capacity
			Capacity*		
GRAND TOTAL FOR ALL ADULT MALES (Includes Jail Bed Count and Contracted Beds)	26,624	26,635	24,738	23,398	-5%
TOTAL FOR ADULT MALES IDOC FACILITIES ONLY	26,232	26,232	24,335	22,995	-6%
GRAND TOTAL FOR ALL ADULT FEMALES (Includes Jail Bed Count and Contracted Beds)	2,744	2,711	2,677	2,207	-18%
TOTAL FOR ADULT FEMALES IDOC FACILITIES ONLY	2,620	2,620	2,586	2,116	-18%
TOTAL FOR JUVENILE MALES	752	752	728	376	-48%
TOTAL FOR JUVENILE FEMALES	172	172	163	49	-70%
GRAND TOTAL FOR THE DEPARTMENT (Includes Jail Bed Count** and Contracted Beds)	30,292	30,270	28,306	26,030	-8%
GRAND TOTAL FOR THE DEPARTMENT (Excludes Jail Bed Count and Contracted Beds)	29,776	29,776	27,812	25,536	-8%

*Adjusted Operational Capacity includes Intake Beds and excludes Down, Held, and Segregation/Infirmary, and Program/Treatment Hold Beds

**Jail Bed Counts - IDOC offender Jail Bed holding is demand-based, therefore Jail Bed Percent Capacity is always 0%. Jail Bed Operational Capacity is determined by each county's availability and fluctuates from month to month.

Sources: Planning Division Facility Body Count Report
 Planning Division Juvenile Daily Count Report
 OIS - Jail Bed Count
 Operational Support Services - Vacancy Report

Indiana Department of Correction

Table 3

Facility Population on the First Day of Each Month (Excludes County Jail "Back-ups" & Contracted Beds)

<u>2015</u>	Adult	Adult	Juvenile	Juvenile	<u>Total</u>
	<u>Male</u>	<u>Female</u>	<u>Male</u>	<u>Female</u>	
January	24,666	2,502	393	46	27,607
February	24,744	2,481	397	44	27,666
March	24,870	2,495	380	42	27,787
April	24,863	2,489	365	35	27,752
May	24,759	2,473	371	42	27,645
June	24,633	2,440	379	55	27,507
July	24,550	2,422	375	56	27,403
August	24,507	2,429	374	44	27,354
September	24,376	2,369	384	51	27,180
October	24,325	2,362	402	61	27,150
November	24,330	2,339	432	51	27,152
December	24,170	2,329	419	52	26,970
<u>2016</u>	Adult	Adult	Juvenile	Juvenile	<u>Total</u>
	<u>Male</u>	<u>Female</u>	<u>Male</u>	<u>Female</u>	
January	24,222	2,364	399	57	27,042
February	23,855	2,375	403	50	26,683
March	23,650	2,364	389	48	26,451
April	23,594	2,435	408	44	26,481
May	23,552	2,299	399	46	26,296
June	23,366	2,245	379	43	26,033
July	23,189	2,202	379	48	25,818
August	23,089	2,214	375	51	25,729
September	23,026	2,184	368	44	25,622
October	23,145	2,167	377	50	25,739
November	23,075	2,137	365	48	25,625
December	22,995	2,116	376	49	25,536

Planning Division Juvenile Daily Count Report

Indiana Department of Correction
Table 4
Parole Caseload on December 01, 2016

Parole District	Indiana Parolees		Other Jurisdiction		Total
	Adult Male	Adult Female	Adult Male	Adult Female	
Interstate Compact (PD0)*	532	73	460	56	1,121
	District Supervision Breakdown as follows:				
Re-Entry Parole (PD1)	420	60	28	4	512
Fort Wayne (PD2)	847	99	44	4	994
Indianapolis (PD3)	1717	156	74	8	1,955
Evansville (P4A)	492	50	33	5	580
Terre Haute (P4B)	482	68	24	2	576
Bloomington (PD5)	416	63	28	2	509
Gary (PD6)	660	54	76	4	794
New Castle (PD7)	763	123	42	7	935
South Bend (PD8)	923	92	60	7	1,082
Madison (PD9)	413	75	51	13	552
Total	7,665	913	460	56	9,094

Total Parole Population on the First Day of Each Month

Calendar Year 2016	Indiana Parolees		Other Jurisdiction		Total
	Adult Male	Adult Female	Adult Male	Adult Female	
January	8,400	1,046	549	71	10,066
February	8,380	1,020	559	72	10,031
March	8,323	990	539	72	9,924
April	8,144	978	522	70	9,714
May	8,140	974	529	66	9,709
June	8,061	974	537	64	9,636
July	7,926	958	526	64	9,474
August	7,910	965	522	60	9,457
September	7,853	947	510	62	9,372
October	7,777	925	478	61	9,241
November	7,723	906	465	57	9,151
December	7,665	913	460	56	9,094

* Includes Indiana parolees who are serving their parole in another state, as well as offenders from other States being supervised in Indiana (Interstate Compact)

Sources: Juvenile Services
Parole Division



Adult Offender Statistics



Indiana Department of Correction
Table 5
Monthly Admissions and Releases - Adult Offenders
(Includes County Jail "Back-ups" & Contracted Beds)

November 2016

ADMISSIONS	Male	Female
New Commitments	351	44
Parole Violators - New Commits	38	2
Parole Violators - Technical	117	17
Unsentenced (Safekeepers)	3	0
Return from Escape - Secure Facility	0	0
Return from Escape - Non-Secure Facility	1	0
Return from Escape - CTP Absconds	1	0
Court Supervision Violators - New Commits	75	19
Court Supervision Violators - Technical	135	35
Return from CTP - New Commits	4	0
Return from CTP - Technical	12	1
Unknown (Missing Data)	0	0
TOTAL ADMISSIONS	737	118
 RELEASES		
Parole	483	77
Probation	237	42
Escape - Secure Facility	0	0
Walk-Away - Non-Secure Facility	1	2
Discharged	56	28
Unsentenced Discharged	0	0
Other (i.e. Death)	5	0
Community Transition Program (CTP)	102	16
CTP Absconds	5	0
Unknown (Missing Data)	0	0
TOTAL RELEASES	889	165

*Of the 351 new commitments of male felons, 179 (51.0%) had a prior commitment.
Of the 44 new commitments of female felons, 18 (40.9%) had a prior commitment.*

Effective July 1, 1999, misdemeanants are to be committed to DOC only under special circumstances (IC 11-12-6)

Sources: SAS - prsadm8.pgm, SAS - prisrel8.pgm

Indiana Department of Correction
Table 6
New Admissions by County of Commitment - Adult Offenders

County	November 2016												County	November 2016													
	Murder	FA	FB	FC	FD	F1	F2	F3	F4	F5	F6	Other*		Total	Murder	FA	FB	FC	FD	F1	F2	F3	F4	F5	F6	Other*	Total
Adams	0	0	0	0	0	0	0	0	0	1	1	0	2	Madison	0	0	7	2	4	1	1	1	2	7	7	0	32
Allen	0	0	2	4	5	0	0	2	6	24	2	0	45	Marion	1	1	13	7	5	0	8	15	16	29	3	0	98
Bartholomew	0	0	0	1	0	0	0	0	1	2	1	0	5	Marshall	0	0	2	0	0	0	0	0	4	3	0	0	9
Benton	0	0	0	0	0	0	0	0	0	0	0	0	0	Martin	0	0	0	0	0	0	0	0	2	1	0	0	3
Blackford	0	0	0	1	0	0	0	0	0	0	0	0	1	Miami	0	0	0	0	1	0	0	0	0	0	0	0	1
Boone	0	0	2	0	1	0	0	1	0	1	0	0	5	Monroe	0	0	1	1	3	0	0	1	0	1	0	0	7
Brown	0	0	0	0	0	0	0	0	0	0	0	0	0	Montgomery	0	0	0	0	0	0	0	0	2	0	0	0	2
Carroll	0	0	0	0	0	0	0	1	0	0	0	0	1	Morgan	0	1	0	1	0	1	0	0	2	5	0	0	10
Cass	0	1	0	2	1	0	0	0	1	5	0	0	10	Newton	0	0	0	1	1	0	0	0	0	0	0	0	2
Clark	0	0	1	0	1	1	0	0	2	2	0	0	7	Noble	0	0	1	0	0	0	0	1	0	2	0	0	4
Clay	0	0	0	2	3	0	0	0	1	0	1	0	7	Ohio	0	0	0	0	0	0	0	0	0	1	0	1	2
Clinton	0	0	1	1	1	0	0	0	0	4	1	0	8	Orange	0	0	0	0	0	0	0	0	0	1	0	0	1
Crawford	0	0	0	0	0	0	0	0	1	0	0	0	1	Owen	0	0	0	0	0	0	0	0	1	0	0	0	1
Daviess	0	0	0	0	1	0	0	1	0	0	0	0	2	Parke	0	0	0	0	0	0	0	0	0	1	0	0	1
Dearborn	0	0	3	0	1	1	0	1	4	3	2	0	15	Perry	0	0	0	0	0	0	0	0	0	1	0	0	1
Decatur	0	0	1	1	0	0	0	1	0	1	1	0	5	Pike	0	0	0	0	0	0	0	1	1	0	0	0	2
DeKalb	0	0	0	0	0	0	1	0	0	1	1	0	3	Porter	1	0	0	4	1	0	0	1	0	0	0	0	7
Delaware	0	0	0	0	0	0	0	0	2	1	0	0	3	Posey	0	0	1	1	0	0	0	2	0	0	0	0	4
Dubois	0	0	0	0	1	0	0	0	0	0	0	0	1	Pulaski	0	0	0	0	0	0	0	0	0	0	0	0	0
Elkhart	1	1	6	3	2	0	0	2	2	10	4	0	31	Putnam	0	0	0	0	1	1	0	0	0	0	0	0	2
Fayette	0	0	0	1	1	0	0	0	0	1	0	0	3	Randolph	0	0	2	0	0	0	0	0	0	1	0	0	3
Floyd	0	0	2	0	0	0	0	0	0	0	0	0	2	Ripley	0	0	0	0	0	0	1	0	0	1	0	0	2
Fountain	0	0	0	0	0	0	0	0	0	0	0	0	0	Rush	0	1	0	1	0	0	0	0	0	2	0	0	4
Franklin	0	0	1	0	2	0	0	0	0	1	0	0	4	St. Joseph	0	1	1	2	0	0	0	7	1	3	2	0	17
Fulton	0	0	1	1	1	0	0	0	0	2	0	0	5	Scott	0	0	0	1	3	0	2	1	0	3	1	0	11
Gibson	0	0	1	0	0	0	1	0	0	2	0	0	4	Shelby	0	1	1	3	0	0	1	1	0	1	0	0	8
Grant	0	0	1	1	0	0	0	0	1	5	3	0	11	Spencer	0	0	0	0	0	0	0	0	0	0	0	0	0
Greene	0	0	3	0	0	0	0	0	1	0	1	0	5	Starke	0	0	0	0	0	0	0	0	0	1	1	0	2
Hamilton	0	0	1	3	5	0	0	2	0	2	2	0	15	Steuben	0	0	0	0	0	0	0	0	1	1	1	0	3
Hancock	0	0	0	0	0	0	0	1	1	1	0	0	3	Sullivan	0	0	1	1	1	0	0	0	0	0	0	0	3
Harrison	0	0	2	1	0	0	0	0	3	0	0	0	6	Switzerland	0	0	0	0	0	0	0	1	0	0	0	0	1
Hendricks	0	0	1	0	0	0	0	2	1	2	0	0	6	Tippecanoe	1	1	0	6	0	0	2	1	5	13	3	0	32
Henry	0	0	1	0	0	0	0	0	0	3	0	0	4	Tipton	0	0	0	0	0	0	0	0	0	0	0	0	0
Howard	0	0	2	0	6	0	1	1	0	1	0	0	11	Union	0	0	0	0	0	0	0	0	0	0	0	0	0
Huntington	0	0	0	0	1	0	0	0	0	1	1	0	3	Vanderburgh	0	0	1	0	2	0	1	4	6	7	2	0	23
Jackson	0	0	1	0	2	0	0	0	1	1	0	0	5	Vermillion	0	0	0	0	0	0	0	1	0	0	0	0	1
Jasper	0	0	0	1	0	0	0	0	0	0	0	0	1	Vigo	0	0	2	1	1	0	1	5	1	2	1	0	14
Jay	0	0	3	0	0	0	0	0	0	4	0	0	7	Wabash	0	0	3	0	0	0	0	0	0	0	0	0	3
Jefferson	1	0	0	0	1	0	1	1	1	2	1	0	8	Warren	0	0	0	0	0	0	0	0	0	0	0	0	0
Jennings	0	0	0	0	1	0	0	0	0	0	0	0	1	Warrick	0	0	0	0	0	0	0	0	1	1	0	0	2
Johnson	1	0	1	2	4	0	0	1	0	3	6	0	18	Washington	0	0	0	0	1	0	0	0	0	3	0	0	4
Knox	0	0	1	0	0	0	0	0	0	0	0	0	1	Wayne	0	0	2	0	1	1	1	1	0	2	2	0	10
Kosciusko	0	0	2	1	0	0	0	1	1	6	0	0	11	Wells	0	0	1	1	0	0	0	1	3	3	2	0	11
LaGrange	0	0	0	0	1	0	0	0	0	1	0	0	2	White	0	0	0	0	0	0	0	0	0	0	0	0	0
Lake	0	1	2	1	2	0	0	1	0	5	0	0	12	Whitley	0	0	1	0	0	0	0	0	0	1	0	0	2
LaPorte	0	0	3	0	0	0	0	1	1	2	0	0	7	Unknown	0	0	0	0	0	0	0	0	0	0	0	0	2
Lawrence	0	0	0	0	0	0	0	0	2	1	2	0	5	Totals	6	9	85	60	69	6	22	65	81	198	55	3	659

Data based on Most Serious Offense and includes only New- and Rec commitments.
Parole violators are not included.

*"Other" may include missing, habitual offense, contempt of court, or misdemeanor.

**"Unknown" represents offenders who were sentenced to DOC, but County of Commitment data was unavailable.

Source: Prsadm7.pgm

Indiana Department of Correction

Table 7

Release Type by County of Commitment - Adult Offenders

November 2016

County	Release Type				Total	County	Release Type				Total
	Parole	Probation	Discharged	CTP			Parole	Probation	Discharged	CTP	
Adams	0	2	0	2	4	Madison	21	10	2	7	40
Allen	29	13	6	12	60	Marion	132	43	25	19	219
Bartholomew	7	3	1	2	13	Marshall	6	6	0	0	12
Benton	0	1	0	0	1	Martin	3	0	1	1	5
Blackford	1	0	0	0	1	Miami	3	0	2	0	5
Boone	4	1	0	0	5	Monroe	9	3	2	2	16
Brown	1	0	0	0	1	Montgomery	4	1	0	1	6
Carroll	2	0	0	2	4	Morgan	3	1	0	0	4
Cass	1	0	1	2	4	Newton	3	0	0	0	3
Clark	2	5	0	1	8	Noble	2	3	0	0	5
Clay	0	1	0	0	1	Ohio	0	1	0	0	1
Clinton	3	5	0	0	8	Orange	1	2	0	0	3
Crawford	0	2	0	0	2	Owen	1	0	0	0	1
Daviess	2	2	0	1	5	Parke	2	0	0	0	2
Dearborn	14	13	3	0	30	Perry	2	0	0	0	2
Decatur	4	4	1	1	10	Pike	0	0	0	0	0
DeKalb	4	0	1	1	6	Porter	5	2	0	0	7
Delaware	5	4	1	1	11	Posey	1	0	0	0	1
Dubois	2	0	0	1	3	Pulaski	1	0	0	2	3
Elkhart	23	18	3	5	49	Putnam	8	0	0	0	8
Fayette	1	3	0	2	6	Randolph	1	1	0	0	2
Floyd	6	4	0	0	10	Ripley	3	2	1	0	6
Fountain	2	1	0	0	3	Rush	1	3	0	1	5
Franklin	2	3	0	0	5	St. Joseph	16	5	1	5	27
Fulton	4	4	0	0	8	Scott	10	1	1	0	12
Gibson	2	2	0	1	5	Shelby	10	2	3	3	18
Grant	6	9	3	0	18	Spencer	0	0	0	0	0
Greene	2	3	1	0	6	Starke	2	0	1	1	4
Hamilton	9	5	3	0	17	Steuben	4	0	1	1	6
Hancock	1	2	0	0	3	Sullivan	0	1	0	0	1
Harrison	1	8	0	0	9	Switzerland	0	0	0	0	0
Hendricks	6	1	1	0	8	Tippecanoe	6	15	0	3	24
Henry	3	5	2	1	11	Tipton	0	0	0	0	0
Howard	6	4	0	5	15	Union	2	0	0	0	2
Huntington	7	5	3	0	15	Vanderburgh	24	4	1	7	36
Jackson	7	2	1	1	11	Vermillion	1	0	0	1	2
Jasper	0	0	0	0	0	Vigo	6	1	1	1	9
Jay	1	5	1	0	7	Wabash	1	3	0	0	4
Jefferson	8	1	1	2	12	Warren	1	0	0	0	1
Jennings	8	0	1	0	9	Warrick	1	1	0	1	3
Johnson	12	6	2	1	21	Washington	5	5	1	2	13
Knox	3	0	0	1	4	Wayne	13	3	1	1	18
Kosciusko	5	2	0	0	7	Wells	2	2	0	1	5
LaGrange	2	0	0	0	2	White	1	0	0	0	1
Lake	15	1	1	11	28	Whitley	1	2	0	1	4
LaPorte	16	4	1	0	21	Unknown	2	0	1	1	4
Lawrence	1	2	1	0	4	Totals	560	279	84	118	1041

This data excludes Temporary Moves, Safekeepers, Predispositions, Escapes, Deaths, releases from CTP and releases from Out of State Parole.

*"Unknown" represents offenders who were sentenced to DOC, but County of Commitment data was unavailable.

Source: prisrel7.pgm

Indiana Department of Correction
Table 8
The Number of Department of Correction Offenders
Held in County Jails*
November 28, 2016

<u>County</u>	<u>Adult Male</u>	<u>Adult Female</u>	<u>County</u>	<u>Adult Male</u>	<u>Adult Female</u>	<u>County</u>	<u>Adult Male</u>	<u>Adult Female</u>
Adams	0	0	Hendricks	2	0	Pike	1	0
Allen	24	2	Henry**	1	0	Porter	8	1
Bartholomew	2	0	Howard	4	0	Posey	1	1
Benton	0	0	Huntington	3	0	Pulaski**	0	0
Blackford**	15	0	Jackson	3	1	Putnam**	3	0
Boone	2	0	Jasper	1	0	Randolph	5	0
Brown	0	0	Jay	3	1	Ripley	0	0
Carroll	3	0	Jefferson	6	0	Rush	2	0
Cass	2	2	Jennings	1	1	St. Joseph	29	6
Clark	10	0	Johnson	1	2	Scott	5	2
Clay	7	0	Knox**	1	0	Shelby	4	0
Clinton	4	0	Kosciusko	3	3	Spencer**	0	0
Crawford**	0	0	LaGrange	0	0	Starke	2	0
Daviess	3	0	Lake	22	0	Steuben	1	0
Dearborn	2	1	LaPorte	4	2	Sullivan	0	0
Decatur	1	0	Lawrence	2	0	Switzerland	2	0
DeKalb	2	0	Madison	6	2	Tippecanoe	11	2
Delaware	1	0	Marion	15	1	Tipton	0	0
Dubois	0	0	Marshall	2	1	Union	0	0
Elkhart	22	1	Martin	0	0	Vanderburgh	9	4
Fayette	2	1	Miami	9	0	Vermillion	1	0
Floyd	2	0	Monroe	2	0	Vigo	6	0
Fountain	1	1	Montgomery	0	1	Wabash	1	0
Franklin	1	0	Morgan	2	1	Warren	1	0
Fulton	1	2	Newton	2	0	Warrick	1	0
Gibson	1	1	Noble	3	0	Washington	1	0
Grant	4	0	Ohio	0	0	Wayne	6	2
Greene	2	0	Orange**	2	0	Wells**	1	0
Hamilton	4	1	Owen	0	0	White	0	0
Hancock	1	0	Parke	0	0	Whitley	0	0
Harrison**	1	1	Perry	2	0	Total	323	47

* Data is based on known frequencies reported by the counties, some county data may be missing

** County Jail Substance Abuse Programs

SOURCE: Offender
Movement

Indiana Department of Correction
Table 9
Community Transition Program
Average Daily Populations

<u>Month</u>	<u>2012</u>	<u>2013</u>	<u>2014</u>	<u>2015</u>	<u>2016</u>
January	483	493	521	457	518
February	474	475	511	442	480
March	483	511	492	468	492
April	586	510	470	529	518
May	514	509	496	549	499
June	506	522	504	539	469
July	520	533	494	539	491
August	511	495	475	559	496
September	502	513	479	538	509
October	501	527	484	564	478
November	498	558	482	528	470
December	<u>492</u>	<u>544</u>	<u>475</u>	<u>522</u>	
YEARLY AVERAGE	506	516	490	519	493

Source: CTP Database and OIS Warmbody

Indiana Department Of Correction
Table 10
Community Transition Program
November 2016 Release Information (Felony Level A-D)

Total number of offenders eligible to be released during November 2016 =		457
Felony A and B total =	289	
Felony C total =	120	
Felony D total =	45	
Murder =	3	
Total number of offenders transitioned to counties for CTP =		123
By default (lack of response from judge)		
Felony A or B =	0	
Felony C =	12	
Felony D =	9	
By approval by court order from judge		
Felony A or B =	83	
Felony C =	14	
Felony D =	4	
Murder =	1	
Total number of offenders transitioned to counties then returned to DOC due to refusal (court ordered denial upon receipt of offender) =		0
Total number of court ordered denials =		228
Felony A or B =	121	
Felony C =	84	
Felony D =	23	
Murder =	0	
Total number of Felony A or B, or Murder denials by default (no response from judge) =		68
Total number of offenders who became ineligible after eligibility determined but prior to CTP commencement date (reasons include change in Earliest Possible Release Date, change in warrant status, released to probation or to parole, other miscellaneous) =		36
Felony A or B =	17	
Felony C =	10	
Felony D =	9	
Murder =	0	

Source: SAS - CTP2 Adms

Indiana Department Of Correction
Table 10
Community Transition Program
November 2016 Release Information (Felony Level 1-6)

Total number of offenders eligible to be released during November 2016 =	79
Felony 1 and 2 total =	0
Felony 3 and 4 total =	14
Felony 5 and 6 total =	65
Total number of offenders transitioned to counties for CTP =	28
By default (lack of response from judge)	
Felony 1 and 2 total	0
Felony 3 and 4 total :	0
Felony 5 and 6 total :	9
By approval by court order from judge	
Felony 1 and 2 total	0
Felony 3 and 4 total :	3
Felony 5 and 6 total :	16
Total number of offenders transitioned to counties then returned to DOC due to refusal (court ordered denial upon receipt of offender) =	0
Total number of court ordered denials =	40
Felony 1 and 2 total =	0
Felony 3 and 4 total =	8
Felony 5 and 6 total =	32
Total number of Felony 1 or 2, or Murder denials by default (no response from judge) =	0
Total number of offenders who became ineligible after eligibility determined but prior to CTP commencement date (reasons include change in Earliest Possible Release Date, change in warrant status, released to probation or to parole, other miscellaneous) =	11
Felony 1 and 2 total =	0
Felony 3 and 4 total =	3
Felony 5 and 6 total =	8

Indiana Department of Correction
Table 11
Total Number of Felony Offenses
Committed to the Indiana Department of Correction

November 2016

Felony Level	Primary Offense	Secondary Offense	Nov-16		This Calendar Year	
			SEX		SEX	
			F	M	F	M
Murder	Murder (35-42-1-1)		-	7	3	93
Murder Total			-	7	3	93

Felony Level	Primary Offense	Secondary Offense	Oct-16		This Calendar Year	
			SEX		SEX	
			F	M	F	M
A Felony	Arson (35-43-1-1)		-	-	-	4
	Battery (35-42-2-1)		-	-	-	1
	Burglary (35-43-2-1)		-	2	-	5
	Child Molesting (35-42-4-3)		-	3	7	111
	Criminal Deviate Conduct (35-42-4-2)		-	-	-	4
	Criminal Gang Enhancement (35-50-2-15)		-	-	-	1
	Dealing Cocaine or Narcotic Drug (35-48-4-1)		-	5	10	76
	Dealing Methamphetamine (35-48-4-1.1)		-	-	3	19
	Dealing Sched I, II, or III Cntrld Sub (35-48-4-2)		-	1	5	7
	Kidnapping (35-42-3-2)		-	-	-	3
	Neglect of a Dependent/Death (35-46-1-4)		1	-	1	1
	Possession of Cocaine or Narcotic Drug (35-48-4-6)		-	-	1	2
	Possession of Methamphetamine (35-48-4-6.1)		-	1	-	1
	Rape (35-42-4-1)		-	-	-	4
	Robbery (35-42-5-1)		-	1	-	11
	Voluntary Manslaughter (35-42-1-3)		-	-	-	6
A Felony Total			1	13	27	256

Felony Level	Primary Offense	Secondary Offense	Nov-16		This Calendar Year	
			SEX		SEX	
			F	M	F	M
B Felony	Aggravated Battery (35-42-2-1.5)		-	2	2	29
	Arson (35-43-1-1)		-	2	3	11
	Battery (35-42-2-1)		-	-	1	5
	Battery by Bodily Waste (35-42-2-6)		-	-	-	1
	Burglary (35-43-2-1)		5	18	41	404
		Theft, Receiving Stolen Property (35-43-4-2)	-	-	-	1
	Carjacking (35-42-5-2)		-	-	-	10
	Child Molesting (35-42-4-3)		-	17	4	91
	Criminal Confinement (35-42-3-3)		-	1	2	36
	Criminal Deviate Conduct (35-42-4-2)		-	-	-	10
	Dealing Cocaine or Narcotic Drug (35-48-4-1)		5	14	42	207
	Dealing Methamphetamine (35-48-4-1.1)		4	13	43	154
	Dealing Sched I, II, or III Cntrld Sub (35-48-4-2)		7	12	57	117
	Dealing Sched IV Cntrld Sub (35-48-4-3)		1	-	5	4
	Escape/Failure to Return (35-44-3-5)		-	-	-	2
	Fail to Stop Accident w/Injury (9-26-1-1)		-	-	-	4
	Felon in Possession of a Firearm (35-47-4-5)		-	1	2	41
	Incest (35-46-1-3)		-	-	-	6
	Neglect of a Dependent (35-46-1-4)		-	-	4	8
	Operating Vehicle Intoxicated/Death (9-30-5-5)		-	-	2	8
	Possession Methamphetamine (35-48-4-6.1)		1	1	4	8
	Possession Sched IV Cntrld Sub w/in 1,000 ft (35-48-4-7)		-	-	1	-
	Possession of Cocaine or Narcotic Drug (35-48-4-6)		-	1	5	28
	Promoting Prostitution, under 18 (35-45-4-4)		-	-	-	2
	Rape (35-42-4-1)		-	3	-	21
	Robbery (35-42-5-1)		-	7	14	155
	Security Fraud (23-19-5-1)		-	-	-	4
	Sexual Misconduct with a Minor (35-42-4-9)		-	6	-	42
	Vicarious Sexual Gratification (35-42-4-5)		-	-	-	3
	Voluntary Manslaughter (35-42-1-3)		-	-	1	3
B Felony Total			23	98	233	1415

Felony Level	Primary Offense	Secondary Offense	Nov-16		This Calendar Year	
			SEX		SEX	
			F	M	F	M
C Felony	Aiding, Inducing or Causing an Offense (35-41-2-4)	Child Molesting (35-42-4-3)	-	-	-	1
	Assisting Suicide (35-42-1-2.5)		-	-	-	1
	Assisting a Criminal (35-44-3-2)		-	-	2	2
	Attempt to Commit a Felony (35-41-5-1)	Battery (35-42-2-1)	-	-	-	1
		Burglary (35-43-2-1)	-	-	-	1
		Robbery (35-42-5-1)	-	-	-	1
	Auto Theft, Receiving Stolen Parts (35-43-4-2.5)		-	3	-	14
	Battery (35-42-2-1)		-	7	11	80
	Bribery (35-44-1-1)		-	-	-	1
	Burglary (35-43-2-1)		-	13	16	194
	Carrying Handgun w/o License (35-47-2-23)		-	2	-	16
	Check Fraud (35-43-5-12)		-	-	1	-
	Child Exploitation (35-42-4-4)		-	1	-	10
	Child Molesting (35-42-4-3)		-	10	2	126
	Child Seduction (35-42-4-7)		-	-	-	2
	Child Solicitation (35-42-4-6)		-	-	-	6
	Controlled Substance Registration (35-48-4-14)		-	-	2	-
	Corrupt Business Influence (35-45-6-2)		1	-	6	21
	Criminal Confinement (35-42-3-3)		-	1	-	16
	Criminal Recklessness (35-42-2-2)		-	-	1	17
	Dealing Cocaine or Narcotic Drug (35-48-4-1)		-	-	-	1
	Dealing Marijuana, Hash Oil, or Hashish (35-48-4-1)		-	-	1	16
	Dealing Sched IV Controlled Substance (35-48-4-3)		1	1	7	14
	Dealing/Poss. Look-Alike Subs (35-48-4-6)		-	1	1	7
	Disarm/Attempt to Disarm an Officer (35-44.1-3-2)		-	-	-	2
	Driving Suspended/Death (9-24-19-4)		-	-	-	1
	Escape/Failure to Return (35-44-3-5)		-	-	2	11
	Failure to Register as a Sex Offender (11-8-8-17)		-	-	1	25
	Failure to Stop Accident/Death (9-26-1-8)		-	-	-	1
	Felon in Possession of a Firearm (35-47-4-5)		-	-	-	4
	Firearm w/in One Mile of School (35-47-2-1)		-	-	2	22
	Forgery (35-43-5-2)		2	6	67	123
	Fraud on Financial Institution (35-43-5-8)		-	1	12	7
	Handgun Violation (35-47-2-7)		-	1	-	5
	Incest (35-46-1-3)		-	-	-	8
	Insurance Fraud (35-43-5-4.5)		-	-	1	1
	Intimidation (35-45-2-1)		-	-	1	22
	Neglect of a Dependent (35-46-1-4)		2	1	14	8
	Non-Support of Dependent Child (35-46-1-5)		-	6	3	78
	Obliterating Handgun I.D. (35-47-2-18)		-	-	-	5
	Operating Vehicle Intoxicated/Death (9-30-5-5)		-	-	-	2
	Operating Vehicle Intoxicated/Injury (9-30-5-4)		-	-	1	2
	Operating Vehicle w/Lifetime Suspension (9-30-10-17)		1	4	7	87
		Habitual Offender Controlled Substance (35-50-2-1)	-	-	-	1
	Operating Vehicle-Habitual Violation (9-30-10-16)		-	-	-	2
	Possession - Destruct Device (35-47.5-5-2)		-	-	-	1
	Possession - Syringe/Needle (16-42-19-18)		-	-	-	2
	Possession Methamphetamine (35-48-4-6.1)		-	-	3	18
	Possession of Cocaine or Narcotic Drug (35-48-4-6)		-	5	9	44
	Possession of Controlled Substance (35-48-4-7)		-	-	4	17
	Possession of Precursors (35-48-4-14.5)		-	-	2	8
	Possession/Use Legend Drug (16-42-19-27)		-	-	-	1
	Prisoner Poss. Dang Device/Material (35-44-3-9.5)		-	-	-	1
	Promoting Prostitution (35-45-4-4)		-	-	1	-
	Reckless Driving Workzone Death (9-21-8-56)		-	-	-	2
	Reckless Homicide (35-42-1-5)		2	-	3	6
	Robbery (35-42-5-1)		-	6	7	65
	Security Fraud (23-19-5-1)		-	-	-	3
	Security Sale Fraud (23-2-6-3)		-	-	-	2
	Sexual Battery (35-42-4-8)		-	1	-	1
	Sexual Misconduct (35-44-1-5)		-	-	-	3
	Sexual Misconduct with a Minor (35-42-4-9)		-	4	-	38
	Stalking (35-45-10-5)		-	-	-	6
	Trafficking with an Inmate (35-44-3-9)		-	-	7	3
	Vicarious Sexual Gratification (35-42-4-5)		-	-	-	1
	Welfare Fraud (35-43-5-7)		-	1	6	1
C Felony Total			9	75	203	1188

Felony Level	Primary Offense	Secondary Offense	Nov-16		This Calendar Year	
			SEX		SEX	
			F	M	F	M
D Felony	Arson (35-43-1-1)		-	-	1	1
	Assisting a Criminal (35-44-3-2)		-	-	2	3
	Attempt to Commit a Felony (35-41-5-1)	Auto Theft, Receiving Stolen Parts (35-43-4-2.5)	-	-	-	1
		Theft, Receiving Stolen Property (35-43-4-2)	-	-	-	1
	Auto Theft, Receiving Stolen Parts (35-43-4-2.5)		-	4	6	23
	Battery (35-42-2-1)		-	1	3	32
	Battery by Bodily Waste (35-42-2-6)		-	-	1	-
	Cemetery Mischief (35-43-1-2.1)		-	-	-	1
	Check Deception (35-43-5-5)		-	-	2	-
	Check Fraud (35-43-5-12)		-	-	2	5
	Child Exploitation (35-42-4-4)		-	-	-	10
	Child Solicitation (35-42-4-6)		-	-	-	8
	Controlled Substance Registration (35-48-4-14)		-	-	9	4
	Criminal Confinement (35-42-3-3)		-	2	-	12
	Criminal Deviate Conduct (35-42-4-2)		-	-	-	1
	Criminal Mischief (35-43-1-2)		-	1	-	5
	Criminal Recklessness (35-42-2-2)		-	1	-	20
	Cultivation of Marijuana (35-48-4-1)		-	-	-	1
	Dealing Marijuana, Hash Oil, or Hashish (35-48-4-10)		-	2	1	18
	Dealing Subs. Represent as Cntrld Subs. (35-48-4-4.5)		-	-	-	3
	Dealing/Poss. Look-Alike Subs (35-48-4-11.5)		-	-	-	1
	Dissemination of Matter Harmful to Minor (35-49-3-3)		-	-	1	2
	Domestic Battery (35-42-2-1.3)		-	2	4	41
	Driving While Intoxicated (9-11-2-3)		-	-	-	1
	Driving While Suspended/Oper Veh HTV (9-30-10-16)		-	2	4	60
	Dump Controlled Substance Waste (35-48-4-4.1)		-	-	1	1
	Fail to Stop Accident w/Injury (9-26-1-1)		-	-	2	-
	Failure to Appear (35-44-3-6)		-	-	1	-
	Failure to Register as a Sex Offender (11-8-8-17)		-	2	1	23
	Failure to Return to Lawful Detention (35-44-3-5)		1	4	8	30
	Forgery, Counterfeit (35-43-5-2)		-	-	1	5
	Fraud (35-43-5-4)		-	-	12	21
	Habitual Offender Substance Abuse (35-50-2-10)		-	-	-	1
	Handgun Violation (35-47-2-1)		-	-	-	1
	Home Improvement Fraud (35-43-6-12)		-	-	-	4
	Identity Deception (35-43-5-3.5)		-	-	5	3
	Intimidation (35-45-2-1)		-	2	-	35
	Invasion of Privacy (35-46-1-15.1)		-	1	-	6
	Involuntary Manslaughter (35-42-1-4)		1	-	1	-
	Maintaining a Common Nuisance (35-48-4-13)		2	3	27	31
	Medicaid Fraud (35-43-5-7.1)		-	-	1	-
	Neglect of a Dependent (35-46-1-4)		-	-	17	13
	Non-Support of a Child (35-46-1-5)		6	14	13	71
	Obstruction of Justice (35-44-3-4)		-	-	-	5
	Operating Vehicle Intox-Prior (9-30-5-3)		2	3	25	96
	Operating Vehicle Intoxicated-Contrld Sub (9-30-5-1)		-	-	2	5
	Operating Vehicle Intoxicated-Endanger (9-30-5-2)		-	-	3	16
	Operating Vehicle Intoxicated-Serious Injury (9-30-5-4)		-	-	2	10
	Perjury (35-44-2-1)		-	-	1	-
	Pointing a Firearm (35-47-4-3)		-	-	-	5
	Poss. of Marijuana, Hash Oil, or Hashish (35-48-4-11)		-	-	4	60
	Possession - Syringe/Needle (16-42-19-18)		-	1	11	25
	Possession of Cocaine or Narcotic Drug (35-48-4-6)		1	5	21	41
	Possession of Controlled Substance (35-48-4-7)		3	4	47	98
	Possession of Methamphetamine (35-48-4-6.1)		1	3	25	62
	Possession of Paraphernalia (35-48-4-8.3)		-	1	1	7
	Possession of Precursors (35-48-4-14.5)		1	2	14	31
	Possession/Use of Legend Drug (16-42-19-13)		-	-	4	7
	Prescription Fraud (35-43-5-1)		-	-	1	-
	Prostitution (35-45-4-2)		-	-	2	-
	Residential Entry (35-43-2-1.5)		-	2	3	30
	Resisting Law Enforcement (35-44-3-3)		-	3	3	58
	Sale of Legend Drug (16-42-19-11)		-	-	1	-
	Sex Offender Residency Restrictions (35-42-4-11)		-	-	-	1
	Sex Offender without Identification (11-8-8-15)		-	1	-	2
	Sexual Battery (35-42-4-8)		-	-	-	11
	Sexual Misconduct with a Minor (35-42-4-9)		-	-	2	5
	Stalking (35-45-10-5)		-	1	-	3
	Strangulation (35-42-2-9)		-	2	-	19
	Theft, Receiving Stolen Property (35-43-4-2)		6	26	142	450
	Uttering Forged Prescription (16-42-19-26)		-	-	-	1
	Vicarious Sexual Gratification (35-42-4-5)		-	-	-	4
	Violation of Custody Order (35-42-3-4)		-	-	1	-
	Violation-1935 Firearms (35-47-5-4.1)		-	-	-	3
	Voyeurism (35-45-4-5)		-	-	-	3
	Welfare Fraud (35-43-5-7)		-	-	1	1
D Felony Total			24	95	442	1558

Felony Level	Primary Offense	Secondary Offense	Nov-16		This Calendar Year	
			SEX		SEX	
			F	M	F	M
Level 1 Felony	Aggravated Battery (35-42-2-1.5)		-	1	-	4
	Aiding, Inducing or Causing an Offense (35-41-2-4)	Murder (35-42-1-1)	-	-	-	1
	Attempt to Commit a Felony (35-41-5-1)	Murder (35-42-1-1)	-	1	-	24
	Burglary (35-43-2-1)		-	-	-	6
	Child Molesting (35-42-4-3)		-	8	1	75
	Conspiracy (35-41-5-2)	Murder (35-42-1-1)	-	-	-	2
	Neglect of a Dependent/Death (35-46-1-4)		-	-	3	6
	Rape (35-42-4-1)		-	-	-	21
Level 1 Felony Total			-	10	4	139

Felony Level	Primary Offense	Secondary Offense	Nov-16		This Calendar Year	
			SEX		SEX	
			F	M	F	M
Level 2 Felony	Aiding, Inducing or Causing an Offense (35-41-2-4)	Burglary (35-43-2-1)	-	1	-	3
		Dealing Methamphetamine (35-48-4-1.1)	-	-	-	1
		Kidnapping (35-42-3-2)	-	-	-	1
	Attempt to Commit a Felony (35-41-5-1)	Burglary (35-43-2-1)	-	-	-	1
		Dealing Cocaine or Narcotic Drug (35-48-4-1)	-	-	-	1
		Robbery (35-42-5-1)	-	-	-	3
	Battery (35-42-2-1)		-	-	1	2
	Burglary (35-43-2-1)		-	3	2	33
	Conspiracy (35-41-5-2)	Burglary (35-43-2-1)	-	-	-	2
		Dealing Cocaine or Narcotic Drug (35-48-4-1)	-	-	1	1
		Dealing Methamphetamine (35-48-4-1.1)	1	-	2	2
		Robbery (35-42-5-1)	-	-	-	1
	Criminal Confinement (35-42-3-3)		-	-	-	3
	Dealing Cocaine or Narcotic Drug (35-48-4-1)		-	8	12	60
	Dealing Methamphetamine (35-48-4-1.1)		5	4	16	69
	Dealing Sched I, II, or III Cntrl'd Sub (35-48-4-2)		-	-	1	6
	Kidnapping (35-42-3-2)		-	-	-	2
	Possession - Destruct Device (35-47.5-5-2)		-	-	-	1
	Robbery (35-42-5-1)		1	2	3	21
	Voluntary Manslaughter (35-42-1-3)		1	-	1	13
Level 2 Felony Total			8	18	39	226

Felony Level	Primary Offense	Secondary Offense	Nov-16		This Calendar Year	
			SEX		SEX	
			F	M	F	M
Level 3 Felony	Accident/Failure to Stop-Serious Inj/Death (9-26-1-1.1)		-	2	2	8
	Aggravated Battery (35-42-2-1.5)		-	11	7	75
	Aiding, Inducing or Causing an Offense (35-41-2-4)	Dealing Cocaine or Narcotic Drug (35-48-4-1)	-	-	-	1
		Dealing Methamphetamine (35-48-4-1.1)	-	-	-	2
		Robbery (35-42-5-1)	-	1	-	10
	Arson (35-43-1-1)		-	-	2	-
	Attempt to Commit a Felony (35-41-5-1)	Aggravated Battery (35-42-2-1.5)	-	-	-	5
		Child Molesting (35-42-4-3)	-	-	-	2
		Criminal Confinement (35-42-3-3)	-	-	-	1
		Dealing Methamphetamine (35-48-4-1.1)	-	-	-	1
		F337	-	-	-	1
		Kidnapping (35-42-3-2)	-	-	-	1
		Rape (35-42-4-1)	-	2	-	3
		Robbery (35-42-5-1)	-	3	-	14
	Battery (35-42-2-1)		-	2	2	8
	Burglary (35-43-2-1)		-	2	-	12
	Child Molesting (35-42-4-3)		-	1	2	44
	Conspiracy (35-41-5-2)	Criminal Confinement (35-42-3-3)	-	-	-	1
		Dealing Cocaine or Narcotic Drug (35-48-4-1)	-	-	3	-
		Dealing Methamphetamine (35-48-4-1.1)	-	-	5	3
		Robbery (35-42-5-1)	-	-	1	2
	Criminal Confinement (35-42-3-3)		-	4	2	32
	Dealing Cocaine or Narcotic Drug (35-48-4-1)		-	6	10	62
	Dealing Methamphetamine (35-48-4-1.1)		2	3	18	44
	Dealing Sched I, II, or III Cntrl'd Sub (35-48-4-2)		-	1	1	4
	Dealing Sched IV Cntrl'd Sub (35-48-4-3)		-	-	-	3
	Disarm/Attempt to Disarm an Officer (35-44.1-3-2)		-	-	-	1
	Human Sexual Trafficking (35-42-3.5-1)		-	-	-	4
	Kidnapping (35-42-3-2)		-	1	1	3
	Neglect of a Dependent/Death (35-46-1-4)		-	5	20	26
	Possession of Cocaine or Narcotic Drug (35-48-4-6)		-	3	3	11
	Possession of Methamphetamine (35-48-4-6.1)		-	-	5	13
	Rape (35-42-4-1)		-	8	1	28
	Resisting Law Enforcement (35-44.1-3-1)		-	3	-	8
	Robbery (35-42-5-1)		4	22	40	263
Level 3 Felony Total			6	80	125	696

Felony Level	Primary Offense	Secondary Offense	Nov-16		This Calendar Year		
			SEX		SEX		
			F	M	F	M	
Level 4 Felony	Aiding, Inducing or Causing an Offense (35-41-2-4)	BURGLARY (35-43-2-1)	-	2	2	11	
		Child Molesting (35-42-4-3)	-	-	-	1	
		Dealing Cocaine or Narcotic Drug (35-48-4-1)	-	-	1	1	
		Dealing Methamphetamine (35-48-4-1.1)	-	1	-	4	
		Felon in Possession of a Firearm (35-47-4-5)	-	-	-	1	
		Arson (35-43-1-1)	-	1	4	33	
		Attempt to Commit a Felony (35-41-5-1)	BURGLARY (35-43-2-1)	-	1	-	4
			Dealing Methamphetamine (35-48-4-1.1)	1	1	1	2
			Sexual Misconduct with a Minor (35-42-4-9)	-	-	-	2
		BURGLARY (35-43-2-1)	5	29	53	349	
	Child Molesting (35-42-4-3)	-	8	1	100		
	Child Solicitation (35-42-4-6)	-	-	-	4		
	Conspiracy (35-41-5-2)	BURGLARY (35-43-2-1)	-	-	-	4	
		Dealing Cocaine or Narcotic Drug (35-48-4-1)	-	-	2	1	
		Dealing Methamphetamine (35-48-4-1.1)	-	1	1	4	
	Dealing Cocaine or Narcotic Drug (35-48-4-1)		-	14	26	107	
	Dealing Methamphetamine (35-48-4-1.1)		1	6	18	116	
	Dealing Sched I, II, or III Cntrl Sub (35-48-4-2)		-	-	7	5	
	Dealing Sched IV Controlled Substance (35-48-4-3)		-	1	-	1	
	ESCAPE 35-44.1-3-4		-	1	-	1	
	Felon in Possession of a Firearm (35-47-4-5)		-	18	1	146	
	Incest (35-46-1-3)		-	-	-	9	
	Operating Vehicle Intoxicated/Death (9-30-5-5)		1	-	4	17	
	POSSESSION OF DANGEROUS DEVICE (35-44.1-3-7)		-	-	-	3	
	Possession of Cocaine or Narcotic Drug (35-48-4-6)		-	3	4	16	
	Possession of Methamphetamine (35-48-4-6.1)		-	3	1	26	
	Sexual Battery (35-42-4-8)		-	-	-	3	
	Sexual Misconduct with a Minor (35-42-4-9)		-	10	2	51	
	Stalking (35-45-10-5)		-	-	-	2	
	Vicarious Sexual Gratification (35-42-4-5)		-	-	-	2	
Level 4 Felony Total			8	100	128	1026	

Felony Level	Primary Offense	Secondary Offense	Nov-16		This Calendar Year	
			SEX		SEX	
			F	M	F	M
Level 5 Felony	ASSISTING A CRIMINAL (35-44.1-2-5)		-	-	-	3
	Accident/Failure to Stop-Serious Inj/Death (9-26-1-8)		-	-	2	10
	Aiding, Inducing or Causing an Offense (35-41-2-4)	ASSISTING A CRIMINAL (35-44.1-2-5)	1	-	1	-
		BATTERY (35-42-2-1)	-	-	-	1
		BURGLARY (35-43-2-1)	-	-	-	7
		Criminal Recklessness (35-42-2-2)	-	-	-	1
		DEALING IN METHAMPHETAMINE (35-48-4-1)	1	1	4	9
		Dealing Cocaine or Narcotic Drug (35-48-4-1)	-	-	1	2
		Dealing Methamphetamine (35-48-4-1.1)	-	-	-	1
		Dealing Sched IV Cntrl Sub (35-48-4-3)	-	-	1	-
		Intimidation (35-45-2-1)	-	-	-	1
		Robbery (35-42-5-1)	-	2	-	3
	Attempt to Commit a Felony (35-41-5-1)	BATTERY (35-42-2-1)	-	-	-	7
		BURGLARY (35-43-2-1)	-	-	-	6
		Child Exploitation (35-42-4-4)	-	-	-	1
		DEALING IN METHAMPHETAMINE (35-48-4-1)	-	-	-	3
		Dealing Cocaine or Narcotic Drug (35-48-4-1)	-	-	-	2
		ESCAPE (35-44.1-3-4)	1	1	1	2
		Fraud on Financial Institution (35-43-5-8)	-	-	-	2
		Kidnapping (35-42-3-2)	-	-	-	1
		Manufacture Destruct Device	-	-	-	1
		Robbery (35-42-5-1)	-	1	1	9
		TRAFFICKING WITH AN INMATE (35-44.1-3-5)	-	1	-	4
	BATTERY (35-42-2-1)		4	37	48	334
	BURGLARY (35-43-2-1)		-	23	22	282
	Bribery (35-44.1-1-2)		-	-	-	1
	CRIMINAL CONFINEMENT (35-42-3-3)		-	5	2	49
	Child Exploitation (35-42-4-4)		-	6	-	16
	Child Seduction (35-42-4-7)		-	2	-	4
	Child Solicitation (35-42-4-6)		-	4	1	22
Conspiracy (35-41-5-2)	BATTERY (35-42-2-1)	-	1	-	3	
	BURGLARY (35-43-2-1)	-	-	1	3	
	CRIMINAL CONFINEMENT (35-42-3-3)	-	-	1	-	
	DEALING IN METHAMPHETAMINE (35-48-4-1)	-	-	2	8	

Felony Level	Primary Offense	Secondary Offense	Nov-16		This Calendar Year	
			SEX		SEX	
			F	M	F	M
Level 5 Felony		Dealing Cocaine or Narcotic Drug (35-48-4-1)	-	-	2	4
Cont.		Dealing Sched I, II, or III Cntrlrd Sub (35-48-4-2)	-	-	-	1
		Fraud on Financial Institution (35-43-5-8)	-	-	-	5
		Intimidation (35-45-2-1)	-	-	1	-
		Robbery (35-42-5-1)	1	1	2	3
		TRAFFICKING WITH AN INMATE (35-44.1-3-5)	-	-	2	2
	Conversion (35-43-4-3)		-	-	-	2
	Corrupt Business Influence (35-45-6-2)		1	1	13	24
	Criminal Recklessness (35-42-2-2)		-	2	3	40
	DEALING IN METHAMPHETAMINE (35-48-4-1.1)		5	16	49	183
	Dangerous Control of a Handgun (35-47-10-6)		-	-	1	1
	Dealing Cocaine or Narcotic Drug (35-48-4-1)		2	21	70	185
	Dealing Marijuana, Hash Oil, or Hashish (35-48-4-10)		-	-	-	12
	Dealing Methamphetamine (35-48-4-1.1)		4	8	18	67
	Dealing Sched I, II, or III Cntrlrd Sub (35-48-4-2)		-	-	7	20
	Dealing Sched IV Cntrlrd Sub (35-48-4-3)		-	-	-	2
	Dealing Sched V Controlled Substance (35-48-4-4)		-	1	-	1
	Dealing/Poss. Look-Alike Subs (35-48-4-4.6)		-	-	3	10
	Disarm/Attempt to Disarm an Officer (35-44.1-3-2)		-	1	-	5
	Domestic Battery (35-42-2-1.3)		-	4	-	5
	ESCAPE (35-44.1-3-4)		1	1	7	36
	Failure to Register as a Sex Offender (11-8-8-17)		-	6	-	87
	Firearm w/in One Mile of School (35-47-2-1)		-	19	3	174
	Fraud on Financial Institution (35-43-5-8)		1	2	8	45
	Human Sexual Trafficking (35-42-3.5-1)		-	-	-	1
	Incest (35-46-1-3)		-	-	-	2
	Intimidation (35-45-2-1)		-	14	6	95
	Kidnapping (35-42-3-2)		-	1	-	3
	Money Laundering (35-45-15-5)		-	-	-	1
	Neglect of a Dependent/Death (35-46-1-4)		-	-	9	19
	Non-Support of Dependent Child (35-46-1-5)		-	2	1	4
	OP VEH AFT LIFE SUSP (9-30-10-17)		2	18	16	188
	Obliterating Handgun I.D. (35-47-2-18)		-	-	1	8
	Operating Vehicle Intox-Prior (9-30-5-3)		-	-	1	-
	Operating Vehicle Intoxicated/Death (9-30-5-5)		-	-	-	14
	Operating Vehicle Intoxicated/Injury (9-30-5-4)		-	-	1	7
	POSSESSION OF SYRINGES OR NEEDLES 16-42-19-18		-	1	4	11
	Possession OF Dangerous Device (35-44.1-3-7)		-	-	1	1
	Possession of Cocaine or Narcotic Drug 35-48-4-6		-	7	13	68
	Possession of Precursors (35-48-4-14.5)		1	1	3	8
	Promoting Prostitution (35-45-4-4)		-	-	-	1
	Reckless Homicide (35-42-1-5)		-	2	1	12
	Resisting Law Enforcement (35-44.1-3-1)		-	-	-	4
	Robbery (35-42-5-1)		3	12	20	147
	Sexual Misconduct with a Minor (35-42-4-9)		-	4	3	38
	Stalking (35-45-10-5)		-	2	1	21
	TRAFFICKING WITH AN INMATE (35-44.1-3-5)		3	-	20	15
	Theft, Receiving Stolen Property (35-43-4-2)		-	-	-	6
	UNLAWFUL MEDICAL PRACTICE (25-22.5-8-2)		1	-	1	-
	Unlawful Transfer of Handgun Ownership (35-47-2-7(B))		-	-	-	1
	Vicarious Sexual Gratification (35-42-4-5)		-	-	-	1
Level 5 Felony Total			32	231	379	2388

Felony Level	Primary Offense	Secondary Offense	Nov-16		This Calendar Year	
			SEX		SEX	
			F	M	F	M
Level 6 Felony		AIDING IN MANUFACTURE OF SCH II CONT SUB (35-48-4-2)	-	1	5	9
		Accident/Failure to Stop-Serious Inj/Death (9-26-1-8)	-	1	-	1
		Aiding, Inducing or Causing an Offense (35-41-2-4)	-	-	-	1
		Criminal Confinement (35-42-3-3)	-	-	1	-
		Theft, Receiving Stolen Property (35-43-4-2)	-	-	1	-
	Arson (35-43-1-1)		-	-	-	4
	Assisting a Criminal (35-44.1-2-5)		-	-	3	-
	Attempt to Commit a Felony (35-41-5-1)		-	-	-	1
		BATTERY (35-42-2-1)	-	-	1	2
		Insurance Fraud (35-43-5-4.5)	-	1	1	2
		RESIDENTIAL ENTRY (35-43-2-1.5)	-	-	1	4
		Theft, Receiving Stolen Property (35-43-4-2)	-	1	1	3
	Auto Theft, Receiving Stolen Parts (35-43-4-2.5)		1	6	5	82
	BATTERY 35-42-2-1		-	10	5	57
	CRIMINAL CONFINEMENT (35-42-3-3)		-	8	3	54
	CRIMINAL RECKLESSNES (35-42-2-2)		1	1	5	27
	CRIMINAL TRESPASS (35-43-2-2)		-	-	-	2
	Check Fraud (35-43-5-12)		-	1	1	2
	Conspiracy (35-41-5-2)	Theft, Receiving Stolen Property (35-43-4-2)	-	-	-	1
	Criminal Confinement (35-42-3-3)		-	2	-	11
	Criminal Gang Activity (35-45-9-3)		-	-	-	1
	Criminal Mischief (35-43-1-2)		-	-	-	1
	DUMPING CONTROLLED SUBSTANCE WASTE (35-48-4-4.1)		-	-	-	1
	Dealing Marijuana, Hash Oil, or Hashish (35-48-4-10)		-	2	2	10
	Dealing Sched I, II, or III Cntrlrd Sub (35-48-4-2(A))		-	-	-	1
	Dealing Sched V Cntrlrd Sub (35-48-4-4)		-	-	1	2
	Dealing Subs. Represent as Cntrlrd Subs. (35-48-4-4.5)		-	1	1	16
	Dealing/Poss. Look-Alike Subs (35-48-4-10.5)		-	1	-	4
	Dealing/Poss. Look-Alike Subs (35-48-4-11.5)		-	2	3	5
	Dissemination of Matter Harmful to Minor (35-49-3-3)		-	-	3	2
	ESCAPE 35-44.1-3-4		3	9	21	64
	FAIL TO REGR SEX OFF (11-8-8-17)		-	4	1	11
	FAILURE TO APPEAR (35-44.1-2-9)		-	1	-	3
	FORGERY,COUNTERFEITING,APPLICATION FRAUD (35-43-5-2)		-	3	11	39
	Failure to Return to Acc Result Serious Inj (9-26-1-1(2))		-	-	-	2
	INTIMIDATION (35-45-2-1)		-	6	3	37

Felony Level	Primary Offense	Secondary Offense	Nov-16		This Calendar Year	
			SEX		SEX	
			F	M	F	M
Level 6 Felony	INVASION OF PRIVACY (35-46-1-15.1)		-	4	-	36
Cont.	Identity Deception (35-43-5-3.5)		-	-	5	3
	Impersonation of a Public Servant (35-44-2-3)		-	-	-	3
	Insurance Fraud (35-43-5-4.5)		2	1	12	16
	Maintaining Common Nuisance (35-48-4-13)		2	8	13	58
	Neglect of a Dependent/Death (35-46-1-4)		1	2	10	22
	Non-Support of Dependent Child (35-46-1-5)		1	-	4	3
	OPER VEHICLE - INTOX - PREV CONVICTION (9-30-5-3)		-	3	5	27
		Habitual Offender Controlled Substance (35-50-2-1)	-	-	-	5
	Obstruction of Justice (35-44.1-2-2)		-	-	2	11
	Operating Vehicle Intoxicated-Contrld Sub (9-30-5-1)		-	2	-	7
		Habitual Offender Controlled Substance (35-50-2-1)	-	-	-	1
	Operating Vehicle Intoxicated-Endanger (9-30-5-2)		4	4	4	28
		Habitual Offender Controlled Substance (35-50-2-1)	-	1	-	3
	Operating Vehicle Intoxicated/Injury (9-30-5-4)		-	2	2	6
	Operating Vehicle-Habitual Violation (9-30-10-16)		2	6	11	27
		Habitual Offender Controlled Substance (35-50-2-1)	-	-	-	2
	POSS PARAPHERNALIA (35-48-4-8.3)		-	-	1	1
	POSSESS PRECURSORS (35-48-4-14.5)		1	4	10	30
	POSSESSION OF CHILD PORNOGRAPHY (35-42-4-4(C))		-	-	-	21
	POSSESSION OF METHAMPHETAMINE (35-48-4-6.1)		-	-	1	-
	POSSESSION OF SYRINGES OR NEEDLES (16-42-19-18)		3	5	23	55
	POSSESSION OR USE OF LEGEND DRUG (16-42-19-13)		1	1	5	7
	PROSTITUTION (35-45-4-2)		-	-	1	-
	Pointing a Firearm (35-47-4-3)		-	1	-	8
	Possession Sched IV Contrld Sub w/in 1,000 ft (35-48-4-7)		1	3	4	6
	Possession of Cocaine or Narcotic Drug (35-48-4-6)		-	12	17	91
	Possession of Marijuana (35-48-4-11)		-	-	1	5
	Possession of Methamphetamine (35-48-4-6.1)		4	6	29	90
		Habitual Offender Controlled Substance (35-50-2-1)	1	-	1	-
	RESIDENTIAL ENTRY (35-43-2-1.5)		-	8	3	33
	RESISTING LAW ENFORC (35-44.1-3-1)		1	7	10	94
	Sex Offender Residency Restrictions (35-42-4-11)		-	-	-	2
	Sex Offender without Identification (11-8-8-15)		-	-	-	2
	Sexual Battery (35-42-4-8)		-	-	-	7
	Sexual Misconduct with a Minor (35-42-4-9)		-	1	-	1
	Stalking (35-45-10-5)		-	-	-	1
	Strangulation (35-42-2-9)		-	4	1	26
	Theft, Receiving Stolen Property (35-43-4-2)		10	17	85	293
	UNAUTHORIZED ENTRY OF MOTOR VEHICLE(35-43-4-2.7)		-	-	-	1
	Voyeurism (35-45-4-5)		-	3	-	9
Level 6 Felony Total			39	166	337	1501

Felony Level	Primary Offense	Secondary Offense	Nov-16		This Calendar Year	
			SEX		SEX	
			F	M	F	M
	FIREARM ENHANCEMENT (35-50-2-13)		-	1	-	3
	Habitual Offender (35-50-2-8)		-	-	1	8
	Habitual Offender Controlled Substance (35-50-2-10)		-	1	-	18
	Habitual Offender Traffic Laws (9-30-10-4)		-	-	-	2
Habitual Off Total			-	2	1	31

Grand Total	Nov-16		This Calendar Year	
	SEX		SEX	
	F	M	F	M
	150	895	1921	10517

Note: Offense data may not be available for all offenders at the time this table was prepared.

Only new commitments and probation violations are reported on this table.

Parole and Community Transition Program violators are excluded on this table.

Source: SAS - all.citations_msso.pgm

Indiana Department of Correction
 Table 12
 Number of New Admissions by Most Serious Offense
 Committed to the Indiana Department of Correction

November 2016

Felony Level	Primary Offense	Secondary Offense	Nov-16		This Calendar Year	
			SEX		SEX	
			F	M	F	M
A Felony	Battery (35-42-2-1)		-	-	-	1
	Burglary (35-43-2-1)		-	2	-	4
	Child Molesting (35-42-4-3)		-	1	4	73
	Criminal Deviate Conduct (35-42-4-2)		-	-	-	2
	Dealing Cocaine or Narcotic Drug (35-48-4-1)		-	3	9	64
	Dealing Methamphetamine (35-48-4-1.1)		-	-	2	16
	Dealing Sched I, II, or III Cntrld Sub (35-48-4-2)		-	1	4	7
	Kidnapping (35-42-3-2)		-	-	-	1
	Neglect of a Dependent/Death (35-46-1-4)		1	-	1	1
	Possession of Cocaine or Narcotic Drug (35-48-4-6)		-	-	1	2
	Rape (35-42-4-1)		-	-	-	4
	Robbery (35-42-5-1)		-	1	-	8
	Voluntary Manslaughter (35-42-1-3)		-	-	-	6
A Felony Total			1	8	21	189

Felony Level	Primary Offense	Secondary Offense	Nov-16		This Calendar Year	
			SEX		SEX	
			F	M	F	M
B Felony	Aggravated Battery (35-42-2-1.5)		-	2	2	24
	Arson (35-43-1-1)		-	1	3	8
	Battery (35-42-2-1)		-	-	-	3
	Battery by Bodily Waste (35-42-2-6)		-	-	-	1
	Burglary (35-43-2-1)		5	11	32	314
	Carjacking (35-42-5-2)		-	-	-	8
	Child Molesting (35-42-4-3)		-	7	2	60
	Criminal Confinement (35-42-3-3)		-	1	1	17
	Criminal Deviate Conduct (35-42-4-2)		-	-	-	5
	Dealing Cocaine or Narcotic Drug (35-48-4-1)		4	12	37	180
	Dealing Methamphetamine (35-48-4-1.1)		3	13	38	147
	Dealing Sched I, II, or III Cntrld Sub (35-48-4-2)		4	7	45	97
	Dealing Sched IV Cntrld Sub (35-48-4-3)		1	-	4	4
	Escape/Failure to Return (35-44-3-5)		-	-	-	2
	Fail to Stop Accident w/Injury (9-26-1-1)		-	-	-	4
	Felon in Possession of a Firearm (35-47-4-5)		-	1	1	36
	Incest (35-46-1-3)		-	-	-	3
	Neglect of a Dependent (35-46-1-4)		-	-	4	7
	Operating Vehicle Intoxicated/Death (9-30-5-5)		-	-	2	6
	Possession Methamphetamine (35-48-4-6.1)		1	1	4	6
	Possession Sched IV Cntrld Sub w/in 1,000 ft (35-48-4-7)		-	-	1	-
	Possession of Cocaine or Narcotic Drug (35-48-4-6)		-	1	5	23
	Promoting Prostitution, under 18 (35-45-4-4)		-	-	-	1
	Rape (35-42-4-1)		-	2	-	13
	Robbery (35-42-5-1)		-	5	12	126
	Security Fraud (23-19-5-1)		-	-	-	4
	Sexual Misconduct with a Minor (35-42-4-9)		-	3	-	29
	Vicarious Sexual Gratification (35-42-4-5)		-	-	-	1
	Voluntary Manslaughter (35-42-1-3)		-	-	1	3
B Felony Total			18	67	194	1132

Felony Level	Primary Offense	Secondary Offense	Nov-16		This Calendar Year	
			SEX		SEX	
			F	M	F	M
C Felony	Assisting Suicide (35-42-1-2.5)		-	-	-	1
	Assisting a Criminal (35-44-3-2)		-	-	1	1
	Auto Theft, Receiving Stolen Parts (35-43-4-2.5)		-	3	-	10
	Battery (35-42-2-1)		-	6	8	65
	Bribery (35-44-1-1)		-	-	-	1
	Burglary (35-43-2-1)		-	11	12	149
	Carrying Handgun w/o License (35-47-2-23)		-	2	-	13
	Check Fraud (35-43-5-12)		-	-	1	-
	Child Exploitation (35-42-4-4)		-	1	-	4
	Child Molesting (35-42-4-3)		-	6	1	61
	Child Seduction (35-42-4-7)		-	-	-	1
	Child Solicitation (35-42-4-6)		-	-	-	5
	Controlled Substance Registration (35-48-4-14)		-	-	2	-
	Corrupt Business Influence (35-45-6-2)		-	-	4	16
	Criminal Confinement (35-42-3-3)		-	1	-	14
	Criminal Recklessness (35-42-2-2)		-	-	-	9
	Dealing Cocaine or Narcotic Drug (35-48-4-1)		-	-	-	1
	Dealing Marijuana, Hash Oil, or Hashish (35-48-4-10)		-	-	-	8
	Dealing Sched IV Controlled Substance (35-48-4-3)		-	1	6	9
	Dealing/Poss. Look-Alike Subs (35-48-4-6)		-	1	1	5
	Disarm/Attempt to Disarm an Officer (35-44.1-3-2)		-	-	-	2
	Driving Suspended/Death (9-24-19-4)		-	-	-	1
	Escape/Failure to Return (35-44-3-5)		-	-	1	6
	Failure to Register as a Sex Offender (11-8-8-17)		-	-	1	15
	Failure to Stop Accident/Death (9-26-1-8)		-	-	-	1
	Felon in Possession of a Firearm (35-47-4-5)		-	-	-	3
	Firearm w/in One Mile of School (35-47-2-1)		-	-	2	16
	Forgery (35-43-5-2)		2	3	47	90
	Fraud on Financial Institution (35-43-5-8)		-	1	6	5
	Handgun Violation (35-47-2-7)		-	1	-	4
	Incest (35-46-1-3)		-	-	-	3
	Insurance Fraud (35-43-5-4.5)		-	-	1	1
	Intimidation (35-45-2-1)		-	-	1	13
	Neglect of a Dependent (35-46-1-4)		-	1	9	3
	Non-Support of Dependent Child (35-46-1-5)		-	5	3	70
	Obliterating Handgun I.D. (35-47-2-18)		-	-	-	3
	Operating Vehicle Intoxicated/Death (9-30-5-5)		-	-	-	2
	Operating Vehicle Intoxicated/Injury (9-30-5-4)		-	-	1	1
	Operating Vehicle w/Lifetime Suspension (9-30-10-17)		1	4	6	69
	Operating Vehicle-Habitual Violation (9-30-10-16)		-	-	-	1
	Possession - Destruct Device (35-47.5-5-2)		-	-	-	1
	Possession - Syringe/Needle (16-42-19-18)		-	-	-	1
	Possession Methamphetamine (35-48-4-6.1)		-	-	3	12
	Possession of Cocaine or Narcotic Drug (35-48-4-6)		-	2	8	31
	Possession of Controlled Substance (35-48-4-7)		-	-	3	10
	Possession of Precursors (35-48-4-14.5)		-	-	2	5
	Possession/Use Legend Drug (16-42-19-27)		-	-	-	1
	Prisoner Poss. Dang Device/Material (35-44-3-9.5)		-	-	-	1
	Promoting Prostitution (35-45-4-4)		-	-	1	-
	Reckless Driving Workzone Death (9-21-8-56)		-	-	-	1
	Reckless Homicide (35-42-1-5)		2	-	3	5
	Robbery (35-42-5-1)		-	2	5	41
	Security Fraud (23-19-5-1)		-	-	-	3
	Security Sale Fraud (23-2-6-3)		-	-	-	1
	Sexual Battery (35-42-4-8)		-	1	-	1
	Sexual Misconduct (35-44-1-5)		-	-	-	1
	Sexual Misconduct with a Minor (35-42-4-9)		-	2	-	24
	Stalking (35-45-10-5)		-	-	-	3
	Trafficking with an Inmate (35-44-3-9)		-	-	6	1
	Vicarious Sexual Gratification (35-42-4-5)		-	-	-	1
	Welfare Fraud (35-43-5-7)		-	1	5	1
C Felony Total			5	55	150	827

Felony Level	Primary Offense	Secondary Offense	Nov-16		This Calendar Year	
			SEX		SEX	
			F	M	F	M
D Felony	Arson (35-43-1-1)		-	-	-	1
	Assisting a Criminal (35-44-3-2)		-	-	2	2
	Auto Theft, Receiving Stolen Parts (35-43-4-2.5)		-	1	6	9
	Battery (35-42-2-1)		-	1	3	20
	Battery by Bodily Waste (35-42-2-6)		-	-	1	-
	Cemetery Mischief (35-43-1-2.1)		-	-	-	1
	Check Deception (35-43-5-5)		-	-	2	-
	Check Fraud (35-43-5-12)		-	-	1	4
	Child Exploitation (35-42-4-4)		-	-	-	2
	Child Solicitation (35-42-4-6)		-	-	-	3
	Controlled Substance Registration (35-48-4-14)		-	-	4	1
	Criminal Confinement (35-42-3-3)		-	1	-	4
	Criminal Mischief (35-43-1-2)		-	1	-	3
	Criminal Recklessness (35-42-2-2)		-	1	-	16
	Dealing Marijuana, Hash Oil, or Hashish (35-48-4-10)		-	1	1	9
	Dealing Subs. Represent as Cntrl'd Subs. (35-48-4-4.5)		-	-	-	2
	Domestic Battery (35-42-2-1.3)		-	2	3	34
	Driving While Intoxicated (9-11-2-3)		-	-	-	1
	Driving While Suspended/Oper Veh HTV (9-30-10-16)		-	1	2	40
	Fail to Stop Accident w/Injury (9-26-1-1)		-	-	2	-
	Failure to Appear (35-44-3-6)		-	-	1	-
	Failure to Register as a Sex Offender (11-8-8-17)		-	1	1	11
	Failure to Return to Lawful Detention (35-44-3-5)		1	1	4	13
	Forgery, Counterfeit (35-43-5-2)		-	-	1	4
	Fraud (35-43-5-4)		-	-	6	10
	Handgun Violation (35-47-2-1)		-	-	-	1
	Home Improvement Fraud (35-43-6-12)		-	-	-	3
	Identity Deception (35-43-5-3.5)		-	-	2	2
	Intimidation (35-45-2-1)		-	1	-	17
	Invasion of Privacy (35-46-1-15.1)		-	1	-	5
	Maintaining a Common Nuisance (35-48-4-13)		1	-	13	12
	Neglect of a Dependent (35-46-1-4)		-	-	6	4
	Non-Support of a Child (35-46-1-5)		1	5	3	51
	Obstruction of Justice (35-44-3-4)		-	-	-	2
	Operating Vehicle Intox-Prior (9-30-5-3)		2	3	19	69
	Operating Vehicle Intoxicated-Contrl'd Sub (9-30-5-1)		-	-	1	5
	Operating Vehicle Intoxicated-Endanger (9-30-5-2)		-	-	2	14
	Operating Vehicle Intoxicated-Serious Injury (9-30-5-4)		-	-	-	5
	Pointing a Firearm (35-47-4-3)		-	-	-	1
	Poss. of Marijuana, Hash Oil, or Hashish (35-48-4-11)		-	-	3	34
	Possession - Syringe/Needle (16-42-19-18)		-	1	7	18
	Possession of Cocaine or Narcotic Drug (35-48-4-6)		-	3	14	26
	Possession of Controlled Substance (35-48-4-7)		2	3	26	51
	Possession of Methamphetamine (35-48-4-6.1)		1	2	20	38
	Possession of Paraphernalia (35-48-4-8.3)		-	1	1	3
	Possession of Precursors (35-48-4-14.5)		-	1	4	13
	Possession/Use of Legend Drug (16-42-19-13)		-	-	2	4
	Prescription Fraud (35-43-5-1)		-	-	1	-
	Prostitution (35-45-4-2)		-	-	2	-
	Residential Entry (35-43-2-1.5)		-	1	1	14
	Resisting Law Enforcement (35-44-3-3)		-	3	2	24
	Sale of Legend Drug (16-42-19-11)		-	-	1	-
	Sex Offender without Identification (11-8-8-15)		-	-	-	1
	Sexual Battery (35-42-4-8)		-	-	-	5
	Sexual Misconduct with a Minor (35-42-4-9)		-	-	1	3
	Stalking (35-45-10-5)		-	1	-	2
	Strangulation (35-42-2-9)		-	2	-	13
	Theft, Receiving Stolen Property (35-43-4-2)		6	16	99	255
	Uttering Forged Prescription (16-42-19-26)		-	-	-	1
	Violation of Custody Order (35-42-3-4)		-	-	1	-
	Violation-1935 Firearms (35-47-5-4.1)		-	-	-	2
	Voyeurism (35-45-4-5)		-	-	-	2
	Welfare Fraud (35-43-5-7)		-	-	1	1
D Felony Total			14	55	272	891

Felony Level	Primary Offense	Secondary Offense	Nov-16		This Calendar Year	
			SEX		SEX	
			F	M	F	M
Level 1 Felony	Aggravated Battery (35-42-2-1.5)		-	1	-	4
	Aiding, Inducing or Causing an Offense (35-41-2-4)	Murder (35-42-1-1)	-	-	-	1
	Attempt to Commit a Felony (35-41-5-1)	Murder (35-42-1-1)	-	-	-	17
	Burglary (35-43-2-1)		-	-	-	6
	Child Molesting (35-42-4-3)		-	5	1	47
	Conspiracy (35-41-5-2)	Murder (35-42-1-1)	-	-	-	2
	Neglect of a Dependent/Death (35-46-1-4)		-	-	3	4
	Rape (35-42-4-1)		-	-	-	8
Level 1 Felony Total			-	6	4	89

Felony Level	Primary Offense	Secondary Offense	Nov-16		This Calendar Year	
			SEX		SEX	
			F	M	F	M
Level 2 Felony	Aiding, Inducing or Causing an Offense (35-41-2-4)	Burglary (35-43-2-1)	-	1	-	3
		Dealing Methamphetamine (35-48-4-1.1)	-	-	-	1
		Kidnapping (35-42-3-2)	-	-	-	1
	Attempt to Commit a Felony (35-41-5-1)	Burglary (35-43-2-1)	-	-	-	1
		Dealing Cocaine or Narcotic Drug (35-48-4-1)	-	-	-	1
		Robbery (35-42-5-1)	-	-	-	1
	Battery (35-42-2-1)		-	-	1	1
	Burglary (35-43-2-1)		-	2	2	30
	Conspiracy (35-41-5-2)	Burglary (35-43-2-1)	-	-	-	1
		Dealing Cocaine or Narcotic Drug (35-48-4-1)	-	-	1	1
		Dealing Methamphetamine (35-48-4-1.1)	-	-	1	1
	Criminal Confinement (35-42-3-3)		-	-	-	2
	Dealing Cocaine or Narcotic Drug (35-48-4-1)		-	8	12	51
	Dealing Methamphetamine (35-48-4-1.1)		4	3	13	60
	Dealing Sched I, II, or III Cntrld Sub (35-48-4-2)		-	-	1	6
	Kidnapping (35-42-3-2)		-	-	-	2
	Possession - Destruct Device (35-47.5-5-2)		-	-	-	1
	Robbery (35-42-5-1)		1	2	3	18
	Voluntary Manslaughter (35-42-1-3)		1	-	1	13
Level 2 Felony Total			6	16	35	195

Felony Level	Primary Offense	Secondary Offense	Nov-16		This Calendar Year	
			SEX		SEX	
			F	M	F	M
Level 3 Felony	Accident/Failure to Stop-Serious Inj/Death (9-26-1-1.1)		-	2	2	8
	Aggravated Battery (35-42-2-1.5)		-	10	7	64
	Aiding, Inducing or Causing an Offense (35-41-2-4)	Dealing Cocaine or Narcotic Drug (35-48-4-1)	-	-	-	1
		Dealing Methamphetamine (35-48-4-1.1)	-	-	-	2
		Robbery (35-42-5-1)	-	-	-	9
	Arson (35-43-1-1)		-	-	2	-
	Attempt to Commit a Felony (35-41-5-1)	Aggravated Battery (35-42-2-1.5)	-	-	-	3
		Child Molesting (35-42-4-3)	-	-	-	2
		Dealing Methamphetamine (35-48-4-1.1)	-	-	-	1
		F337	-	-	-	1
		Kidnapping (35-42-3-2)	-	-	-	1
		Rape (35-42-4-1)	-	2	-	3
		Robbery (35-42-5-1)	-	2	-	7
	Battery (35-42-2-1)		-	2	2	7
	Burglary (35-43-2-1)		-	1	-	7
	Child Molesting (35-42-4-3)		-	1	2	34
	Conspiracy (35-41-5-2)	Dealing Cocaine or Narcotic Drug (35-48-4-1)	-	-	2	-
		Dealing Methamphetamine (35-48-4-1.1)	-	-	2	3
		Robbery (35-42-5-1)	-	-	1	1
	Criminal Confinement (35-42-3-3)		-	1	1	18
	Dealing Cocaine or Narcotic Drug (35-48-4-1)		-	5	7	49
	Dealing Methamphetamine (35-48-4-1.1)		2	3	15	37
	Dealing Sched I, II, or III Cntrld Sub (35-48-4-2)		-	1	1	4
	Dealing Sched IV Cntrld Sub (35-48-4-3)		-	-	-	3
	Disarm/Attempt to Disarm an Officer (35-44.1-3-2)		-	-	-	1
	Human Sexual Trafficking (35-42-3.5-1)		-	-	-	2
	Kidnapping (35-42-3-2)		-	1	1	1
	Neglect of a Dependent/Death (35-46-1-4)		-	2	8	16
	Possession of Cocaine or Narcotic Drug (35-48-4-6)		-	3	2	9
	Possession of Methamphetamine (35-48-4-6.1)		-	-	4	12
	Rape (35-42-4-1)		-	4	1	19
	Resisting Law Enforcement (35-44.1-3-1)		-	1	-	5
	Robbery (35-42-5-1)		4	18	24	201
Level 3 Felony Total			6	59	84	531

Felony Level	Primary Offense	Secondary Offense	Nov-16		This Calendar Year	
			SEX		SEX	
			F	M	F	M
Level 4 Felony	Aiding, Inducing or Causing an Offense (35-41-2-4)	BURGLARY (35-43-2-1)	-	2	2	11
		Dealing Cocaine or Narcotic Drug (35-48-4-1)	-	-	-	1
		Dealing Methamphetamine (35-48-4-1.1)	-	-	-	3
		Felon in Possession of a Firearm (35-47-4-5)	-	-	-	1
		Arson (35-43-1-1)	-	1	4	22
	Attempt to Commit a Felony (35-41-5-1)	BURGLARY (35-43-2-1)	-	1	-	2
		Dealing Methamphetamine (35-48-4-1.1)	1	1	1	2
		Sexual Misconduct with a Minor (35-42-4-9)	-	-	-	2
	BURGLARY (35-43-2-1)	4	20	43	280	
	Child Molesting (35-42-4-3)	-	5	1	65	
	Child Solicitation (35-42-4-6)	-	-	-	3	
	Conspiracy (35-41-5-2)	BURGLARY (35-43-2-1)	-	-	-	2
		Dealing Cocaine or Narcotic Drug (35-48-4-1)	-	-	-	1
		Dealing Methamphetamine (35-48-4-1.1)	-	1	1	3
	Dealing Cocaine or Narcotic Drug (35-48-4-1)	-	12	17	87	
	Dealing Methamphetamine (35-48-4-1.1)	1	6	15	104	
	Dealing Sched I, II, or III Cntrl Sub (35-48-4-2)	-	-	5	4	
	ESCAPE 35-44.1-3-4	-	1	-	1	
	Felon in Possession of a Firearm (35-47-4-5)	-	13	-	100	
	Incest (35-46-1-3)	-	-	-	1	
	Operating Vehicle Intoxicated/Death (9-30-5-5)	1	-	4	15	
	POSSESSION OF DANGEROUS DEVICE (35-44.1-3-7)	-	-	-	3	
	Possession of Cocaine or Narcotic Drug (35-48-4-6)	-	3	3	13	
	Possession of Methamphetamine (35-48-4-6.1)	-	2	-	21	
	Sexual Battery (35-42-4-8)	-	-	-	2	
	Sexual Misconduct with a Minor (35-42-4-9)	-	6	2	35	
	Stalking (35-45-10-5)	-	-	-	2	
Vicarious Sexual Gratification (35-42-4-5)	-	-	-	1		
Level 4 Felony Total			7	74	98	787

Felony Level	Primary Offense	Secondary Offense	Nov-16		This Calendar Year		
			SEX		SEX		
			F	M	F	M	
Level 5 Felony	ASSISTING A CRIMINAL (35-44.1-2-5)		-	-	-	2	
	Accident/Failure to Stop-Serious Inj/Death (9-26-1-8)		-	-	2	7	
	Aiding, Inducing or Causing an Offense (35-41-2-4)	ASSISTING A CRIMINAL (35-44.1-2-5)	1	-	1	-	
		BATTERY (35-42-2-1)	-	-	-	1	
		BURGLARY (35-43-2-1)	-	-	-	7	
		Criminal Recklessness (35-42-2-2)	-	-	-	1	
		DEALING IN METHAMPHETAMINE (35-48-4-1)	1	1	3	8	
		Dealing Cocaine or Narcotic Drug (35-48-4-1)	-	-	1	2	
		Dealing Methamphetamine (35-48-4-1.1)	-	-	-	1	
		Dealing Sched IV Cntrl Sub (35-48-4-3)	-	-	1	-	
		Intimidation (35-45-2-1)	-	-	-	1	
		Robbery (35-42-5-1)	-	-	-	1	
		Attempt to Commit a Felony (35-41-5-1)	BATTERY (35-42-2-1)	-	-	-	5
			BURGLARY (35-43-2-1)	-	-	-	5
			Child Exploitation (35-42-4-4)	-	-	-	1
			DEALING IN METHAMPHETAMINE (35-48-4-1)	-	-	-	2
			Dealing Cocaine or Narcotic Drug (35-48-4-1)	-	-	-	2
			ESCAPE (35-44.1-3-4)	1	1	1	1
			Fraud on Financial Institution (35-43-5-8)	-	-	-	1
	Kidnapping (35-42-3-2)		-	-	-	1	
	Manufacture Destruct Device		-	-	-	1	
	Robbery (35-42-5-1)		-	1	1	9	
	TRAFFICKING WITH AN INMATE (35-44.1-3-5)	-	1	-	2		
	BATTERY (35-42-2-1)	3	29	42	270		
	BURGLARY (35-43-2-1)	-	20	18	226		
	Bribery (35-44.1-1-2)	-	-	-	1		
	CRIMINAL CONFINEMENT (35-42-3-3)	-	1	1	35		
	Child Exploitation (35-42-4-4)	-	1	-	7		
	Child Seduction (35-42-4-7)	-	-	-	1		
	Child Solicitation (35-42-4-6)	-	3	1	18		
	Conspiracy (35-41-5-2)	BATTERY (35-42-2-1)	-	1	-	2	
		BURGLARY (35-43-2-1)	-	-	1	2	
		DEALING IN METHAMPHETAMINE (35-48-4-1)	-	-	2	7	
		Dealing Cocaine or Narcotic Drug (35-48-4-1)	-	-	1	1	
		Dealing Sched I, II, or III Cntrl Sub (35-48-4-2)	-	-	-	1	
		Fraud on Financial Institution (35-43-5-8)	-	-	-	1	
		Robbery (35-42-5-1)	1	-	2	2	
		TRAFFICKING WITH AN INMATE (35-44.1-3-5)	-	-	2	2	

Felony Level	Primary Offense	Secondary Offense	Nov-16		This Calendar Year	
			SEX	SEX	SEX	SEX
			F	M	F	M
Level 5 Felony	Conversion (35-43-4.3)		-	-	-	2
Cont.	Corrupt Business Influence (35-45-6.2)		1	1	8	19
	Criminal Recklessness (35-42-2.2)		-	2	2	28
	DEALING IN METHAMPHETAMINE (35-48-4.1.1)		5	13	46	155
	Dangerous Control of a Handgun (35-47-10-6)		-	-	1	1
	Dealing Cocaine or Narcotic Drug (35-48-4-1)		2	15	52	121
	Dealing Marijuana, Hash Oil, or Hashish (35-48-4-10)		-	-	-	6
	Dealing Methamphetamine (35-48-4-1.1)		3	6	14	53
	Dealing Sched I, II, or III Cntrld Sub (35-48-4-2)		-	-	3	12
	Dealing Sched IV Cntrld Sub (35-48-4-3)		-	-	-	1
	Dealing Sched V Controlled Substance (35-48-4-4)		-	1	-	1
	Dealing/Poss. Look-Alike Subs (35-48-4-4.6)		-	-	3	9
	Disarm/Attempt to Disarm an Officer (35-44.1-3-2)		-	1	-	4
	Domestic Battery (35-42-2-1.3)		-	4	-	5
	ESCAPE (35-44.1-3-4)		1	1	6	23
	Failure to Register as a Sex Offender (11-8-8-17)		-	5	-	74
	Firearm w/in One Mile of School (35-47-2-1)		-	16	3	136
	Fraud on Financial Institution (35-43-5-8)		1	2	8	28
	Incest (35-46-1-3)		-	-	-	2
	Intimidation (35-45-2-1)		-	4	5	52
	Kidnapping (35-42-3-2)		-	-	-	2
	Money Laundering (35-45-15-5)		-	-	-	1
	Neglect of a Dependent/Death (35-46-1-4)		-	-	1	9
	Non-Support of Dependent Child (35-46-1-5)		-	2	1	4
	OP VEH AFT LIFE SUSP (9-30-10-17)		2	14	15	164
	Obliterating Handgun I.D. (35-47-2-18)		-	-	-	5
	Operating Vehicle Intox-Prior (9-30-5-3)		-	-	1	-
	Operating Vehicle Intoxicated/Death (9-30-5-5)		-	-	-	9
	Operating Vehicle Intoxicated/Injury (9-30-5-4)		-	-	1	3
	POSSESSION OF SYRINGES OR NEEDLES 16-42-19-18		-	1	3	9
	Possession OF Dangerous Device (35-44.1-3-7)		-	-	1	-
	Possession of Cocaine or Narcotic Drug 35-48-4-6		-	7	8	46
	Possession of Precursors (35-48-4-14.5)		-	-	1	5
	Promoting Prostitution (35-45-4-4)		-	-	-	1
	Reckless Homicide (35-42-1-5)		-	1	1	10
	Resisting Law Enforcement (35-44.1-3-1)		-	-	-	4
	Robbery (35-42-5-1)		2	9	14	106
	Sexual Misconduct with a Minor (35-42-4-9)		-	4	3	31
	Stalking (35-45-10-5)		-	2	1	18
	TRAFFICKING WITH AN INMATE (35-44.1-3-5)		3	-	12	9
	Theft, Receiving Stolen Property (35-43-4-2)		-	-	-	5
	UNLAWFUL MEDICAL PRACTICE (25-22.5-8-2)		1	-	1	-
	Unlawful Transfer of Handgun Ownership (35-47-2-7(B))		-	-	-	1
Level 5 Felony Total			28	170	295	1811

Felony Level	Primary Offense	Secondary Offense	Nov-16		This Calendar Year	
			SEX	SEX	SEX	SEX
			F	M	F	M
Level 6 Felony	AIDING IN MANUFACTURE OF SCH II CONT SUB (35-48-4-2)		-	1	1	3
	Accident/Failure to Stop-Serious Inj/Death (9-26-1-8)		-	1	-	1
	Aiding, Inducing or Causing an Offense (35-41-2-4)	Criminal Confinement (35-42-3-3)	-	-	-	1
	Arson (35-43-1-1)		-	-	-	1
	Attempt to Commit a Felony (35-41-5-1)	RESIDENTIAL ENTRY (35-43-2-1.5)	-	-	-	2
	Auto Theft, Receiving Stolen Parts (35-43-4-2.5)		1	1	3	31
	BATTERY 35-42-2-1		-	3	2	19
	CRIMINAL CONFINEMENT (35-42-3-3)		-	1	3	10
	CRIMINAL RECKLESSNESS (35-42-2.2)		1	1	2	3
	CRIMINAL TRESPASS (35-43-2-2)		-	-	-	2
	Criminal Confinement (35-42-3-3)		-	-	-	2
	Dealing Marijuana, Hash Oil, or Hashish (35-48-4-10)		-	-	-	1
	Dealing Subs. Represent as Cntrld Subs. (35-48-4-4.5)		-	-	-	4
	Dealing/Poss. Look-Alike Subs (35-48-4-11.5)		-	1	1	2
	ESCAPE 35-44.1-3-4		1	4	9	17
	FAIL TO REGR SEX OFF (11-8-8-17)		-	-	1	1
	FORGERY,COUNTERFEITING,APPLICATION FRAUD (35-43-5-2)		-	2	3	10
	INTIMIDATION (35-45-2-1)		-	3	-	9
	INVASION OF PRIVACY (35-46-1-15.1)		-	-	-	5
	Identity Deception (35-43-5-3.5)		-	-	2	-
	Insurance Fraud (35-43-5-4.5)		1	-	3	2
	Maintaining Common Nuisance (35-48-4-13)		-	1	1	8
	Neglect of a Dependent/Death (35-46-1-4)		-	-	-	4
	Non-Support of Dependent Child (35-46-1-5)		1	-	2	1
	OPER VEHICLE - INTOX - PREV CONVICTION (9-30-5-3)		-	1	1	12
		Habitual Offender Controlled Substance (35-50-2-1)	-	-	-	5
	Obstruction of Justice (35-44.1-2-2)		-	-	1	1
	Operating Vehicle Intoxicated-Contrld Sub (9-30-5-1)		-	1	-	3
		Habitual Offender Controlled Substance (35-50-2-1)	-	-	-	1
	Operating Vehicle Intoxicated-Endanger (9-30-5-2)		1	1	1	11
		Habitual Offender Controlled Substance (35-50-2-1)	-	1	-	3
	Operating Vehicle-Habitual Violation (9-30-10-16)		-	-	4	6
		Habitual Offender Controlled Substance (35-50-2-1)	-	-	-	2
	POSS PARAPHERNALIA (35-48-4-8.3)		-	-	-	1
	POSSESS PRECURSORS (35-48-4-14.5)		-	1	3	5
	POSSESSION OF CHILD PORNOGRAPHY (35-42-4-4(C))		-	-	-	4
	POSSESSION OF SYRINGES OR NEEDLES (16-42-19-18)		-	-	4	9
	POSSESSION OR USE OF LEGEND DRUG (16-42-19-13)		1	-	1	1
	PROSTITUTION (35-45-4-2)		-	-	1	-
	Possession Sched IV Cntrld Sub w/in 1,000 ft (35-48-4-7)		-	-	-	1
	Possession of Cocaine or Narcotic Drug (35-48-4-6)		-	3	5	29
	Possession of Methamphetamine (35-48-4-6.1)		-	1	10	33
		Habitual Offender Controlled Substance (35-50-2-1)	1	-	1	-
	RESIDENTIAL ENTRY (35-43-2-1.5)		-	2	1	13
	RESISTING LAW ENFORC (35-44.1-3-1)		1	2	2	16
	Sexual Battery (35-42-4-8)		-	-	-	2
	Strangulation (35-42-2-9)		-	4	-	7
	Theft, Receiving Stolen Property (35-43-4-2)		4	5	34	82
	Voyeurism (35-45-4-5)		-	1	-	2
Level 6 Felony Total			13	42	102	388

Felony Level	Primary Offense	Secondary Offense	Nov-16		This Calendar Year	
			SEX		SEX	
			F	M	F	M
Habitual Off	Habitual Offender (35-50-2-8)		-	1	-	4
Habitual Off Total			-	1	-	4

Felony Level	Primary Offense	Secondary Offense	Nov-16		This Calendar Year	
			SEX		SEX	
			F	M	F	M
Murder (35-42-1-1)	Murder (35-42-1-1)		-	6	3	79
Murder Total			-	6	3	79

			Nov-16		This Calendar Year	
			SEX		SEX	
			F	M	F	M
Grand Total			98	559	1258	6923

Note: Offense data may not be available for all offenders at the time this table was prepared.
Only new commitments and probation violations are reported on this table.
Parole and Community Transition Program violators are excluded on this table.
Source: SAS - all.citations_mso.pgm
(16-7)

Indiana Department of Correction

Graph A

Female Population by Most Serious Offense Felony Level*

December 01, 2016

N = 2,207

Other**

2.28%

Felony 6

5.35%

Murder

5.39%

Felony A

11.79%

Felony 5

14.42%

Felony B

29.24%

Felony 4

6.71%

Felony 3

5.04%

Felony C

10.30%

Felony 1

0.31%

Felony 2

2.19%

Felony D

6.97%

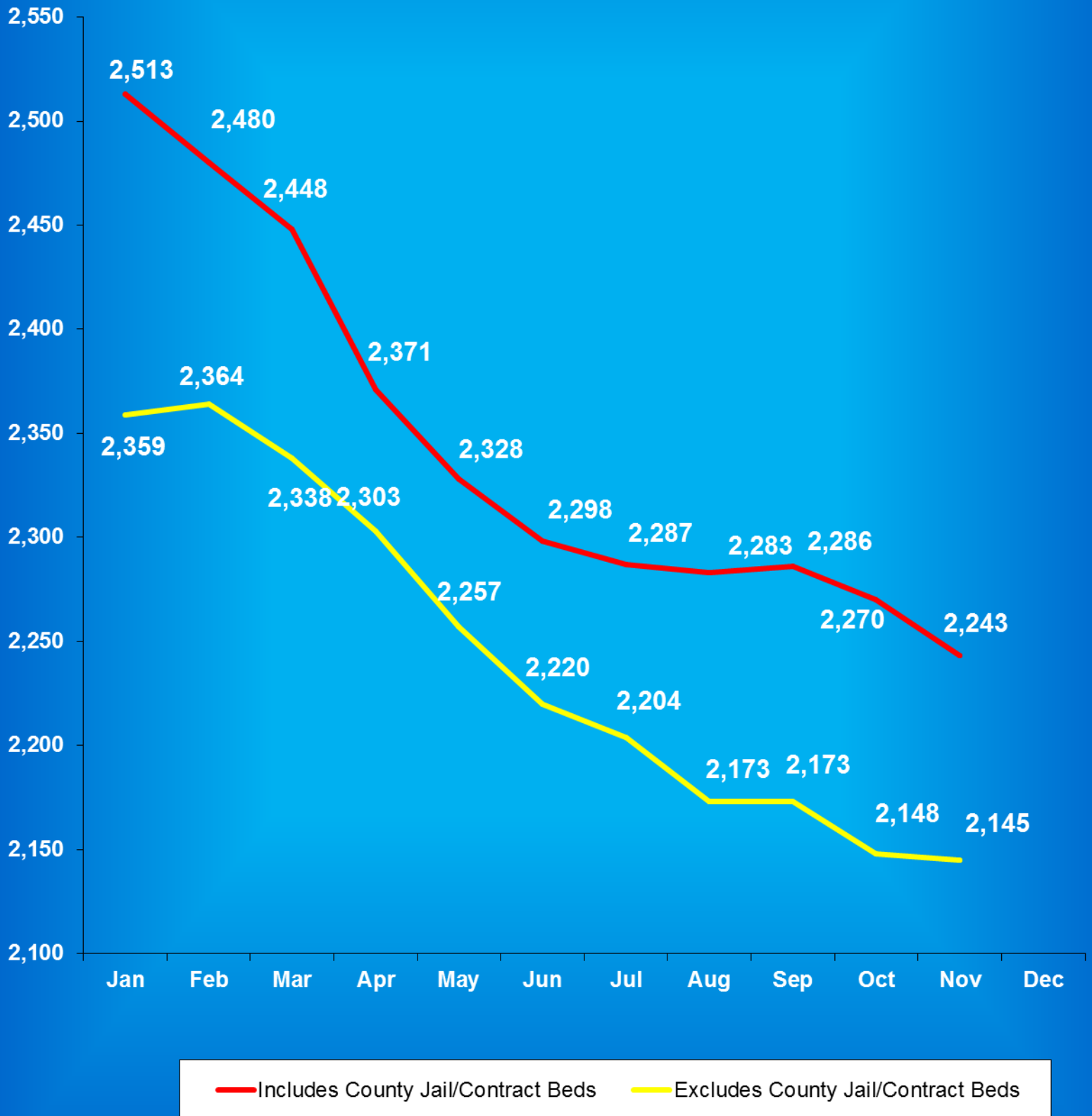
* Includes Offenders Held in County Jails and Contracted Beds

** Other includes Safekeepers, Predispositions, Habitual Offenders, Misdemeanants, and Unknowns

Indiana Department of Correction

Graph B

Average Daily Adult Female Offender Populations
Calendar Year 2016

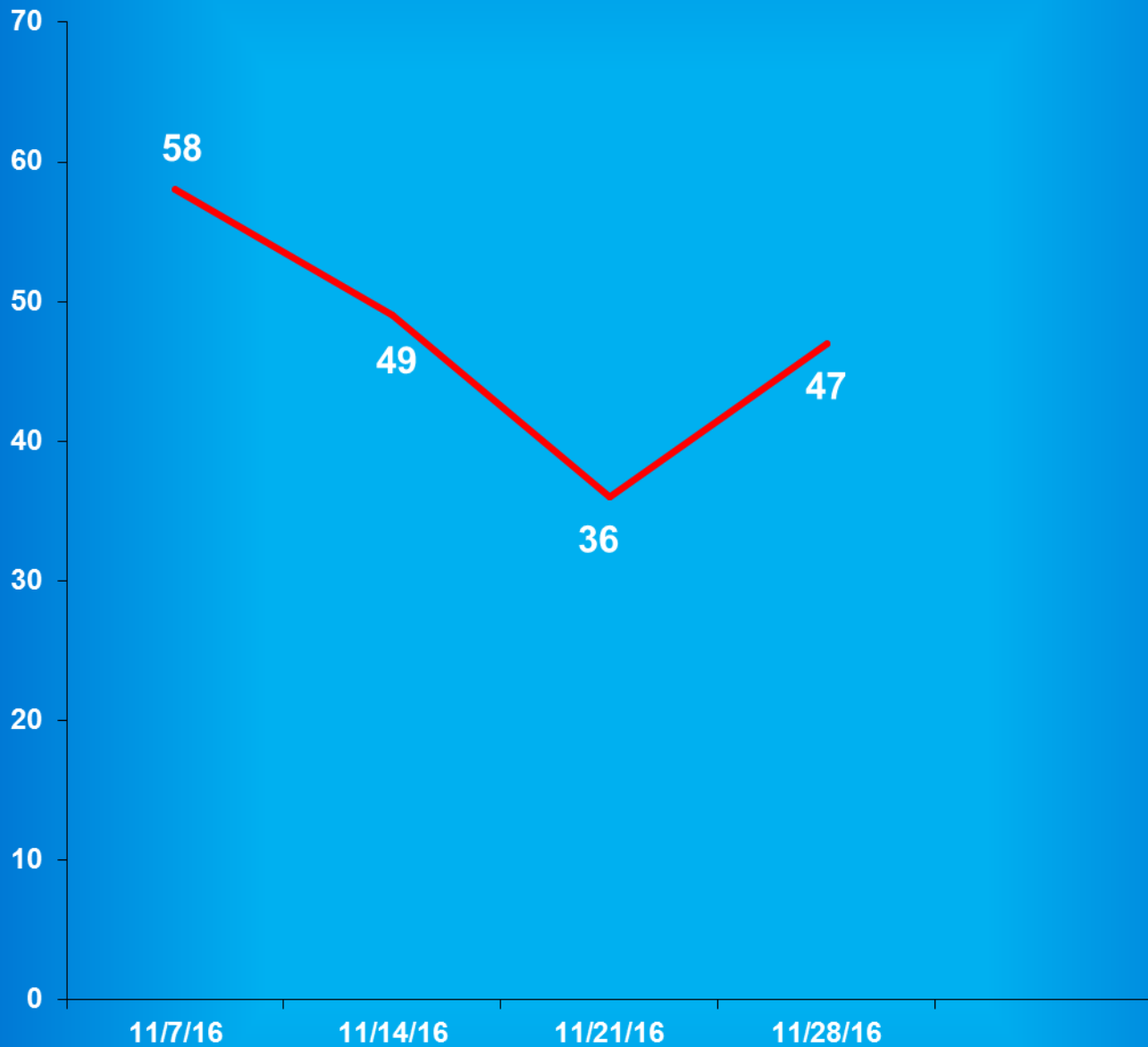


Indiana Department of Correction

Graph C

Adult Females Held in County Jails

November 2016



- Offenders held in county jails are newly sentenced offenders with completed court documents who are awaiting transfer to a DOC facility.

- Jail counts are a dynamic number that are affected by a variety of factors, including; sentencing trends, available DOC beds, and intake process completion.

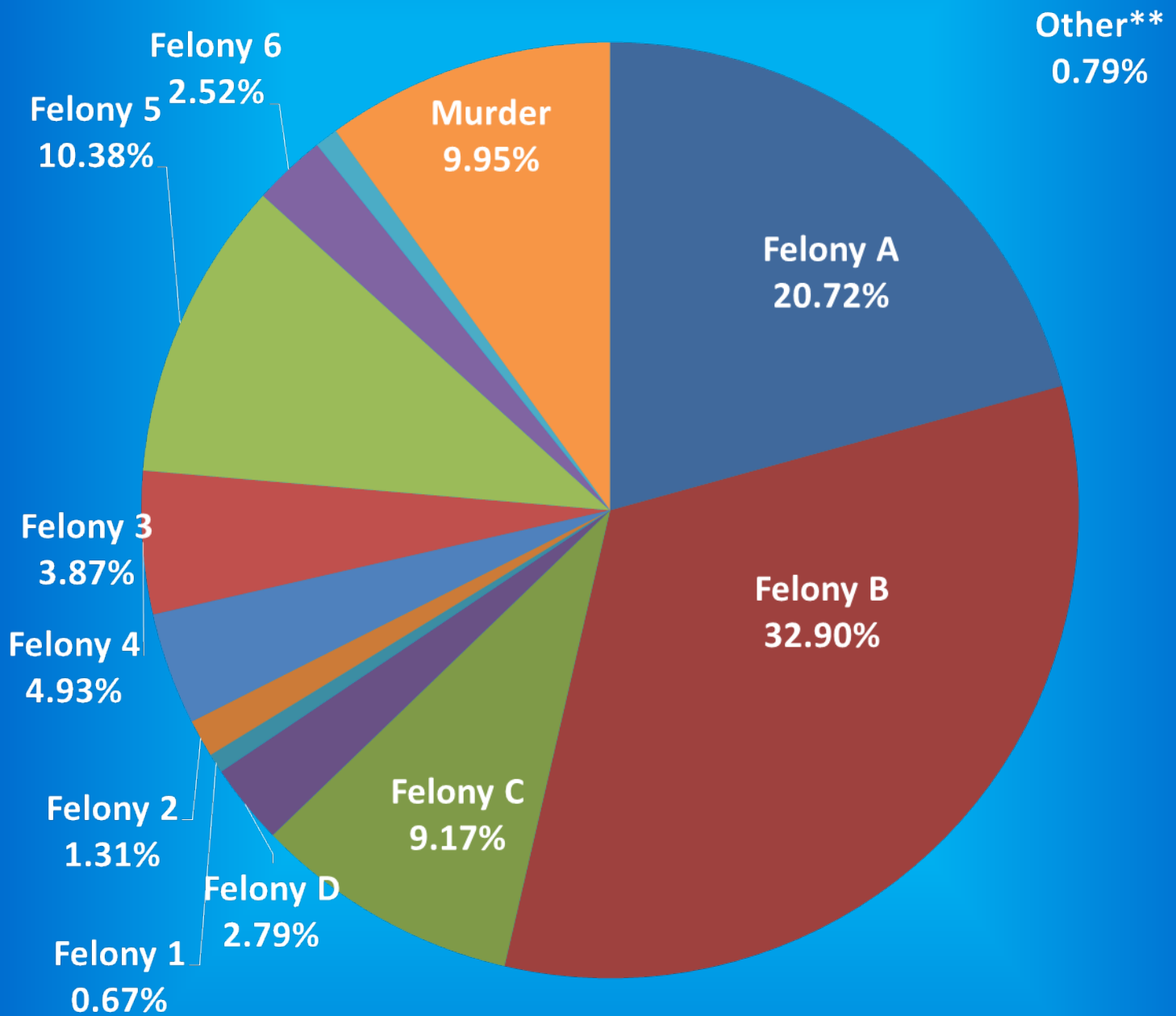
Indiana Department of Correction

Graph D

Male Population by Most Serious Offense Felony Level*

December 01, 2016

N = 23,398



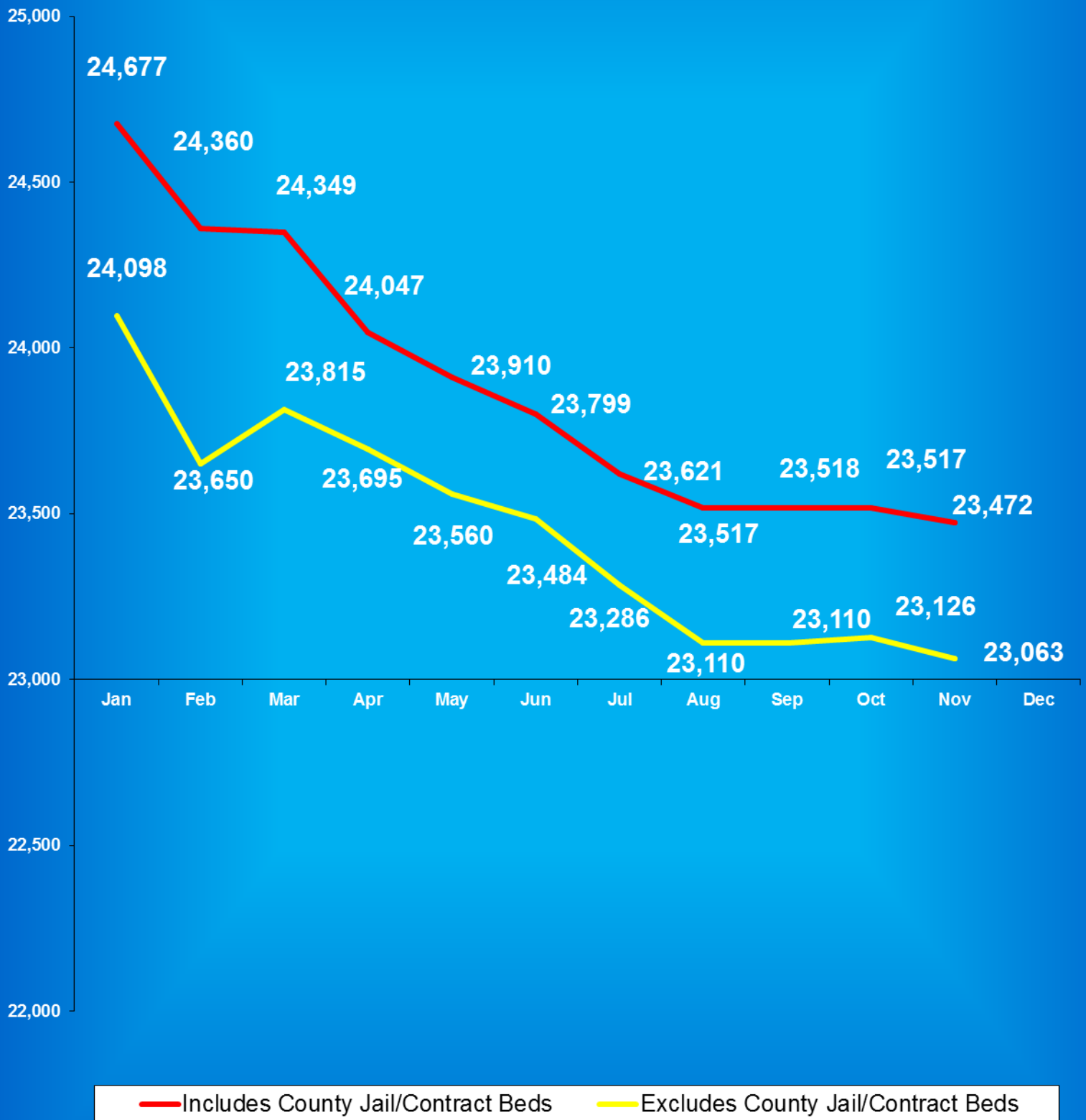
• Includes Offenders Held in County Jails and Contracted Beds

** Other includes Safekeepers, Predispositions, Habitual Offenders, Misdemeanants, and Unknowns

Indiana Department of Correction

Graph E

Average Daily Adult Male Offender Populations Calendar Year 2016

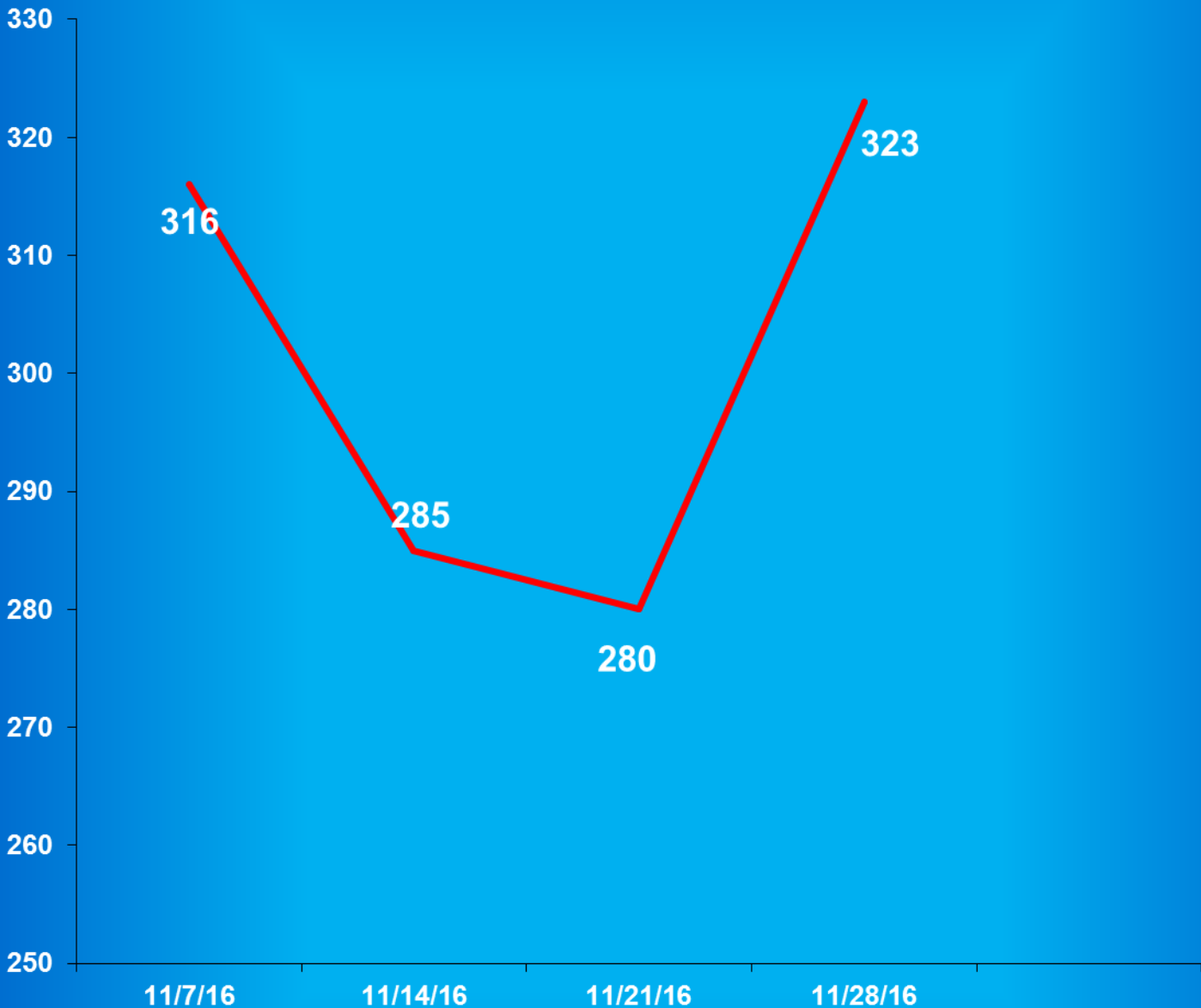


Indiana Department of Correction

Graph F

Adult Males Held in County Jails

November 2016



- Offenders held in county jails are newly sentenced offenders with completed court documents who are awaiting transfer to a DOC facility.

- Jail counts are a dynamic number that are affected by a variety of factors, including; sentencing trends, available DOC beds, and intake process completion.



Juvenile Offender Statistics



Indiana Department Of Correction
Table 13
Monthly Facility Admissions and Releases

Juvenile Offenders
November 2016

Admissions of All Juvenile Males

New Commitment	Re- Commitment	Parolee Return	Return From Escape	Diagnostics/ Walk-Thrus
28	14	3	0	7

Releases of All Juvenile Males

Discharge	Parole	Escape	Diagnostics/ Walk-Thrus
32	6	0	4

Admissions of All Juvenile Females

New Commitment	Re- Commitment	Parolee Return	Return From Escape	Diagnostics/ Walk-Thrus
6	2	0	0	2

Releases of All Juvenile Females

Discharge	Parole	Escape	Diagnostics/ Walk-Thrus
5	1	0	3

Sources:
SAS - mnthadm4_pgm_tbl13.pgm
SAS - mnthext4_pgm_tbl13.pgm

Indiana Department of Correction

Table 14

New Admissions by County of Commitment - Juveniles

November 2016

County	Admission Type			County	Admission Type		
	New Commits	Re Commits	Total		New Commits	Re Commits	Total
Adams	0	0	0	Madison	0	0	0
Allen	2	1	3	Marion	3	1	4
Bartholomew	0	0	0	Marshall	1	1	2
Benton	1	0	1	Martin	0	0	0
Blackford	0	0	0	Miami	0	0	0
Boone	0	0	0	Monroe	0	0	0
Brown	0	0	0	Montgomery	0	0	0
Carroll	0	0	0	Morgan	0	1	1
Cass	1	0	1	Newton	0	0	0
Clark	0	0	0	Noble	0	0	0
Clay	0	0	0	Ohio	0	0	0
Clinton	0	0	0	Orange	0	0	0
Crawford	0	0	0	Owen	0	0	0
Daviess	0	0	0	Parke	1	0	1
Dearborn	1	0	1	Perry	0	0	0
Decatur	0	0	0	Pike	0	0	0
DeKalb	0	0	0	Porter	0	1	1
Delaware	0	0	0	Posey	0	0	0
Dubois	1	0	1	Pulaski	0	0	0
Elkhart	3	1	4	Putnam	0	0	0
Fayette	0	0	0	Randolph	0	0	0
Floyd	0	0	0	Ripley	2	0	2
Fountain	0	0	0	Rush	0	0	0
Franklin	0	0	0	St. Joseph	3	2	5
Fulton	0	0	0	Scott	1	0	1
Gibson	0	0	0	Shelby	1	2	3
Grant	0	0	0	Spencer	0	0	0
Greene	0	0	0	Starke	0	0	0
Hamilton	0	0	0	Steuben	0	1	1
Hancock	0	0	0	Sullivan	0	0	0
Harrison	0	0	0	Switzerland	0	0	0
Hendricks	1	0	1	Tippecanoe	1	1	2
Henry	1	0	1	Tipton	0	0	0
Howard	0	0	0	Union	0	0	0
Huntington	0	1	1	Vanderburgh	1	0	1
Jackson	0	0	0	Vermillion	0	0	0
Jasper	0	0	0	Vigo	1	0	1
Jay	0	0	0	Wabash	0	0	0
Jefferson	0	0	0	Warren	0	0	0
Jennings	0	0	0	Warrick	0	0	0
Johnson	0	0	0	Washington	0	0	0
Knox	1	0	1	Wayne	1	0	1
Kosciusko	0	0	0	Wells	1	0	1
LaGrange	0	0	0	White	0	0	0
Lake	3	1	4	Whitley	1	0	1
LaPorte	0	1	1	Unknown	0	1	1
Lawrence	1	0	1	Totals	34	16	50

This data is based on most serious offense and excludes parole violations.

Source: Mnthadm4_pgm_tbl14.pgm

Indiana Department of Correction

Table 15

Monthly Releases by County of Commitment - Juveniles

November 2016

County	Release Type			County	Release Type		
	Discharge	Parole	Total		Discharge	Parole	Total
Adams	0	0	0	Madison	1	0	1
Allen	4	0	4	Marion	4	0	4
Bartholomew	0	0	0	Marshall	0	0	0
Benton	0	0	0	Martin	0	0	0
Blackford	0	0	0	Miami	1	0	1
Boone	0	0	0	Monroe	0	0	0
Brown	0	0	0	Montgomery	1	0	1
Carroll	0	0	0	Morgan	1	0	1
Cass	0	1	1	Newton	0	0	0
Clark	2	0	2	Noble	1	0	1
Clay	0	0	0	Ohio	0	0	0
Clinton	2	0	2	Orange	0	0	0
Crawford	0	0	0	Owen	0	0	0
Daviess	1	0	1	Parke	0	0	0
Dearborn	0	0	0	Perry	0	0	0
Decatur	0	0	0	Pike	0	0	0
DeKalb	1	0	1	Porter	0	0	0
Delaware	0	0	0	Posey	0	0	0
Dubois	0	0	0	Pulaski	0	0	0
Elkhart	0	2	2	Putnam	0	0	0
Fayette	2	0	2	Randolph	0	0	0
Floyd	0	0	0	Ripley	2	0	2
Fountain	0	0	0	Rush	0	0	0
Franklin	1	0	1	St. Joseph	0	0	0
Fulton	0	0	0	Scott	0	0	0
Gibson	0	0	0	Shelby	0	0	0
Grant	0	0	0	Spencer	0	0	0
Greene	1	0	1	Starke	0	0	0
Hamilton	0	0	0	Steuben	0	0	0
Hancock	0	1	1	Sullivan	0	0	0
Harrison	0	0	0	Switzerland	0	0	0
Hendricks	1	1	2	Tippecanoe	1	0	1
Henry	0	0	0	Tipton	0	0	0
Howard	0	0	0	Union	0	0	0
Huntington	1	0	1	Vanderburgh	3	1	4
Jackson	0	0	0	Vermillion	0	0	0
Jasper	0	0	0	Vigo	0	0	0
Jay	0	0	0	Wabash	0	0	0
Jefferson	0	0	0	Warren	0	0	0
Jennings	0	0	0	Warrick	0	0	0
Johnson	0	0	0	Washington	1	1	2
Knox	1	0	1	Wayne	0	0	0
Kosciusko	1	0	1	Wells	0	0	0
LaGrange	0	0	0	White	0	0	0
Lake	3	0	3	Whitley	0	0	0
LaPorte	0	0	0	Unknown	0	0	0
Lawrence	0	0	0	Totals	37	7	44

Some discharges may be releases to County Probation - data is unable to be separated.

Diagnostics and Escapes are excluded.

Source: Mnthext4_pgm_tb15.pgm

Indiana Department of Correction
Table 16
Total Number of Committing Offenses for Juveniles
Committed to the Indiana Department of Correction

November 2016

OFFENSE (Citation Code)	THE NUMBER OF OFFENSES			
	This Month		This Calendar Year	
	Female	Male	Female	Male
LEVEL I				
Aggravated Battery (35-42-2-1.5)	0	0	0	1
Arson (35-43-1-1)	0	0	0	4
Battery (35-42-2-1)	1	1	19	30
Battery by Bodily Waste (35-42-2-6)	0	0	0	1
Burglary (35-43-2-1)	0	4	1	71
Carjacking (35-42-5-2)	0	0	0	0
Carrying Handgun w/o License (35-47-2-1)	0	0	0	12
Changing, Altering, Removing, Obliterating ID of Handgun (35-47-2-18)	0	0	0	1
Child Exploitation (35-42-4-4)	0	0	0	0
Child in Possession of Handgun (35-47-10-5)	0	5	0	24
Child Molesting (35-42-4-3)	0	4	0	28
Child Seduction (35-42-4-7)	0	0	0	0
Child Selling (35-46-1-4)	0	0	0	0
Child Solicitation (35-42-4-6)	0	0	0	0
Consumer Product Tampering (35-45-8-3)	0	0	0	0
Criminal Confinement (35-42-3-3)	0	0	0	2
Criminal Gang Intimidation (35-45-9-4)	0	0	0	0
Criminal Gang Recruitment	0	0	0	1
Criminal Deviate Conduct (35-42-4-2)	0	0	0	0
Criminal Recklessness (35-42-2-2)	0	0	1	11
Danger Possession Firearm	0	7	0	24
Dealing in a Sawed-Off Shotgun (35-47-5-4.1)	0	0	0	0
Distribution of a Destructive Device (IC 35-47.5-5-5)	0	0	0	0
Domestic Battery (35-42-2-1.3)	0	2	0	2
Driving While Intoxicated Resulting in Death (9-30-5-5)	0	0	0	0
False, Altering Handgun License (35-47-2-22)	0	0	0	0
False Application for Handgun (35-47-2-8)	0	0	0	0
Feticide (35-42-1-6)	0	0	0	0
Handgun, False ID (35-47-2-17)	0	0	0	0
Incest (35-46-1-3)	0	0	0	0
Interference with Custody (35-42-3-4)	0	0	0	0
Intimidation (35-45-2-1)	0	0	0	1
Involuntary Manslaughter (35-42-1-4)	0	0	0	0
Kidnapping (35-42-3-2)	0	0	0	0
Murder (35-42-1-1)	0	0	0	1
Neglect of a Dependent (35-46-1-4)	0	0	0	0
Operation of a Machine Gun/Hurling a Bomb (35-47-5-9)	0	0	0	0
Overpass Mischief (35-42-2-5)	0	0	0	0
Pointing a Firearm (35-47-4-3)	0	0	0	0
Possession of Firearm on School Property (35-47-9-2)	0	0	0	0
Possession of a Machine Gun or Bomb (35-47-5-9)	0	0	0	0
Rape (35-42-4-1)	0	0	0	5
Reckless Homicide (35-42-1-5)	0	0	0	1
Resisting Law Enforcement (35-44-3-3)	0	0	0	0
Robbery (35-42-5-1)	0	2	3	68

LEVEL I (Cont.)

	THE NUMBER OF OFFENSES			
	This Month		This Calendar Year	
	Female	Male	Female	Male
Sell, Manufacture, Possess, Purchase Explosive (35-47-5-1)	0	0	0	0
Sell, Transfer, HIV Blood (35-42-1-7)	0	0	0	0
Selling, Transferring, Giving Handgun to Under 18 (35-47-2-7)	0	0	0	0
Sexual Battery (35-42-4-8)	0	0	0	3
Sexual Misconduct (35-44-1-5)	0	0	0	0
Sexual Misconduct with a Minor (35-42-4-9)	0	0	0	0
Stalking (35-45-10-5)	0	0	0	0
Strangulation (35-42-2-9)	0	0	0	4
Unlawful Delivery of Confiscated Firearm (35-47-3-4)	0	0	0	0
Unlawful Use of Body Armor (35-47-5-13)	0	0	0	0
Unlawful Use of Stun Gun (35-47-8-5)	0	0	0	0
Vicarious Sexual Gratification (35-42-4-5)	0	0	0	0
Voluntary Manslaughter (35-42-1-3)	0	0	0	0
Sub-Total	1	25	24	295

LEVEL II

Assisting a Criminal (35-44-3-2)	0	0	0	1
Chinese Throwing Star (35-47-5-12)	0	0	0	0
Criminal Gang Activity (35-45-9-3)	0	0	0	1
Criminal Recklessness (35-42-2-2)	0	0	0	0
Dealing Anabolic Steroid (16-42-19-27)	0	0	0	0
Dealing in a Schedule I, II, or III Controlled Substance (35-48-4-2)	0	1	0	2
Dealing in a Schedule IV Controlled Substance (35-48-4-3)	0	0	0	0
Dealing in a Schedule V Controlled Substance (35-48-4-4)	0	0	0	0
Dealing in a Substance Represented to be a Controlled Substance (35-48-4-4.5)	0	0	0	0
Dealing in Cocaine or Narcotic Drug (35-48-4-1)	0	0	0	1
Dealing in Marijuana, Hash Oil, or Hashish (35-48-4-10)	0	0	0	3
Dealing Methamphetamine (35-48-4-1.1)	0	0	0	0
Delivery of Weapon to Intoxicated Person (35-47-4-1)	0	0	0	0
Escape/Failure to Return to Lawful Detention (35-44-3-5)	1	1	10	17
Interference with Custody (35-42-3-4)	0	0	0	0
Intimidation (35-45-2-1)	0	1	2	31
Knife with Automatic Blade (35-47-5-2)	0	0	0	0
Loan Sharking (35-45-7-2)	0	0	0	0
Maintaining a Common Nuisance (35-48-4-13)	0	0	0	1
Manufacture, Distribution, Possession of a Substance Represented to be a Controlled Substance (35-48-4-4.6)	0	0	0	0
Neglect of a Dependent (35-46-1-4)	0	0	0	0
Possession of a Controlled Substance (35-48-4-7)	0	0	0	2
Possession of a Knife on School Property (35-47-5-2.5)	0	0	0	1
Poss precursors w/intent to manufacture etc. (35-48-4-14.5)	0	0	0	0
Promoting Prostitution (35-45-4-4)	0	0	0	0
Purchase, Possession or Sale of Stun Gun (35-47-8-5)	0	0	0	0
Resisting Law Enforcement (35-44-3-3)	0	3	0	14
Rioting with a Deadly Weapon (35-45-1-2)	0	0	0	0
Sale, Possession, Use of Legend Drug (16-42-19-27)	0	0	0	0
Sexual Misconduct with a Minor (35-42-4-9)	0	0	0	0
Stalking (35-45-10-5)	0	0	0	0
Trafficking with an Inmate (35-44-3-9)	0	0	0	1
Use of Stun Gun in Commission of a Crime (35-47-8-5)	0	0	0	0
Sub-Total	1	6	12	75

LEVEL III	THE NUMBER OF OFFENSES			
	This Month		This Calendar Year	
	Female	Male	Female	Male
Accident/Failure to Stop (9-26-1-8)	0	0	0	0
Accident, Property Damage with Injury (9-26-1-8)	0	0	0	0
Altering or Damaging Computer (35-43-1-4)	0	0	0	0
Auto Theft, Receiving Stolen Parts (35-43-4-2.5)	0	3	4	37
Battery (35-42-2-1)	2	4	22	75
Bestiality	0	0	0	0
Bribery (35-44-1-1)	0	0	0	0
Burglary (35-43-2-1)	0	0	0	5
Check Deception (35-43-5-5)	0	0	0	0
Check Fraud (35-43-5-12)	0	0	0	0
Child Exploitation (35-42-4-4)	0	0	0	0
Controlled Substance Registration (35-48-4-14)	0	0	0	0
Conversion (35-43-4-3)	2	2	5	18
Criminal Mischief (35-43-1-2)	1	4	14	60
Criminal Recklessness (35-42-2-2)	0	0	0	3
Criminal Trespass (35-43-2-2)	0	1	1	16
Dealing in Altered Property (35-43-4-2.3)	0	0	0	0
Dealing in Marijuana, Hash Oil, or Hashish (35-48-4-10)	0	1	0	2
Dealing in Paraphernalia (35-48-4-8.5)	0	0	0	0
Dealing in a Schedule IV Controlled Substance (35-48-4-3)	0	0	0	0
Distribution of Material Harmful to Minor (35-49-3-3)	0	0	1	0
Escape/Failure to Return to Lawful Detention (35-44-3-5)	0	2	14	47
Failure to Appear (35-44-3-6)	0	0	0	0
False Reporting (35-44-2-2)	0	1	0	1
Forgery (35-43-5-2)	0	0	0	1
Fraud (35-43-5-4)	0	0	0	3
Fraud on Financial Institution (35-45-5-8)	0	0	0	0
Home Improvement Fraud (35-43-6-13)	0	0	0	0
Identity Deception (35-43-5-3.5)	0	0	0	0
Interference with Custody (35-42-3-4)	0	0	0	0
Interference with Reporting Crime (35-42-2-5)	0	0	0	0
Invasion of Privacy (35-46-1-15.1)	0	0	0	2
Kill Domestic Animal	0	0	0	1
Manufacture of Paraphernalia (35-48-4-8.1)	0	0	0	0
Nonsupport of Child (35-46-1-5)	0	0	0	0
Nonsupport of Spouse (35-46-1-6)	0	0	0	0
Obscene Performance (35-49-3-1)	0	0	0	0
Obstructing Fireman (35-44-3-8)	0	0	0	0
Obstructing Traffic (35-42-2-4)	0	0	0	0
Obstruction of Justice (35-44-3-4)	0	0	0	0
Operating Vehicle After Lifetime Forfeiture (9-30-10-17)	0	0	0	0
Operating Vehicle While Intoxicated (9-30-5-4)	0	0	0	0
Operating Vehicle While Intoxicated with Prior (9-30-5-3)	0	0	0	0

LEVEL III (Cont.)

THE NUMBER OF OFFENSES

	This Month		This Calendar Year	
	Female	Male	Female	Male
Patronizing a Prostitute (35-45-4-3)	0	0	0	0
Perjury (35-44-2-1)	0	0	0	0
Possession of Cocaine or Narcotic Drug (35-48-4-6)	0	1	0	4
Possession of a Controlled Substance (35-48-4-7)	0	1	2	7
Possession/Use of Legend Drug (16-42-19-13)	1	1	1	3
Possession of Marijuana, Hash Oil, or Hashish (35-48-4-11)	0	0	0	0
Possession of Methamphetamines (35-48-4-6.1)	0	0	1	4
Possession of Paraphernalia (35-48-4-8.3)	0	0	0	0
Possession of a Syringe (16-42-19-18)	0	0	1	4
Professional Gambling (35-45-5-3)	0	0	0	0
Profiting from Adoption (35-46-1-9)	0	0	0	0
Promoting Professional Gambling (35-45-5-4)	0	0	0	0
Promoting Prostitution (35-45-4-4)	0	0	0	0
Prostitution (35-45-4-2)	0	0	0	0
Public Indecency (35-45-4-1)	0	0	0	0
Public Nudity (35-45-4-1.5)	0	0	0	0
Railroad Mischief (35-42-2-5.5)	0	0	0	0
Receiving Stolen Auto Parts (35-43-4-2.5)	0	1	0	3
Receiving Stolen Property (35-43-4-2)	0	0	0	1
Residential Entry (35-43-2-1.5)	0	1	2	13
Resisting Law Enforcement (35-44-3-3)	1	6	11	55
Rioting (35-45-1-2)	0	0	0	0
Sale, Possession, Use of Legend Drug (16-42-19-27)	0	0	0	0
Selling, Distributing, Exhibiting Obscene Material (35-49-3-1)	0	0	0	0
Stalking (35-45-10-5)	0	0	0	0
Theft (35-43-4-2)	1	8	16	140
Torture or Mutilation of Animal (35-46-3-12)	0	0	0	0
Trafficking with an Inmate (35-44-3-9)	0	0	0	0
Unauthorized Possession of Prescription Form (35-48-4-14)	0	0	0	0
Unauth Entry/Vehicle (35-43-4-2.7)	0	0	0	0
Voyeurism (35-45-4-5)	0	0	0	0
Welfare Fraud (35-43-5-7)	0	0	0	0
Sub-Total	8	37	95	505

LEVEL IV

Absence From Home Detention (35-38-2.5-10)	0	0	0	1
Accident/Failure to Stop (9-26-1-8)	0	1	1	3
Animal Cruelty (35-46-3-12)	0	0	0	0
Assisting a Criminal (35-44-3-2)	0	0	0	0
BEATS VERTEBR ANIMAL (35-46-3-12)	0	0	0	0
Check Deception (35-43-5-5)	0	0	0	0
Common Nuisance (35-48-4-13)	0	0	0	0
Computer Trespassing (35-43-2-3)	0	0	0	0
Counterfeiting a Driver's License (9-24-18-7)	0	0	0	0
Counterfeiting Auto Registration (9-18-2-42)	0	0	0	0
Curfew Violation (31-37-2-5)	1	0	3	6
Deception (35-43-5-3)	0	0	0	0
Deer w/ Illegal Device (14-22-6-1)	0	0	0	0
Deer Outside Hours (14-22-6-1)	0	0	0	0
Disorderly Conduct (35-45-1-3)	1	2	11	29
Dissemination of Material Harmful to Minor (35-49-3-3)	0	0	0	0
Driving While Intoxicated (9-11-2-3)	0	0	0	2
Driving with Suspended License (9-24-19-2)	0	0	0	1
Exploitation of Dependent/Endangered Adult (35-46-1-12)	0	0	0	0
Failure to Appear (35-44-3-6)	0	0	0	0
Failure to Disclose Recruitment (35-46-4-4)	0	0	0	0
Failure to Respond to Summons (35-44-3-6.5)	0	0	0	0
False Auto Registration (9-18-2-44)	0	0	0	0
False Informing (35-44-2-2)	1	0	3	10
Flag Desecration (35-45-1-4)	0	0	0	0

LEVEL IV (Cont.)

THE NUMBER OF OFFENSES

	This Month		This Calendar Year	
	Female	Male	Female	Male
Glue Sniffing (35-46-6-2)	0	0	0	0
Habitual Disobedience of Parent, Guardian, or Custodian (Incorrigible) (31-37-2-4)	1	0	3	7
Harassment (35-45-2-2)	0	0	0	1
Home Improvement Fraud (35-43-6-12)	0	0	0	0
Illegal Consumption of Alcohol (7.1-5-7-7)	1	1	5	23
Illegal Possession of Alcohol (7.1-5-7-7)	0	0	2	4
Impairment of ID Number (35-43-7-4)	0	0	0	0
Interference with Custody (35-42-3-4)	0	0	0	0
Interfering with Law Enforcement Animal (35-46-3-11)	0	0	0	0
Invasion of Privacy (35-46-1-15.1)	0	0	0	0
Leaving Home w/o Permission of Parent, Guardian or Custodian (Runaway) (31-37-2-2)	1	1	14	18
Nitrous Oxide Distribution (35-46-6-3)	0	0	0	0
Obscene Performance (35-49-3-1)	0	0	0	0
Obstructing Medical Emergency (35-44-3-8.5)	0	0	0	0
Obstructing Traffic (35-42-2-4)	0	0	0	0
Official Misconduct (35-44.1-1-1)	0	0	0	0
Operating Vehicle While Intoxicated (9-30-5-2)	0	0	0	0
Operating Vehicle While Intoxicated/Cntrl'd Sub (9-30-5-1)	0	0	0	0
Operating Vehicle w/o License (9-24-18-1)	0	1	2	11
Operating Vehicle w/o Proof of Financial (9-25-8-2)	0	0	0	0
Operating Vehicle w/o Registration/Plates (9-18-2-43)	0	0	0	0
Possession of Marijuana, Hash Oil, or Hashish (35-48-4-11)	0	3	6	30
Possession of Paraphernalia (35-48-4-8.3)	1	1	9	17
Possession of Substance Represented to be a Controlled Substance (35-48-4-4.6)	0	0	0	0
Possession, Purchase, Accepting Tobacco (35-46-1-10.5)	0	0	0	0
Probation Violation	1	31	26	322
Public Intoxication (7.1-5-1-3)	0	0	3	5
Receiving Unidentified Property (35-43-7-5)	0	0	0	0
Reckless Driving (9-21-8-52)	0	0	0	1
Refusal to Aid Officer (35-44-3-7)	0	0	0	0
Refusal to Identify Self (34-28-5-3.5)	0	0	0	0
Selling, Distributing, Exhibiting Obscene Material (35-49-3-1)	0	0	0	0
Synthetic Drug	2	0	2	0
Taking Deer/Turkey (14-22-6-1)	0	0	0	0
Tattooing a Minor (35-42-2-7)	0	0	0	0
Torture, Kill, Mutilate an Animal (35-46-3-12)	0	0	0	0
Unauthorized Possession of Prescription (35-48-4-14)	0	0	0	0
Unlawful Entry of Motor Vehicle (35-43-4-2.7)	0	1	2	7
Unlawful Gambling (35-45-5-2)	0	0	0	0
Unlawful Use of Railroad Right of Way (8-3-15-3)	0	0	0	0
Vending Machine Vandalism (35-43-4-7)	0	0	0	0
Violation of Compulsory School Attendance Law (Truancy) (31-37-2-3)	0	1	0	7
Violation Home Detention	0	0	0	1
Violation Suspended Commitment to DOC	0	4	0	11
Voyeurism (35-45-4-5)	0	0	0	0
Welfare Fraud (35-45-5-7)	0	0	0	0
Sub-Total	10	47	92	517
GRAND TOTAL NUMBER OF OFFENSES	20	115	223	1,392

Source: SAS - mnthadm4_by_offense.pgm

Indiana Department of Correction
Table 17
Number of Juvenile Offenders by Most Serious Offense
Committed to the Indiana Department of Correction

November 2016

MOST SERIOUS OFFENSE (Citation Code)	THE NUMBER OF JUVENILES			
	This Month		This Calendar Year	
LEVEL I	Female	Male	Female	Male
Aggravated Battery (35-42-2-1.5)	0	0	0	1
Arson (35-43-1-1)	0	0	0	2
Battery (35-42-2-1)	1	1	14	18
Battery by Bodily Waste (35-42-2-6)	0	0	0	5
Burglary (35-43-2-1)	0	3	1	59
Carjacking (35-42-5-2)	0	0	0	0
Carrying Handgun w/o License (35-47-2-1)	0	0	0	9
Changing, Altering, Removing, Obliterating ID of Handgun (35-47-2-18)	0	0	0	1
Child Exploitation (35-42-4-4)	0	0	0	0
Child in Possession of Handgun (35-47-10-5)	0	4	0	11
Child Molesting (35-42-4-3)	0	3	0	23
Child Seduction (35-42-4-7)	0	0	0	0
Child Selling (35-46-1-4)	0	0	0	0
Child Solicitation (35-42-4-6)	0	0	0	0
Consumer Product Tampering (35-45-8-3)	0	0	0	0
Criminal Confinement (35-42-3-3)	0	0	0	2
Criminal Gang Intimidation (35-45-9-4)	0	0	0	0
Criminal Gang Recruitment	0	0	0	1
Criminal Deviate Conduct (35-42-4-2)	0	0	0	0
Criminal Recklessness (35-42-2-2)	0	0	1	9
Danger Possession Firearm	0	7	0	20
Dealing in a Sawed-Off Shotgun (35-47-5-4.1)	0	0	0	0
Distribution of a Destructive Device (IC 35-47.5-5-5)	0	0	0	0
Domestic Battery (35-42-2-1.3)	0	1	0	1
Driving While Intoxicated Resulting in Death (9-30-5-5)	0	0	0	0
False, Altering Handgun License (35-47-2-22)	0	0	0	0
False Application for Handgun (35-47-2-8)	0	0	0	0
Feticide (35-42-1-6)	0	0	0	0
Handgun, False Information (35-47-2-17)	0	0	0	0
Incest (35-46-1-3)	0	0	0	0
Interference with Custody (35-42-3-4)	0	0	0	0
Intimidation (35-45-2-1)	0	0	0	0
Involuntary Manslaughter (35-42-1-4)	0	0	0	0
Kidnapping (35-42-3-2)	0	0	0	0
Murder (35-42-1-1)	0	0	0	1
Neglect of a Dependent (35-46-1-4)	0	0	0	0
Operation of a Machine Gun/Hurling a Bomb (35-47-5-9)	0	0	0	0
Overpass Mischief (35-42-2-5)	0	0	0	0
Pointing a Firearm (35-47-4-3)	0	0	0	0
Possession of Firearm on School Property (35-47-9-2)	0	0	0	0
Possession of a Machine Gun or Bomb (35-47-5-9)	0	0	0	0
Rape (35-42-4-1)	0	0	0	2
Reckless Homicide (35-42-1-5)	0	0	0	1
Resisting Law Enforcement (35-44-3-3)	0	0	0	0
Robbery (35-42-5-1)	0	2	1	60

LEVEL I (Cont.)**THE NUMBER OF JUVENILES**

	This Month		This Calendar Year	
	Female	Male	Female	Male
Sell, Manufacture, Possess, Purchase Explosive (35-47-5-1)	0	0	0	0
Sell, Transfer, HIV Blood (35-42-1-7)	0	0	0	0
Selling, Transferring, Giving Handgun to Under 18 (35-47-2-7)	0	0	0	0
Sexual Battery (35-42-4-8)	0	0	0	1
Sexual Misconduct (35-44-1-5)	0	0	0	0
Sexual Misconduct with a Minor (35-42-4-9)	0	0	0	0
Stalking (35-45-10-5)	0	0	0	0
Strangulation (35-42-2-9)	0	0	0	3
Unlawful Delivery of Confiscated Firearm (35-47-3-4)	0	0	0	0
Unlawful Use of Body Armor (35-47-5-13)	0	0	0	0
Unlawful Use of Stun Gun (35-47-8-5)	0	0	0	0
Vicarious Sexual Gratification (35-42-4-5)	0	0	0	0
Voluntary Manslaughter (35-42-1-3)	0	0	0	0
Sub-Total	1	21	17	230

LEVEL II

Assisting a Criminal (35-44-3-2)	0	0	0	0
Chinese Throwing Star (35-47-5-12)	0	0	0	0
Criminal Gang Activity (35-45-9-3)	0	0	0	0
Criminal Recklessness (35-42-2-2)	0	0	0	0
Dealing Anabolic Steroid (16-42-19-27)	0	0	0	0
Dealing in a Schedule I, II, or III Controlled Substance (35-48-4-2)	0	0	0	0
Dealing in a Schedule IV Controlled Substance (35-48-4-3)	0	0	0	0
Dealing in a Schedule V Controlled Substance (35-48-4-4)	0	0	0	0
Dealing in a Substance Represented to be a Controlled Substance (35-48-4-4.5)	0	0	0	0
Dealing in Cocaine or Narcotic Drug (35-48-4-1)	0	0	0	2
Dealing in Marijuana, Hash Oil, or Hashish (35-48-4-10)	0	0	0	2
Dealing Methamphetamine (35-48-4-1.1)	0	0	0	0
Delivery of Weapon to Intoxicated Person (35-47-4-1)	0	0	0	0
Escape/Failure to Return to Lawful Detention (35-44-3-5)	1	1	10	9
Interference with Custody (35-42-3-4)	0	0	0	0
Intimidation (35-45-2-1)	0	1	1	19
Knife with Automatic Blade (35-47-5-2)	0	0	0	0
Loan Sharking (35-45-7-2)	0	0	0	0
Maintaining a Common Nuisance (35-48-4-13)	0	0	0	1
Manufacture, Distribution, Possession of a Substance Represented to be a Controlled Substance (35-48-4-4.6)	0	0	0	0
Neglect of a Dependent (35-46-1-4)	0	0	0	0
Possession of a Controlled Substance (35-48-4-7)	0	0	0	1
Possession of a Knife on School Property (35-47-5-2.5)	0	0	0	0
Poss precursors w/intent to manufacture etc. (35-48-4-14.5)	0	0	0	0
Promoting Prostitution (35-45-4-4)	0	0	0	0
Purchase, Possession or Sale of Stun Gun (35-47-8-5)	0	0	0	0
Resisting Law Enforcement (35-44-3-3)	0	1	0	9
Rioting with a Deadly Weapon (35-45-1-2)	0	0	0	0
Sale, Possession, Use of Legend Drug (16-42-19-27)	0	0	0	0
Sexual Misconduct with a Minor (35-42-4-9)	0	0	0	0
Stalking (35-45-10-5)	0	0	0	0
Trafficking with an Inmate (35-44-3-9)	0	0	0	1
Use of Stun Gun in Commission of a Crime (35-47-8-5)	0	0	0	0
Sub-Total	1	3	11	44

THE NUMBER OF JUVENILES

LEVEL III	This Month		This Calendar Year	
	Female	Male	Female	Male
Accident/Failure to Stop (9-26-1-8)	0	0	0	0
Accident, Property Damage with Injury (9-26-1-8)	0	0	0	0
Altering or Damaging Computer (35-43-1-4)	0	0	0	0
Auto Theft, Receiving Stolen Parts (35-43-4-2.5)	0	0	2	17
Battery (35-42-2-1)	2	1	15	32
Bestiality	0	0	0	0
Bribery (35-44-1-1)	0	0	0	0
Burglary (35-43-2-1)	0	0	0	3
Check Deception (35-43-5-5)	0	0	0	0
Check Fraud (35-43-5-12)	0	0	0	0
Child Exploitation (35-42-4-4)	0	0	0	0
Controlled Substance Registration (35-48-4-14)	0	0	0	0
Conversion (35-43-4-3)	2	1	4	9
Criminal Mischief (35-43-1-2)	0	2	6	12
Criminal Recklessness (35-42-2-2)	0	0	0	1
Criminal Trespass (35-43-2-2)	0	1	0	7
Dealing in Altered Property (35-43-4-2.3)	0	0	0	0
Dealing in Marijuana, Hash Oil, or Hashish (35-48-4-10)	0	1	0	2
Dealing in Paraphernalia (35-48-4-8.5)	0	0	0	0
Distribution of Material Harmful to Minor (35-49-3-3)	0	0	0	0
Escape/Failure to Return to Lawful Detention (35-44-3-5)	0	1	10	24
Failure to Appear (35-44-3-6)	0	0	0	0
False Reporting (35-44-2-2)	0	1	0	1
Forgery (35-43-5-2)	0	0	0	1
Fraud (35-43-5-4)	0	0	0	3
Fraud on Financial Institution (35-45-5-8)	0	0	0	0
Home Improvement Fraud (35-43-6-13)	0	0	0	0
Identity Deception (35-43-5-3.5)	0	0	0	0
Interference with Custody (35-42-3-4)	0	0	0	0
Interference with Reporting Crime (35-45-2-5)	0	0	0	0
Invasion of Privacy (35-46-1-15.1)	0	0	0	0
Kill Domestic Animal	0	0	0	1
Manufacture of Paraphernalia (35-48-4-8.1)	0	0	0	0
Nonsupport of Child (35-46-1-5)	0	0	0	0
Nonsupport of Spouse (35-46-1-6)	0	0	0	0
Obscene Performance (35-49-3-1)	0	0	0	0
Obstructing Fireman (35-44-3-8)	0	0	0	0
Obstructing Traffic (35-42-2-4)	0	0	0	0
Obstruction of Justice (35-44-3-4)	0	0	0	0
Operating Vehicle After Lifetime Forfeiture (9-30-10-17)	0	0	0	0
Operating Vehicle While Intoxicated (9-30-5-4)	0	0	0	0
Operating Vehicle While Intoxicated with Prior (9-30-5-3)	0	0	0	0

LEVEL III (Cont.)**THE NUMBER OF JUVENILES**

	This Month		This Calendar Year	
	Female	Male	Female	Male
Patronizing a Prostitute (35-45-4-3)	0	0	0	0
Perjury (35-44-2-1)	0	0	0	0
Possession of Cocaine or Narcotic Drug (35-48-4-6)	0	0	0	2
Possession of a Controlled Substance (35-48-4-7)	0	1	0	3
Possession of Marijuana, Hash Oil, or Hashish (35-48-4-11)	0	0	1	0
Possession of Methamphetamine (35-48-4-6.1)	0	0	0	2
Possession of Paraphernalia (35-48-4-8.3)	0	0	0	0
Possession/Use of Legend Drug (16-42-19-13)	0	1	0	2
Possession of a Syringe (16-42-19-18)	0	0	1	2
Professional Gambling (35-45-5-3)	0	0	0	0
Profiting from Adoption (35-46-1-9)	0	0	0	0
Promoting Professional Gambling (35-45-5-4)	0	0	0	0
Promoting Prostitution (35-45-4-4)	0	0	0	0
Prostitution (35-45-4-2)	0	0	0	0
Public Indecency (35-45-4-1)	0	0	0	0
Public Nudity (35-45-4-1.5)	0	0	0	0
Railroad Mischief (35-42-2-5.5)	0	0	0	0
Receiving Stolen Property (35-43-4-2)	0	1	0	1
Residential Entry (35-43-2-1.5)	0	0	2	4
Resisting Law Enforcement (35-44-3-3)	1	2	2	12
Rioting (35-45-1-2)	0	0	0	0
Sale, Possession, Use of Legend Drug (16-42-19-27)	0	0	0	0
Selling, Distributing, Exhibiting Obscene Material (35-49-3-1)	0	0	0	0
Stalking (35-45-10-5)	0	0	0	0
Theft (35-43-4-2)	1	3	11	50
Torture or Mutilation of Animal (35-46-3-12)	0	0	0	0
Trafficking with an Inmate (35-44-3-9)	0	0	0	0
Unauth Entry/Vehicle (35-43-4-2.7)	0	0	0	0
Unauthorized Possession of Prescription Form (35-48-4-14)	0	0	0	0
Voyeurism (35-45-4-5)	0	0	0	0
Welfare Fraud (35-43-5-7)	0	0	0	0
Sub-Total	6	16	54	191

LEVEL IV

Absence From Home Detention (35-38-2.5-10)	0	0	0	0
Accident/Failure to Stop (9-26-1-8)	0	0	0	0
Assisting a Criminal (35-44-3-2)	0	0	0	0
BEATS VERTEBR ANIMAL (35-46-3-12)	0	0	0	0
Check Deception (35-43-5-5)	0	0	0	0
Common Nuisance (35-48-4-13)	0	0	0	0
Computer Trespassing (35-43-2-3)	0	0	0	0
Counterfeiting a Driver's License (9-24-18-7)	0	0	0	0
Counterfeiting Auto Registration (9-18-2-42)	0	0	0	0
Curfew Violation (31-37-2-5)	0	0	0	0
Deception (35-43-5-3)	0	0	0	0
Disorderly Conduct (35-45-1-3)	0	0	1	9
Dissemination of Material Harmful to Minor (35-49-3-3)	0	0	0	0
Driving with Suspended License (9-24-19-2)	0	0	0	0
Exploitation of Dependent/Endangered Adult (35-46-1-12)	0	0	0	0
Failure to Appear (35-44-3-6)	0	0	0	0
Failure to Disclose Recruitment (35-46-4-4)	0	0	0	0
Failure to Respond to Summons (35-44-3-6.5)	0	0	0	0
False Auto Registration (9-18-2-44)	0	0	0	0
False Informing (35-44-2-2)	0	0	0	0
Flag Desecration (35-45-1-4)	0	0	0	0

LEVEL IV (Cont.)

THE NUMBER OF JUVENILES

	This Month		This Calendar Year	
	Female	Male	Female	Male
Glue Sniffing (35-46-6-2)	0	0	0	0
Habitual Disobedience of Parent, Guardian, or Custodian (Incorrigible) (31-37-2-4)	0	0	0	0
Harassment (35-45-2-2)	0	0	0	0
Home Improvement Fraud (35-43-6-12)	0	0	0	0
Illegal Consumption of Alcohol (7.1-5-7-7)	0	0	0	0
Illegal Possession of Alcohol (7.1-5-7-7)	0	0	0	0
Impairment of ID Number (35-43-7-4)	0	0	0	0
Interference with Custody (35-42-3-4)	0	0	0	0
Interfering with Law Enforcement Animal (35-46-3-11)	0	0	0	0
Invasion of Privacy (35-46-1-15.1)	0	0	0	0
Leaving Home w/o Permission of Parent, Guardian or Custodian (Runaway) (31-37-2-2)	0	0	0	0
Nitrous Oxide Distribution (35-46-6-3)	0	0	0	0
Obscene Performance (35-49-3-1)	0	0	0	0
Obstructing Medical Emergency (35-44-3-8.5)	0	0	0	0
Obstructing Traffic (35-42-2-4)	0	0	0	0
Operating Vehicle While Intoxicated (9-30-5-2)	0	0	0	1
Operating Vehicle While Intoxicated/Cntrlld Sub (9-30-5-1)	0	0	0	0
Operating Vehicle w/o License (9-24-18-1)	0	0	1	0
Operating Vehicle w/o Proof of Financial (9-25-8-2)	0	0	0	0
Operating Vehicle w/o Registration/Plates (9-18-2-43)	0	0	0	0
Possession of Marijuana,Hash Oil, or Hashish (35-48-4-11)	0	0	4	11
Possession of Paraphernalia (35-48-4-8.3)	0	0	3	3
Possession of Substance Represented to be a Controlled Substance (35-48-4-4.6)	0	0	0	0
Possession, Purchase, Accepting Tobacco (35-46-1-10.5)	0	0	0	0
Probation Violation	0	0	0	0
Public Intoxication (7.1-5-1-3)	0	0	0	1
Receiving Unidentified Property (35-43-7-5)	0	0	0	0
Reckless Driving (9-21-8-52)	0	0	0	1
Refusal to Aid Officer (35-44-3-7)	0	0	0	0
Refusal to Identify Self (34-28-5-3.5)	0	0	0	0
Selling,Distributing,Exhibiting Obscene Material (35-49-3-1)	0	0	0	0
Synthetic Drug	0	0	0	0
Torture, Kill, Mutilate an Animal (35-46-3-12)	0	0	0	0
Unauthorized Possession of Prescription (35-48-4-14)	0	0	0	0
Unlawful Entry of Motor Vehicle (35-43-4-2.7)	0	1	0	2
Unlawful Gambling (35-45-5-2)	0	0	0	0
Unlawful Use of Railroad Right of Way (8-3-15-3)	0	0	0	0
Vending Machine Vandalism (35-43-4-7)	0	0	0	0
Violation of Compulsory School Attendance Law (Truancy) (31-37-2-3)	0	0	0	0
Violation Home Detention	0	0	0	0
Violation Suspended Commitment to DOC	0	0	0	0
Voyeurism (35-45-4-5)	0	0	0	0
Welfare Fraud (35-45-5-7)	0	0	0	0
NO SENTENCE DATA	0	0	0	0
Sub-Total	0	1	9	28
GRAND TOTAL NUMBER OF JUVENILES	8	41	91	493

Source: SAS - mnthadm4.mso

Indiana Department of Correction
Table 18
Juvenile Female New Commitments

<u>Month</u>	<u>2012</u>	<u>2013</u>	<u>2014</u>	<u>2015</u>	<u>2016</u>
January	10	18	10	3	6
February	13	13	9	8	10
March	15	11	7	4	11
April	12	13	15	10	9
May	14	13	11	12	4
June	9	13	8	6	11
July	12	20	14	5	4
August	16	23	10	10	4
September	8	6	5	13	7
October	18	10	8	0	5
November	7	5	5	11	6
December	<u>7</u>	<u>12</u>	<u>13</u>	<u>11</u>	
TOTALS	141	157	115	93	77

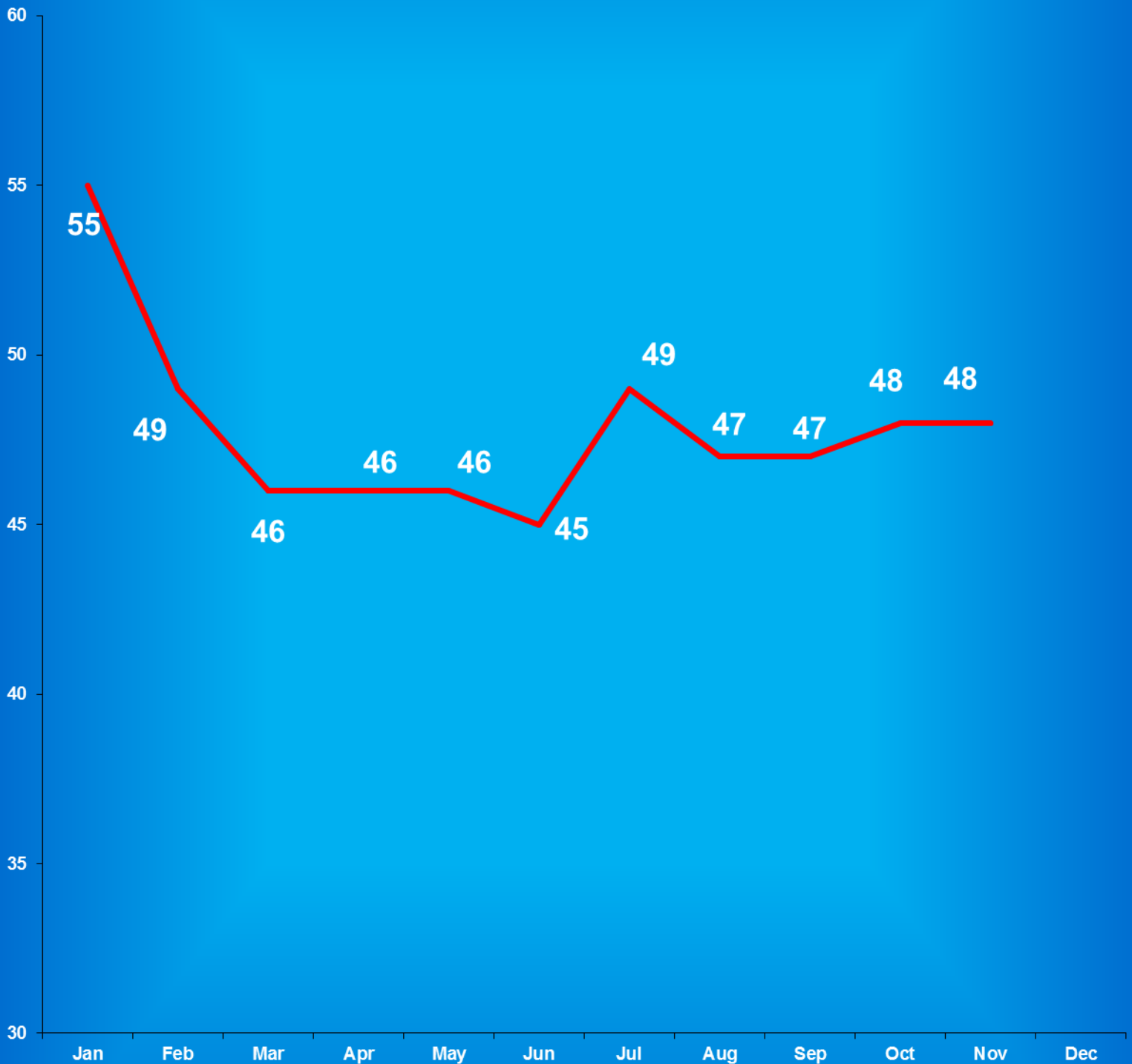
Source:

SAS - mnthadm4.pgm

Indiana Department of Correction

Graph G

Average Daily Juvenile Female Offender Populations
Calendar Year 2016



Indiana Department of Correction
Table 19
Juvenile Male New Commitments

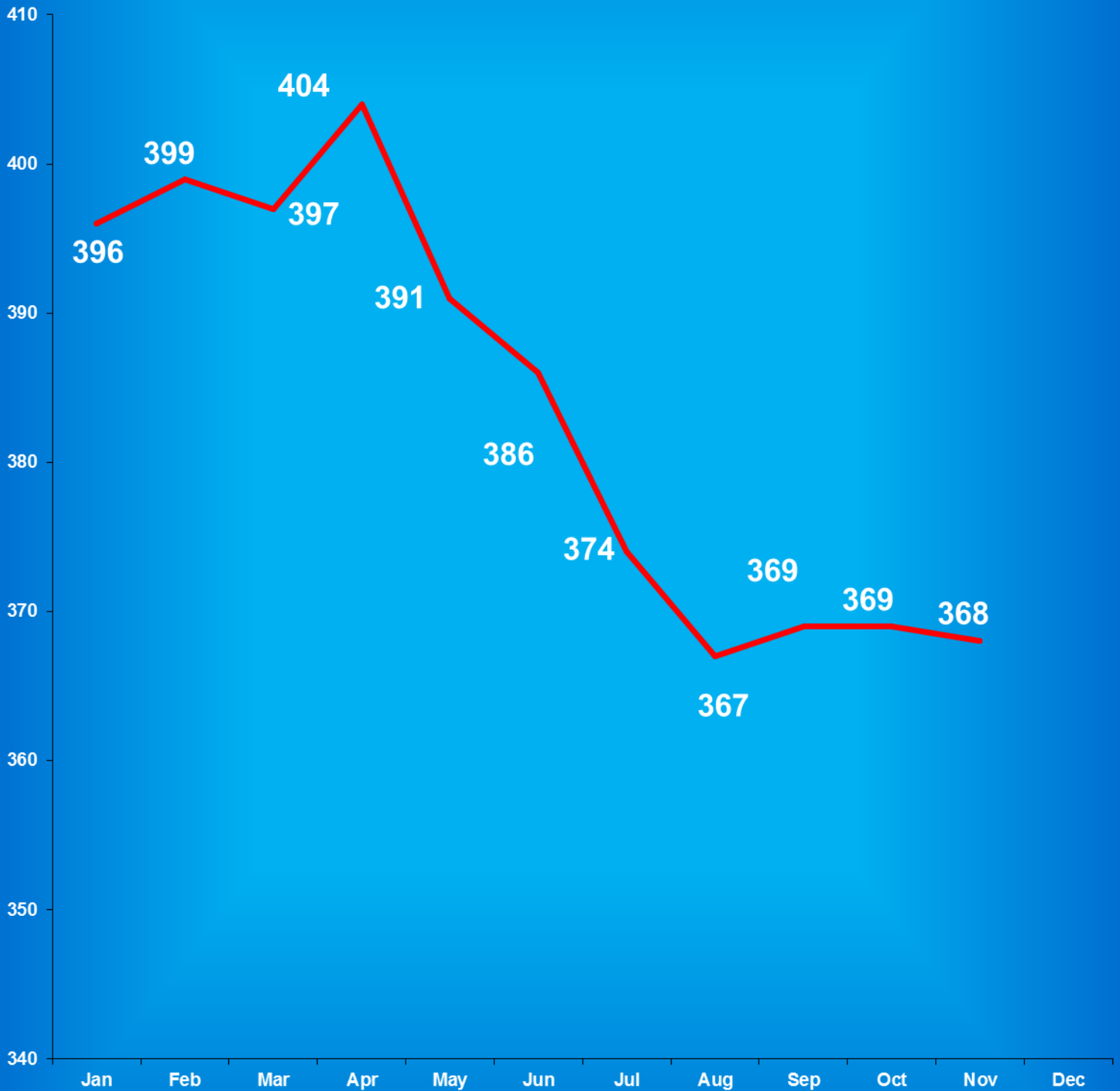
<u>Month</u>	<u>2012</u>	<u>2013</u>	<u>2014</u>	<u>2015</u>	<u>2016</u>
January	63	76	58	35	39
February	71	45	46	26	40
March	75	82	30	32	69
April	56	47	53	43	33
May	69	74	47	37	44
June	77	45	55	41	40
July	48	68	46	50	29
August	90	44	42	31	38
September	66	31	43	42	36
October	85	74	48	45	24
November	47	59	40	41	28
December	<u>44</u>	<u>40</u>	<u>40</u>	<u>40</u>	
TOTALS	791	685	548	463	420

Source:
SAS - mnthadm4.pgm

Indiana Department of Correction

Graph H

Average Daily Juvenile Male Offender Populations
Calendar Year 2016





Juvenile Reintegration Districts



District #8

District #6

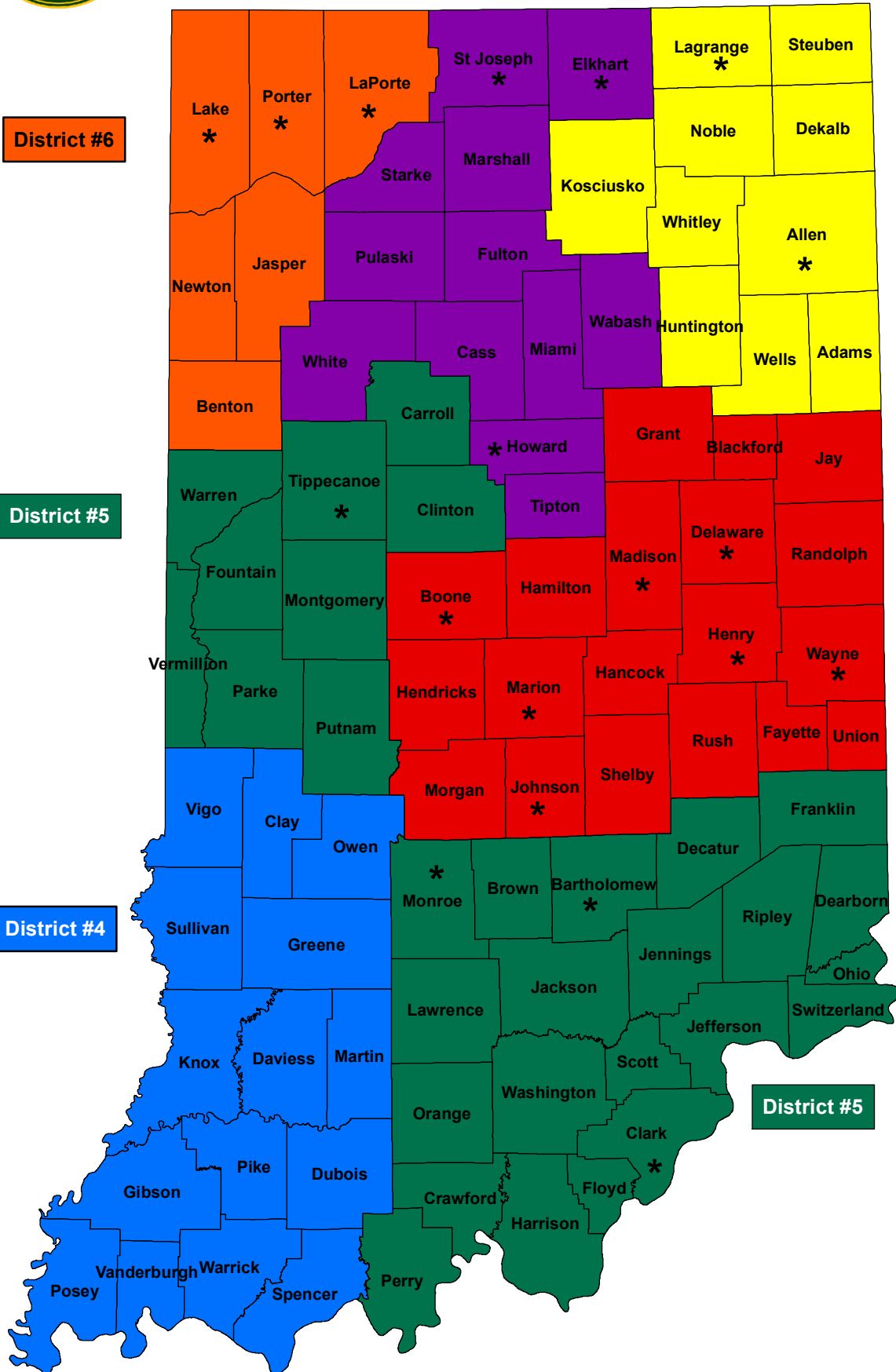
District #2

District #5

District #3

District #4

District #5



*JDAI Site

Indiana Department of Correction
Table 20
Juvenile Parole Caseload on December 01, 2016

<u>Juvenile Reintegration Districts</u>	Indiana Parolees		Other Jurisdiction		<u>Total</u>
	<u>Juvenile Male</u>	<u>Juvenile Female</u>	<u>Juvenile Male</u>	<u>Juvenile Female</u>	
<i>Interstate Compact (RD0)*</i>	0	0	6	0	6
	<u>District Supervision Breakdown as follows:</u>				
Juv Reintegration District 2	6	0	0	0	6
Juv Reintegration District 3	7	1	2	0	10
Juv Reintegration District 4	3	0	1	0	4
Juv Reintegration District 5	2	1	0	0	3
Juv Reintegration District 6	3	1	2	0	6
Juv Reintegration District 8	7	2	1	0	10
Total	28	5	6	0	39

Total Juvenile Parole Population on the First Day of Each Month

<u>Calendar Year 2016</u>	Indiana Parolees		Other Jurisdiction		<u>Total</u>
	<u>Juvenile Male</u>	<u>Juvenile Female</u>	<u>Juvenile Male</u>	<u>Juvenile Female</u>	
January	46	1	10	2	59
February	44	2	9	2	57
March	40	2	9	2	53
April	43	5	10	1	59
May	39	5	12	2	58
June	31	5	11	1	48
July	29	3	9	1	42
August	33	2	7	1	43
September	35	3	5	1	44
October	37	4	6	1	48
November	32	4	6	0	42
December	28	5	6	0	39

** Includes Indiana parolees who are serving their parole in another state, as well as offenders from other States being supervised in Indiana (Interstate Compact)*

Sources: Juvenile Services
Parole Division
SAS - juvpar12.pgm

**Indiana Department of Correction
Indiana Government Center South, Room E334
302 W. Washington Street
Indianapolis, IN 46204**

**Prepared by:
Josh Spear, Research Analyst
(317) 234-4417
jspear2@idoc.IN.gov**

This report and previous reports may be found at:

<http://www.in.gov/idoc/2376.htm>



CHANGING LIVES

The graphic features the words "CHANGING" and "LIVES" in a large, bold, blue sans-serif font. The letter "I" in "CHANGING" is replaced by a solid blue silhouette of the state of Indiana. Below the word "CHANGING" is the official seal of the Indiana Department of Correction. The seal is circular with a gold border and contains the text "INDIANA" at the top, "DEPARTMENT OF CORRECTION" at the bottom, and "EMPLOYEES EFFICIENCY EFFECTIVENESS" in the center. The background of the seal features a stylized American flag with stars and stripes.

The Indiana Department of Correction advances public safety and successful re-entry through dynamic supervision, programming, and partnerships.