


Indiana Department of Correction

Division of Research & Technology



Offender Population Statistical Report

- February 2017 -

Rob Carter, Commissioner

**Indiana Department of Correction
Indiana Government Center South, Room E334
302 W. Washington Street
Indianapolis, IN 46204**

**Prepared by:
Josh Spear, Research Analyst
(317) 234-4417
jspear2@idoc.in.gov**

This report and previous reports may be found at:

<http://www.in.gov/idoc/2376.htm>



Definitions

For the purpose of this report, the following definitions apply:

Admission – The means by which an offender enters the custody or jurisdiction of the Indiana Department of Correction. For this report, with the exception of the return of an escapee, this does not include a return from a temporary absence.

Average Daily Population – The sum of the daily beginning counts for a month, divided by that month's number of daily beginning counts.

Beginning Count – The number of offenders physically present at the beginning of the day (ie, 0000:01 hours).

Class A Felony – An offense whereby a person convicted of this felony shall be imprisoned for a fixed term of thirty years, with not more than twenty years added for aggravating circumstances, or not more than ten years subtracted for mitigating circumstances.

Class B Felony – An offense whereby a person convicted of this felony shall be imprisoned for a fixed term of ten years, with not more than ten years added for aggravating circumstances, or not more than four years subtracted for mitigating circumstances.

Class C Felony – An offense whereby a person convicted of this felony shall be imprisoned for a fixed term of four years, with not more than four years added for aggravating circumstances, or not more than two years subtracted for mitigating circumstances.

Class D Felony – An offense whereby a person convicted of this felony shall be imprisoned for a fixed term of one and one-half years, with not more than one and one-half years added for aggravating circumstances, or not more than one year subtracted for mitigating circumstances.

Class 1 Felony – An offense whereby a person convicted of this felony shall be imprisoned with a sentence range of 20-40 years, with not more than twenty years added as a habitual offender enhancement.

Class 2 Felony – An offense whereby a person convicted of this felony shall be imprisoned with a sentence range of 10-30 years, with not more than twenty years added as a habitual offender enhancement.

Class 3 Felony – An offense whereby a person convicted of this felony shall be imprisoned with a sentence range of 3-16 years, with not more than twenty years added as a habitual offender enhancement.

Class 4 Felony – An offense whereby a person convicted of this felony shall be imprisoned with a sentence range of 2-12 years, with not more than twenty years added as a habitual offender enhancement.

Class 5 Felony – An offense whereby a person convicted of this felony shall be imprisoned with a sentence range of 1-6 years, with not more than six years added as a habitual offender enhancement.

Class 6 Felony – An offense whereby a person convicted of this felony shall be imprisoned with a sentence range of 0.5-2.5 years, with not more than six years added as a habitual offender enhancement.

Contracted Beds - Those offenders who have been committed to the Indiana Department of Correction, but are housed in a local work release facility under contract of a 3rd party provider.

County Jail "Back-ups" (Jail Bed Count) – Those offenders who have been committed to the Indiana Department of Correction, but are housed in a county jail until they can be transferred to a Department of Correction intake facility. The county receives \$35.00 per day, per offender, to house these offenders.

Ending Count – The number of offenders physically present at the end of the day (ie, 2400:00 hours).

Felon – A person convicted in any jurisdiction who might have been imprisoned for more than one year.

Murder - An offense whereby a person convicted of this felony shall be imprisoned for a fixed term of fifty-five years, with not more than ten years added for aggravating circumstances, or not more than ten years subtracted for mitigating circumstances.

Definitions Continued

Operational Capacity – The total bed capacity of the facility. The capacity of a facility is the number of beds authorized for safe and efficient operation of the facility.

Pre-Dispositional – An individual ordered by the Court to the Indiana Department of Correction for evaluation prior to sentencing.

Release – The means by which an offender leaves the custody or jurisdiction of the Indiana Department of Correction. For this report, with the exception of an escape, this does not include a temporary absence.

Safekeeper – An individual whom the Court has determined to be in imminent danger of serious bodily injury or death, or who represents a substantial threat to the safety of others, and whom the Court has ordered to the Indiana Department of Correction for custody and security control.

Maximum Level Facilities – Maximum security facilities have very restrictive security measures and housing is celled space.

Medium Level Facilities – Medium security facilities have moderate degree of security measures and housing consists of dormitories and celled space.

Minimum Level Facilities – Minimum Security Facilities have the least restrictive security measures and housing is dormitory style. Also included as minimum security are work release program offenders who leave the facility for outside employment but return nightly.

Intake Facilities – Intake facilities are designated to receive newly committed adult offenders. During the intake process each offender is evaluated through interviews, reports and diagnostic tests. This evaluation forms the basis of the offenders' facility and program assignment.

Secure Housing Units – Denotes maximum control with the most restrictive security measures in place.

Vacancy – The number of beds available for assignment.

Juvenile Diagnostic/Walkthrough – A Juvenile court can order a youth to the Department of Correction to be temporarily committed for not more than 14 days (excluding Saturdays, Sundays and Legal holidays) for the purpose of an evaluation. The youth must be adjudicated delinquent and the order has to be prior to disposition. The department will send a report to the court of the written findings.

Indiana Department of Correction Population Summary

- There were 23,236 adult male offenders (including 288 county jail “back-ups” and 55 in contracted beds) on March 1, 2017. This population is 6% below operational bed capacity for general population.
- There were 2,209 adult female offenders (including 40 county jail “back-ups” and 27 in contracted beds) on March 1, 2017. This population is 18% below the operational bed capacity.
- There were 352 juvenile male offenders in the Department’s facilities on March 1, 2017. This population is 51% below the operational bed capacity.
- There were 38 juvenile female offenders in the Department’s facilities on March 1, 2017. This population is 76% below the operational bed capacity.
- There were 7,160 adult males on parole in Indiana (6,688 Indiana parolees and 472 other jurisdiction parolees) on March 1, 2017.
- There were 810 adult females on parole in Indiana (756 Indiana parolees and 54 other jurisdiction parolees) on March 1, 2017.
- There were 968 adults admitted to IDOC (851 male and 117 female) and 1,025 adults released from IDOC (815 male and 117 female) in February 2017.
- There were 54 juveniles admitted to IDOC (45 male and 9 female) and 63 juveniles released from IDOC (53 male and 10 female) in February 2017.

**Indiana Department of Correction
Human Resource Report**

February 28, 2017

ADULT FACILITIES

Facility	Total Staff*	Custody Staff	Non-Custody	Vacancies	Hires - Rehires	Retired - Terminated	Inter-Agency		Contract/Vendor		
							In	Out	Aramark	Health	Education
Branchville Correctional Facility	251	181	70	21	5	4	0	0	11	31	5
Chain O'Lakes Correctional Facility	25	19	6	6	1	1	0	0	5	2	0
Correctional Industrial Facility	299	233	66	72	12	8	1	0	18	28	7
Edinburgh Correctional Facility	65	52	13	5	2	3	1	1	6	4	0
Indiana State Prison/Lakeside	509	400	109	60	10	6	0	0	29	41	3
Indiana Women's Prison	159	109	50	32	3	4	0	0	6	24	6
Indianapolis Re-Entry Educational Fac	106	68	38	20	0	2	0	0	5	7	4
Madison Correctional Facility	148	97	51	17	1	3	1	1	8	17	6
Miami Correctional Facility	462	363	99	96	10	14	0	0	31	60	12
New Castle Correctional Facility**	454	315	139	94	0	0	0	0	30	65	0
Pendleton Correctional Facility	439	325	114	82	11	12	0	0	20	45	3
Plainfield Correctional Facility	324	240	84	67	7	10	0	0	30	39	7
Putnamville Correctional Facility	482	364	118	43	18	11	0	0	21	44	10
Reception-Diagnostic Center	203	158	45	39	1	3	1	0	0	27	0
Rockville Correctional Facility	230	161	69	37	2	3	0	0	16	37	9
South Bend Comm. Re-Entry Center	37	24	13	6	4	3	0	0	4	2	0
Heritage Trail DOC Staff	18	0	18	1	0	0	0	0	0	0	0
Heirtage Trail GEO Staff**	138	96	42	15	0	0	0	0	0	8	3
Wabash Valley Correctional Facility	594	471	123	58	9	5	1	0	37	61	8
Westville Correctional Facility	667	511	156	107	13	15	0	0	36	76	13
Total	5,610	4,187	1,423	878	109	107	5	2	313	618	96

JUVENILE FACILITIES

Facility	Total Staff*	Custody Staff	Non-Custody	Vacancies	Hires - Rehires	Retired - Terminated	Inter-Agency		Contract/Vendor		
							In	Out	Aramark	Health	Education
Camp Summit	49	30	19	12	0	4	0	0	4	2	3
Logansport Intake/North Central	169	118	51	14	0	0	1	1	7	4	5
Madison Juvenile Correctional	85	68	17	12	1	2	0	0	0	9	1
Pendleton Juvenile Correctional	242	166	76	54	18	9	0	0	10	15	4
Total	545	382	163	92	19	15	1	1	21	30	13
Central Office***	Total	495	180	315	63	0	0	0	0	17	4
STATE EMPLOYEE TOTAL	6,058	4,338	1,720	924	128	122	6	3	0	0	0
CONTRACT EMPLOYEE TOTAL	1,704	411	1,293	109	0	0	0	0	334	665	113
GRAND TOTAL	7,762	4,749	3,013	1,033	128	122	6	3	334	665	113

* Total Active Staff does not include those on disability, suspension, or leave with pay.

** New Castle Correctional Facility and Heritage Trail are privately contracted institutions. Their hire/rehire and termination/reitre data is not provided to DOC.

*** Includes Technology Services Division, PEN Products, Staff Development and Training, and the Parole Division (counted as Custody Staff)

Note: Total staff, custody staff, non-custody staff, and vacancy data are as of the end of the month.

Hires and re-hires, retirements and terminations, intra-agency transfer in and transfer out are the total number of actions for the month.

Source: DOC Human Resource

(d)



Offender Statistics



Indiana Department of Correction
Table 1
Offender Population & Vacancy Numbers, by Facility Security Level
March 1, 2017

Minimum Security - Adult MALE

	February Ending Count	General Population Vacancies	Programs & Treatment Vacancies	Segregation & Infirmery Vacancies	Down Beds	Held Beds
Chain O'Lakes	122	6	0	0	0	1
Edinburgh	323	21	0	0	0	0
Miami - MCA	198	6	0	0	0	0
New Castle - NCA	176	27	0	0	0	1
Pendleton - IRO	157	63	0	0	0	0
Westville - WCA	314	56	0	0	5	4
Wabash Valley - WVA	169	29	0	0	0	0
Indianapolis Re-Entry	236	151	29	0	4	0
Total	1,695	359	29	0	9	6

Re-Entry & Work Release - Adult MALE

Bartholomew Co. Re-Entry	1	24	0	0	0	0
Chain O'Lakes Re-Entry	3	4	0	0	0	0
Duval Center Re-Entry	15	35	0	0	0	0
Elkhart Co. Re-Entry	0	20	0	0	0	0
Lake Co. Re-Entry	2	8	0	0	0	0
South Bend Re-Entry	117	54	0	0	0	1
VOA/Hope Hall Re-Entry	12	8	0	0	0	0
Starke Co. PI - TC	25	0	23	0	0	0
Total	175	153	23	0	0	1

Table 1 (Cont.)

Medium Security - Adult MALE						
	February Ending Count	General Population Vacancies	Programs & Treatment Vacancies	Segregation & Infirmary Vacancies	Down Beds	Held Beds
Branchville	1,213	174	94	4	0	0
Correctional Industrial	1,427	13	2	1	2	4
Indiana State Prison ISO	288	93	0	0	3	1
Plainfield	1,397	99	0	6	194	0
Putnamville	2,024	35	2	7	442	0
Heritage Trail	640	224	0	0	0	4
Westville	2,370	62	113	65	298	33
New Castle	2,379	4	8	23	1	16
Total	11,738	704	219	106	940	58

Maximum Security - Adult MALE						
	February Ending Count	General Population Vacancies	Programs & Treatment Vacancies	Segregation & Infirmary Vacancies	Down Beds	Held Beds
Miami	2,886	76	3	6	0	13
Indiana State Prison	1,963	8	23	55	5	13
Pendleton	1,310	13	3	10	9	8
Pendleton Treatment Unit	192	0	79	0	27	0
ISR Secure Housing Unit	47	0	0	20	2	0
Reception Diag. Center	475	176	0	0	44	0
New Castle Annex	413	55	0	13	5	0
New Castle Mental Health	117	0	7	0	2	2
WCU Secure Housing Unit	103	0	0	0	5	2
Wabash Valley	1,666	12	61	9	25	12
WVS Secure Housing Unit	168	0	0	41	6	1
Total	9,340	340	176	154	130	51

Minimum Security & Re-Entry - Adult FEMALE						
	February Ending Count	General Population Vacancies	Programs & Treatment Vacancies	Segregation & Infirmary Vacancies	Down Beds	Held Beds
Madison	511	151	0	0	0	0
Brandon Hall Re-Entry	0	17	0	0	0	0
Crane House	14	11	0	0	0	0
Jefferson Co. Re-Entry	40	18	0	0	0	0
Theodora House	11	7	0	0	0	0
VOA/Evansville/Female	2	3	0	0	0	0
Total	578	207	0	0	0	0

Medium Security - Adult FEMALE						
Rockville	866	97	6	12	0	0
Total	866	97	6	12	0	0

Maximum Security - Adult FEMALE						
Women's Prison	598	18	11	2	0	2
Rockville Intake	127	161	0	0	0	0
Total	725	179	11	2	0	2

JAIL BED COUNT						
Adult Male	288	N/A	N/A	N/A	N/A	N/A
Adult Female	40	N/A	N/A	N/A	N/A	N/A
Total	328					

Table 1 (Cont.)

JUVENILE OFFENDERS

Juvenile Male

	February Ending Count	General Population Vacancies	Programs & Treatment Vacancies	Segregation & Infirmery Vacancies	Down Beds	Held Beds
Camp Summit	51	42	0	1	0	1
Logansport Juvenile Intake/Diagnostic Facility	12	72	0	8	0	0
North Central Juvenile Correctional Facility	116	58	0	0	0	0
Pendleton Juvenile Correctional Facility	173	196	0	17	0	5
Total	352	368	0	26	0	6

Juvenile Female

Madison Juvenile Correctional Facility	38	122	0	12	0	6
--	----	-----	---	----	---	---

TOTALS

	February Ending Count	General Population Vacancies	Programs & Treatment Vacancies	Segregation & Infirmery Vacancies	Down Beds	Held Beds
GRAND TOTAL FOR ALL ADULT MALES (Includes Jail Bed Count and Contracted Beds)	23,236	1,556	447	260	1,079	116
TOTAL FOR ADULT MALES IDOC FACILITIES ONLY	22,893	1,461	424	260	1,079	116
GRAND TOTAL FOR ALL ADULT FEMALES (Includes Jail Bed Count and Contracted Beds)	2,209	483	17	14	0	2
TOTAL FOR ADULT FEMALES IDOC FACILITIES ONLY	2,142	427	17	14	0	2
TOTAL FOR JUVENILE MALES	352	368	0	26	0	6
TOTAL FOR JUVENILE FEMALES	38	122	0	12	0	6
GRAND TOTAL FOR THE DEPARTMENT (Includes Jail Bed Count and Contracted Beds)	25,835	2,529	464	312	1,079	130
GRAND TOTAL FOR THE DEPARTMENT (Excludes Jail Bed Count and Contracted Beds)	25,425	2,378	441	312	1,079	130

Sources: Planning Division Facility Body Count Report
 Planning Division Juvenile Daily Count Report
 OIS - Jail Bed Count
 Operational Support Services - Vacancy Report

Indiana Department of Correction
Table 2
Operational Capacity Compared to Population, by Facility
March 1, 2017

Minimum Security - Adult MALE					
	January	February	February	February	Percent +/-
	Operational	Operational	Adjusted	Ending	Capacity
	Capacity	Capacity	Operational	Count	
			Capacity*		
Chain O'Lakes	129	129	128	122	-5%
Edinburgh	344	344	344	323	-6%
Miami - MCA	204	204	204	198	-3%
New Castle - NCA	204	204	203	176	-13%
Pendleton - IRO	220	220	220	157	-29%
Westville - WCA	379	379	370	314	-15%
Wabash Valley - WVA	198	198	198	169	-15%
Indianapolis Re-Entry	420	420	387	236	-39%
Total	2,098	2,098	2,054	1,695	-17%

Re-Entry & Work Release - Adult MALE					
Bartholomew Co. Re-Entry	25	25	25	1	-96%
Chain O'Lakes Re-Entry	7	7	7	3	-57%
Duvall Center Re-Entry	50	50	50	15	-70%
Elkhart Co. Re-Entry	20	20	20	0	0%
Lake Co. Re-Entry	10	10	10	2	-80%
South Bend Re-Entry	172	172	171	117	-32%
VOA/Hope Hall Re-Entry	20	20	20	12	-40%
Starke Co. PI - TC	48	48	25	25	0%
Total	352	352	328	175	-47%

Table 2 (Cont.)

Medium Security - Adult MALE					
	January Operational Capacity	February Operational Capacity	February Adjusted Operational Capacity*	February Ending Count	Percent +/- Capacity
Branchville	1,485	1,485	1387	1,213	-13%
Correctional Industrial	1,449	1,449	1440	1,427	-1%
Indiana State Prison ISO	385	385	381	288	-24%
Plainfield	1,696	1,696	1496	1,397	-7%
Putnamville	2,510	2,510	2059	2,024	-2%
Heritage Trail	868	868	864	640	-26%
Westville	2,941	2,941	2432	2,370	-3%
New Castle	<u>2,431</u>	<u>2,431</u>	<u>2383</u>	<u>2,379</u>	<u>0%</u>
Total	13,765	13,765	12,442	11,738	-6%

Maximum Security - Adult MALE					
	January Operational Capacity	February Operational Capacity	February Adjusted Operational Capacity*	February Ending Count	Percent +/- Capacity
Miami	2,984	2984	2962	2,886	-3%
Indiana State Prison	2,067	2067	1971	1,963	0%
Pendleton	1,353	1353	1323	1,310	-1%
Pendleton Treatment Unit	298	298	192	192	0%
ISR Secure Housing Unit	69	69	47	47	0%
Reception Diag. Center	695	695	651	475	-27%
New Castle Annex	486	486	468	413	-12%
New Castle Mental Health	128	128	117	117	0%
WCU Secure Housing Unit	110	110	103	103	0%
Wabash Valley	1,784	1785	1678	1,666	-1%
WVS Secure Housing Unit	<u>216</u>	<u>216</u>	<u>168</u>	<u>168</u>	<u>0%</u>
Total	10,190	10,191	9,680	9,340	-4%

Minumum Security & Re-Entry - Adult FEMALE					
	January Operational Capacity	February Operational Capacity	February Adjusted Operational Capacity*	February Ending Count	Percent +/- Capacity
Madison	662	662	662	511	-23%
Brandon Hall Re-Entry	17	17	17	0	-100%
Crane House	25	25	25	14	-44%
Jefferson Co. Re-Entry	58	58	58	40	-31%
Theodora House	18	18	18	11	-39%
VOA/Evansville/Female	<u>5</u>	<u>5</u>	<u>5</u>	<u>2</u>	<u>-60%</u>
Total	785	785	785	578	-26%

Medium Security - Adult FEMALE					
Rockville	<u>981</u>	<u>981</u>	<u>963</u>	866	-10%
Total	981	981	963	866	-10%

Maximum Security - Adult FEMALE					
Women's Prison	631	631	616	598	-3%
Rockville Intake	<u>288</u>	<u>288</u>	<u>288</u>	<u>127</u>	<u>0%</u>
Total	919	919	904	725	-20%

JAIL BED COUNT**					
Adult Male	297	288	288	288	0%
Adult Female	<u>55</u>	<u>40</u>	<u>40</u>	<u>40</u>	<u>0%</u>
Total	352	328	328	328	0%

Table 2 (Cont.)

JUVENILE OFFENDERS

Juvenile Male					
	January	February	February	February	Percent +/-
	Operational	Operational	Adjusted	Ending	Capacity
	Capacity	Capacity	Operational	Count	Capacity
			Capacity*		
Camp Summit	95	95	93	51	-45%
Logansport Juvenile Intake/Diagnostic Facility	92	92	84	12	-86%
North Central Juvenile Correctional Facility	174	174	174	116	-33%
Pendleton Juvenile Correctional Facility	<u>391</u>	<u>391</u>	<u>369</u>	173	<u>-53%</u>
Total	752	752	718	352	-51%

Juvenile Female					
	January	February	February	February	Percent +/-
	Operational	Operational	Adjusted	Ending	Capacity
	Capacity	Capacity	Operational	Count	Capacity
			Capacity*		
Madison Juvenile Correctional Facility	172	172	160	38	-76%

TOTALS

	January	February	February	February	Percent +/-
	Operational	Operational	Adjusted	Ending	Capacity
	Capacity	Capacity	Operational	Count	Capacity
			Capacity*		
GRAND TOTAL FOR ALL ADULT MALES (Includes Jail Bed Count and Contracted Beds)	26,702	26,694	24,792	23,236	-6%
TOTAL FOR ADULT MALES IDOC FACILITIES ONLY	26,232	26,233	24,354	22,893	-6%
GRAND TOTAL FOR ALL ADULT FEMALES (Includes Jail Bed Count and Contracted Beds)	2,740	2,725	2,692	2,209	-18%
TOTAL FOR ADULT FEMALES IDOC FACILITIES ONLY	2,620	2,620	2,587	2,142	-17%
TOTAL FOR JUVENILE MALES	752	752	718	352	-51%
TOTAL FOR JUVENILE FEMALES	172	172	160	38	-76%
GRAND TOTAL FOR THE DEPARTMENT (Includes Jail Bed Count** and Contracted Beds)	30,366	30,343	28,362	25,835	-9%
GRAND TOTAL FOR THE DEPARTMENT (Excludes Jail Bed Count and Contracted Beds)	29,776	29,777	27,819	25,425	-9%

*Adjusted Operational Capacity includes Intake Beds and excludes Down, Held, and Segregation/Infirmary, and Program/Treatment Hold Beds

**Jail Bed Counts - IDOC offender Jail Bed holding is demand-based, therefore Jail Bed Percent Capacity is always 0%. Jail Bed Operational Capacity is determined by each county's availability and fluctuates from month to month.

Sources: Planning Division Facility Body Count Report
 Planning Division Juvenile Daily Count Report
 OIS - Jail Bed Count
 Operational Support Services - Vacancy Report

Indiana Department of Correction
Table 3
Facility Population on the First Day of Each Month
(Excludes County Jail "Back-ups" & Contracted Beds)

<u>2016</u>	<u>Adult Male</u>	<u>Adult Female</u>	<u>Juvenile Male</u>	<u>Juvenile Female</u>	<u>Total</u>
January	24,222	2,364	399	57	27,042
February	23,855	2,375	403	50	26,683
March	23,650	2,364	389	48	26,451
April	23,594	2,435	408	44	26,481
May	23,552	2,299	399	46	26,296
June	23,366	2,245	379	43	26,033
July	23,189	2,202	379	48	25,818
August	23,089	2,214	375	51	25,729
September	23,026	2,184	368	44	25,622
October	23,145	2,167	377	50	25,739
November	23,075	2,137	365	48	25,625
December	22,995	2,116	376	49	25,536
<u>2017</u>	<u>Adult Male</u>	<u>Adult Female</u>	<u>Juvenile Male</u>	<u>Juvenile Female</u>	<u>Total</u>
January	22,939	2,106	364	45	25,454
February	22,847	2,132	359	39	25,377
March	22,893	2,142	352	38	25,425

Indiana Department of Correction
Table 4
Parole Caseload on March 01, 2017

<u>Parole District</u>	Indiana Parolees		Other Jurisdiction		<u>Total</u>
	<u>Adult Male</u>	<u>Adult Female</u>	<u>Adult Male</u>	<u>Adult Female</u>	
<i>Interstate Compact (PD0)*</i>	514	70	472	54	1,110
	<u>District Supervision Breakdown as follows:</u>				
Re-Entry Parole (PD1)	420	65	24	4	513
Fort Wayne (PD2)	747	78	44	4	873
Indianapolis (PD3)	1582	143	88	8	1,821
Evansville (P4A)	472	42	35	4	553
Terre Haute (P4B)	471	70	27	3	571
Bloomington (PD5)	386	63	28	1	478
Gary (PD6)	633	45	71	5	754
New Castle (PD7)	736	97	44	6	883
South Bend (PD8)	853	90	61	7	1,011
Madison (PD9)	388	63	50	12	513
Total	7,202	826	472	54	8,554

Total Parole Population on the First Day of Each Month

<u>Calendar Year 2017</u>	Indiana Parolees		Other Jurisdiction		<u>Total</u>
	<u>Adult Male</u>	<u>Adult Female</u>	<u>Adult Male</u>	<u>Adult Female</u>	
January	7,553	900	456	56	8,965
February	7,401	870	475	54	8,800
March	7,202	826	472	54	8,554

* Includes Indiana parolees who are serving their parole in another state, as well as offenders from other States being supervised in Indiana (Interstate Compact)

Sources: Juvenile Services
Parole Division



Adult Offender Statistics



Indiana Department of Correction
Table 5
Monthly Admissions and Releases - Adult Offenders
(Includes County Jail "Back-ups" & Contracted Beds)

February 2017

ADMISSIONS	Male	Female
New Commitments	362	42
Parole Violators - New Commits	36	2
Parole Violators - Technical	157	16
Unsentenced (Safekeepers)	4	0
Return from Escape - Secure Facility	0	0
Return from Escape - Non-Secure Facility	2	0
Return from Escape - CTP Absconds	0	0
Court Supervision Violators - New Commits	88	18
Court Supervision Violators - Technical	180	38
Return from CTP - New Commits	2	0
Return from CTP - Technical	20	1
Unknown (Missing Data)	0	0
TOTAL ADMISSIONS	851	117
RELEASES		
Parole	397	40
Probation	238	36
Escape - Secure Facility	0	0
Walk-Away - Non-Secure Facility	3	1
Discharged	57	17
Unsentenced Discharged	0	1
Other (i.e. Death)	9	0
Community Transition Program (CTP)	109	22
CTP Absconds	2	0
Unknown (Missing Data)	0	0
TOTAL RELEASES	815	117

*Of the 362 new commitments of male felons, 184 (50.8%) had a prior commitment.
Of the 42 new commitments of female felons, 10 (23.8%) had a prior commitment.*

Effective July 1, 1999, misdemeanants are to be committed to DOC only under special circumstances (IC 11-12-6)

Sources: SAS - prsadm8.pgm, SAS - prisrel8.pgm

Indiana Department of Correction
Table 6
New Admissions by County of Commitment - Adult Offenders

County	Felony Level											Total	County	Felony Level											Total			
	Murder	FA	FB	FC	FD	F1	F2	F3	F4	F5	F6			Other*	Murder	FA	FB	FC	FD	F1	F2	F3	F4	F5		F6	Other*	
Adams	0	0	0	0	0	0	0	0	0	2	0	0	2	Madison	1	2	6	4	1	0	0	1	4	5	6	0	30	
Allen	0	0	3	2	3	0	1	1	1	11	6	0	28	Marion	3	4	21	12	6	0	10	20	20	58	1	0	155	
Bartholomew	0	0	0	0	0	0	0	0	2	0	1	0	3	Marshall	0	0	0	0	0	0	0	1	3	1	0	0	5	
Benton	0	0	0	0	0	0	0	0	0	0	0	0	0	Martin	0	0	0	0	0	0	0	0	0	2	0	1	0	3
Blackford	0	0	0	0	1	0	0	0	0	1	0	0	2	Miami	0	0	0	2	1	0	0	0	0	0	0	0	0	3
Boone	0	0	1	0	1	0	0	1	0	1	0	0	4	Monroe	0	0	0	1	2	0	0	0	0	3	1	0	7	
Brown	0	0	0	0	0	0	0	0	0	0	0	0	0	Montgomery	0	0	1	0	0	0	0	1	2	1	0	0	5	
Carroll	0	0	0	0	0	0	0	0	0	2	0	0	2	Morgan	0	0	0	0	0	0	0	0	0	0	0	0	0	0
Cass	0	0	0	0	0	1	3	2	0	2	0	0	8	Newton	0	0	0	0	0	0	0	0	0	3	0	0	3	
Clark	0	0	3	1	1	0	0	0	4	1	1	0	11	Noble	0	0	0	1	0	0	0	0	0	0	0	0	0	1
Clay	0	0	0	0	0	0	0	0	0	1	0	0	1	Ohio	0	0	1	1	0	0	0	0	0	0	0	0	0	2
Clinton	0	0	0	1	2	0	0	1	0	3	1	0	8	Orange	0	0	0	0	0	0	0	0	0	0	2	0	0	2
Crawford	0	0	0	0	0	0	0	0	0	0	0	0	0	Owen	1	0	0	0	0	0	0	0	0	0	0	0	0	1
Daviess	0	0	3	0	0	0	0	0	1	0	0	0	4	Parke	0	0	0	0	0	0	0	0	0	0	0	0	0	0
Dearborn	0	0	1	7	1	0	0	1	2	3	4	0	19	Perry	0	0	0	0	0	0	0	0	1	1	0	0	2	
Decatur	0	0	0	1	0	0	0	0	0	1	4	0	6	Pike	0	0	0	0	0	0	0	0	0	0	0	0	0	0
DeKalb	0	0	0	1	0	0	0	1	2	1	0	0	5	Porter	0	0	0	0	0	0	0	0	2	1	1	0	4	
Delaware	0	0	1	1	0	0	0	0	2	1	1	0	6	Posey	0	0	0	0	0	0	0	0	0	4	0	0	4	
Dubois	0	0	0	0	0	0	0	0	0	3	0	0	3	Pulaski	0	0	0	0	0	0	0	0	0	1	0	0	1	
Elkhart	0	1	4	4	4	0	0	2	1	3	5	0	24	Putnam	0	0	0	1	0	0	0	0	0	0	0	0	0	1
Fayette	0	0	0	4	0	0	0	0	1	0	1	0	6	Randolph	0	0	1	0	1	0	0	0	0	0	0	0	0	2
Floyd	0	0	2	1	0	0	1	2	0	5	2	0	13	Ripley	0	0	0	0	1	0	0	0	0	4	0	0	5	
Fountain	0	0	0	0	0	0	0	0	0	0	0	0	0	Rush	0	0	2	0	0	0	0	0	0	1	0	0	3	
Franklin	0	0	0	1	2	0	1	1	0	1	1	0	7	St. Joseph	0	1	2	4	0	4	1	4	3	5	1	0	25	
Fulton	0	0	0	0	0	0	0	0	0	0	0	0	0	Scott	0	0	0	0	0	0	0	1	2	1	0	0	4	
Gibson	0	0	0	0	0	1	0	0	1	0	0	0	2	Shelby	0	1	0	1	1	0	0	0	2	2	2	0	9	
Grant	0	0	0	2	0	0	0	0	1	1	0	0	4	Spencer	0	0	0	0	0	0	0	0	0	0	0	0	0	0
Greene	0	0	1	0	0	0	0	0	1	1	1	0	4	Starke	0	0	0	0	0	0	0	0	1	2	1	0	4	
Hamilton	0	0	2	0	3	0	0	1	1	6	1	0	14	Steuben	1	0	0	0	2	0	1	0	2	3	0	0	9	
Hancock	0	0	0	1	2	0	1	1	0	5	0	0	10	Sullivan	0	0	0	0	0	0	0	0	0	0	0	0	0	0
Harrison	0	0	0	1	0	0	0	0	1	2	0	0	4	Switzerland	0	0	1	1	1	0	0	0	2	0	0	0	0	5
Hendricks	0	0	1	0	0	0	2	1	2	0	0	0	6	Tippecanoe	0	0	4	4	4	2	2	3	2	3	2	0	26	
Henry	0	0	3	0	0	0	0	1	0	1	0	0	5	Tipton	0	0	0	0	0	0	0	0	0	1	0	0	1	
Howard	0	0	1	1	6	0	1	0	1	6	0	0	16	Union	0	0	0	0	2	0	0	0	0	1	0	0	3	
Huntington	0	0	1	0	1	0	0	0	0	1	0	0	3	Vanderburgh	0	0	3	0	1	0	2	2	7	6	2	0	23	
Jackson	0	0	0	0	1	0	1	3	1	2	0	0	8	Vermillion	0	0	2	0	0	0	0	0	0	0	2	0	4	
Jasper	0	1	0	0	0	0	0	0	1	3	2	0	7	Vigo	0	1	0	1	0	0	1	2	2	3	0	0	10	
Jay	0	0	0	0	0	0	0	0	0	6	0	0	6	Wabash	0	0	1	0	1	0	0	0	0	3	2	0	7	
Jefferson	0	0	0	0	2	0	0	1	1	2	0	0	6	Warren	0	0	0	0	0	0	0	0	0	0	0	0	0	0
Jennings	0	0	0	1	1	0	0	0	0	0	0	0	2	Warrick	0	0	1	0	0	0	0	0	0	1	0	0	2	
Johnson	0	0	1	3	5	0	1	2	2	8	2	0	24	Washington	0	0	0	0	1	0	0	0	0	3	1	0	5	
Knox	0	0	0	1	1	0	0	0	0	1	1	0	4	Wayne	0	0	1	0	1	0	0	0	2	3	2	0	9	
Kosciusko	0	0	1	0	0	0	0	1	2	6	0	0	10	Wells	0	0	0	0	0	0	0	2	1	4	3	0	10	
LaGrange	0	0	0	0	0	0	0	0	0	2	0	0	2	White	0	0	0	0	0	0	0	0	0	0	0	0	0	0
Lake	1	0	1	1	3	0	2	3	0	3	0	0	14	Whitley	0	0	0	0	0	0	0	1	1	1	0	0	3	
LaPorte	0	0	2	2	0	1	0	1	1	2	0	0	9	Unknown	0	0	0	0	0	0	0	0	0	0	0	0	1	1
Lawrence	0	0	1	0	1	0	0	1	0	3	1	0	7	Totals	7	11	80	70	67	8	32	66	92	231	63	1	728	

Data based on Most Serious Offense and includes only New- and Rec commitments.
 Parole violators are not included.

*"Other" may include missing, habitual offense, contempt of court, or misdemeanor.

**"Unknown" represents offenders who were sentenced to DOC, but County of Commitment data was unavailable.

Source: Prsadm7.pgm

Indiana Department of Correction

Table 7

Release Type by County of Commitment - Adult Offenders

February 2017

County	Release Type				Total	County	Release Type				Total
	Parole	Probation	Discharged	CTP			Parole	Probation	Discharged	CTP	
Adams	3	2	0	0	5	Madison	10	11	1	3	25
Allen	18	14	3	12	47	Marion	102	56	19	15	192
Bartholomew	4	0	0	2	6	Marshall	4	2	0	1	7
Benton	1	0	0	0	1	Martin	2	1	0	1	4
Blackford	0	1	1	0	2	Miami	2	1	0	0	3
Boone	2	1	0	0	3	Monroe	7	0	1	6	14
Brown	1	0	0	0	1	Montgomery	4	0	0	0	4
Carroll	0	1	0	0	1	Morgan	4	1	0	0	5
Cass	2	2	0	2	6	Newton	3	0	0	0	3
Clark	0	2	1	1	4	Noble	3	0	0	1	4
Clay	1	2	1	0	4	Ohio	0	1	1	0	2
Clinton	0	3	0	2	5	Orange	1	0	0	0	1
Crawford	0	1	0	0	1	Owen	0	1	0	0	1
Daviess	0	1	0	2	3	Parke	1	0	0	1	2
Dearborn	12	10	0	0	22	Perry	1	0	0	0	1
Decatur	5	1	1	0	7	Pike	0	1	0	0	1
DeKalb	3	0	0	1	4	Porter	7	4	1	0	12
Delaware	4	3	0	1	8	Posey	2	1	1	2	6
Dubois	0	1	0	2	3	Pulaski	1	0	0	1	2
Elkhart	16	10	3	7	36	Putnam	5	4	0	1	10
Fayette	7	3	1	4	15	Randolph	1	1	0	3	5
Floyd	3	3	0	0	6	Ripley	1	1	1	0	3
Fountain	1	0	0	0	1	Rush	1	0	0	0	1
Franklin	1	3	1	0	5	St. Joseph	13	13	1	2	29
Fulton	2	1	0	0	3	Scott	4	4	2	0	10
Gibson	1	0	1	1	3	Shelby	15	5	1	1	22
Grant	13	6	2	4	25	Spencer	1	1	0	1	3
Greene	1	1	0	0	2	Starke	3	1	0	1	5
Hamilton	13	4	5	0	22	Steuben	1	1	0	1	3
Hancock	4	3	0	1	8	Sullivan	2	2	0	0	4
Harrison	1	2	0	1	4	Switzerland	0	1	0	0	1
Hendricks	6	1	3	2	12	Tippecanoe	12	19	0	5	36
Henry	4	7	0	0	11	Tipton	0	0	1	0	1
Howard	2	5	3	2	12	Union	0	1	0	1	2
Huntington	5	3	2	0	10	Vanderburgh	13	3	1	7	24
Jackson	5	2	2	1	10	Vermillion	2	0	0	0	2
Jasper	4	1	1	1	7	Vigo	2	3	0	8	13
Jay	3	3	0	0	6	Wabash	3	6	0	1	10
Jefferson	8	3	0	2	13	Warren	0	0	0	0	0
Jennings	3	0	0	0	3	Warrick	1	1	0	0	2
Johnson	4	4	2	1	11	Washington	0	0	0	0	0
Knox	1	1	1	0	3	Wayne	9	3	2	2	16
Kosciusko	1	1	1	1	4	Wells	5	4	2	0	11
LaGrange	1	2	1	0	4	White	1	0	0	1	2
Lake	15	0	2	11	28	Whitley	0	0	0	0	0
LaPorte	6	3	0	0	9	Unknown	0	0	1	0	1
Lawrence	1	3	1	1	6	Totals	437	274	75	131	917

This data excludes Temporary Moves, Safekeepers, Predispositions, Escapes, Deaths, releases from CTP and releases from Out of State Parole.

*"Unknown" represents offenders who were sentenced to DOC, but County of Commitment data was unavailable.

Source: prisrel7.pgm

Indiana Department of Correction
Table 8
The Number of Department of Correction Offenders
Held in County Jails*
February 27 , 2017

<u>County</u>	<u>Adult Male</u>	<u>Adult Female</u>	<u>County</u>	<u>Adult Male</u>	<u>Adult Female</u>	<u>County</u>	<u>Adult Male</u>	<u>Adult Female</u>
Adams	0	0	Hendricks	1	0	Pike	0	0
Allen	19	2	Henry**	1	0	Porter	4	0
Bartholomew	0	0	Howard	4	0	Posey	0	0
Benton	0	0	Huntington	0	0	Pulaski**	0	0
Blackford**	6	0	Jackson	0	0	Putnam**	2	0
Boone	2	0	Jasper	4	0	Randolph	1	1
Brown	0	0	Jay	1	0	Ripley	2	0
Carroll	0	0	Jefferson	3	0	Rush	1	1
Cass	2	1	Jennings	6	1	St. Joseph	12	6
Clark	1	1	Johnson	3	0	Scott	1	0
Clay	3	0	Knox**	1	0	Shelby	1	1
Clinton	5	0	Kosciusko	4	1	Spencer**	0	0
Crawford**	0	0	LaGrange	4	1	Starke	3	0
Daviess	0	0	Lake	18	0	Steuben	0	0
Dearborn	4	1	LaPorte	1	0	Sullivan	0	0
Decatur	0	0	Lawrence	4	1	Switzerland	5	0
DeKalb	0	0	Madison	12	0	Tippecanoe	5	0
Delaware	4	0	Marion	26	4	Tipton	0	0
Dubois	0	0	Marshall	3	1	Union	0	0
Elkhart	31	1	Martin	3	0	Vanderburgh	12	1
Fayette	0	1	Miami	14	1	Vermillion	1	0
Floyd	0	0	Monroe	0	0	Vigo	6	1
Fountain	1	0	Montgomery	1	1	Wabash	2	1
Franklin	5	0	Morgan	3	1	Warren	0	0
Fulton	1	0	Newton	0	0	Warrick	3	0
Gibson	1	0	Noble	2	0	Washington	0	0
Grant	2	1	Ohio	0	1	Wayne	9	1
Greene	0	0	Orange**	0	1	Wells**	2	0
Hamilton	1	0	Owen	0	1	White	1	1
Hancock	0	1	Parke	0	0	Whitley	0	0
Harrison**	7	2	Perry	1	0	Total	288	40

* Data is based on known frequencies reported by the counties, some county data may be missing

** County Jail Substance Abuse Programs

SOURCE: Offender
Movement

Indiana Department of Correction
Table 9
Community Transition Program
Average Daily Populations

<u>Month</u>	<u>2013</u>	<u>2014</u>	<u>2015</u>	<u>2016</u>	<u>2017</u>
January	493	521	457	518	465
February	475	511	442	480	475
March	511	492	468	492	
April	510	470	529	518	
May	509	496	549	499	
June	522	504	539	469	
July	533	494	539	491	
August	495	475	559	496	
September	513	479	538	509	
October	527	484	564	478	
November	558	482	528	470	
December	<u>544</u>	<u>475</u>	<u>522</u>	<u>461</u>	
YEARLY AVERAGE	516	490	519	490	470

Source: CTP Database and OIS Warmbody

Indiana Department Of Correction
Table 10
Community Transition Program
February 2017 Release Information (Felony Level A-D)

Total number of offenders eligible to be released during February 2017 =		323
Felony A and B total =	211	
Felony C total =	89	
Felony D total =	19	
Murder =	4	
Total number of offenders transitioned to counties for CTP =		98
By default (lack of response from judge)		
Felony A or B =	0	
Felony C =	10	
Felony D =	5	
By approval by court order from judge		
Felony A or B =	63	
Felony C =	16	
Felony D =	2	
Murder =	2	
Total number of offenders transitioned to counties then returned to DOC due to refusal (court ordered denial upon receipt of offender) =		0
Total number of court ordered denials =		146
Felony A or B =	83	
Felony C =	52	
Felony D =	10	
Murder =	1	
Total number of Felony A or B, or Murder denials by default (no response from judge) =		52
Total number of offenders who became ineligible after eligibility determined but prior to CTP commencement date (reasons include change in Earliest Possible Release Date, change in warrant status, released to probation or to parole, other miscellaneous) =		27
Felony A or B =	14	
Felony C =	11	
Felony D =	2	
Murder =	0	

Indiana Department Of Correction
Table 10
Community Transition Program
February 2017 Release Information (Felony Level 1-6)

Total number of offenders eligible to be released during February 2017 =	120
Felony 1 and 2 total =	1
Felony 3 and 4 total =	24
Felony 5 and 6 total =	95
Total number of offenders transitioned to counties for CTP =	46
By default (lack of response from judge)	
Felony 1 and 2 total	0
Felony 3 and 4 total :	0
Felony 5 and 6 total :	14
By approval by court order from judge	
Felony 1 and 2 total	1
Felony 3 and 4 total :	7
Felony 5 and 6 total :	24
Total number of offenders transitioned to counties then returned to DOC due to refusal (court ordered denial upon receipt of offender) =	0
Total number of court ordered denials =	59
Felony 1 and 2 total =	0
Felony 3 and 4 total =	12
Felony 5 and 6 total =	47
Total number of Felony 1 or 2, or Murder denials by default (no response from judge) =	5
Total number of offenders who became ineligible after eligibility determined but prior to CTP commencement date (reasons include change in Earliest Possible Release Date, change in warrant status, released to probation or to parole, other miscellaneous) =	10
Felony 1 and 2 total =	0
Felony 3 and 4 total =	0
Felony 5 and 6 total =	10

Indiana Department of Correction
Table 11
Total Number of Felony Offenses
Committed to the Indiana Department of Correction

February 2017

Felony Level	Primary Offense	Secondary Offense	Feb-17		This Calendar Year	
			SEX		SEX	
			F	M	F	M
Murder	Murder (35-42-1-1)		1	6	1	16
Murder Total			1	6	1	16

Felony Level	Primary Offense	Secondary Offense	Feb-17		This Calendar Year	
			SEX		SEX	
			F	M	F	M
A Felony	Burglary (35-43-2-1)		-	1	-	1
	Child Molesting (35-42-4-3)		-	4	-	17
	Dealing Cocaine or Narcotic Drug (35-48-4-1)		1	3	2	8
	Dealing Sched I, II, or III Cntrld Sub (35-48-4-2)		-	-	-	1
	Neglect of a Dependent/Death (35-46-1-4)		-	1	-	1
	Possession of Cocaine or Narcotic Drug (35-48-4-6)		-	1	-	1
	Rape (35-42-4-1)		-	1	-	1
	Robbery (35-42-5-1)		-	2	-	3
	Voluntary Manslaughter (35-42-1-3)		-	-	1	-
A Felony Total			1	13	3	33

Felony Level	Primary Offense	Secondary Offense	Feb-17		This Calendar Year	
			SEX		SEX	
			F	M	F	M
B Felony	Aggravated Battery (35-42-2-1.5)		-	1	-	3
	Arson (35-43-1-1)		-	1	-	2
	Battery (35-42-2-1)		-	-	-	1
	Burglary (35-43-2-1)		3	24	5	49
	Carjacking (35-42-5-2)		-	-	-	1
	Child Molesting (35-42-4-3)		-	11	-	18
	Criminal Confinement (35-42-3-3)		-	2	-	5
	Criminal Deviate Conduct (35-42-4-2)		-	3	-	3
	Dealing Cocaine or Narcotic Drug (35-48-4-1)		-	11	5	28
	Dealing Methamphetamine (35-48-4-1.1)		3	8	7	19
	Dealing Sched I, II, or III Cntrld Sub (35-48-4-2)		3	5	7	14
	Fail to Stop Accident w/Injury (9-26-1-1)		-	1	-	1
	Felon in Possession of a Firearm (35-47-4-5)		-	5	-	8
	Possession Methamphetamine (35-48-4-6.1)		-	2	1	3
	Possession of Cocaine or Narcotic Drug (35-48-4-6)		2	1	3	1
	Rape (35-42-4-1)		-	-	-	1
	Robbery (35-42-5-1)		1	12	1	27
	Sexual Misconduct with a Minor (35-42-4-9)		-	-	-	7
B Felony Total			12	87	29	191

Felony Level	Primary Offense	Secondary Offense	Feb-17		This Calendar Year	
			SEX		SEX	
			F	M	F	M
C Felony	Assisting a Criminal (35-44-3-2)		-	-	-	1
	Battery (35-42-2-1)		-	6	-	15
	Battery by Bodily Waste (35-42-2-6)		-	-	1	-
	Burglary (35-43-2-1)		-	7	1	19
	Carrying Handgun w/o License (35-47-2-23)		-	1	-	4
	Child Exploitation (35-42-4-4)		-	-	-	1
	Child Molesting (35-42-4-3)		-	6	-	17
	Child Seduction (35-42-4-7)		1	-	1	-
	Corrupt Business Influence (35-45-6-2)		-	2	-	3
	Criminal Confinement (35-42-3-3)		-	2	-	3
	Criminal Recklessness (35-42-2-2)		-	1	-	3
	Dealing/Poss. Look-Alike Subs (35-48-4-4.6)		-	1	-	1
	Escape/Failure to Return (35-44-3-5)		-	1	-	2
	Failure to Register as a Sex Offender (11-8-8-17)		-	2	-	2
	Firearm w/in One Mile of School (35-47-2-1)		-	1	-	1
	Forgery (35-43-5-2)		10	7	15	16
	Fraud on Financial Institution (35-43-5-8)		1	2	4	2
	Handgun Violation (35-47-2-7)		1	1	1	1
	Intimidation (35-45-2-1)		-	2	-	3
	Neglect of a Dependent (35-46-1-4)		-	-	-	4
	Non-Support of Dependent Child (35-46-1-5)		1	8	2	13
	Obliterating Handgun I.D. (35-47-2-18)		-	-	-	1
	Operating Vehicle Intoxicated/Death (9-30-5-5)		-	1	-	1
	Operating Vehicle w/Lifetime Suspension (9-30-10-17)		-	8	-	9
	Possession Methamphetamine (35-48-4-6.1)		-	-	1	1
	Possession of Cocaine or Narcotic Drug (35-48-4-6)		-	2	-	5
	Possession of Controlled Substance (35-48-4-7)		-	2	-	2
	Possession of Precursors (35-48-4-14.5)		-	1	-	2
	Reckless Homicide (35-42-1-5)		-	-	-	2
	Robbery (35-42-5-1)		1	4	2	7
	Security Fraud (23-19-5-1)		-	-	-	1
	Sexual Misconduct with a Minor (35-42-4-9)		-	4	-	6
	Theft, Receiving Stolen Property (35-43-4-2)		1	1	1	1
	Trafficking with an Inmate (35-44-3-9)		1	-	2	-
	Welfare Fraud (35-43-5-7)		1	-	1	-
C Felony Total			18	73	32	149

Felony Level	Primary Offense	Secondary Offense	Feb-17		This Calendar Year	
			SEX		SEX	
			F	M	F	M
D Felony	Accident/Failure to Stop-Serious Inj/Death (9-26-1-8)		-	1	-	1
	Auto Theft, Receiving Stolen Parts (35-43-4-2.5)		-	1	-	3
	Battery (35-42-2-1)		-	1	-	2
	Battery by Bodily Waste (35-42-2-6)		-	1	-	2
	Check Fraud (35-43-5-12)		-	1	-	6
	Child Exploitation (35-42-4-4)		-	-	-	1
	Child Solicitation (35-42-4-6)		-	1	-	1
	Criminal Confinement (35-42-3-3)		-	1	-	3
	Criminal Recklessness (35-42-2-2)		-	7	-	7
	Cultivation of Marijuana (35-48-4-1)		-	1	-	1
	Dealing Counterfeit Substance (35-48-4-5)		-	1	-	1
	Dealing Marijuana, Hash Oil, or Hashish (35-48-4-10)		1	-	1	-
	Dealing Subs. Represent as Cntrld Subs. (35-48-4-4.5)		-	-	-	1
	Domestic Battery (35-42-2-1.3)		-	2	-	3
	Driving While Suspended/Oper Veh HTV (9-30-10-16)		-	6	-	6
	Dump Controlled Substance Waste (38-48-4-4.1)		-	1	-	1
	Fail to Stop Accident w/Injury (9-26-1-1)		-	-	-	1
	Failure to Register as a Sex Offender (11-8-8-17)		-	1	-	2
	Failure to Return to Lawful Detention (35-44-3-5)		-	7	1	8
	Forgery, Counterfeit (35-43-5-2)		-	-	-	1
	Fraud (35-43-5-4)		3	-	4	2
	Identity Deception (35-43-5-3.5)		1	1	3	1
	Intimidation (35-45-2-1)		-	1	-	2
	Invasion of Privacy (35-46-1-15.1)		-	-	1	-
	Maintaining a Common Nuisance (35-48-4-13)		-	4	2	8
	Neglect of a Dependent (35-46-1-4)		1	2	1	3
	Non-Support of a Child (35-46-1-5)		-	3	-	14
	Operating Vehicle Intox-Prior (9-30-5-3)		-	5	-	12
	Operating Vehicle Intoxicated-Endanger (9-30-5-2)		-	-	2	1
	Operating Vehicle Intoxicated-Serious Injury (9-30-5-4)		-	-	-	1
	Pointing a Firearm (35-47-4-3)		-	2	-	2
	Poss. of Marijuana, Hash Oil, or Hashish (35-48-4-11)		3	1	3	4
	Possession - Syringe/Needle (16-42-19-18)		-	-	2	-
	Possession of Cocaine or Narcotic Drug (35-48-4-6)		1	3	2	4
	Possession of Controlled Substance (35-48-4-7)		1	5	2	9
	Possession of Methamp Subst Tax (6-7-3-11-B)		-	1	-	1
	Possession of Methamphetamine (35-48-4-6.1)		1	5	3	9
	Possession of Precursors (35-48-4-14.5)		1	2	2	5
	Residential Entry (35-43-2-1.5)		-	2	1	4
	Resisting Law Enforcement (35-44-3-3)		-	1	-	9
	Sexual Battery (35-42-4-8)		-	2	-	2
	Sexual Misconduct with a Minor (35-42-4-9)		-	2	-	2
	Strangulation (35-42-2-9)		-	2	-	3
	Synthetic ID Deception (35-43-5-3.8)		-	1	-	1
	Theft, Receiving Stolen Property (35-43-4-2)		16	28	23	58
	Welfare Fraud (35-43-5-7)		-	1	-	1
D Felony Total			29	107	53	209

Felony Level	Primary Offense	Secondary Offense	Feb-17		This Calendar Year	
			SEX		SEX	
			F	M	F	M
Level 1 Felony	Attempt to Commit a Felony (35-41-5-1)	Murder (35-42-1-1)	1	1	1	3
	Child Molesting (35-42-4-3)		1	10	1	20
	Conspiracy (35-41-5-2)	Child Molesting (35-42-4-3)	-	-	1	-
	Neglect of a Dependent/Death (35-46-1-4)		-	2	1	2
Level 1 Felony Total			2	13	4	25

Felony Level	Primary Offense	Secondary Offense	Feb-17		This Calendar Year	
			SEX		SEX	
			F	M	F	M
Level 2 Felony	Aiding, Inducing or Causing an Offense (35-41-2-4)	Robbery (35-42-5-1)	-	-	-	2
		Voluntary Manslaughter (35-42-1-3)	-	1	-	1
	Attempt to Commit a Felony (35-41-5-1)	Robbery (35-42-5-1)	-	-	-	1
		Voluntary Manslaughter (35-42-1-3)	-	1	-	1
	Burglary (35-43-2-1)		-	2	-	3
	Child Molesting (35-42-4-3)		-	1	-	1
	Conspiracy (35-41-5-2)	Burglary (35-43-2-1)	-	1	-	1
		Robbery (35-42-5-1)	-	-	-	1
	Dealing Cocaine or Narcotic Drug (35-48-4-1)		1	15	1	22
	Dealing Methamphetamine (35-48-4-1.1)		2	10	7	21
	Dealing Sched I, II, or III Cntrld Sub (35-48-4-2)		-	2	-	2
	Kidnapping (35-42-3-2)		-	-	-	1
	Robbery (35-42-5-1)		-	-	-	4
	Voluntary Manslaughter (35-42-1-3)		-	4	-	4
Level 2 Felony Total			3	37	8	65

Felony Level	Primary Offense	Secondary Offense	Feb-17		This Calendar Year	
			SEX		SEX	
			F	M	F	M
Level 3 Felony	Accident/Failure to Stop-Serious Inj/Death (9-26-1-1.1)		-	-	1	1
	Aggravated Battery (35-42-2-1.5)		-	8	-	10
	Aiding, Inducing or Causing an Offense (35-41-2-4)	Robbery (35-42-5-1)	1	-	1	2
	Attempt to Commit a Felony (35-41-5-1)	Aggravated Battery (35-42-2-1.5)	-	2	-	2
		Robbery (35-42-5-1)	-	1	-	3
	Battery (35-42-2-1)		-	2	-	3
	Burglary (35-43-2-1)		-	1	-	1
	Child Molesting (35-42-4-3)		-	6	-	7
	Conspiracy (35-41-5-2)	Aggravated Battery (35-42-2-1.5)	-	1	-	1
		Criminal Confinement (35-42-3-3)	-	1	-	1
		Robbery (35-42-5-1)	-	1	2	3
	Criminal Confinement (35-42-3-3)		-	8	-	10
	Dealing Cocaine or Narcotic Drug (35-48-4-1)		-	4	-	7
	Dealing Methamphetamine (35-48-4-1.1)		-	2	4	9
	Dealing Sched I, II, or III Cntrld Sub (35-48-4-2)		1	-	1	2
	Dealing Sched IV Cntrld Sub (35-48-4-3)		-	-	-	1
	Human Sexual Trafficking (35-42-3.5-1)		-	-	1	-
	Kidnapping (35-42-3-2)		-	1	-	1
	Neglect of a Dependent/Death (35-46-1-4)		1	-	2	-
	Possession of Cocaine or Narcotic Drug (35-48-4-6)		-	3	1	4
	Possession of Methamphetamine (35-48-4-6.1)		1	1	3	3
	Rape (35-42-4-1)		-	3	-	5
	Resisting Law Enforcement (35-44.1-3-1)		-	1	-	1
	Robbery (35-42-5-1)		1	25	4	50
Level 3 Felony Total			5	71	20	127

Felony Level	Primary Offense	Secondary Offense	Feb-17		This Calendar Year	
			SEX		SEX	
			F	M	F	M
Level 4 Felony	Aiding, Inducing or Causing an Offense (35-41-2-4)	Child Molesting (35-42-4-3)	-	-	-	2
		Dealing Methamphetamine (35-48-4-1.1)	1	-	3	-
	Arson (35-43-1-1)		-	1	-	2
	Attempt to Commit a Felony (35-41-5-1)	BURGLARY (35-43-2-1)	-	-	1	1
		Child Molesting (35-42-4-3)	-	-	-	1
	BURGLARY (35-43-2-1)		4	25	13	45
	Child Molesting (35-42-4-3)		-	19	-	32
	Child Solicitation (35-42-4-6)		-	1	-	1
	Conspiracy (35-41-5-2)	BURGLARY (35-43-2-1)	-	-	1	-
		Dealing Cocaine or Narcotic Drug (35-48-4-1)	1	1	1	2
	Dealing Cocaine or Narcotic Drug (35-48-4-1)		1	14	7	25
	Dealing Methamphetamine (35-48-4-1.1)		10	7	12	24
	Dealing Sched I, II, or III Cntrld Sub (35-48-4-2)		-	1	1	4
	Dealing Sched IV Controlled Substance (35-48-4-3)		-	-	-	1
	Felon in Possession of a Firearm (35-47-4-5)		-	29	1	44
	POSSESSION OF DANGEROUS DEVICE (35-44.1-3-7)		-	1	-	1
	Possession of Cocaine or Narcotic Drug (35-48-4-6)		3	3	4	3
	Possession of Methamphetamine (35-48-4-6.1)		-	5	1	7
	Promoting Prostitution, under 18 (35-45-4-4)		-	-	-	1
	Sexual Misconduct with a Minor (35-42-4-9)		2	5	3	17
Vicarious Sexual Gratification (35-42-4-5)		-	2	-	2	
Level 4 Felony Total			22	114	48	215

Felony Level	Primary Offense	Secondary Offense	Feb-17		This Calendar Year	
			SEX		SEX	
			F	M	F	M
Level 5 Felony	ASSISTING A CRIMINAL (35-44.1-2-5)		-	1	-	2
	Accident/Failure to Stop-Serious Inj/Death (9-26-1-8)		-	1	-	1
	Aiding, Inducing or Causing an Offense (35-41-2-4)	BURGLARY (35-43-2-1)	-	1	-	1
		Child Exploitation (35-42-4-4)	-	1	-	1
		DEALING IN METHAMPHETAMINE (35-48-4-4)	-	1	-	1
		ESCAPE (35-44.1-3-4)	-	-	1	-
		TRAFFICKING WITH AN INMATE (35-44.1-3-4)	-	-	-	1
	Attempt to Commit a Felony (35-41-5-1)	BURGLARY (35-43-2-1)	-	2	-	3
		DEALING IN METHAMPHETAMINE (35-48-4-4)	-	-	1	1
		Robbery (35-42-5-1)	1	-	1	-
	BATTERY (35-42-2-1)		3	36	10	61
	BURGLARY (35-43-2-1)		-	50	3	80
	CRIMINAL CONFINEMENT (35-42-3-3)		-	5	-	10
	Child Exploitation (35-42-4-4)		-	5	-	6
	Child Solicitation (35-42-4-6)		-	2	-	5
	Conspiracy (35-41-5-2)	BURGLARY (35-43-2-1)	-	-	-	4
		DEALING IN METHAMPHETAMINE (35-48-4-4)	-	-	1	-
		Dealing Cocaine or Narcotic Drug (35-48-4-1)	-	-	-	3
		Dealing Marijuana, Hash Oil, or Hashish (35-48-4-4)	-	-	-	1
		Fraud on Financial Institution (35-43-5-8)	-	1	-	1
		Intimidation (35-45-2-1)	-	-	1	-
		TRAFFICKING WITH AN INMATE (35-44.1-3-4)	-	1	-	1
	Controlled Substance Registration (35-48-4-14)		-	-	-	1
	Corrupt Business Influence (35-45-6-2)		-	3	2	5
	Criminal Recklessness (35-42-2-2)		1	4	1	5
	DEALING IN METHAMPHETAMINE (35-48-4-1.1)		3	15	8	43
	Dangerous Control of a Handgun (35-47-10-6)		-	1	-	1
	Dealing Cocaine or Narcotic Drug (35-48-4-1)		3	17	9	39
	Dealing Methamphetamine (35-48-4-1.1)		1	5	4	18
	Dealing Sched I, II, or III Cntrld Sub (35-48-4-2)		1	4	1	5
	Dealing Sched IV Cntrld Sub (35-48-4-3)		1	-	1	1
	Dealing/Poss. Look-Alike Subs (35-48-4-4.6)		1	-	2	3
	Disarm/Attempt to Disarm an Officer (35-44.1-3-2)		-	-	-	2
	Domestic Battery (35-42-2-1.3)		-	3	1	6

Felony Level	Primary Offense	Secondary Offense	Feb-17		This Calendar Year	
			SEX		SEX	
			F	M	F	M
Level 5 Felony	Driving Suspended/Death (9-24-19-4)		-	1	-	1
Cont.	ESCAPE (35-44.1-3-4)		1	6	1	7
	Failure to Register as a Sex Offender (11-8-8-17)		-	10	-	15
	Firearm w/in One Mile of School (35-47-2-1)		1	20	2	53
	Fraud on Financial Institution (35-43-5-8)		1	4	3	6
	Home Improvement Fraud (35-43-6-12)		-	1	-	1
	Intimidation (35-45-2-1)		-	3	2	11
	Kidnapping (35-42-3-2)		-	-	-	1
	Neglect of a Dependent/Death (35-46-1-4)		1	1	3	1
	Non-Support of Dependent Child (35-46-1-5)		-	2	-	3
	OP VEH AFT LIFE SUSP (9-30-10-17)		-	22	-	43
		Habitual Offender Controlled Substance (35-50-2-	-	-	-	1
	Obliterating Handgun I.D. (35-47-2-18)		-	-	-	2
	Operating Vehicle Intoxicated-Contrld Sub (9-30-5-1)		-	1	-	2
	Operating Vehicle Intoxicated/Death (9-30-5-5)		-	-	-	1
	POSSESSION OF SYRINGES OR NEEDLES 16-42-19-18		2	1	3	2
	Possession OF Dangerous Device (35-44.1-3-7)		1	2	1	4
	Possession of Cocaine or Narcotic Drug 35-48-4-6		2	11	3	18
	Promoting Prostitution (35-45-4-4)		-	-	-	2
	Reckless Homicide (35-42-1-5)		-	1	-	4
	Resisting Law Enforcement (35-44.1-3-1)		-	2	-	2
	Robbery (35-42-5-1)		-	10	-	22
	Sexual Misconduct with a Minor (35-42-4-9)		-	5	-	8
	Stalking (35-45-10-5)		-	3	-	3
	Synthetic ID Deception (35-43-5-3.8)		-	1	-	1
	TRAFFICKING WITH AN INMATE (35-44.1-3-5)		-	-	1	1
	Theft, Receiving Stolen Property (35-43-4-2)		-	1	-	1
Level 5 Felony Total			24	267	66	528

Felony Level	Primary Offense	Secondary Offense	Feb-17		This Calendar Year	
			SEX		SEX	
			F	M	F	M
Level 6 Felony	AIDING IN MANUFACTURE OF SCH II CONT SUB (35-48-4-2)		-	-	-	1
	Accident/Failure to Stop-Serious Inj/Death (9-26-1-8)		-	-	-	1
	Aiding, Inducing or Causing an Offense (35-41-2-4)	Maintaining Common Nuisance (35-48-4-13)	-	-	1	-
		RESIDENTIAL ENTRY (35-43-2-1.5)	-	-	-	1
	Assisting a Criminal (35-44.1-2-5)		-	-	-	1
	Attempt to Commit a Felony (35-41-5-1)	Auto Theft, Receiving Stolen Parts (35-43-4-2.5)	-	1	-	1
	Auto Theft, Receiving Stolen Parts (35-43-4-2.5)		-	11	2	25
	BATTERY 35-42-2-1		-	12	2	20
	CRIMINAL CONFINEMENT (35-42-3-3)		-	5	-	12
	CRIMINAL RECKLESSNES (35-42-2-2)		-	5	-	9
	Check Fraud (35-43-5-12)		-	-	-	1
	Child Exploitation (35-42-4-4)		-	1	-	1
	Criminal Confinement (35-42-3-3)		-	-	-	1
	DUMPING CONTROLLED SUBSTANCE WASTE (35-48-4-4.1)		-	-	-	1
	Dealing Counterfeit Substance (35-48-4-5)		-	-	-	1
	Dealing Marijuana, Hash Oil, or Hashish (35-48-4-10)		1	2	2	4
	Dealing Marijuana, Hash Oil, or Hashish (35-48-4-2A-1)		-	1	-	1
	Dealing Sched I, II, or III Cntrld Sub (35-48-4-2(A))		-	-	-	1
	Dealing Sched IV Cntrld Sub (35-48-4-3)		1	-	1	1
	Dealing/Poss. Look-Alike Subs (35-48-4-10.5)		-	-	1	-
	ESCAPE 35-44.1-3-4		1	5	4	20
	FAIL TO REGR SEX OFF (11-8-8-17)		-	2	-	6
	FAILURE TO APPEAR (35-44.1-2-9)		1	3	1	5
	FORGERY,COUNTERFEITING,APPLICATION FRAUD (35-43-5-2)		5	4	6	5
	Failure to Return to Acc Result Serious Inj (9-26-1-1(2))		-	2	-	2
	INTIMIDATION (35-45-2-1)		-	6	-	11
	INVASION OF PRIVACY (35-46-1-15.1)		1	5	1	13
	Identity Deception (35-43-5-3.5)		-	-	-	4
	Insurance Fraud (35-43-5-4.5)		-	1	-	3
	Interfering w/ Law Enforcement Animal (35-46-3-11(A))		-	1	-	1
	Maintaining Common Nuisance (35-48-4-13)		1	5	4	9
	Neglect of a Dependent/Death (35-46-1-4)		4	-	5	3
	Non-Support of Dependent Child (35-46-1-5)		-	1	1	2

Felony Level	Primary Offense	Secondary Offense	Feb-17		This Calendar Year	
			SEX		SEX	
			F	M	F	M
Level 6 Felony	OPER VEHICLE - INTOX - PREV CONVICTION (9-30-5-3)		-	7	-	11
Cont.	Obstruction of Justice (35-44.1-2-2)		1	1	1	3
	Operating Vehicle Intoxicated-Contrlld Sub (9-30-5-1)		-	1	2	2
	Operating Vehicle Intoxicated-Endanger (9-30-5-2)		-	4	2	8
	Operating Vehicle-Habitual Violation (9-30-10-16)		-	6	2	8
	POSSESS PRECURSORS (35-48-4-14.5)		-	2	-	3
	POSSESSION OF SYRINGES OR NEEDLES (16-42-19-18)		6	9	7	17
	POSSESSION OR USE OF LEGEND DRUG (16-42-19-13)		-	1	2	3
	PROSTITUTION (35-45-4-2)		-	-	2	-
	Pointing a Firearm (35-47-4-3)		-	3	-	4
	Possession of Cocaine or Narcotic Drug (35-48-4-6)		5	12	7	19
	Possession of Methamphetamine (35-48-4-6.1)		1	17	5	25
	RESIDENTIAL ENTRY (35-43-2-1.5)		-	2	1	6
	RESISTING LAW ENFORC (35-44.1-3-1)		-	15	1	34
	Sexual Battery (35-42-4-8)		-	2	-	3
	Sexual Misconduct with a Minor (35-42-4-9)		1	-	1	-
	Stalking (35-45-10-5)		-	1	-	1
	Strangulation (35-42-2-9)		-	3	-	9
	Theft, Receiving Stolen Property (35-43-4-2)		3	28	10	52
Level 6 Felony Total			32	187	74	375
Felony Level	Primary Offense	Secondary Offense	Feb-17		This Calendar Year	
			SEX		SEX	
			F	M	F	M
	FIREARM ENHANCEMENT (35-50-2-13)		-	1	-	1
	Habitual Offender (35-50-2-8)		-	-	-	1
	Habitual Offender Controlled Substance (35-50-2-10)		-	2	1	6
Habitual Off Total			-	3	1	8
Grand Total			Feb-17		This Calendar Year	
			SEX		SEX	
			F	M	F	M
Grand Total			149	978	339	1941

Note: Offense data may not be available for all offenders at the time this table was prepared.

Only new commitments and probation violations are reported on this table.

Parole and Community Transition Program violators are excluded on this table.

Source: SAS - all.citations_mso.pgm

Indiana Department of Correction
 Table 12
 Number of New Admissions by Most Serious Offense
 Committed to the Indiana Department of Correction

February 2017

Felony Level	Primary Offense	Secondary Offense	Feb-17		This Calendar Year	
			SEX		SEX	
			F	M	F	M
A Felony	Burglary (35-43-2-1)		-	1	-	1
	Child Molesting (35-42-4-3)		-	2	-	10
	Dealing Cocaine or Narcotic Drug (35-48-4-1)		1	3	2	7
	Dealing Sched I, II, or III Cntrld Sub (35-48-4-2)		-	-	-	1
	Neglect of a Dependent/Death (35-46-1-4)		-	1	-	1
	Possession of Cocaine or Narcotic Drug (35-48-4-6)		-	1	-	1
	Robbery (35-42-5-1)		-	2	-	2
	Voluntary Manslaughter (35-42-1-3)		-	-	1	-
A Felony Total			1	10	3	23

Felony Level	Primary Offense	Secondary Offense	Feb-17		This Calendar Year	
			SEX		SEX	
			F	M	F	M
B Felony	Aggravated Battery (35-42-2-1.5)		-	1	-	2
	Arson (35-43-1-1)		-	1	-	2
	Battery (35-42-2-1)		-	-	-	1
	Burglary (35-43-2-1)		3	17	5	36
	Child Molesting (35-42-4-3)		-	5	-	10
	Criminal Confinement (35-42-3-3)		-	2	-	4
	Criminal Deviate Conduct (35-42-4-2)		-	1	-	1
	Dealing Cocaine or Narcotic Drug (35-48-4-1)		-	11	4	27
	Dealing Methamphetamine (35-48-4-1.1)		3	6	7	16
	Dealing Sched I, II, or III Cntrld Sub (35-48-4-2)		3	4	7	13
	Fail to Stop Accident w/Injury (9-26-1-1)		-	1	-	1
	Felon in Possession of a Firearm (35-47-4-5)		-	5	-	8
	Possession Methamphetamine (35-48-4-6.1)		-	2	1	3
	Possession of Cocaine or Narcotic Drug (35-48-4-6)		2	1	2	1
	Rape (35-42-4-1)		-	-	-	1
	Robbery (35-42-5-1)		1	11	1	25
	Sexual Misconduct with a Minor (35-42-4-9)		-	-	-	5
B Felony Total			12	68	27	156

Felony Level	Primary Offense	Secondary Offense	Feb-17		This Calendar Year	
			SEX		SEX	
			F	M	F	M
C Felony	Assisting a Criminal (35-44-3-2)		-	-	-	1
	Battery (35-42-2-1)		-	4	-	10
	Battery by Bodily Waste (35-42-2-6)		-	-	1	-
	Burglary (35-43-2-1)		-	4	1	16
	Carrying Handgun w/o License (35-47-2-23)		-	-	-	2
	Child Exploitation (35-42-4-4)		-	-	-	1
	Child Molesting (35-42-4-3)		-	6	-	12
	Child Seduction (35-42-4-7)		1	-	1	-
	Corrupt Business Influence (35-45-6-2)		-	2	-	3
	Criminal Confinement (35-42-3-3)		-	2	-	3
	Criminal Recklessness (35-42-2-2)		-	1	-	3
	Dealing/Poss. Look-Alike Subs (35-48-4-4.6)		-	1	-	1
	Escape/Failure to Return (35-44-3-5)		-	1	-	1
	Failure to Register as a Sex Offender (11-8-8-17)		-	1	-	1
	Firearm w/in One Mile of School (35-47-2-1)		-	1	-	1
	Forgery (35-43-5-2)		10	7	15	15
	Fraud on Financial Institution (35-43-5-8)		1	1	4	1
	Handgun Violation (35-47-2-7)		-	1	-	1
	Intimidation (35-45-2-1)		-	1	-	2
	Neglect of a Dependent (35-46-1-4)		-	-	-	2
	Non-Support of Dependent Child (35-46-1-5)		1	6	2	11
	Operating Vehicle w/Lifetime Suspension (9-30-10-17)		-	6	-	7
	Possession Methamphetamine (35-48-4-6.1)		-	-	1	1
	Possession of Cocaine or Narcotic Drug (35-48-4-6)		-	-	-	2
	Possession of Controlled Substance (35-48-4-7)		-	2	-	2
	Possession of Precursors (35-48-4-14.5)		-	1	-	1
	Reckless Homicide (35-42-1-5)		-	-	-	2
	Robbery (35-42-5-1)		1	3	2	6
	Security Fraud (23-19-5-1)		-	-	-	1
	Sexual Misconduct with a Minor (35-42-4-9)		-	3	-	4
	Trafficking with an Inmate (35-44-3-9)		1	-	2	-
	Welfare Fraud (35-43-5-7)		1	-	1	-
C Felony Total			16	54	30	113

Felony Level	Primary Offense	Secondary Offense	Feb-17		This Calendar Year	
			SEX		SEX	
			F	M	F	M
D Felony	Auto Theft, Receiving Stolen Parts (35-43-4-2.5)		-	-	-	1
	Battery by Bodily Waste (35-42-2-6)		-	-	-	1
	Criminal Confinement (35-42-3-3)		-	-	-	2
	Criminal Recklessness (35-42-2-2)		-	4	-	4
	Cultivation of Marijuana (35-48-4-1)		-	1	-	1
	Dealing Counterfeit Substance (35-48-4-5)		-	1	-	1
	Dealing Marijuana, Hash Oil, or Hashish (35-48-4-10)		1	-	1	-
	Dealing Subs. Represent as Cntrld Subs. (35-48-4-4.5)		-	-	-	1
	Domestic Battery (35-42-2-1.3)		-	1	-	1
	Driving While Suspended/Oper Veh HTV (9-30-10-16)		-	3	-	3
	Dump Controlled Substance Waste (38-48-4-4.1)		-	1	-	1
	Failure to Register as a Sex Offender (11-8-8-17)		-	1	-	2
	Failure to Return to Lawful Detention (35-44-3-5)		-	5	-	5
	Forgery, Counterfeit (35-43-5-2)		-	-	-	1
	Fraud (35-43-5-4)		1	-	1	-
	Identity Deception (35-43-5-3.5)		1	-	2	-
	Intimidation (35-45-2-1)		-	1	-	2
	Invasion of Privacy (35-46-1-15.1)		-	-	1	-
	Maintaining a Common Nuisance (35-48-4-13)		-	1	1	2
	Neglect of a Dependent (35-46-1-4)		-	1	-	1
	Non-Support of a Child (35-46-1-5)		-	-	-	8
	Operating Vehicle Intox-Prior (9-30-5-3)		-	4	-	10
	Operating Vehicle Intoxicated-Endanger (9-30-5-2)		-	-	1	1
	Operating Vehicle Intoxicated-Serious Injury (9-30-5-4)		-	-	-	1
	Pointing a Firearm (35-47-4-3)		-	1	-	1
	Poss. of Marijuana, Hash Oil, or Hashish (35-48-4-11)		3	1	3	2
	Possession of Cocaine or Narcotic Drug (35-48-4-6)		-	2	1	3
	Possession of Controlled Substance (35-48-4-7)		-	3	1	6
	Possession of Methamphetamine (35-48-4-6.1)		1	3	2	4
	Residential Entry (35-43-2-1.5)		-	1	-	1
	Resisting Law Enforcement (35-44-3-3)		-	1	-	3
	Sexual Battery (35-42-4-8)		-	1	-	1
	Sexual Misconduct with a Minor (35-42-4-9)		-	1	-	1
	Synthetic ID Deception (35-43-5-3.8)		-	1	-	1
	Theft, Receiving Stolen Property (35-43-4-2)		7	13	10	26
	Welfare Fraud (35-43-5-7)		-	1	-	1
D Felony Total			14	53	24	99

Felony Level	Primary Offense	Secondary Offense	Feb-17		This Calendar Year	
			SEX		SEX	
			F	M	F	M
Level 1 Felony	Attempt to Commit a Felony (35-41-5-1)	Murder (35-42-1-1)	-	1	-	3
	Child Molesting (35-42-4-3)		1	5	1	10
	Conspiracy (35-41-5-2)	Child Molesting (35-42-4-3)	-	-	1	-
	Neglect of a Dependent/Death (35-46-1-4)		-	1	1	1
Level 1 Felony Total			1	7	3	14

Felony Level	Primary Offense	Secondary Offense	Feb-17		This Calendar Year	
			SEX		SEX	
			F	M	F	M
Level 2 Felony	Aiding, Inducing or Causing an Offense (35-41-2-4)	Robbery (35-42-5-1)	-	-	-	1
		Voluntary Manslaughter (35-42-1-3)	-	1	-	1
	Attempt to Commit a Felony (35-41-5-1)	Robbery (35-42-5-1)	-	-	-	1
	Burglary (35-43-2-1)		-	2	-	3
	Child Molesting (35-42-4-3)		-	1	-	1
	Conspiracy (35-41-5-2)	Burglary (35-43-2-1)	-	1	-	1
		Robbery (35-42-5-1)	-	-	-	1
	Dealing Cocaine or Narcotic Drug (35-48-4-1)		1	11	1	17
	Dealing Methamphetamine (35-48-4-1.1)		2	8	7	19
	Dealing Sched I, II, or III Cntrl'd Sub (35-48-4-2)		-	1	-	1
	Kidnapping (35-42-3-2)		-	-	-	1
	Robbery (35-42-5-1)		-	-	-	4
	Voluntary Manslaughter (35-42-1-3)		-	4	-	4
Level 2 Felony Total			3	29	8	55

Felony Level	Primary Offense	Secondary Offense	Feb-17		This Calendar Year	
			SEX		SEX	
			F	M	F	M
Level 3 Felony	Accident/Failure to Stop-Serious Inj/Death (9-26-1-1.1)		-	-	1	1
	Aggravated Battery (35-42-2-1.5)		-	7	-	9
	Aiding, Inducing or Causing an Offense (35-41-2-4)	Robbery (35-42-5-1)	1	-	1	2
	Attempt to Commit a Felony (35-41-5-1)	Aggravated Battery (35-42-2-1.5)	-	1	-	1
		Robbery (35-42-5-1)	-	1	-	2
	Battery (35-42-2-1)		-	2	-	3
	Burglary (35-43-2-1)		-	1	-	1
	Child Molesting (35-42-4-3)		-	5	-	6
	Conspiracy (35-41-5-2)	Robbery (35-42-5-1)	-	1	2	2
	Criminal Confinement (35-42-3-3)		-	8	-	9
	Dealing Cocaine or Narcotic Drug (35-48-4-1)		-	4	-	7
	Dealing Methamphetamine (35-48-4-1.1)		-	2	1	7
	Dealing Sched I, II, or III Cntrl'd Sub (35-48-4-2)		1	-	1	2
	Dealing Sched IV Cntrl'd Sub (35-48-4-3)		-	-	-	1
	Human Sexual Trafficking (35-42-3.5-1)		-	-	1	-
	Neglect of a Dependent/Death (35-46-1-4)		1	-	2	-
	Possession of Cocaine or Narcotic Drug (35-48-4-6)		-	3	1	4
	Possession of Methamphetamine (35-48-4-6.1)		1	1	2	2
	Rape (35-42-4-1)		-	3	-	5
	Resisting Law Enforcement (35-44.1-3-1)		-	1	-	1
	Robbery (35-42-5-1)		1	21	4	41
Level 3 Felony Total			5	61	16	106

Felony Level	Primary Offense	Secondary Offense	Feb-17		This Calendar Year	
			SEX		SEX	
			F	M	F	M
Level 4 Felony	Aiding, Inducing or Causing an Offense (35-41-2-4)	Dealing Methamphetamine (35-48-4-1.1)	-	-	2	-
	Arson (35-43-1-1)		-	1	-	2
	Attempt to Commit a Felony (35-41-5-1)	BURGLARY (35-43-2-1)	-	-	1	1
	BURGLARY (35-43-2-1)		4	20	11	40
	Child Molesting (35-42-4-3)		-	11	-	20
	Conspiracy (35-41-5-2)	Dealing Cocaine or Narcotic Drug (35-48-4-1)	1	1	1	2
	Dealing Cocaine or Narcotic Drug (35-48-4-1)		1	10	4	20
	Dealing Methamphetamine (35-48-4-1.1)		6	6	8	18
	Dealing Sched I, II, or III Cntrld Sub (35-48-4-2)		-	-	1	2
	Dealing Sched IV Controlled Substance (35-48-4-3)		-	-	-	1
	Felon in Possession of a Firearm (35-47-4-5)		-	21	1	33
	Possession of Cocaine or Narcotic Drug (35-48-4-6)		2	1	3	1
	Possession of Methamphetamine (35-48-4-6.1)		-	4	1	6
	Promoting Prostitution, under 18 (35-45-4-4)		-	-	-	1
	Sexual Misconduct with a Minor (35-42-4-9)		1	1	2	7
	Vicarious Sexual Gratification (35-42-4-5)		-	1	-	1
Level 4 Felony Total			15	77	35	155

Felony Level	Primary Offense	Secondary Offense	Feb-17		This Calendar Year	
			SEX		SEX	
			F	M	F	M
Level 5 Felony	ASSISTING A CRIMINAL (35-44.1-2-5)		-	-	-	1
	Accident/Failure to Stop-Serious Inj/Death (9-26-1-8)		-	1	-	1
	Aiding, Inducing or Causing an Offense (35-41-2-4)	BURGLARY (35-43-2-1)	-	1	-	1
		ESCAPE (35-44.1-3-4)	-	-	1	-
		TRAFFICKING WITH AN INMATE (35-44.1-3-4)	-	-	-	1
	Attempt to Commit a Felony (35-41-5-1)	BURGLARY (35-43-2-1)	-	2	-	3
		DEALING IN METHAMPHETAMINE (35-48-4-1)	-	-	1	-
		Robbery (35-42-5-1)	1	-	1	-
	BATTERY (35-42-2-1)		3	33	9	54
	BURGLARY (35-43-2-1)		-	35	3	63
	CRIMINAL CONFINEMENT (35-42-3-3)		-	5	-	10
	Child Exploitation (35-42-4-4)		-	3	-	4
	Child Solicitation (35-42-4-6)		-	1	-	3
	Conspiracy (35-41-5-2)	BURGLARY (35-43-2-1)	-	-	-	1
		Dealing Marijuana, Hash Oil, or Hashish (35-48-4-1)	-	-	-	1
		Fraud on Financial Institution (35-43-5-8)	-	1	-	1
		TRAFFICKING WITH AN INMATE (35-44.1-3-4)	-	1	-	1
	Controlled Substance Registration (35-48-4-14)		-	-	-	1
	Corrupt Business Influence (35-45-6-2)		-	2	2	3
	Criminal Recklessness (35-42-2-2)		1	4	1	5
	DEALING IN METHAMPHETAMINE (35-48-4-1.1)		1	12	5	39
	Dangerous Control of a Handgun (35-47-10-6)		-	1	-	1
	Dealing Cocaine or Narcotic Drug (35-48-4-1)		2	14	6	27
	Dealing Methamphetamine (35-48-4-1.1)		1	4	4	15
	Dealing Sched I, II, or III Cntrld Sub (35-48-4-2)		1	1	1	2
	Dealing Sched IV Cntrld Sub (35-48-4-3)		1	-	1	1
	Dealing/Poss. Look-Alike Subs (35-48-4-4.6)		1	-	2	3
	Disarm/Attempt to Disarm an Officer (35-44.1-3-2)		-	-	-	1
	Domestic Battery (35-42-2-1.3)		-	3	1	5
	Driving Suspended/Death (9-24-19-4)		-	1	-	1
	ESCAPE (35-44.1-3-4)		1	5	1	6
	Failure to Register as a Sex Offender (11-8-8-17)		-	9	-	13
	Firearm w/in One Mile of School (35-47-2-1)		1	19	2	47
	Fraud on Financial Institution (35-43-5-8)		1	3	2	5
	Home Improvement Fraud (35-43-6-12)		-	1	-	1
	Intimidation (35-45-2-1)		-	-	1	7
	Kidnapping (35-42-3-2)		-	-	-	1
	Neglect of a Dependent/Death (35-46-1-4)		1	1	1	1

Felony Level	Primary Offense	Secondary Offense	Feb-17		This Calendar Year	
			SEX		SEX	
			F	M	F	M
Level 5 Felony	Non-Support of Dependent Child (35-46-1-5)		-	2	-	3
Cont.	OP VEH AFT LIFE SUSP (9-30-10-17)		-	19	-	36
		Habitual Offender Controlled Substance (35-50-2-	-	-	-	1
	Obliterating Handgun I.D. (35-47-2-18)		-	-	-	1
	Operating Vehicle Intoxicated-Contrlld Sub (9-30-5-1)		-	1	-	2
	Operating Vehicle Intoxicated/Death (9-30-5-5)		-	-	-	1
	POSSESSION OF SYRINGES OR NEEDLES 16-42-19-18		2	1	3	2
	Possession OF Dangerous Device (35-44.1-3-7)		1	1	1	3
	Possession of Cocaine or Narcotic Drug 35-48-4-6		2	5	3	10
	Promoting Prostitution (35-45-4-4)		-	-	-	2
	Reckless Homicide (35-42-1-5)		-	1	-	4
	Robbery (35-42-5-1)		-	9	-	19
	Sexual Misconduct with a Minor (35-42-4-9)		-	4	-	6
	Stalking (35-45-10-5)		-	3	-	3
	TRAFFICKING WITH AN INMATE (35-44.1-3-5)		-	-	1	-
	Theft, Receiving Stolen Property (35-43-4-2)		-	1	-	1
Level 5 Felony Total			21	210	53	424

Felony Level	Primary Offense	Secondary Offense	Feb-17		This Calendar Year	
			SEX		SEX	
			F	M	F	M
Level 6 Felony	Aiding, Inducing or Causing an Offense (35-41-2-4)	Maintaining Common Nuisance (35-48-4-13)	-	-	1	-
	Auto Theft, Receiving Stolen Parts (35-43-4-2.5)		-	4	-	9
	BATTERY 35-42-2-1		-	8	-	8
	CRIMINAL CONFINEMENT (35-42-3-3)		-	2	-	3
	CRIMINAL RECKLESSNES (35-42-2-2)		-	2	-	4
	Criminal Confinement (35-42-3-3)		-	-	-	1
	ESCAPE 35-44.1-3-4		1	-	2	1
	FAIL TO REGR SEX OFF (11-8-8-17)		-	1	-	2
	FAILURE TO APPEAR (35-44.1-2-9)		-	1	-	1
	Failure to Return to Acc Result Serious Inj (9-26-1-1(2))		-	1	-	1
	INTIMIDATION (35-45-2-1)		-	2	-	4
	INVASION OF PRIVACY (35-46-1-15.1)		-	1	-	2
	Identity Deception (35-43-5-3.5)		-	-	-	1
	Insurance Fraud (35-43-5-4.5)		-	-	-	2
	Maintaining Common Nuisance (35-48-4-13)		-	-	2	3
	Neglect of a Dependent/Death (35-46-1-4)		2	-	2	-
	OPER VEHICLE - INTOX - PREV CONVICTION (9-30-5-3)		-	2	-	4
	Obstruction of Justice (35-44.1-2-2)		1	-	1	-
	Operating Vehicle Intoxicated-Contrlld Sub (9-30-5-1)		-	1	1	1
	Operating Vehicle Intoxicated-Endanger (9-30-5-2)		-	-	1	3
	Operating Vehicle-Habitual Violation (9-30-10-16)		-	2	-	2
	POSSESS PRECURSORS (35-48-4-14.5)		-	1	-	1
	POSSESSION OF SYRINGES OR NEEDLES (16-42-19-18)		1	2	1	4
	PROSTITUTION (35-45-4-2)		-	-	1	-
	Possession of Cocaine or Narcotic Drug (35-48-4-6)		1	4	2	7
	Possession of Methamphetamine (35-48-4-6.1)		1	3	3	8
	RESIDENTIAL ENTRY (35-43-2-1.5)		-	1	-	4
	RESISTING LAW ENFORC (35-44.1-3-1)		-	1	-	4
	Stalking (35-45-10-5)		-	1	-	1
	Strangulation (35-42-2-9)		-	2	-	5
	Theft, Receiving Stolen Property (35-43-4-2)		2	12	5	23
Level 6 Felony Total			9	54	22	109

Felony Level	Primary Offense	Secondary Offense	Feb-17		This Calendar Year	
			SEX	SEX	SEX	SEX
			F	M	F	M
Habitual Off	Habitual Offender	Controlled Substance (35-50-2-10)	-	-	-	1
Habitual Off Total			-	-	-	1
Felony Level	Primary Offense	Secondary Offense	Feb-17		This Calendar Year	
			SEX	SEX	SEX	SEX
			F	M	F	M
Murder (35-42-1-1)	Murder (35-42-1-1)		1	6	1	14
Murder Total			1	6	1	14
Grand Total			Feb-17		This Calendar Year	
			42614		SEX	
			F	M	F	M
Grand Total			98	629	222	1269

Note: Offense data may not be available for all offenders at the time this table was prepared.

Only new commitments and probation violations are reported on this table.

Parole and Community Transition Program violators are excluded on this table.

Source: SAS - all.citations_mso.pgm

(16-7)

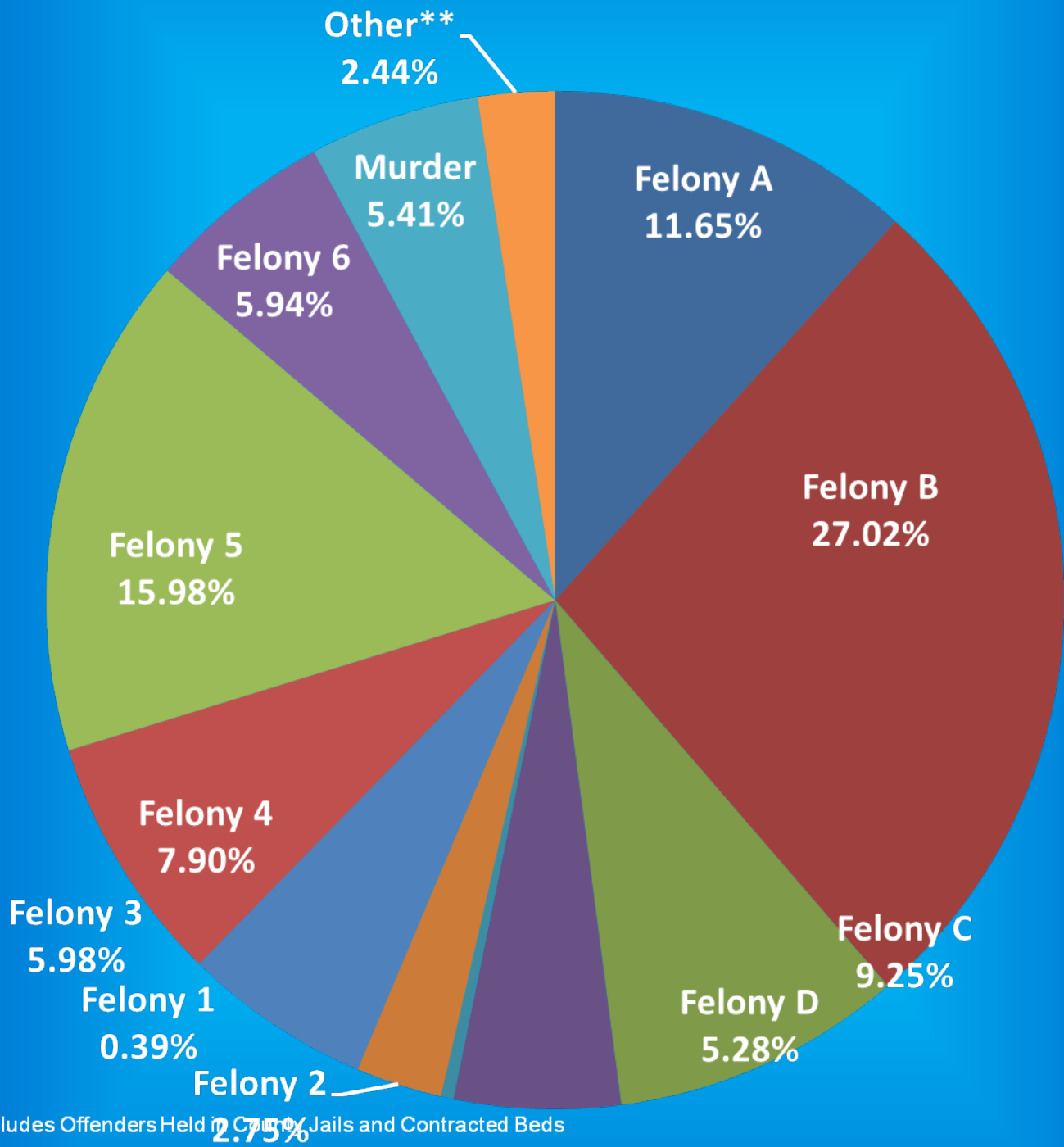
Indiana Department of Correction

Graph A

Female Population by Most Serious Offense Felony Level*

March 01, 2017

N = 2,209



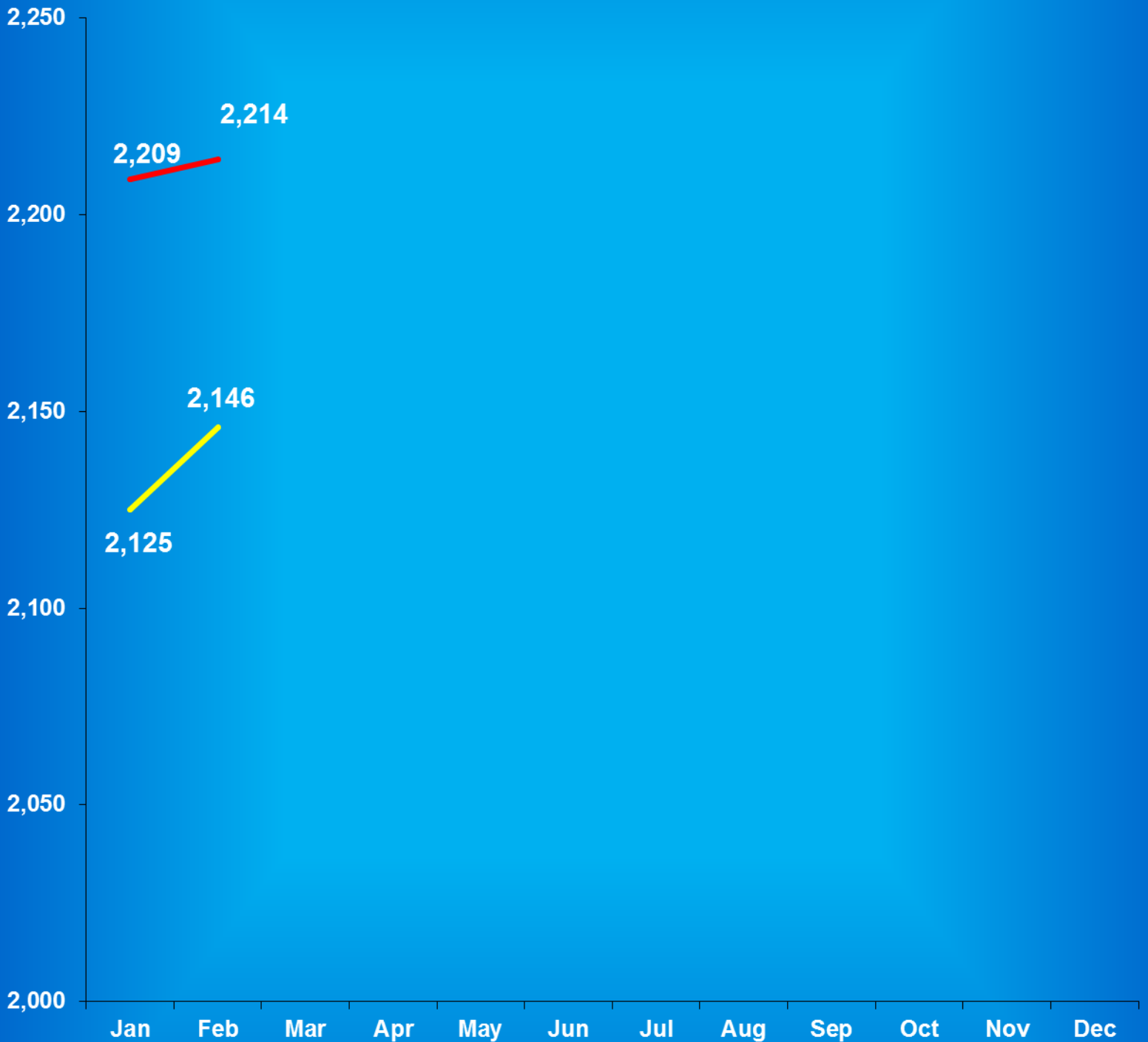
* Includes Offenders Held in County Jails and Contracted Beds

** Other includes Safekeepers, Predispositions, Habitual Offenders, Misdemeanants, and Unknowns

Indiana Department of Correction

Graph B

Average Daily Adult Female Offender Populations
Calendar Year 2017



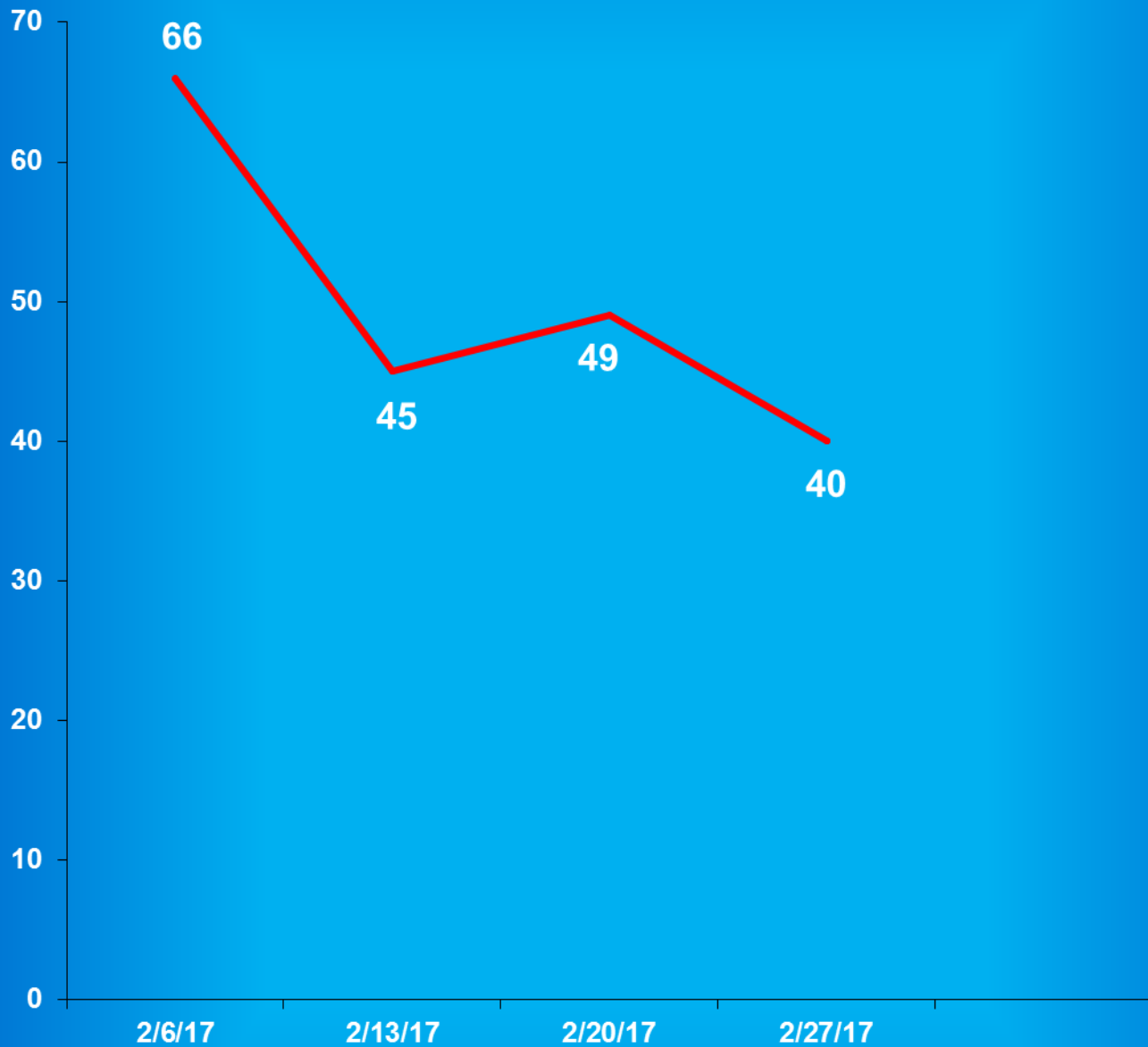
— Includes County Jail/Contract Beds — Excludes County Jail/Contract Beds

Indiana Department of Correction

Graph C

Adult Females Held in County Jails

February 2017



- Offenders held in county jails are newly sentenced offenders with completed court documents who are awaiting transfer to a DOC facility.

- Jail counts are a dynamic number that are affected by a variety of factors, including; sentencing trends, available DOC beds, and intake process completion.

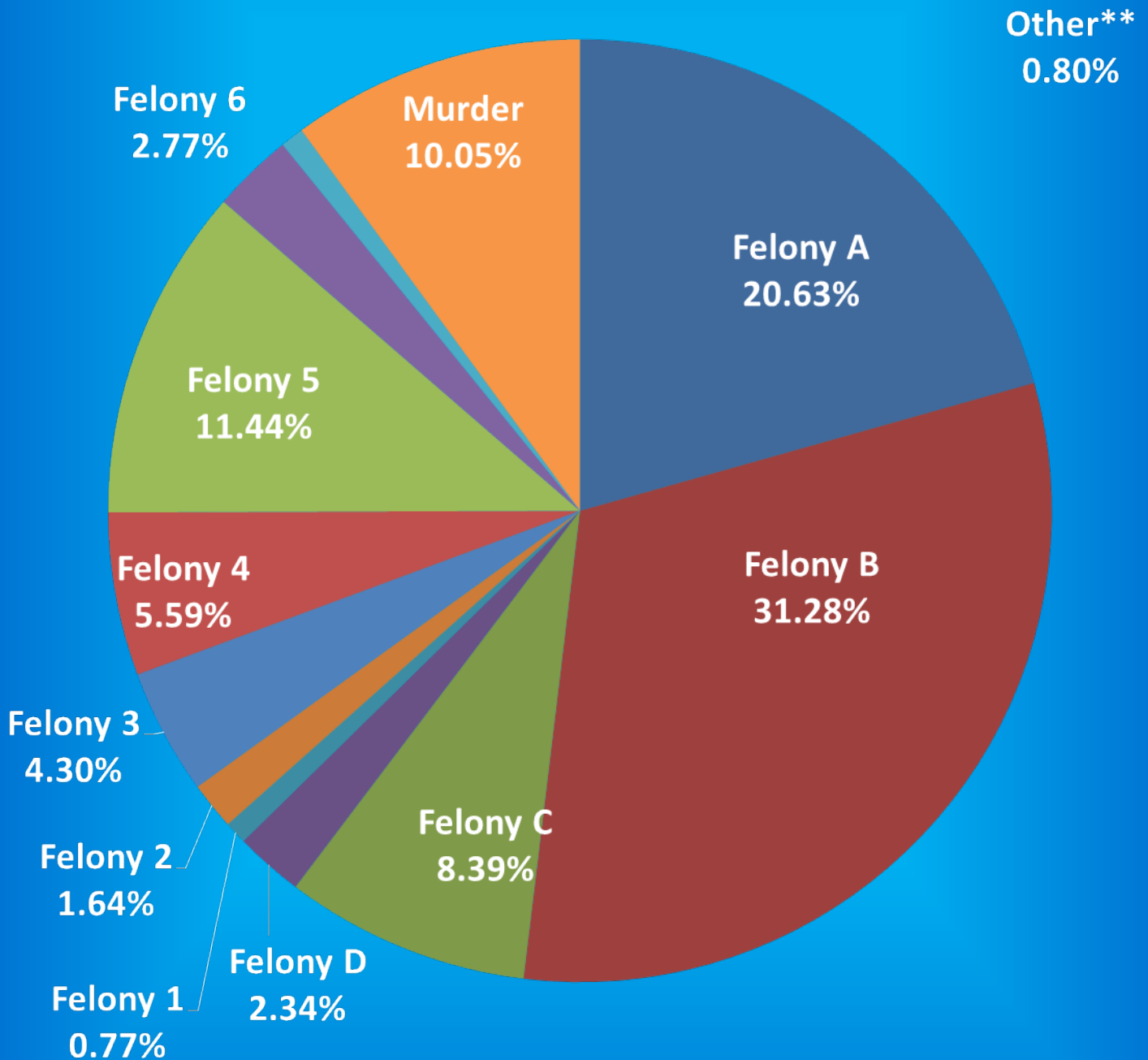
Indiana Department of Correction

Graph D

Male Population by Most Serious Offense Felony Level*

March 01, 2017

N = 23,236



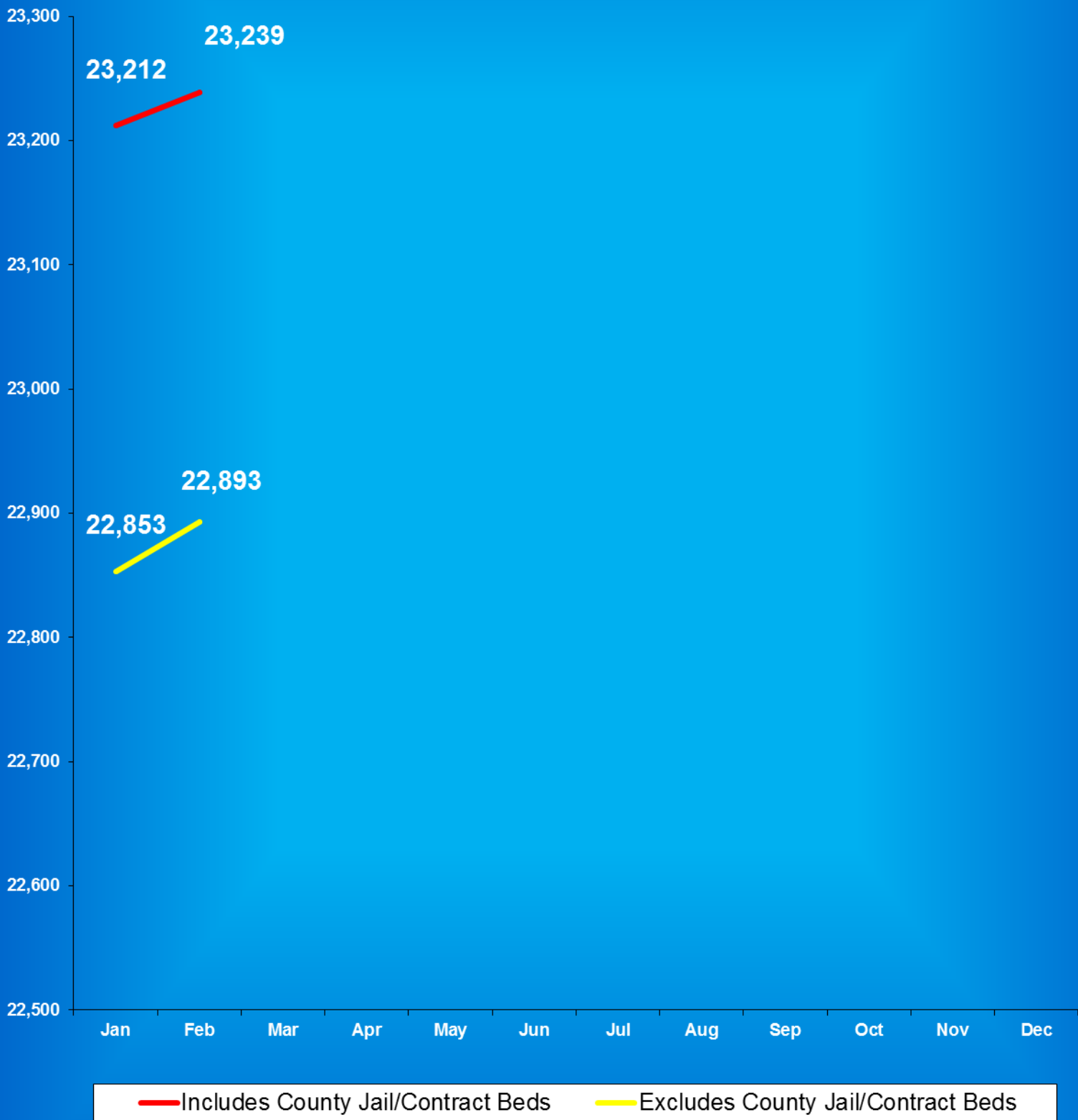
• Includes Offenders Held in County Jails and Contracted Beds

** Other includes Safekeepers, Predispositions, Habitual Offenders, Misdemeanants, and Unknowns

Indiana Department of Correction

Graph E

Average Daily Adult Male Offender Populations Calendar Year 2017

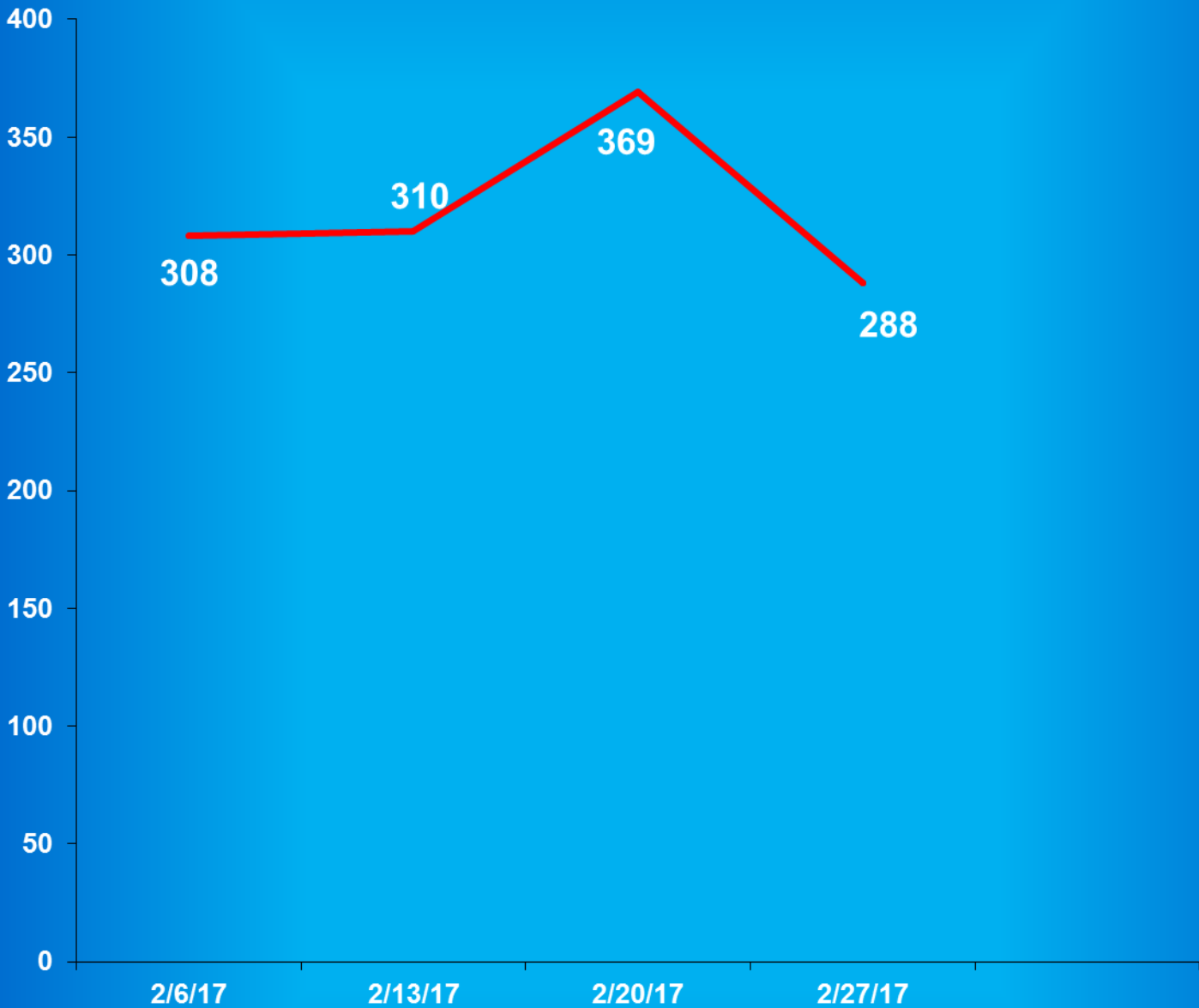


Indiana Department of Correction

Graph F

Adult Males Held in County Jails

February 2017



- Offenders held in county jails are newly sentenced offenders with completed court documents who are awaiting transfer to a DOC facility.

- Jail counts are a dynamic number that are affected by a variety of factors, including; sentencing trends, available DOC beds, and intake process completion.



Juvenile Offender Statistics



Indiana Department Of Correction
Table 13
Monthly Facility Admissions and Releases

Juvenile Offenders
February 2017

Admissions of All Juvenile Males

New Commitment	Re-Commitment	Parolee Return	Return From Escape	Diagnostics/Walk-Thrus
26	10	0	0	9

Releases of All Juvenile Males

Discharge	Parole	Escape	Diagnostics/Walk-Thrus
41	4	0	8

Admissions of All Juvenile Females

New Commitment	Re-Commitment	Parolee Return	Return From Escape	Diagnostics/Walk-Thrus
5	2	0	0	2

Releases of All Juvenile Females

Discharge	Parole	Escape	Diagnostics/Walk-Thrus
9	0	0	1

Sources:
 SAS - mnthadm4_pgm_tbl13.pgm
 SAS - mnthext4_pgm_tbl13.pgm

Indiana Department of Correction

Table 14

New Admissions by County of Commitment - Juveniles

February 2017

County	Admission Type			County	Admission Type		
	New Commits	Re Commits	Total		New Commits	Re Commits	Total
Adams	0	0	0	Madison	0	0	0
Allen	0	1	1	Marion	3	1	4
Bartholomew	0	0	0	Marshall	1	0	1
Benton	0	0	0	Martin	0	0	0
Blackford	0	0	0	Miami	1	0	1
Boone	1	0	1	Monroe	0	0	0
Brown	0	0	0	Montgomery	0	0	0
Carroll	0	0	0	Morgan	0	0	0
Cass	0	0	0	Newton	0	0	0
Clark	1	0	1	Noble	1	0	1
Clay	0	0	0	Ohio	0	0	0
Clinton	0	1	1	Orange	0	0	0
Crawford	0	0	0	Owen	0	0	0
Daviess	0	1	1	Parke	0	0	0
Dearborn	1	1	2	Perry	0	0	0
Decatur	0	1	1	Pike	0	0	0
DeKalb	0	0	0	Porter	0	0	0
Delaware	0	0	0	Posey	0	0	0
Dubois	0	0	0	Pulaski	0	0	0
Elkhart	2	0	2	Putnam	1	0	1
Fayette	0	0	0	Randolph	0	0	0
Floyd	0	1	1	Ripley	0	0	0
Fountain	0	0	0	Rush	0	0	0
Franklin	0	0	0	St. Joseph	1	1	2
Fulton	0	0	0	Scott	0	0	0
Gibson	1	0	1	Shelby	0	0	0
Grant	0	0	0	Spencer	0	0	0
Greene	0	0	0	Starke	0	0	0
Hamilton	1	0	1	Steuben	0	0	0
Hancock	0	0	0	Sullivan	0	0	0
Harrison	0	0	0	Switzerland	0	0	0
Hendricks	0	0	0	Tippecanoe	1	2	3
Henry	0	0	0	Tipton	0	0	0
Howard	0	0	0	Union	0	0	0
Huntington	0	0	0	Vanderburgh	4	0	4
Jackson	0	0	0	Vermillion	0	0	0
Jasper	0	0	0	Vigo	1	0	1
Jay	1	0	1	Wabash	0	0	0
Jefferson	0	0	0	Warren	0	0	0
Jennings	0	0	0	Warrick	0	0	0
Johnson	0	0	0	Washington	0	0	0
Knox	0	0	0	Wayne	0	0	0
Kosciusko	3	0	3	Wells	0	0	0
LaGrange	0	0	0	White	0	0	0
Lake	5	1	6	Whitley	0	0	0
LaPorte	0	1	1	Unknown	0	0	0
Lawrence	1	0	1	Totals	31	12	43

This data is based on most serious offense and excludes parole violations.

Source: Mnthadm4_pgm_tbl14.pgm

Indiana Department of Correction

Table 15

Monthly Releases by County of Commitment - Juveniles

February 2017

County	Release Type			County	Release Type		
	Discharge	Parole	Total		Discharge	Parole	Total
Adams	0	0	0	Madison	0	0	0
Allen	5	1	6	Marion	8	0	8
Bartholomew	1	0	1	Marshall	0	0	0
Benton	0	0	0	Martin	0	0	0
Blackford	1	0	1	Miami	0	0	0
Boone	0	0	0	Monroe	0	0	0
Brown	0	0	0	Montgomery	1	0	1
Carroll	0	0	0	Morgan	0	0	0
Cass	0	0	0	Newton	0	0	0
Clark	1	0	1	Noble	0	0	0
Clay	0	0	0	Ohio	0	0	0
Clinton	0	0	0	Orange	0	0	0
Crawford	0	0	0	Owen	0	0	0
Daviess	1	0	1	Parke	0	0	0
Dearborn	0	0	0	Perry	0	0	0
Decatur	3	0	3	Pike	0	0	0
DeKalb	0	0	0	Porter	1	1	2
Delaware	1	1	2	Posey	0	0	0
Dubois	3	0	3	Pulaski	0	0	0
Elkhart	0	0	0	Putnam	0	0	0
Fayette	0	0	0	Randolph	1	0	1
Floyd	1	0	1	Ripley	1	0	1
Fountain	0	0	0	Rush	1	0	1
Franklin	0	0	0	St. Joseph	3	0	3
Fulton	0	0	0	Scott	0	0	0
Gibson	1	0	1	Shelby	2	0	2
Grant	0	0	0	Spencer	0	0	0
Greene	0	0	0	Starke	0	0	0
Hamilton	0	0	0	Steuben	0	0	0
Hancock	0	0	0	Sullivan	0	0	0
Harrison	0	0	0	Switzerland	0	0	0
Hendricks	1	0	1	Tippecanoe	2	0	2
Henry	0	0	0	Tipton	0	0	0
Howard	1	0	1	Union	0	0	0
Huntington	1	0	1	Vanderburgh	3	0	3
Jackson	0	0	0	Vermillion	0	0	0
Jasper	0	0	0	Vigo	0	0	0
Jay	0	0	0	Wabash	0	0	0
Jefferson	0	0	0	Warren	0	0	0
Jennings	0	0	0	Warrick	0	0	0
Johnson	0	1	1	Washington	0	0	0
Knox	2	0	2	Wayne	1	0	1
Kosciusko	1	0	1	Wells	0	0	0
LaGrange	0	0	0	White	0	0	0
Lake	2	0	2	Whitley	0	0	0
LaPorte	0	0	0	Unknown	0	0	0
Lawrence	0	0	0	Totals	50	4	54

Some discharges may be releases to County Probation - data is unable to be separated.

Diagnostics and Escapes are excluded.

Source: Mnthext4_pgm_tbl15.pgm

Indiana Department of Correction
Table 16
Total Number of Committing Offenses for Juveniles
Committed to the Indiana Department of Correction

February 2017

OFFENSE (Citation Code)	THE NUMBER OF OFFENSES			
	This Month		This Calendar Year	
	Female	Male	Female	Male
LEVEL I				
Aggravated Battery (35-42-2-1.5)	0	1	0	1
Arson (35-43-1-1)	0	0	0	0
Battery (35-42-2-1)	0	5	1	5
Battery by Bodily Waste (35-42-2-6)	0	0	0	0
Burglary (35-43-2-1)	0	5	0	13
Carjacking (35-42-5-2)	0	0	0	0
Carrying Handgun w/o License (35-47-2-1)	0	1	0	2
Changing, Altering, Removing, Obliterating ID of Handgun (35-47-2-18)	0	0	0	0
Child Exploitation (35-42-4-4)	0	0	0	0
Child in Possession of Handgun (35-47-10-5)	0	2	0	4
Child Molesting (35-42-4-3)	0	1	0	3
Child Seduction (35-42-4-7)	0	0	0	0
Child Selling (35-46-1-4)	0	0	0	0
Child Solicitation (35-42-4-6)	0	0	0	0
Consumer Product Tampering (35-45-8-3)	0	0	0	0
Criminal Confinement (35-42-3-3)	0	1	1	1
Criminal Gang Intimidation (35-45-9-4)	0	0	0	0
Criminal Gang Recruitment	0	0	0	0
Criminal Deviate Conduct (35-42-4-2)	0	0	0	0
Criminal Recklessness (35-42-2-2)	0	1	0	1
Danger Possession Firearm	0	1	0	2
Dealing in a Sawed-Off Shotgun (35-47-5-4.1)	0	0	0	0
Distribution of a Destructive Device (IC 35-47.5-5-5)	0	0	0	0
Domestic Battery (35-42-2-1.3)	0	0	0	0
Driving While Intoxicated Resulting in Death (9-30-5-5)	0	0	0	0
False, Altering Handgun License (35-47-2-22)	0	1	0	1
False Application for Handgun (35-47-2-8)	0	0	0	0
Feticide (35-42-1-6)	0	0	0	0
Handgun, False ID (35-47-2-17)	0	0	0	0
Incest (35-46-1-3)	0	0	0	0
Interference with Custody (35-42-3-4)	0	0	0	0
Intimidation (35-45-2-1)	0	0	0	0
Involuntary Manslaughter (35-42-1-4)	0	0	0	0
Kidnapping (35-42-3-2)	0	0	0	0
Murder (35-42-1-1)	0	0	0	0
Neglect of a Dependent (35-46-1-4)	0	0	0	0
Operation of a Machine Gun/Hurling a Bomb (35-47-5-9)	0	0	0	0
Overpass Mischief (35-42-2-5)	0	0	0	0
Pointing a Firearm (35-47-4-3)	0	1	0	1
Possession of Firearm on School Property (35-47-9-2)	0	1	0	1
Possession of a Machine Gun or Bomb (35-47-5-9)	0	0	0	0
Rape (35-42-4-1)	0	0	0	1
Reckless Homicide (35-42-1-5)	0	0	0	0
Resisting Law Enforcement (35-44-3-3)	0	0	0	0
Robbery (35-42-5-1)	0	3	0	9

LEVEL I (Cont.)

	THE NUMBER OF OFFENSES			
	This Month		This Calendar Year	
	Female	Male	Female	Male
Sell, Manufacture, Possess, Purchase Explosive (35-47-5-1)	0	0	0	0
Sell, Transfer, HIV Blood (35-42-1-7)	0	0	0	0
Selling, Transferring, Giving Handgun to Under 18 (35-47-2-7)	0	0	0	0
Sexual Battery (35-42-4-8)	0	2	0	3
Sexual Misconduct (35-44-1-5)	0	0	0	0
Sexual Misconduct with a Minor (35-42-4-9)	0	0	0	0
Stalking (35-45-10-5)	0	0	0	0
Strangulation (35-42-2-9)	0	0	0	1
Unlawful Delivery of Confiscated Firearm (35-47-3-4)	0	0	0	0
Unlawful Use of Body Armor (35-47-5-13)	0	0	0	0
Unlawful Use of Stun Gun (35-47-8-5)	0	0	0	0
Vicarious Sexual Gratification (35-42-4-5)	0	0	0	0
Voluntary Manslaughter (35-42-1-3)	0	0	0	0
Sub-Total	0	26	2	49

LEVEL II

Assisting a Criminal (35-44-3-2)	0	0	0	0
Chinese Throwing Star (35-47-5-12)	0	0	0	0
Criminal Gang Activity (35-45-9-3)	0	0	0	0
Criminal Recklessness (35-42-2-2)	0	0	0	0
Dealing Anabolic Steroid (16-42-19-27)	0	0	0	0
Dealing in a Schedule I, II, or III Controlled Substance (35-48-4-2)	0	0	0	0
Dealing in a Schedule IV Controlled Substance (35-48-4-3)	0	1	0	1
Dealing in a Schedule V Controlled Substance (35-48-4-4)	0	0	0	0
Dealing in a Substance Represented to be a Controlled Substance (35-48-4-4.5)	0	0	0	0
Dealing in Cocaine or Narcotic Drug (35-48-4-1)	0	1	0	1
Dealing in Marijuana, Hash Oil, or Hashish (35-48-4-10)	0	1	0	1
Dealing Methamphetamine (35-48-4-1.1)	0	0	0	0
Delivery of Weapon to Intoxicated Person (35-47-4-1)	0	0	0	0
Escape/Failure to Return to Lawful Detention (35-44-3-5)	0	1	1	3
Interference with Custody (35-42-3-4)	0	0	0	0
Intimidation (35-45-2-1)	0	1	0	5
Knife with Automatic Blade (35-47-5-2)	0	0	0	0
Loan Sharking (35-45-7-2)	0	0	0	0
Maintaining a Common Nuisance (35-48-4-13)	0	0	0	1
Manufacture, Distribution, Possession of a Substance Represented to be a Controlled Substance (35-48-4-4.6)	0	0	0	0
Neglect of a Dependent (35-46-1-4)	0	0	0	0
Possession of a Controlled Substance (35-48-4-7)	0	0	0	0
Possession of a Knife on School Property (35-47-5-2.5)	0	0	0	0
Poss precursors w/intent to manufacture etc. (35-48-4-14.5)	0	0	0	0
Promoting Prostitution (35-45-4-4)	0	0	0	0
Purchase, Possession or Sale of Stun Gun (35-47-8-5)	0	0	0	0
Resisting Law Enforcement (35-44-3-3)	0	1	0	3
Rioting with a Deadly Weapon (35-45-1-2)	0	0	0	0
Sale, Possession, Use of Legend Drug (16-42-19-27)	0	0	0	0
Sexual Misconduct with a Minor (35-42-4-9)	0	0	0	0
Stalking (35-45-10-5)	0	0	0	0
Trafficking with an Inmate (35-44-3-9)	0	1	0	1
Use of Stun Gun in Commission of a Crime (35-47-8-5)	0	0	0	0
Sub-Total	0	7	1	16

LEVEL III	THE NUMBER OF OFFENSES			
	This Month		This Calendar Year	
	Female	Male	Female	Male
Accident/Failure to Stop (9-26-1-8)	0	0	0	0
Accident, Property Damage with Injury (9-26-1-8)	0	0	0	0
Altering or Damaging Computer (35-43-1-4)	0	0	0	0
Auto Theft, Receiving Stolen Parts (35-43-4-2.5)	1	5	2	9
Battery (35-42-2-1)	4	4	4	14
Bestiality	0	0	0	0
Bribery (35-44-1-1)	0	0	0	0
Burglary (35-43-2-1)	0	0	0	0
Check Deception (35-43-5-5)	0	0	0	0
Check Fraud (35-43-5-12)	0	0	0	0
Child Exploitation (35-42-4-4)	0	0	0	0
Controlled Substance Registration (35-48-4-14)	0	0	0	0
Conversion (35-43-4-3)	0	1	0	3
Criminal Mischief (35-43-1-2)	0	8	0	14
Criminal Recklessness (35-42-2-2)	0	1	0	1
Criminal Trespass (35-43-2-2)	0	1	0	3
Dealing in Altered Property (35-43-4-2.3)	0	0	0	0
Dealing in Marijuana, Hash Oil, or Hashish (35-48-4-10)	0	0	0	0
Dealing in Paraphernalia (35-48-4-8.5)	0	0	0	0
Dealing in a Schedule IV Controlled Substance (35-48-4-3)	0	0	0	0
Distribution of Material Harmful to Minor (35-49-3-3)	0	0	0	0
Escape/Failure to Return to Lawful Detention (35-44-3-5)	1	4	1	7
Failure to Appear (35-44-3-6)	0	0	0	0
False Reporting (35-44-2-2)	0	0	0	0
Forgery (35-43-5-2)	0	0	0	0
Fraud (35-43-5-4)	0	0	0	0
Fraud on Financial Institution (35-45-5-8)	0	0	0	0
Home Improvement Fraud (35-43-6-13)	0	0	0	0
Identity Deception (35-43-5-3.5)	0	0	0	0
Interference with Custody (35-42-3-4)	0	0	0	0
Interference with Reporting Crime (35-42-2-5)	0	0	0	0
Invasion of Privacy (35-46-1-15.1)	0	0	0	0
Kill Domestic Animal	0	0	0	0
Manufacture of Paraphernalia (35-48-4-8.1)	0	0	0	0
Nonsupport of Child (35-46-1-5)	0	0	0	0
Nonsupport of Spouse (35-46-1-6)	0	0	0	0
Obscene Performance (35-49-3-1)	0	0	0	0
Obstructing Fireman (35-44-3-8)	0	0	0	0
Obstructing Traffic (35-42-2-4)	0	0	0	0
Obstruction of Justice (35-44-3-4)	0	0	0	1
Operating Vehicle After Lifetime Forfeiture (9-30-10-17)	0	0	0	0
Operating Vehicle While Intoxicated (9-30-5-4)	0	0	0	0
Operating Vehicle While Intoxicated with Prior (9-30-5-3)	0	0	0	0

LEVEL III (Cont.)

THE NUMBER OF OFFENSES

	This Month		This Calendar Year	
	Female	Male	Female	Male
Patronizing a Prostitute (35-45-4-3)	0	0	0	0
Perjury (35-44-2-1)	0	0	0	0
Possession of Cocaine or Narcotic Drug (35-48-4-6)	0	0	0	0
Possession of a Controlled Substance (35-48-4-7)	0	0	0	0
Possession/Use of Legend Drug (16-42-19-13)	0	0	0	0
Possession of Marijuana, Hash Oil, or Hashish (35-48-4-11)	0	0	0	0
Possession of Methamphetamines (35-48-4-6.1)	0	0	0	0
Possession of Paraphernalia (35-48-4-8.3)	0	0	0	0
Possession of a Syringe (16-42-19-18)	0	0	0	0
Professional Gambling (35-45-5-3)	0	0	0	0
Profiting from Adoption (35-46-1-9)	0	0	0	0
Promoting Professional Gambling (35-45-5-4)	0	0	0	0
Promoting Prostitution (35-45-4-4)	0	0	0	0
Prostitution (35-45-4-2)	0	0	0	0
Public Indecency (35-45-4-1)	0	0	0	0
Public Nudity (35-45-4-1.5)	0	0	0	0
Railroad Mischief (35-42-2-5.5)	0	0	0	0
Receiving Stolen Auto Parts (35-43-4-2.5)	0	0	1	1
Receiving Stolen Property (35-43-4-2)	0	0	0	0
Residential Entry (35-43-2-1.5)	0	0	0	0
Resisting Law Enforcement (35-44-3-3)	1	1	1	8
Rioting (35-45-1-2)	0	0	0	0
Sale, Possession, Use of Legend Drug (16-42-19-27)	0	0	0	0
Selling, Distributing, Exhibiting Obscene Material (35-49-3-1)	0	0	0	0
Stalking (35-45-10-5)	0	0	0	0
Theft (35-43-4-2)	0	9	1	24
Torture or Mutilation of Animal (35-46-3-12)	0	0	0	0
Trafficking with an Inmate (35-44-3-9)	0	0	0	0
Unauthorized Possession of Prescription Form (35-48-4-14)	0	0	0	0
Unauth Entry/Vehicle (35-43-4-2.7)	0	0	0	0
Voyeurism (35-45-4-5)	0	0	0	0
Welfare Fraud (35-43-5-7)	0	0	0	0
Sub-Total	7	34	10	85

LEVEL IV

Absence From Home Detention (35-38-2.5-10)	0	0	0	0
Accident/Failure to Stop (9-26-1-8)	0	1	0	2
Animal Cruelty (35-46-3-12)	0	0	0	0
Assisting a Criminal (35-44-3-2)	0	0	0	0
BEATS VERTEBR ANIMAL (35-46-3-12)	0	0	0	1
Check Deception (35-43-5-5)	0	0	0	0
Common Nuisance (35-48-4-13)	0	0	0	0
Computer Trespassing (35-43-2-3)	0	0	0	0
Counterfeiting a Driver's License (9-24-18-7)	0	0	0	0
Counterfeiting Auto Registration (9-18-2-42)	0	0	0	0
Curfew Violation (31-37-2-5)	0	1	0	1
Deception (35-43-5-3)	0	0	0	0
Deer w/ Illegal Device (14-22-6-1)	0	0	0	0
Deer Outside Hours (14-22-6-1)	0	0	0	0
Disorderly Conduct (35-45-1-3)	1	7	1	9
Dissemination of Material Harmful to Minor (35-49-3-3)	0	0	0	0
Driving While Intoxicated (9-11-2-3)	0	1	0	1
Driving with Suspended License (9-24-19-2)	0	0	0	0
Exploitation of Dependent/Endangered Adult (35-46-1-12)	0	0	0	0
Failure to Appear (35-44-3-6)	0	0	0	0
Failure to Disclose Recruitment (35-46-4-4)	0	0	0	0
Failure to Respond to Summons (35-44-3-6.5)	0	0	0	0
False Auto Registration (9-18-2-44)	0	0	0	0
False Informing (35-44-2-2)	1	1	1	2
Flag Desecration (35-45-1-4)	0	0	0	0

LEVEL IV (Cont.)

THE NUMBER OF OFFENSES

	This Month		This Calendar Year	
	Female	Male	Female	Male
Glue Sniffing (35-46-6-2)	0	0	0	0
Habitual Disobedience of Parent, Guardian, or Custodian (Incorrigible) (31-37-2-4)	0	2	0	2
Harassment (35-45-2-2)	0	0	0	0
Home Improvement Fraud (35-43-6-12)	0	0	0	0
Illegal Consumption of Alcohol (7.1-5-7-7)	0	1	0	1
Illegal Possession of Alcohol (7.1-5-7-7)	0	2	0	2
Impairment of ID Number (35-43-7-4)	0	0	0	0
Interference with Custody (35-42-3-4)	0	0	0	0
Interfering with Law Enforcement Animal (35-46-3-11)	0	0	0	0
Invasion of Privacy (35-46-1-15.1)	0	0	0	0
Leaving Home w/o Permission of Parent, Guardian or Custodian (Runaway) (31-37-2-2)	1	2	2	4
Maintaining a Common Nuisance (35-48-4-13)	0	0	0	1
Nitrous Oxide Distribution (35-46-6-3)	0	0	0	0
Obscene Performance (35-49-3-1)	0	0	0	0
Obstructing Medical Emergency (35-44-3-8.5)	0	0	0	0
Obstructing Traffic (35-42-2-4)	0	0	0	0
Official Misconduct (35-44.1-1-1)	0	0	0	0
Operating Vehicle While Intoxicated (9-30-5-2)	0	0	0	0
Operating Vehicle While Intoxicated/Cntrl'd Sub (9-30-5-1)	0	0	0	0
Operating Vehicle w/o License (9-24-18-1)	0	3	0	4
Operating Vehicle w/o Proof of Financial (9-25-8-2)	0	0	0	0
Operating Vehicle w/o Registration/Plates (9-18-2-43)	0	0	0	0
Possession of Marijuana, Hash Oil, or Hashish (35-48-4-11)	0	2	0	6
Possession of Paraphernalia (35-48-4-8.3)	0	0	0	1
Possession of Substance Represented to be a Controlled Substance (35-48-4-4.6)	0	0	0	0
Possession, Purchase, Accepting Tobacco (35-46-1-10.5)	0	0	0	0
Probation Violation	2	18	2	40
Public Intoxication (7.1-5-1-3)	0	0	0	0
Receiving Unidentified Property (35-43-7-5)	0	0	0	0
Reckless Driving (9-21-8-52)	0	0	0	0
Refusal to Aid Officer (35-44-3-7)	0	0	0	0
Refusal to Identify Self (34-28-5-3.5)	0	0	0	0
Selling, Distributing, Exhibiting Obscene Material (35-49-3-1)	0	0	0	0
Synthetic Drug	0	0	0	1
Taking Deer/Turkey (14-22-6-1)	0	0	0	0
Tattooing a Minor (35-42-2-7)	0	0	0	0
Torture, Kill, Mutilate an Animal (35-46-3-12)	0	0	0	0
Unauthorized Possession of Prescription (35-48-4-14)	0	0	0	0
Unlawful Entry of Motor Vehicle (35-43-4-2.7)	0	2	0	3
Unlawful Gambling (35-45-5-2)	0	0	0	0
Unlawful Use of Railroad Right of Way (8-3-15-3)	0	0	0	0
Vending Machine Vandalism (35-43-4-7)	0	0	0	0
Violation of Compulsory School Attendance Law (Truancy) (31-37-2-3)	0	1	0	1
Violation Home Detention	0	0	0	0
Violation Suspended Commitment to DOC	0	0	0	2
Voyeurism (35-45-4-5)	0	0	0	0
Welfare Fraud (35-45-5-7)	0	0	0	0
Sub-Total	5	44	6	84
GRAND TOTAL NUMBER OF OFFENSES	12	111	19	234

Source: SAS - mnthadm4_by_offense.pgm

Indiana Department of Correction
Table 17
Number of Juvenile Offenders by Most Serious Offense
Committed to the Indiana Department of Correction

February 2017

MOST SERIOUS OFFENSE (Citation Code)	THE NUMBER OF JUVENILES			
	This Month		This Calendar Year	
LEVEL I	Female	Male	Female	Male
Aggravated Battery (35-42-2-1.5)	0	1	0	1
Arson (35-43-1-1)	0	0	0	0
Battery (35-42-2-1)	0	3	0	3
Battery by Bodily Waste (35-42-2-6)	0	0	0	0
Burglary (35-43-2-1)	0	3	0	11
Carjacking (35-42-5-2)	0	0	0	0
Carrying Handgun w/o License (35-47-2-1)	0	1	0	1
Changing, Altering, Removing, Obliterating ID of Handgun (35-47-2-18)	0	0	0	0
Child Exploitation (35-42-4-4)	0	0	0	0
Child in Possession of Handgun (35-47-10-5)	0	2	0	3
Child Molesting (35-42-4-3)	0	1	0	3
Child Seduction (35-42-4-7)	0	0	0	0
Child Selling (35-46-1-4)	0	0	0	0
Child Solicitation (35-42-4-6)	0	0	0	0
Consumer Product Tampering (35-45-8-3)	0	0	0	0
Criminal Confinement (35-42-3-3)	0	1	1	1
Criminal Gang Intimidation (35-45-9-4)	0	0	0	0
Criminal Gang Recruitment	0	0	0	0
Criminal Deviate Conduct (35-42-4-2)	0	0	0	0
Criminal Recklessness (35-42-2-2)	0	0	0	0
Danger Possession Firearm	0	0	0	1
Dealing in a Sawed-Off Shotgun (35-47-5-4.1)	0	0	0	0
Distribution of a Destructive Device (IC 35-47.5-5-5)	0	0	0	0
Domestic Battery (35-42-2-1.3)	0	0	0	0
Driving While Intoxicated Resulting in Death (9-30-5-5)	0	0	0	0
False, Altering Handgun License (35-47-2-22)	0	1	0	1
False Application for Handgun (35-47-2-8)	0	0	0	0
Feticide (35-42-1-6)	0	0	0	0
Handgun, False Information (35-47-2-17)	0	0	0	0
Incest (35-46-1-3)	0	0	0	0
Interference with Custody (35-42-3-4)	0	0	0	0
Intimidation (35-45-2-1)	0	0	0	0
Involuntary Manslaughter (35-42-1-4)	0	0	0	0
Kidnapping (35-42-3-2)	0	0	0	0
Murder (35-42-1-1)	0	0	0	0
Neglect of a Dependent (35-46-1-4)	0	0	0	0
Operation of a Machine Gun/Hurling a Bomb (35-47-5-9)	0	0	0	0
Overpass Mischief (35-42-2-5)	0	0	0	0
Pointing a Firearm (35-47-4-3)	0	0	0	0
Possession of Firearm on School Property (35-47-9-2)	0	0	0	0
Possession of a Machine Gun or Bomb (35-47-5-9)	0	0	0	0
Rape (35-42-4-1)	0	0	0	1
Reckless Homicide (35-42-1-5)	0	0	0	0
Resisting Law Enforcement (35-44-3-3)	0	0	0	0
Robbery (35-42-5-1)	0	3	0	9

LEVEL I (Cont.)

	THE NUMBER OF JUVENILES			
	This Month		This Calendar Year	
	Female	Male	Female	Male
Sell, Manufacture, Possess, Purchase Explosive (35-47-5-1)	0	0	0	0
Sell, Transfer, HIV Blood (35-42-1-7)	0	0	0	0
Selling, Transferring, Giving Handgun to Under 18 (35-47-2-7)	0	0	0	0
Sexual Battery (35-42-4-8)	0	2	0	3
Sexual Misconduct (35-44-1-5)	0	0	0	0
Sexual Misconduct with a Minor (35-42-4-9)	0	0	0	0
Stalking (35-45-10-5)	0	0	0	0
Strangulation (35-42-2-9)	0	0	0	0
Unlawful Delivery of Confiscated Firearm (35-47-3-4)	0	0	0	0
Unlawful Use of Body Armor (35-47-5-13)	0	0	0	0
Unlawful Use of Stun Gun (35-47-8-5)	0	0	0	0
Vicarious Sexual Gratification (35-42-4-5)	0	0	0	0
Voluntary Manslaughter (35-42-1-3)	0	0	0	0
Sub-Total	0	18	1	38

LEVEL II

Assisting a Criminal (35-44-3-2)	0	0	0	0
Chinese Throwing Star (35-47-5-12)	0	0	0	0
Criminal Gang Activity (35-45-9-3)	0	0	0	0
Criminal Recklessness (35-42-2-2)	0	0	0	0
Dealing Anabolic Steroid (16-42-19-27)	0	0	0	0
Dealing in a Schedule I, II, or III Controlled Substance (35-48-4-2)	0	0	0	0
Dealing in a Schedule IV Controlled Substance (35-48-4-3)	0	0	0	0
Dealing in a Schedule V Controlled Substance (35-48-4-4)	0	0	0	0
Dealing in a Substance Represented to be a Controlled Substance (35-48-4-4.5)	0	0	0	0
Dealing in Cocaine or Narcotic Drug (35-48-4-1)	0	1	0	1
Dealing in Marijuana, Hash Oil, or Hashish (35-48-4-10)	0	0	0	0
Dealing Methamphetamine (35-48-4-1.1)	0	0	0	0
Delivery of Weapon to Intoxicated Person (35-47-4-1)	0	0	0	0
Escape/Failure to Return to Lawful Detention (35-44-3-5)	0	1	1	3
Interference with Custody (35-42-3-4)	0	0	0	0
Intimidation (35-45-2-1)	0	0	0	3
Knife with Automatic Blade (35-47-5-2)	0	0	0	0
Loan Sharking (35-45-7-2)	0	0	0	0
Maintaining a Common Nuisance (35-48-4-13)	0	0	0	1
Manufacture, Distribution, Possession of a Substance Represented to be a Controlled Substance (35-48-4-4.6)	0	0	0	0
Neglect of a Dependent (35-46-1-4)	0	0	0	0
Possession of a Controlled Substance (35-48-4-7)	0	0	0	0
Possession of a Knife on School Property (35-47-5-2.5)	0	0	0	0
Poss precursors w/intent to manufacture etc. (35-48-4-14.5)	0	0	0	0
Promoting Prostitution (35-45-4-4)	0	0	0	0
Purchase, Possession or Sale of Stun Gun (35-47-8-5)	0	0	0	0
Resisting Law Enforcement (35-44-3-3)	0	1	0	2
Rioting with a Deadly Weapon (35-45-1-2)	0	0	0	0
Sale, Possession, Use of Legend Drug (16-42-19-27)	0	0	0	0
Sexual Misconduct with a Minor (35-42-4-9)	0	0	0	0
Stalking (35-45-10-5)	0	0	0	0
Trafficking with an Inmate (35-44-3-9)	0	1	0	1
Use of Stun Gun in Commission of a Crime (35-47-8-5)	0	0	0	0
Sub-Total	0	4	1	11

LEVEL III	THE NUMBER OF JUVENILES			
	This Month		This Calendar Year	
	Female	Male	Female	Male
Accident/Failure to Stop (9-26-1-8)	0	0	0	0
Accident, Property Damage with Injury (9-26-1-8)	0	0	0	0
Altering or Damaging Computer (35-43-1-4)	0	0	0	0
Auto Theft, Receiving Stolen Parts (35-43-4-2.5)	1	3	1	5
Battery (35-42-2-1)	4	2	4	7
Bestiality	0	0	0	0
Bribery (35-44-1-1)	0	0	0	0
Burglary (35-43-2-1)	0	0	0	0
Check Deception (35-43-5-5)	0	0	0	0
Check Fraud (35-43-5-12)	0	0	0	0
Child Exploitation (35-42-4-4)	0	0	0	0
Controlled Substance Registration (35-48-4-14)	0	0	0	0
Conversion (35-43-4-3)	0	1	0	3
Criminal Mischief (35-43-1-2)	0	1	0	1
Criminal Recklessness (35-42-2-2)	0	0	0	0
Criminal Trespass (35-43-2-2)	0	0	0	0
Dealing in Altered Property (35-43-4-2.3)	0	0	0	0
Dealing in Marijuana, Hash Oil, or Hashish (35-48-4-10)	0	0	0	0
Dealing in Paraphernalia (35-48-4-8.5)	0	0	0	0
Distribution of Material Harmful to Minor (35-49-3-3)	0	0	0	0
Escape/Failure to Return to Lawful Detention (35-44-3-5)	1	1	1	1
Failure to Appear (35-44-3-6)	0	0	0	0
False Reporting (35-44-2-2)	0	0	0	0
Forgery (35-43-5-2)	0	0	0	0
Fraud (35-43-5-4)	0	0	0	0
Fraud on Financial Institution (35-45-5-8)	0	0	0	0
Home Improvement Fraud (35-43-6-13)	0	0	0	0
Identity Deception (35-43-5-3.5)	0	0	0	0
Interference with Custody (35-42-3-4)	0	0	0	0
Interference with Reporting Crime (35-45-2-5)	0	0	0	0
Invasion of Privacy (35-46-1-15.1)	0	0	0	0
Kill Domestic Animal	0	0	0	0
Manufacture of Paraphernalia (35-48-4-8.1)	0	0	0	0
Nonsupport of Child (35-46-1-5)	0	0	0	0
Nonsupport of Spouse (35-46-1-6)	0	0	0	0
Obscene Performance (35-49-3-1)	0	0	0	0
Obstructing Fireman (35-44-3-8)	0	0	0	0
Obstructing Traffic (35-42-2-4)	0	0	0	0
Obstruction of Justice (35-44-3-4)	0	0	0	0
Operating Vehicle After Lifetime Forfeiture (9-30-10-17)	0	0	0	0
Operating Vehicle While Intoxicated (9-30-5-4)	0	0	0	0
Operating Vehicle While Intoxicated with Prior (9-30-5-3)	0	0	0	0

LEVEL III (Cont.)**THE NUMBER OF JUVENILES**

	This Month		This Calendar Year	
	Female	Male	Female	Male
Patronizing a Prostitute (35-45-4-3)	0	0	0	0
Perjury (35-44-2-1)	0	0	0	0
Possession of Cocaine or Narcotic Drug (35-48-4-6)	0	0	0	0
Possession of a Controlled Substance (35-48-4-7)	0	0	0	0
Possession of Marijuana, Hash Oil, or Hashish (35-48-4-11)	0	0	0	0
Possession of Methamphetamine (35-48-4-6.1)	0	0	0	0
Possession of Paraphernalia (35-48-4-8.3)	0	0	0	0
Possession/Use of Legend Drug (16-42-19-13)	0	0	0	0
Possession of a Syringe (16-42-19-18)	0	0	0	0
Professional Gambling (35-45-5-3)	0	0	0	0
Profiting from Adoption (35-46-1-9)	0	0	0	0
Promoting Professional Gambling (35-45-5-4)	0	0	0	0
Promoting Prostitution (35-45-4-4)	0	0	0	0
Prostitution (35-45-4-2)	0	0	0	0
Public Indecency (35-45-4-1)	0	0	0	0
Public Nudity (35-45-4-1.5)	0	0	0	0
Railroad Mischief (35-42-2-5.5)	0	0	0	0
Receiving Stolen Property (35-43-4-2)	0	0	1	0
Residential Entry (35-43-2-1.5)	0	0	0	0
Resisting Law Enforcement (35-44-3-3)	0	1	0	2
Rioting (35-45-1-2)	0	0	0	0
Sale, Possession, Use of Legend Drug (16-42-19-27)	0	0	0	0
Selling, Distributing, Exhibiting Obscene Material (35-49-3-1)	0	0	0	0
Stalking (35-45-10-5)	0	0	0	0
Theft (35-43-4-2)	0	2	0	8
Torture or Mutilation of Animal (35-46-3-12)	0	0	0	0
Trafficking with an Inmate (35-44-3-9)	0	0	0	0
Unauth Entry/Vehicle (35-43-4-2.7)	0	0	0	0
Unauthorized Possession of Prescription Form (35-48-4-14)	0	0	0	0
Voyeurism (35-45-4-5)	0	0	0	0
Welfare Fraud (35-43-5-7)	0	0	0	0
Sub-Total	6	11	7	27

LEVEL IV

Absence From Home Detention (35-38-2.5-10)	0	0	0	0
Accident/Failure to Stop (9-26-1-8)	0	0	0	0
Assisting a Criminal (35-44-3-2)	0	0	0	0
BEATS VERTEBR ANIMAL (35-46-3-12)	0	0	0	1
Check Deception (35-43-5-5)	0	0	0	0
Common Nuisance (35-48-4-13)	0	0	0	0
Computer Trespassing (35-43-2-3)	0	0	0	0
Counterfeiting a Driver's License (9-24-18-7)	0	0	0	0
Counterfeiting Auto Registration (9-18-2-42)	0	0	0	0
Curfew Violation (31-37-2-5)	0	0	0	0
Deception (35-43-5-3)	0	0	0	0
Disorderly Conduct (35-45-1-3)	1	3	1	3
Dissemination of Material Harmful to Minor (35-49-3-3)	0	0	0	0
Driving with Suspended License (9-24-19-2)	0	0	0	0
Exploitation of Dependent/Endangered Adult (35-46-1-12)	0	0	0	0
Failure to Appear (35-44-3-6)	0	0	0	0
Failure to Disclose Recruitment (35-46-4-4)	0	0	0	0
Failure to Respond to Summons (35-44-3-6.5)	0	0	0	0
False Auto Registration (9-18-2-44)	0	0	0	0
False Informing (35-44-2-2)	0	0	0	0
Flag Desecration (35-45-1-4)	0	0	0	0

LEVEL IV (Cont.)

THE NUMBER OF JUVENILES

	This Month		This Calendar Year	
	Female	Male	Female	Male
Glue Sniffing (35-46-6-2)	0	0	0	0
Habitual Disobedience of Parent, Guardian, or Custodian (Incorrigible) (31-37-2-4)	0	0	0	0
Harassment (35-45-2-2)	0	0	0	0
Home Improvement Fraud (35-43-6-12)	0	0	0	0
Illegal Consumption of Alcohol (7.1-5-7-7)	0	0	0	0
Illegal Possession of Alcohol (7.1-5-7-7)	0	0	0	0
Impairment of ID Number (35-43-7-4)	0	0	0	0
Interference with Custody (35-42-3-4)	0	0	0	0
Interfering with Law Enforcement Animal (35-46-3-11)	0	0	0	0
Invasion of Privacy (35-46-1-15.1)	0	0	0	0
Leaving Home w/o Permission of Parent, Guardian or Custodian (Runaway) (31-37-2-2)	0	0	0	0
Nitrous Oxide Distribution (35-46-6-3)	0	0	0	0
Obscene Performance (35-49-3-1)	0	0	0	0
Obstructing Medical Emergency (35-44-3-8.5)	0	0	0	0
Obstructing Traffic (35-42-2-4)	0	0	0	0
Operating Vehicle While Intoxicated (9-30-5-2)	0	0	0	0
Operating Vehicle While Intoxicated/Cntrl'd Sub (9-30-5-1)	0	0	0	0
Operating Vehicle w/o License (9-24-18-1)	0	0	0	0
Operating Vehicle w/o Proof of Financial (9-25-8-2)	0	0	0	0
Operating Vehicle w/o Registration/Plates (9-18-2-43)	0	0	0	0
Possession of Marijuana,Hash Oil, or Hashish (35-48-4-11)	0	0	0	1
Possession of Paraphernalia (35-48-4-8.3)	0	0	0	0
Possession of Substance Represented to be a Controlled Substance (35-48-4-4.6)	0	0	0	0
Possession, Purchase, Accepting Tobacco (35-46-1-10.5)	0	0	0	0
Probation Violation	0	0	0	0
Public Intoxication (7.1-5-1-3)	0	0	0	0
Receiving Unidentified Property (35-43-7-5)	0	0	0	0
Reckless Driving (9-21-8-52)	0	0	0	0
Refusal to Aid Officer (35-44-3-7)	0	0	0	0
Refusal to Identify Self (34-28-5-3.5)	0	0	0	0
Selling,Distributing,Exhibiting Obscene Material (35-49-3-1)	0	0	0	0
Synthetic Drug	0	0	0	0
Torture, Kill, Mutilate an Animal (35-46-3-12)	0	0	0	0
Unauthorized Possession of Prescription (35-48-4-14)	0	0	0	0
Unlawful Entry of Motor Vehicle (35-43-4-2.7)	0	0	0	1
Unlawful Gambling (35-45-5-2)	0	0	0	0
Unlawful Use of Railroad Right of Way (8-3-15-3)	0	0	0	0
Vending Machine Vandalism (35-43-4-7)	0	0	0	0
Violation of Compulsory School Attendance Law (Truancy) (31-37-2-3)	0	0	0	0
Violation Home Detention	0	0	0	0
Violation Suspended Commitment to DOC	0	0	0	0
Voyeurism (35-45-4-5)	0	0	0	0
Welfare Fraud (35-45-5-7)	0	0	0	0
NO SENTENCE DATA	0	0	0	0
Sub-Total	1	3	1	6
GRAND TOTAL NUMBER OF JUVENILES	7	36	10	82

Source: SAS - mnthadm4.mso

Indiana Department of Correction
Table 18
Juvenile Female New Commitments

<u>Month</u>	<u>2013</u>	<u>2014</u>	<u>2015</u>	<u>2016</u>	<u>2017</u>
January	18	10	3	6	2
February	13	9	8	10	5
March	11	7	4	11	
April	13	15	10	9	
May	13	11	12	4	
June	13	8	6	11	
July	20	14	5	4	
August	23	10	10	4	
September	6	5	13	7	
October	10	8	0	5	
November	5	5	11	6	
December	<u>12</u>	<u>13</u>	<u>11</u>	<u>5</u>	
TOTALS	157	115	93	82	7

Source:

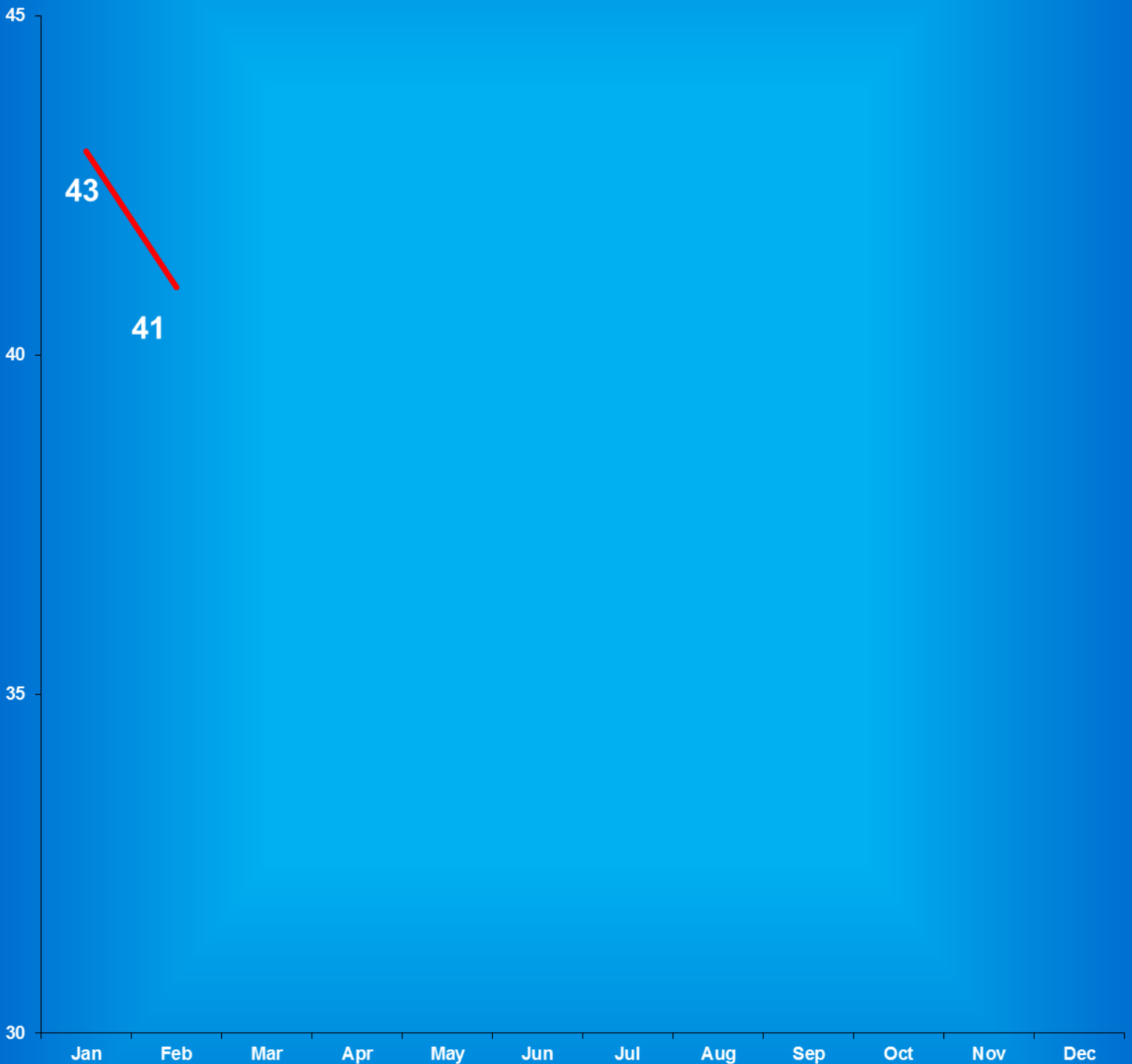
SAS - mnthadm4.pgm

Indiana Department of Correction

Graph G

Average Daily Juvenile Female Offender Populations

Calendar Year 2017



Indiana Department of Correction
Table 19
Juvenile Male New Commitments

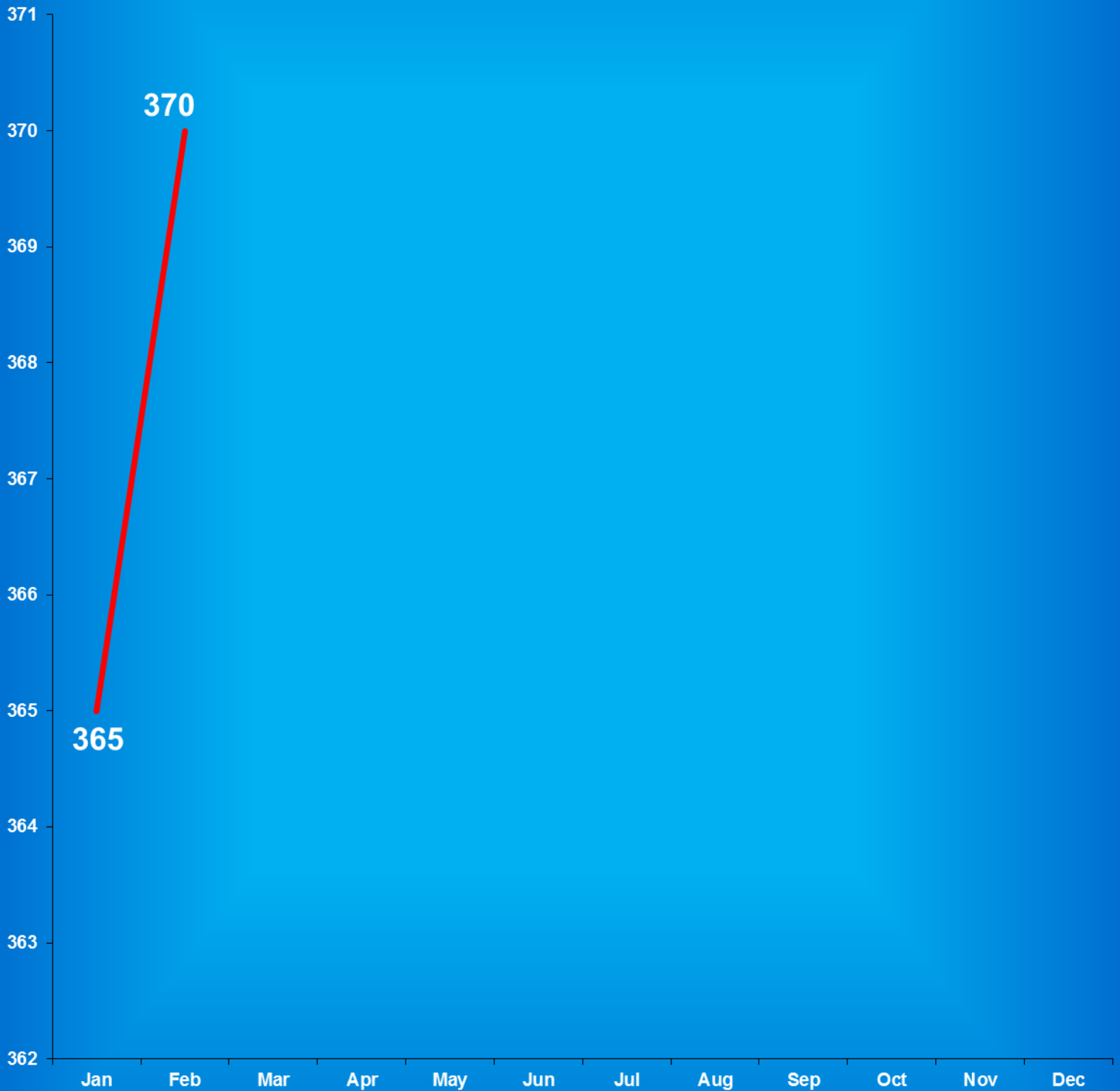
<u>Month</u>	<u>2013</u>	<u>2014</u>	<u>2015</u>	<u>2016</u>	<u>2017</u>
January	76	58	35	39	26
February	45	46	26	40	26
March	82	30	32	69	
April	47	53	43	33	
May	74	47	37	44	
June	45	55	41	40	
July	68	46	50	29	
August	44	42	31	38	
September	31	43	42	36	
October	74	48	45	24	
November	59	40	41	28	
December	<u>40</u>	<u>40</u>	<u>40</u>	<u>30</u>	
TOTALS	685	548	463	450	52

Source:
SAS - mnthadm4.pgm

Indiana Department of Correction

Graph H

Average Daily Juvenile Male Offender Populations Calendar Year 2017





Juvenile Reintegration Districts



District #8

District #6

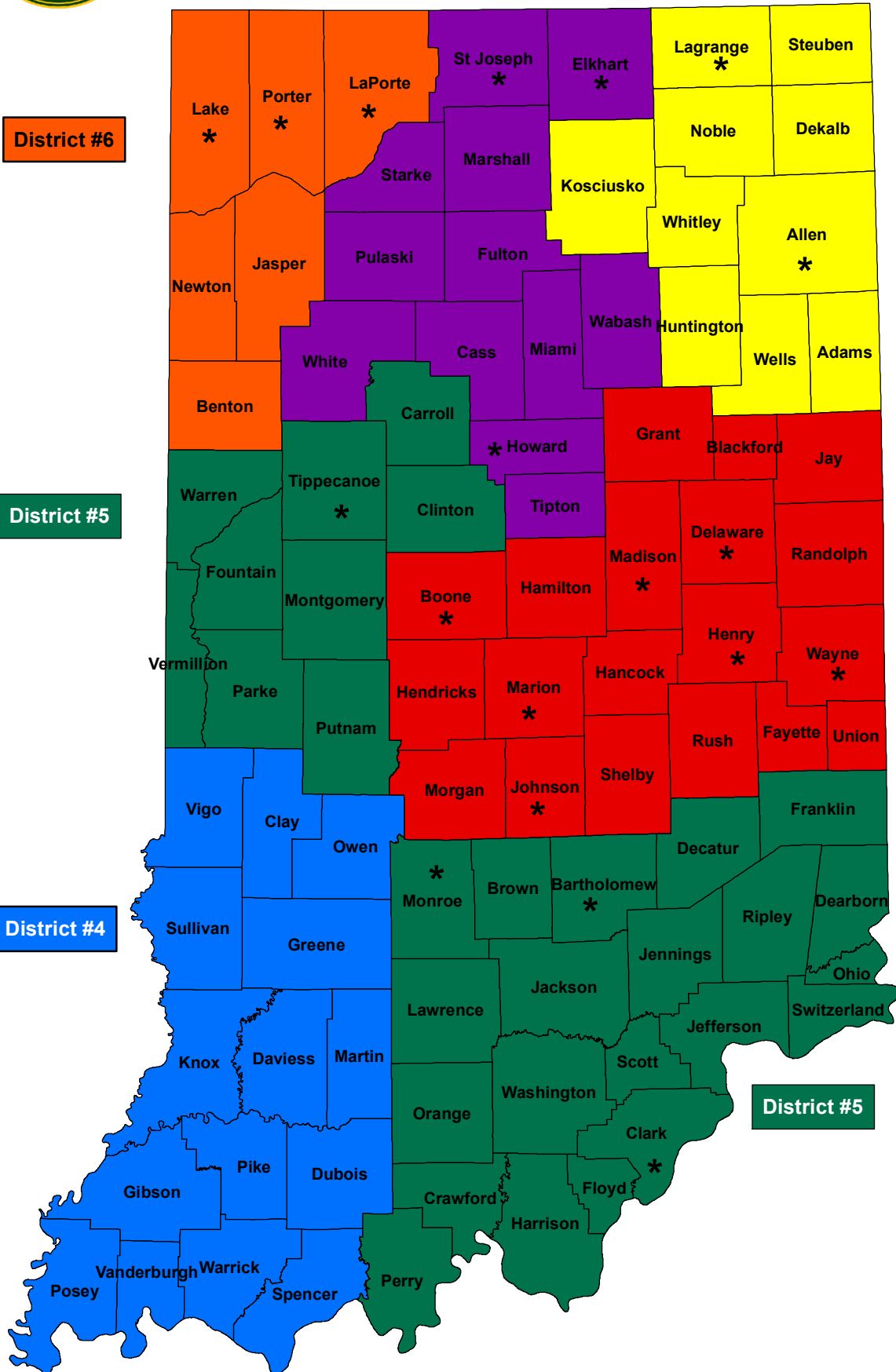
District #2

District #5

District #3

District #4

District #5



*JDAI Site

Indiana Department of Correction
Table 20
Juvenile Parole Caseload on March 01, 2017

<u>Juvenile Reintegration Districts</u>	Indiana Parolees		Other Jurisdiction		<u>Total</u>
	<u>Juvenile Male</u>	<u>Juvenile Female</u>	<u>Juvenile Male</u>	<u>Juvenile Female</u>	
<i>Interstate Compact (RD0)*</i>	0	0	4	0	4
	<u>District Supervision Breakdown as follows:</u>				
Juv Reintegration District 2	8	0	0	0	8
Juv Reintegration District 3	9	1	2	0	12
Juv Reintegration District 4	3	1	1	0	5
Juv Reintegration District 5	1	1	0	0	2
Juv Reintegration District 6	3	1	1	0	5
Juv Reintegration District 8	3	3	0	0	6
Total	27	7	4	0	38

Total Juvenile Parole Population on the First Day of Each Month

<u>Calendar Year 2017</u>	Indiana Parolees		Other Jurisdiction		<u>Total</u>
	<u>Juvenile Male</u>	<u>Juvenile Female</u>	<u>Juvenile Male</u>	<u>Juvenile Female</u>	
January	27	6	5	0	38
February	24	7	5	0	36
March	27	7	4	0	38

** Includes Indiana parolees who are serving their parole in another state, as well as offenders from other States being supervised in Indiana (Interstate Compact)*

Sources: Juvenile Services
Parole Division
SAS - juvpar12.pgm

**Indiana Department of Correction
Indiana Government Center South, Room E334
302 W. Washington Street
Indianapolis, IN 46204**

**Prepared by:
Josh Spear, Research Analyst
(317) 234-4417
jspear2@idoc.IN.gov**

This report and previous reports may be found at:

<http://www.in.gov/idoc/2376.htm>



CHANGING LIVES

The logo for the Indiana Department of Correction is circular, featuring a central torch surrounded by stars. The words "EMPLOYEES", "EFFICIENCY", and "EFFECTIVENESS" are arranged around the torch. The outer ring of the logo contains the text "INDIANA DEPARTMENT OF CORRECTION". To the right of the logo is a blue silhouette of the state of Indiana.

The Indiana Department of Correction advances public safety and successful re-entry through dynamic supervision, programming, and partnerships.