


Indiana Department of Correction

Division of Research & Technology



Offender Population Statistical Report

- October 2013 -

Bruce Lemmon, Commissioner

**Indiana Department of Correction
Indiana Government Center South, Room E334
302 W. Washington Street
Indianapolis, IN 46204**

**Prepared by:
Sarah Schelle, Research Analyst
(317) 232-2249
sschelle@idoc.in.gov**

This report and previous reports may be found at:

<http://www.in.gov/idoc/2376.htm>



Executive Summary

Beginning October 2013, all Jail Bed Counts now utilize an improved process which allows for more timely and complete notification of inmates sentenced to the Indiana Department of Correction who are housed in local jails awaiting transfer to an intake facility. This has resulted in a greater number of known jail beds.

Definitions

For the purpose of this report, the following definitions apply:

Admission – The means by which an offender enters the custody or jurisdiction of the Indiana Department of Correction. For this report, with the exception of the return of an escapee, this does not include a return from a temporary absence.

Average Daily Population – The sum of the daily beginning counts for a month, divided by that month's number of daily beginning counts.

Beginning Count – The number of offenders physically present at the beginning of the day (ie, 0000:01 hours).

Class A Felony – An offense whereby a person convicted of this felony shall be imprisoned for a fixed term of thirty years, with not more than twenty years added for aggravating circumstances, or not more than ten years subtracted for mitigating circumstances.

Class B Felony – An offense whereby a person convicted of this felony shall be imprisoned for a fixed term of ten years, with not more than ten years added for aggravating circumstances, or not more than four years subtracted for mitigating circumstances.

Class C Felony – An offense whereby a person convicted of this felony shall be imprisoned for a fixed term of four years, with not more than four years added for aggravating circumstances, or not more than two years subtracted for mitigating circumstances.

Class D Felony – An offense whereby a person convicted of this felony shall be imprisoned for a fixed term of one and one-half years, with not more than one and one-half years added for aggravating circumstances, or not more than one year subtracted for mitigating circumstances.

County Jail "Back-ups" (Jail Bed Count) – Those offenders who have been committed to the Indiana Department of Correction, but are housed in a county jail until they can be transferred to a Department of Correction intake facility. The county receives \$35.00 per day, per offender, to house these offenders.

Ending Count – The number of offenders physically present at the end of the day (ie, 2400:00 hours).

Felon – A person convicted in any jurisdiction who might have been imprisoned for more than one year.

Level 1 Security Classification – Minimum security level. Facilities which are designated as Level 1 have the least restrictive security measures in place.

Level 2 Security Classification – Medium security level. Facilities which are designated as Level 2 have a moderate degree of security measures in place.

Level 3 Security Classification – Maximum security level. Facilities which are designated as Level 3 have very restrictive security measures in place.

Misdemeanant – A person convicted in any jurisdiction who might have been imprisoned for not more than one year.

Murder – An offense whereby a person convicted of this felony shall be imprisoned for a fixed term of fifty-five years, with not more than ten years added for aggravating circumstances, or not more than ten years subtracted for mitigating circumstances.

Operational Capacity – The total bed capacity of the facility. The capacity of a facility is the number of beds authorized for safe and efficient operation of the facility.

Pre-Dispositional – An individual ordered by the Court to the Indiana Department of Correction for evaluation prior to sentencing.

Recommitment – When an offender returns to IDOC after having served all or some of a sentence unrelated to the current sentence.

Release – The means by which an offender leaves the custody or jurisdiction of the Indiana Department of Correction. For this report, with the exception of an escapee, this does not include a temporary absence.

Safekeeper – An individual whom the Court has determined to be in imminent danger of serious bodily injury or death, or who represents a substantial threat to the safety of others, and whom the Court has ordered to the Indiana Department of Correction for custody and security control.

Secure Confinement Units – Denotes maximum control with the most restrictive security measures in place.

Vacancy – The number of beds available for assignment.

Indiana Department of Correction Population Summary

- There were 26,614 adult male offenders (including 1,168 county jail “back-ups” and 213 in contracted beds) on November 1, 2013. This population is 2% below operational bed capacity for general population.
- There were 2,705 adult female offenders (including 180 county jail “back-ups” and 130 in contracted beds) on November 1, 2013. This population is 6% below the operational bed capacity.
- There were 402 juvenile male offenders in the Department’s facilities on November 1, 2013. This population is 44% below the operational bed capacity.
- There were 53 juvenile female offenders in the Department’s facilities on November 1, 2013. This population is 66% below the operational bed capacity.
- There were 9,022 adult males on parole in Indiana (8,528 Indiana parolees and 494 other jurisdiction parolees) on November 1, 2013.
- There were 1,208 adult females on parole in Indiana (1,155 Indiana parolees and 53 other jurisdiction parolees) on November 1, 2013.
- There were 1,786 adults admitted to IDOC (1,484 male and 302 female) and 1,649 adults released from IDOC (1,383 male and 266 female) in October 2013.
- There were 92 juveniles admitted to IDOC (80 male and 12 female) and 86 juveniles released from IDOC (68 male and 18 female) in October 2013.

Indiana Department of Correction

Human Resource Report

October 31, 2013

ADULT FACILITIES

Facility	Total Staff*	Custody Staff	Non-Custody	Vacancies	Hires - Rehires	Retired - Terminated	Inter-Agency		Contract/Vendor		
							In	Out	Aramark	Health	Education
Branchville Correctional Facility	249	179	70	22	6	5	0	0	8	38	7
Chain O'Lakes Correctional Facility	52	30	22	2	0	0	0	0	4	2	0
Correctional Industrial Facility	321	260	61	48	6	2	0	0	17	31	12
Edinburgh Correctional Facility	59	44	15	9	2	3	0	0	4	3	1
Henryville Correctional Facility	37	31	6	4	0	0	0	0	4	2	0
Indiana State Prison/Lakeside	506	402	104	72	7	15	0	0	21	72	4
Indiana Women's Prison	168	116	52	19	3	5	0	0	6	27	6
Indianapolis Re-Entry Educational Fac.	111	73	38	12	0	1	0	0	3	11	7
Madison Correctional Facility	128	82	46	10	1	1	0	0	7	24	4
Miami Correctional Facility	486	381	105	75	10	5	1	1	34	46	13
New Castle Correctional Facility**	520	385	135	38	0	0	0	0	31	75	0
Pendleton Correctional Facility	443	345	98	84	11	2	0	0	23	38	4
Plainfield Correctional Facility	350	268	82	43	6	8	3	1	18	53	11
Putnamville Correctional Facility	472	363	109	54	11	10	1	1	18	43	10
Reception-Diagnostic Center	219	171	48	22	6	1	0	0	8	32	0
Rockville Correctional Facility	243	171	72	22	0	2	0	0	14	30	8
South Bend Comm. Re-Entry Center	36	25	11	3	1	5	0	0	4	2	0
STOP DOC Staff	17	0	17	1	0	0	0	0	0	0	0
STOP GEO Staff**	157	109	48	12	0	0	0	0	9	11	0
Wabash Valley Correctional Facility	596	479	117	58	8	12	0	0	40	57	10
Westville Correctional Facility	729	561	168	64	15	13	0	0	42	75	12
Total	5,899	4,475	1,424	674	93	90	5	3	315	672	109

JUVENILE FACILITIES

Facility	Total Staff*	Custody Staff	Non-Custody	Vacancies	Hires - Rehires	Retired - Terminated	Inter-Agency		Contract/Vendor		
							In	Out	Aramark	Health	Education
Camp Summit	53	34	19	8	0	0	0	0	1	1	0
Logansport Intake/North Central	169	114	55	14	2	2	0	0	0	7	3
Madison Juvenile Correctional	86	68	18	18	0	4	0	0	8	36	4
Pendleton Juvenile Correctional	267	186	81	30	7	7	1	0	10	21	0
Total	575	402	173	70	9	13	1	0	19	65	7
Central Office***	458	162	296	43	0	0	0	0	0	0	2
STATE EMPLOYEE TOTAL	6,255	4,545	1,710	737	102	103	6	3	0	0	0
CONTRACT EMPLOYEE TOTAL	1,866	494	1,372	50	0	0	0	0	334	737	118
GRAND TOTAL	8,121	5,039	3,082	787	102	103	6	3	334	737	118

* Total Active Staff does not include those on disability, suspension, or leave with pay.

** New Castle Correctional Facility and STOP are privately contracted institutions. Their hire/rehire and termination/reitre data is not provided to DOC.

*** Includes Technology Services Division, PEN Products, Staff Development and Training, and the Parole Division (counted as Custody Staff)

Note: Total staff, custody staff, non-custody staff, and vacancy data are as of the end of the month.

Hires and re-hires, retirements and terminations, intra-agency transfer in and transfer out are the total number of actions for the month.

Source: DOC Human Resource



Offender Statistics



Indiana Department of Correction
Table 1
Offender Population & Vacancy Numbers, by Facility Security Level
November 1, 2013

LEVEL 1

Adult Male

	October Ending Count	General Population Vacancies	Programs & Treatment Vacancies	Segregation & Infirmary Vacancies	Down Beds	Held Beds
Chain O'Lakes Correctional Facility	125	9	0	0	0	2
Edinburgh Correctional Facility	255	65	0	0	0	0
Henryville Correctional Facility	135	33	0	0	0	0
Miami Correctional Facility	199	5	0	0	0	0
New Castle Level One (Contracted Beds)	188	16	0	0	0	0
Pendleton Correctional Facility	172	46	0	0	1	1
Re-Entry Educational Facility	391	20	7	0	2	0
South Bend Community Re-Entry Facility	131	11	1	0	28	1
Wabash Valley Correctional Facility	168	30	0	0	0	0
Westville Correctional Facility	<u>353</u>	<u>15</u>	<u>0</u>	<u>0</u>	<u>2</u>	<u>2</u>
Total	2,117	250	8	0	40	6

Adult Female

Madison Correctional Facility	547	75	0	0	0	0
Jefferson Co. Re-Entry	<u>36</u>	<u>9</u>	<u>0</u>	<u>0</u>	<u>0</u>	<u>1</u>
Total	583	84	0	0	0	1

LEVEL 2

Adult Male

Branchville Correctional Facility	1,480	0	0	5	0	0
Indiana State Prison-Outside Facility	366	14	0	0	1	4
New Castle Correctional Facility (Contracted Beds)	2,400	6	4	8	1	12
Plainfield Correctional Facility	1,655	14	0	2	0	1
Putnamville Correctional Facility	2,490	11	0	3	0	0
Short Term Offender Program	862	2	0	0	0	4
Westville Correctional Facility	<u>2,663</u>	<u>16</u>	<u>3</u>	<u>2</u>	<u>161</u>	<u>34</u>
Total	11,916	63	7	27	163	55

Adult Female

Rockville Correctional Facility	1,221	20	10	2	0	0
---------------------------------	--------------	-----------	-----------	----------	----------	----------

Table 1 (Cont.)

LEVEL 3

Adult Male

	October Ending Count	General Population Vacancies	Programs & Treatment Vacancies	Segregation & Infirmary Vacancies	Down Beds	Held Beds
Correctional Industrial Facility	1,409	12	0	4	7	11
Miami Correctional Facility	2,960	10	2	12	0	0
New Castle Psychiatric Unit (Contracted Beds)	127	0	0	1	0	0
Reception-Diagnostic Center	<u>626</u>	<u>28</u>	<u>0</u>	<u>0</u>	<u>41</u>	<u>0</u>
Total	5,122	50	2	17	48	11

Adult Female

Indiana Women's Prison	591	14	10	13	0	3
------------------------	------------	-----------	-----------	-----------	----------	----------

LEVEL 4

Adult Male

	October Ending Count	General Population Vacancies	Programs & Treatment Vacancies	Segregation & Infirmary Vacancies	Down Beds	Held Beds
Indiana State Prison	2,011	9	6	16	12	13
New Castle Annex	462	4	1	6	2	5
Pendleton Correctional Facility	1,528	0	0	9	104	5
Wabash Valley Correctional Facility	<u>1,715</u>	<u>1</u>	<u>41</u>	<u>13</u>	<u>2</u>	<u>13</u>
Total	5,716	14	48	44	120	36

SECURE CONFINEMENT UNITS

Adult Male

Wabash Valley Correctional Facility	200	0	0	13	2	1
Westville Control Unit	<u>162</u>	<u>0</u>	<u>0</u>	<u>0</u>	<u>2</u>	<u>1</u>
Total	362	0	0	13	4	2

JAIL BED COUNT

Adult Male	1,168	N/A	N/A	N/A	N/A	N/A
Adult Female	<u>180</u>	N/A	N/A	N/A	N/A	N/A
Total	1,348					

CONTRACTED BEDS

Adult Male

Bartholomew Co. Re-Entry	9	16	0	0	0	0
Cass Co. Re-Entry	3	0	0	0	7	0
Clark Co. Re-Entry	3	22	0	0	0	0
Duvall Center Marion Co. Re-Entry	27	23	0	0	0	0
Elkhart Co. Re-Entry	3	22	0	0	0	0
Hendricks Co. Re-Entry	5	10	0	0	0	0
Lake Co. Re-Entry	13	7	0	0	0	0
Liberty Hall Re-Entry Facility	114	56	0	0	0	0
Tippecanoe County Re-Entry	10	0	0	0	0	0
Vanderburgh Co. Re-Entry	4	16	0	0	0	0
Vigo Co. Re-Entry	5	0	0	0	0	0
Volunteers of America - Evansville	15	10	0	0	0	0
Whitley Co. Re-Entry	<u>2</u>	<u>2</u>	<u>0</u>	<u>0</u>	<u>6</u>	<u>0</u>
Total	213	184	0	0	13	0

Adult Female

Cass Co. Re-Entry	1	0	0	0	0	0
Craine House	20	0	0	0	0	0
Elkhart Co. Re-Entry	0	7	0	0	0	0
Liberty Hall Re-Entry Facility	98	1	0	0	0	1
Volunteers of America - Evansville	11	14	0	0	0	0
Whitley Co. Re-Entry	<u>0</u>	<u>1</u>	<u>0</u>	<u>0</u>	<u>4</u>	<u>0</u>
Total	130	23	0	0	4	1

Table 1 (Cont.)

JUVENILE OFFENDERS						
--------------------	--	--	--	--	--	--

Juvenile Male

	October Ending Count	General Population Vacancies	Programs & Treatment Vacancies	Segregation & Infirmary Vacancies	Down Beds	Held Beds
Camp Summit	72	22	0	1	0	0
Logansport Juvenile Intake/Diagnostic Facility	42	46	0	4	0	0
North Central Juvenile Correctional Facility	122	52	0	0	0	0
Pendleton Juvenile Correctional Facility	<u>166</u>	<u>198</u>	<u>0</u>	<u>23</u>	<u>0</u>	<u>4</u>
Total	402	318	0	28	0	4

Juvenile Female

Madison Juvenile Correctional Facility	53	104	0	15	0	0
--	----	-----	---	----	---	---

TOTALS						
--------	--	--	--	--	--	--

	October Ending Count	General Population Vacancies	Programs & Treatment Vacancies	Segregation & Infirmary Vacancies	Down Beds	Held Beds
GRAND TOTAL FOR ALL ADULT MALES (Includes Jail Bed Count and Contracted Beds)	26,614	561	65	101	388	110
TOTAL FOR ADULT MALES IDOC FACILITIES ONLY	25,233	377	65	101	375	110
GRAND TOTAL FOR ALL ADULT FEMALES (Includes Jail Bed Count and Contracted Beds)	2,705	141	20	15	4	5
TOTAL FOR ADULT FEMALES IDOC FACILITIES ONLY	2,395	118	20	15	0	4
TOTAL FOR JUVENILE MALES	402	318	0	28	0	4
TOTAL FOR JUVENILE FEMALES	53	104	0	15	0	0
GRAND TOTAL FOR THE DEPARTMENT (Includes Jail Bed Count and Contracted Beds)	29,774	1,124	85	159	392	119
GRAND TOTAL FOR THE DEPARTMENT (Excludes Jail Bed Count and Contracted Beds)	28,083	917	85	159	375	118

Sources: Planning Division Facility Body Count Report
Planning Division Juvenile Daily Count Report
OIS - Jail Bed Count
Operational Support Services - Vacancy Report

Indiana Department of Correction
Table 2
Operational Capacity Compared to Population, by Facility
November 1, 2013

LEVEL 1

Adult Male

	September Operational Capacity	October Operational Capacity	October Adjusted Operational Capacity*	October Ending Count	Percent +/- Capacity
Chain O'Lakes Correctional Facility	136	136	134	125	-7%
Edinburgh Correctional Facility	320	320	320	255	-20%
Henryville Correctional Facility	168	168	168	135	-20%
Miami Correctional Facility	204	204	204	199	-2%
New Castle Level One (Contracted Beds)	204	204	204	188	-8%
Pendleton Correctional Facility	220	220	218	172	-21%
Re-Entry Educational	420	420	418	391	-6%
South Bend Community Re-Entry Facility	172	172	143	131	-8%
Wabash Valley Correctional Facility	198	198	198	168	-15%
Westville Correctional Facility	<u>379</u>	<u>379</u>	<u>368</u>	<u>353</u>	<u>-4%</u>
Total	2,421	2,421	2,375	2,117	-11%

Adult Female

Madison Correctional Facility	576	↑ 622	622	547	-12%
Jefferson Co. Re-Entry	<u>36</u>	↑ <u>46</u>	<u>45</u>	<u>36</u>	<u>-20%</u>
Total	612	668	667	583	-13%

LEVEL 2

Adult Male

Branchville Correctional Facility	1,485	1,485	1480	1,480	0%
Indiana State Prison-Outside Facility	385	385	380	366	-4%
New Castle Correctional Facility (Contracted Beds)	2,431	2,431	2410	2,400	0%
Plainfield Correctional Facility	1,672	1,672	1669	1,655	-1%
Putnamville Correctional Facility	2,504	2,504	2501	2,490	0%
Short Term Offender Program	868	868	864	862	0%
Westville Correctional Facility	<u>2,886</u>	<u>2,886</u>	<u>2682</u>	<u>2,663</u>	<u>-1%</u>
Total	12,231	12,231	11,986	11,916	-1%

Adult Female

Rockville Correctional Facility	1,253	1,253	1251	1,221	-2%
---------------------------------	-------	-------	------	-------	-----

Table 2 (Cont.)

LEVEL 3**Adult Male**

	September Operational Capacity	October Operational Capacity	October Adjusted Operational Capacity*	October Ending Count	Percent +/- Capacity
Correctional Industrial Facility	1,443	1,443	1421	1,409	-1%
Miami Correctional Facility	2,984	2,984	2972	2,960	0%
New Castle Psychiatric Unit (Contracted Beds)	128	128	128	127	-1%
Reception-Diagnostic Center	695	654	626	626	0%
Total	5,250	5,209	5,147	5,122	0%

Adult Female

Indiana Women's Prison	631	631	615	591	-4%
------------------------	-----	-----	-----	-----	-----

LEVEL 4**Adult Male**

	September Operational Capacity	October Operational Capacity	October Adjusted Operational Capacity*	October Ending Count	Percent +/- Capacity
Indiana State Prison	2,067	2,067	2026	2,011	-1%
New Castle Annex	480	480	467	462	-1%
Pendleton Correctional Facility	1,715	↓ 1,646	1528	1,528	0%
Wabash Valley Correctional Facility	<u>1,785</u>	<u>1,785</u>	<u>1757</u>	<u>1,715</u>	<u>-2%</u>
Total	6,047	5,978	5,778	5,716	-1%

SECURE CONFINEMENT UNITS**Adult Male**

Wabash Valley Correctional Facility	216	216	200	200	0%
Westville Control Unit	<u>165</u>	<u>165</u>	<u>162</u>	<u>162</u>	<u>0%</u>
Total	381	381	362	362	0%

JAIL BED COUNT**

Adult Male	752	↑ 1,168	1,168	1,168	0%
Adult Female	120	↑ 180	180	180	0%
Total	872	1,348	1,348	1,348	0%

CONTRACTED BEDS**Adult Male**

Bartholomew Co. Re-Entry	25	25	25	9	-64%
Cass Co. Re-Entry	10	10	3	3	0%
Clark Co. Re-Entry	25	25	25	3	-88%
Duval Center Marion Co. Re-Entry	50	50	50	27	-46%
Elkhart Co. Re-Entry	13	13	13	3	-77%
Hendricks Co. Re-Entry	15	15	15	5	-67%
Lake Co. Re-Entry	20	20	20	13	-35%
Liberty Hall Re-Entry	170	170	170	114	-33%
Tippecanoe County Re-Entry	10	10	10	10	0%
Vanderburgh Co. Re-Entry	20	20	20	4	-80%
Vigo Co. Re-Entry	5	5	5	5	0%
Volunteers of America - Evansville	25	25	25	15	-40%
Whitley Co. Re-Entry	<u>10</u>	<u>10</u>	<u>4</u>	<u>2</u>	<u>-50%</u>
Total	398	398	385	213	-45%

Adult Female

Cass Co. Re-Entry	1	1	1	1	0%
Craine House	20	20	20	20	0%
Elkhart Co. Re-Entry	7	7	7	0	-100%
Liberty Hall Re-Entry	100	100	99	98	-1%
Volunteers of America - Evansville	25	25	25	11	-56%
Whitley Co. Re-Entry	<u>5</u>	<u>5</u>	<u>1</u>	<u>0</u>	<u>-100%</u>
Total	158	158	153	130	-15%

Table 2 (Cont.)

JUVENILE OFFENDERS

Juvenile Male

	September	October	October	October	
	Operational	Operational	Adjusted	Ending	Percent +/-
	Capacity	Capacity	Operational	Count	Capacity
			Capacity*		
Camp Summit	95	95	94	72	-23%
Logansport Juvenile Intake/Diagnostic Facility	92	92	88	42	-52%
North Central Juvenile Correctional Facility	174	174	174	122	-30%
Pendleton Juvenile Correctional Facility	<u>391</u>	<u>391</u>	<u>364</u>	<u>166</u>	<u>-54%</u>
Total	752	752	720	402	-44%

Juvenile Female

Madison Juvenile Correctional Facility	172	172	157	53	-66%
--	-----	-----	-----	----	------

TOTALS

	September	October	October	October	
	Operational	Operational	Adjusted	Ending	Percent +/-
	Capacity	Capacity	Operational	Count	Capacity
			Capacity*		
GRAND TOTAL FOR ALL ADULT MALES (Includes Jail Bed Count and Contracted Beds)	27,480	27,786	27,201	26,614	-2%
TOTAL FOR ADULT MALES IDOC FACILITIES ONLY	26,330	26,220	25,648	25,233	-2%
GRAND TOTAL FOR ALL ADULT FEMALES (Includes Jail Bed Count and Contracted Beds)	2,774	2,890	2,866	2,705	-6%
TOTAL FOR ADULT FEMALES IDOC FACILITIES ONLY	2,496	2,552	2,533	2,395	-5%
TOTAL FOR JUVENILE MALES	752	752	720	402	-44%
TOTAL FOR JUVENILE FEMALES	172	172	157	53	-66%
GRAND TOTAL FOR THE DEPARTMENT (Includes Jail Bed Count** and Contracted Beds)	31,178	31,600	30,944	29,774	-4%
GRAND TOTAL FOR THE DEPARTMENT (Excludes Jail Bed Count and Contracted Beds)	29,750	29,696	29,058	28,083	-3%

*Adjusted Operational Capacity includes Intake Beds and excludes Down, Held, and Segregation/Infirmary Hold Beds.

**Jail Bed Counts - IDOC offender Jail Bed holding is demand-based, therefore Jail Bed Percent Capacity is always 0%. Jail Bed Operational Capacity is determined by each county's availability and fluctuates from month to month.

Sources: Planning Division Facility Body Count Report
 Planning Division Juvenile Daily Count Report
 OIS - Jail Bed Count
 Operational Support Services - Vacancy Report

Indiana Department of Correction
Table 3
Facility Population on the First Day of Each Month
(Excludes County Jail "Back-ups" & Contracted Beds)

<u>2012</u>	<u>Adult</u> <u>Male</u>	<u>Adult</u> <u>Female</u>	<u>Juvenile</u> <u>Male</u>	<u>Juvenile</u> <u>Female</u>	<u>Total</u>
January	24,264	2,275	499	59	27,097
February	24,367	2,217	493	48	27,125
March	24,651	2,236	515	49	27,451
April	24,879	2,236	522	48	27,685
May	24,779	2,257	507	47	27,590
June	24,696	2,313	498	45	27,552
July	24,915	2,332	492	41	27,780
August	24,798	2,305	462	48	27,613
September	24,946	2,341	480	54	27,821
October	24,969	2,334	488	50	27,841
November	25,041	2,366	492	55	27,954
December	25,031	2,336	487	53	27,907

<u>2013</u>	<u>Adult</u> <u>Male</u>	<u>Adult</u> <u>Female</u>	<u>Juvenile</u> <u>Male</u>	<u>Juvenile</u> <u>Female</u>	<u>Total</u>
January	24,828	2,299	449	48	27,624
February	24,923	2,329	462	55	27,769
March	24,969	2,344	450	59	27,822
April	25,108	2,425	471	62	28,066
May	25,165	2,417	434	54	28,070
June	25,307	2,404	453	58	28,222
July	25,270	2,426	443	56	28,195
August	25,257	2,405	442	53	28,157
September	25,406	2,435	429	58	28,328
October	25,312	2,408	387	58	28,165
November	25,233	2,395	402	53	28,083
December					

Indiana Department of Correction
Table 4
Parole Caseload on November 1, 2013

<u>Parole District</u>	Indiana Parolees				Other Jurisdiction				<u>Total</u>
	<u>Adult Male</u>	<u>Adult Female</u>	<u>Juvenile Male</u>	<u>Juvenile Female</u>	<u>Adult Male</u>	<u>Adult Female</u>	<u>Juvenile Male</u>	<u>Juvenile Female</u>	
<i>Interstate Compact (PD0)*</i>	527	63	3	0	494	53	10	2	1,152
	District Supervision Breakdown as follows:								
Re-Entry Parole (PD1)	587	110	4	0	18	1	2	1	723
Fort Wayne (PD2)	946	96	25	0	59	8	1	0	1,135
Indianapolis (PD3)	2,138	237	1	1	73	5	0	0	2,455
Evansville (P4A)	678	74	7	6	33	3	1	0	802
Terre Haute (P4B)	551	91	4	0	20	1	0	0	667
Bloomington (PD5)	539	87	5	2	52	6	2	0	693
Gary (PD6)	719	58	9	2	41	4	2	1	836
New Castle (PD7)	890	186	15	2	49	6	0	0	1,148
South Bend (PD8)	1,097	151	8	7	82	11	2	0	1,358
Madison (PD9)	383	65	5	1	67	8	0	0	529
Total	9,055	1,218	86	21	494	53	10	2	10,939

Total Parole Population on the First Day of Each Month

<u>Calendar Year 2013</u>	Indiana Parolees				Other Jurisdiction				<u>Total</u>
	<u>Adult Male</u>	<u>Adult Female</u>	<u>Juvenile Male</u>	<u>Juvenile Female</u>	<u>Adult Male</u>	<u>Adult Female</u>	<u>Juvenile Male</u>	<u>Juvenile Female</u>	
January	9,010	1,163	71	11	427	47	10	2	10,741
February	9,077	1,165	80	16	428	44	9	2	10,821
March	8,974	1,183	79	16	492	48	9	2	10,803
April	8,953	1,185	74	16	496	48	9	2	10,783
May	9,118	1,201	86	20	540	59	9	2	11,035
June	9,075	1,227	88	22	526	59	0	0	10,997
July	9,143	1,248	97	18	515	57	10	2	11,090
August	9,088	1,241	92	16	504	56	9	2	11,008
September	8,989	1,207	89	21	501	55	9	2	10,873
October	9,075	1,208	89	21	494	53	10	2	10,952
November	9,055	1,218	86	21	494	53	10	2	10,939
December									

* Includes Indiana parolees who are serving their parole in another state, as well as offenders from other States being supervised in Indiana (Interstate Compact)

Sources: Juvenile Services
Parole Division
SAS - juvparl2.pgm



Adult Offender Statistics



Indiana Department of Correction
Table 5
Monthly Admissions and Releases - Adult Offenders
(Includes County Jail "Back-ups" & Contracted Beds)

October 2013

ADMISSIONS	Male	Female
New Commitments	751	214
Parole Violators - New Commits	51	6
Parole Violators - Technical	188	23
Unsentenced (Safekeepers)	0	0
Return from Escape - Secure Facility	0	0
Return from Escape - Non-Secure Facility	1	2
Return from Escape - CTP Absconds	1	0
Court Supervision Violators - New Commits	170	15
Court Supervision Violators - Technical	312	42
Return from CTP - New Commits	2	0
Return from CTP - Technical	8	0
Unknown (Missing Data)	0	0
TOTAL ADMISSIONS	1,484	302
RELEASES		
Parole	730	117
Probation	403	72
Escape - Secure Facility	0	0
Walk-Away - Non-Secure Facility	3	2
Discharged	92	47
Unsentenced Discharged	3	0
Other (i.e. Death)	2	0
Community Transition Program (CTP)	148	26
CTP Absconds	2	2
Unknown (Missing Data)	0	0
TOTAL RELEASES	1,383	266

*Of the 751 new commitments of male felons, 388 (51.7%) had a prior commitment.
Of the 214 new commitments of female felons, 82 (38.3%) had a prior commitment.*

Effective July 1, 1999, misdemeanants are to be committed to DOC only under special circumstances (IC 11-12-6)

Sources: SAS - prsadm8.pgm, SAS - prisrel8.pgm

Indiana Department of Correction
Table 6
New Admissions by County of Commitment - Adult Offenders

October 2013

County	Felony Level						Total	County	Felony Level						Total
	Murder	FA	FB	FC	FD	Other*			Murder	FA	FB	FC	FD	Other*	
Adams	0	0	1	1	7	0	9	Madison	0	3	14	11	24	0	52
Allen	1	0	29	16	58	0	104	Marion	1	14	63	59	105	0	242
Bartholomew	0	0	7	3	9	0	19	Marshall	0	0	1	0	13	0	14
Benton	0	0	0	1	0	0	1	Martin	0	1	1	0	0	0	2
Blackford	0	0	0	0	2	0	2	Miami	0	0	4	0	4	0	8
Boone	0	1	0	0	4	0	5	Monroe	1	0	7	7	15	0	30
Brown	0	0	0	0	0	0	0	Montgomery	0	1	2	1	7	0	11
Carroll	0	0	0	1	2	0	3	Morgan	0	2	5	0	9	0	16
Cass	0	0	4	2	0	0	6	Newton	0	0	0	1	2	0	3
Clark	0	0	1	3	4	0	8	Noble	0	1	2	4	6	0	13
Clay	0	0	0	0	5	0	5	Ohio	0	0	0	0	0	0	0
Clinton	0	0	1	5	10	0	16	Orange	0	0	2	1	1	0	4
Crawford	0	0	0	0	1	0	1	Owen	0	0	2	1	6	0	9
Daviess	0	0	4	0	0	0	4	Parke	0	0	1	0	8	0	9
Dearborn	0	2	8	13	32	0	55	Perry	0	0	0	3	1	0	4
Decatur	0	0	2	2	8	0	12	Pike	0	0	1	0	0	0	1
DeKalb	0	0	1	3	0	0	4	Porter	0	0	3	5	10	0	18
Delaware	0	0	2	6	0	0	8	Posey	0	0	3	2	0	0	5
Dubois	0	0	0	1	1	0	2	Pulaski	0	0	0	0	0	0	0
Elkhart	0	3	15	9	18	0	45	Putnam	0	0	0	2	9	0	11
Fayette	0	0	1	5	7	0	13	Randolph	0	0	0	0	1	0	1
Floyd	0	0	1	0	1	0	2	Ripley	0	0	4	0	9	0	13
Fountain	0	0	0	1	0	0	1	Rush	0	0	2	0	1	0	3
Franklin	0	0	0	4	13	0	17	St. Joseph	4	1	10	9	22	0	46
Fulton	1	1	1	0	4	0	7	Scott	0	0	4	9	12	0	25
Gibson	0	1	1	1	2	0	5	Shelby	0	0	3	7	19	0	29
Grant	0	0	3	4	3	0	10	Spencer	0	0	0	0	1	0	1
Greene	0	0	3	1	1	0	5	Starke	0	0	1	0	12	0	13
Hamilton	0	1	9	6	36	0	52	Steuben	0	0	2	2	4	0	8
Hancock	0	0	2	3	2	0	7	Sullivan	0	0	0	0	0	0	0
Harrison	0	0	3	3	5	0	11	Switzerland	0	0	0	1	0	0	1
Hendricks	0	0	3	4	17	0	24	Tippecanoe	0	3	6	14	23	1	47
Henry	0	0	8	2	2	0	12	Tipton	0	0	0	0	0	0	0
Howard	0	1	11	8	32	0	52	Union	0	0	0	0	0	0	0
Huntington	0	1	0	0	8	0	9	Vanderburgh	1	3	12	14	28	0	58
Jackson	0	1	2	1	4	0	8	Vermillion	0	0	1	0	1	0	2
Jasper	0	0	2	1	0	0	3	Vigo	0	0	7	8	3	0	18
Jay	0	0	1	1	3	0	5	Wabash	0	1	2	3	19	0	25
Jefferson	0	1	9	9	4	0	23	Warren	0	0	0	0	0	0	0
Jennings	0	0	1	0	3	0	4	Warrick	0	0	4	0	1	0	5
Johnson	0	1	4	6	21	0	32	Washington	0	0	4	2	6	0	12
Knox	0	0	1	0	6	0	7	Wayne	0	0	7	9	18	0	34
Kosciusko	0	0	3	1	3	0	7	Wells	0	0	2	4	3	0	9
LaGrange	0	0	0	1	6	0	7	White	0	0	2	0	1	0	3
Lake	0	2	13	20	15	0	50	Whitley	0	0	1	1	2	0	4
LaPorte	0	0	1	0	0	0	1	Unknown**	0	0	0	0	0	0	0
Lawrence	0	1	3	1	2	0	7	Total	9	47	346	329	767	6	1,504

Data based on Most Serious Offense and includes only New- and Reccommitments.

Parole violators are not included.

**Other* may include missing, habitual offense, contempt of court, or misdemeanor.

***Unknown* represents offenders who were sentenced to DOC, but County of Commitment data was unavailable.

Source: Prsadm7.pgm

Indiana Department of Correction
Table 7
Release Type by County of Commitment - Adult Offenders

October 2013											
County	Release Type					County	Release Type				
	Parole	Probation	Discharged	CTP	Total		Parole	Probation	Discharged	CTP	Total
Adams	3	1	0	2	6	Madison	26	16	3	7	52
Allen	62	24	7	17	110	Marion	185	83	62	33	363
Bartholomew	4	1	2	2	9	Marshall	5	5	1	2	13
Benton	1	1	0	0	2	Martin	1	1	0	0	2
Blackford	1	5	1	0	7	Miami	3	2	0	2	7
Boone	6	6	1	1	14	Monroe	6	3	1	0	10
Brown	1	0	0	1	2	Montgomery	8	1	0	1	10
Carroll	2	2	0	0	4	Morgan	11	3	2	1	17
Cass	2	0	0	1	3	Newton	1	2	0	0	3
Clark	7	9	0	1	17	Noble	14	8	2	2	26
Clay	4	7	2	0	13	Ohio	1	2	0	0	3
Clinton	4	5	2	0	11	Orange	1	1	0	2	4
Crawford	5	0	0	1	6	Owen	1	0	0	0	1
Daviess	1	2	0	0	3	Parke	7	1	1	1	10
Dearborn	16	15	1	0	32	Perry	6	4	0	0	10
Decatur	7	3	1	2	13	Pike	1	2	0	1	4
DeKalb	0	0	0	3	3	Porter	7	1	0	0	8
Delaware	6	3	0	5	14	Posey	2	0	0	1	3
Dubois	1	2	0	1	4	Pulaski	1	0	1	0	2
Elkhart	26	18	1	4	49	Putnam	7	3	0	1	11
Fayette	1	2	0	1	4	Randolph	2	2	1	0	5
Floyd	6	8	0	3	17	Ripley	5	4	0	1	10
Fountain	1	2	0	0	3	Rush	4	3	0	1	8
Franklin	1	5	0	0	6	St. Joseph	34	6	2	6	48
Fulton	3	4	1	0	8	Scott	3	3	1	0	7
Gibson	3	2	0	0	5	Shelby	18	8	2	2	30
Grant	13	11	2	2	28	Spencer	0	0	0	0	0
Greene	2	3	0	0	5	Starke	10	2	0	3	15
Hamilton	23	22	4	1	50	Steuben	1	2	0	2	5
Hancock	1	3	1	4	9	Sullivan	1	3	0	2	6
Harrison	4	4	1	0	9	Switzerland	0	1	0	0	1
Hendricks	16	9	4	2	31	Tippecanoe	8	29	3	3	43
Henry	5	3	0	1	9	Tipton	1	0	0	0	1
Howard	5	9	2	7	23	Union	1	2	0	0	3
Huntington	10	8	0	0	18	Vanderburgh	41	8	8	5	62
Jackson	7	6	1	0	14	Vermillion	1	0	0	0	1
Jasper	1	1	0	0	2	Vigo	12	8	0	3	23
Jay	3	0	0	2	5	Wabash	8	7	2	4	21
Jefferson	2	0	0	3	5	Warren	0	0	0	0	0
Jennings	7	2	3	0	12	Warrick	4	1	0	1	6
Johnson	23	6	1	1	31	Washington	4	1	2	0	7
Knox	6	1	0	0	7	Wayne	27	7	3	0	37
Kosciusko	7	3	2	1	13	Wells	3	3	0	0	6
LaGrange	4	4	0	0	8	White	2	0	0	0	2
Lake	35	3	2	15	55	Whitley	1	1	0	0	2
LaPorte	7	8	0	1	16	Unknown*	<u>6</u>	<u>3</u>	<u>3</u>	<u>1</u>	<u>13</u>
Lawrence	1	0	0	1	2	Total	847	475	142	174	1,638

This data excludes Temporary Moves, Safekeepers, Predispositions, Escapes, Deaths, releases from CTP and releases from Out of State Parole.

*"Unknown" represents offenders who were sentenced to DOC, but County of Commitment data was unavailable.

Source: prisrel7.pgm

Indiana Department of Correction
Table 8
The Number of Department of Correction Offenders
Held in County Jails*

November 1, 2013

<u>County</u>	<u>Adult Male</u>	<u>Adult Female</u>	<u>County</u>	<u>Adult Male</u>	<u>Adult Female</u>	<u>County</u>	<u>Adult Male</u>	<u>Adult Female</u>
Adams	3	2	Hendricks	41	0	Pike	2	1
Allen	55	15	Henry**	5	1	Porter	17	4
Bartholomew	16	7	Howard	40	13	Posey	4	2
Benton	4	1	Huntington	8	3	Pulaski**	1	0
Blackford**	11	0	Jackson	11	0	Putnam**	23	4
Boone	5	0	Jasper	8	0	Randolph	2	0
Brown	2	0	Jay	13	0	Ripley	16	0
Carroll	13	2	Jefferson	0	0	Rush	2	1
Cass	7	1	Jennings	6	3	St. Joseph	0	0
Clark	24	3	Johnson	18	3	Scott	6	3
Clay	10	1	Knox**	11	0	Shelby	30	2
Clinton	25	2	Kosciusko	8	0	Spencer**	2	1
Crawford**	25	0	LaGrange	15	4	Starke	0	0
Daviess	8	0	Lake	30	0	Steuben	8	0
Dearborn	29	2	LaPorte	27	4	Sullivan	3	0
Decatur	3	2	Lawrence	2	0	Switzerland	1	0
DeKalb	8	0	Madison	11	4	Tippecanoe	55	5
Delaware	15	9	Marion	79	17	Tipton	0	0
Dubois	3	1	Marshall	24	5	Union	2	1
Elkhart	23	0	Martin	3	0	Vanderburgh	38	6
Fayette	8	6	Miami	14	1	Vermillion	6	1
Floyd	6	0	Monroe	9	2	Vigo	7	0
Fountain	0	0	Montgomery	5	5	Wabash	14	4
Franklin	9	0	Morgan	18	0	Warren	0	0
Fulton	8	0	Newton	2	0	Warrick	11	1
Gibson	17	0	Noble	36	6	Washington	13	0
Grant	16	0	Ohio	0	0	Wayne	27	10
Greene	11	0	Orange**	5	0	Wells**	13	2
Hamilton	2	1	Owen	2	0	White	8	0
Hancock	16	1	Parke	13	0	<u>Whitley</u>	<u>0</u>	<u>0</u>
Harrison**	8	2	Perry	3	3	Total	1168	180

* Data is based on known frequencies reported by the counties, some county data may be missing

** County Jail Substance Abuse Programs

Source: Offender
Movement

Indiana Department of Correction
Table 9
Community Transition Program
Average Daily Populations

<u>Month</u>	<u>2009</u>	<u>2010</u>	<u>2011</u>	<u>2012</u>	<u>2013</u>
January	404	450	544	483	493
February	410	422	530	474	475
March	384	445	495	483	511
April	390	475	506	586	510
May	408	501	520	514	509
June	414	536	523	506	522
July	414	577	534	520	533
August	400	614	509	511	495
September	429	568	497	502	513
October	450	572	454	501	527
November	452	578	468	498	
December	<u>458</u>	<u>560</u>	<u>479</u>	<u>492</u>	
YEARLY AVERAGE	417	525	505	506	509

Source: CTP Database and OIS Warmbody

Indiana Department Of Correction
Table 10
Community Transition Program
October 2013 Release Information

Total number of offenders eligible to be released during October 2013 = 657

Felony A and B total =	334
Felony C total =	203
Felony D total =	116
Murder =	4

Total number of offenders transitioned to counties for CTP = 180

By default (lack of response from judge)	
Felony A or B =	0
Felony C =	23
Felony D =	24
By approval by court order from judge	
Felony A or B =	81
Felony C =	35
Felony D =	16
Murder =	1

Total number of offenders transitioned to counties then returned to DOC due to refusal (court ordered denial upon receipt of offender) = 0

Total number of court ordered denials = 318

Felony A or B =	138
Felony C =	117
Felony D =	62
Murder =	1

Total number of Felony A or B, or Murder denials by default (no response from judge) = 92

Total number of offenders who became ineligible after eligibility determined but prior to CTP commencement date (reasons include change in Earliest Possible Release Date, change in warrant status, released to probation or to parole, other miscellaneous) = 67

Felony A or B =	25
Felony C =	28
Felony D =	14
Murder =	0

Indiana Department of Correction
Table 11
Total Number of Felony Offenses
Committed to the Indiana Department of Correction

October 2013

Felony Level	Primary Offense	Secondary Offense	Oct-13		This Calendar	
			SEX		SEX	
			F	M	F	M
Murder	Murder (35-42-1-1)		-	10	3	78
Murder			-	10	3	78

Felony Level	Primary Offense	Secondary Offense	Oct-13		This Calendar	
			SEX		SEX	
			F	M	F	M
A Felony	Aiding, Inducing or Causing an Offense (35-41-2-4)	Child Molesting (35-42-4-3)	-	1	-	6
		Dealing Methamphetamine (35-48-4-1.1)	-	-	-	1
		Dealing Sched I, II, or III Cntrl'd Sub (35-48-4-2)	-	-	-	1
		Murder (35-42-1-1)	-	-	-	3
			-	-	-	3
	Arson (35-43-1-1)		-	-	1	6
A Felony	Attempt to Commit a Felony (35-41-5-1)	Burglary (35-43-2-1)	-	1	-	1
		Child Molesting (35-42-4-3)	-	1	-	7
		Dealing Methamphetamine (35-48-4-1.1)	-	-	-	1
		Murder (35-42-1-1)	-	2	2	47
		Robbery (35-42-5-1)	-	-	-	2
		Voluntary Manslaughter (35-42-1-3)	-	-	-	1
			-	-	-	1
	Burglary (35-43-2-1)		-	5	1	29
	Child Molesting (35-42-4-3)		-	12	-	180
	Conspiracy (35-41-5-2)	Dealing Cocaine or Narcotic Drug (35-48-4-1)	-	2	-	6
		Kidnapping (35-42-3-2)	-	-	-	1
		Murder (35-42-1-1)	-	-	2	1
		Robbery (35-42-5-1)	-	-	-	2
	Criminal Deviate Conduct (35-42-4-2)		-	-	-	9
	Dealing Cocaine or Narcotic Drug (35-48-4-1)		2	14	10	142
	Dealing Methamphetamine (35-48-4-1.1)		-	6	10	51
	Dealing Sched I, II, or III Cntrl'd Sub (35-48-4-2)		1	1	19	18
	Fail to Stop Accident w/Injury (9-26-1-1)		-	-	1	-
	Kidnapping (35-42-3-2)		-	-	-	7
	Neglect of a Dependent/Death (35-46-1-4)		-	-	3	5
	Possession of Cocaine or Narcotic Drug (35-48-4-6)		-	-	1	5
	Possession of Methamphetamine (35-48-4-6.1)		-	1	-	6
	Rape (35-42-4-1)		-	2	-	9
	Robbery (35-42-5-1)		-	5	2	18
	Voluntary Manslaughter (35-42-1-3)		-	2	-	16
A Felony Total			3	55	52	581

Felony Level	Primary Offense	Secondary Offense	Oct-13		This Calendar	
			SEX		SEX	
			F	M	F	M
B Felony	Accident/Failure to Stop-Serious Inj/Death (9-26-1-8)		-	1	-	4
			2	9	12	57
	Aiding, Inducing or Causing an Offense (35-41-2-4)	Aggravated Battery (35-42-2-1.5)	-	-	-	2
		Battery (35-42-2-1)	-	-	-	1
		Burglary (35-43-2-1)	-	-	3	11
		Child Molesting (35-42-4-3)	-	-	1	-
		Dealing Cocaine or Narcotic Drug (35-48-4-1)	-	-	1	5
		Dealing Methamphetamine (35-48-4-1.1)	-	-	1	4
		Dealing Sched I, II, or III Cntrl'd Sub (35-48-4-2)	-	-	5	1
		Dealing Sched IV Cntrl'd Sub (35-48-4-3)	-	-	-	1
		Possession of Cocaine or Narcotic Drug (35-48-4-6)	-	-	-	1
		Rape (35-42-4-1)	-	-	-	1
		Robbery (35-42-5-1)	-	-	-	10
			-	3	5	40
	Arson (35-43-1-1)		-	-	1	2
	Attempt to Commit a Felony (35-41-5-1)	Aggravated Battery (35-42-2-1.5)	-	-	1	1
		Arson (35-43-1-1)	-	-	-	8
		Burglary (35-43-2-1)	-	2	-	1
		Carjacking (35-42-5-2)	-	-	1	1
		Child Molesting (35-42-4-3)	-	1	-	4
		Criminal Deviate Conduct (35-42-4-2)	-	-	-	5
		Dealing Cocaine or Narcotic Drug (35-48-4-1)	-	-	2	-
		Dealing Methamphetamine (35-48-4-1.1)	-	-	-	1
		Dealing Sched I, II, or III Cntrl'd Sub (35-48-4-2)	-	-	-	1
		Murder (35-42-1-1)	-	-	1	-
		(15.1)	-	-	-	-
			-	-	-	-

	Rape (35-42-4-1)	-	-	-	3
	Robbery (35-42-5-1)	-	1	-	34
	Sexual Misconduct with a Minor (35-42-4-9)	-	-	-	2
Battery (35-42-2-1)		-	-	1	9
Burglary (35-43-2-1)		11	75	79	735
Carjacking (35-42-5-2)		-	3	4	24
Child Molesting (35-42-4-3)		-	14	5	120
Conspiracy (35-41-5-2)	Aggravated Battery (35-42-2-1.5)	-	-	-	1
	Burglary (35-43-2-1)	-	1	2	6
	Child Molesting (35-42-4-3)	-	-	-	1
	Dealing Cocaine or Narcotic Drug (35-48-4-1)	-	3	2	16
	Dealing Methamphetamine (35-48-4-1.1)	1	1	8	12
	Dealing Sched I, II, or III Cntrlrd Sub (35-48-4-2)	-	-	1	2
	Possession of Cocaine or Narcotic Drug (35-48-4-6)	-	-	-	1
	Robbery (35-42-5-1)	1	1	5	21
Criminal Confinement (35-42-3-3)		1	6	3	76
Criminal Deviate Conduct (35-42-4-2)		-	1	1	32
Dealing Cocaine or Narcotic Drug (35-48-4-1)		11	66	88	581
Dealing Methamphetamine (35-48-4-1.1)		21	51	118	392
Dealing Sched I, II, or III Cntrlrd Sub (35-48-4-2)		11	27	107	251
Dealing Sched IV Cntrlrd Sub (35-48-4-3)		1	1	6	11
Dealing Sched V Cntrlrd Sub (35-48-4-4)		-	-	5	4
Escape/Failure to Return (35-44-3-5)		-	-	-	2
Felon in Possession of a Firearm (35-47-4-5)		2	15	4	139
Incest (35-46-1-3)		-	-	-	12
Neglect of a Dependent (35-46-1-4)		-	2	7	23
Operating Vehicle Intoxicated/Death (9-30-5-5)		-	-	7	15
Possession Methamphetamine (35-48-4-6.1)		2	4	16	34
Possession of Cocaine or Narcotic Drug (35-48-4-6)		1	3	5	41
Prisoner Poss. Dang Device/Material (35-44-3-9.5)		-	-	-	1
Promoting Prostitution, under 18 (35-45-4-4)		-	-	1	-
Rape (35-42-4-1)		-	6	-	38
Robbery (35-42-5-1)		2	39	21	396
Security Fraud (23-19-5-1)		-	-	-	6
Sexual Misconduct with a Minor (35-42-4-9)		-	18	3	97
Stalking (35-45-10-5)		-	-	-	2
Vicarious Sexual Gratification (35-42-4-5)		-	-	-	2
Voluntary Manslaughter (35-42-1-3)		1	-	2	6
Total B Felony		68	354	535	3309

Felony Level	Primary Offense	Secondary Offense	Oct-13		This Calendar	
			SEX		SEX	
			F	M	F	M
C Felony	Aiding, Inducing or Causing an Offense (35-41-2-4)	Auto Theft, Receiving Stolen Parts (35-43-4-2.5)	-	-	-	2
		Burglary (35-43-2-1)	-	1	2	11
		Child Exploitation (35-42-4-4)	-	-	-	1
		Child Molesting (35-42-4-3)	-	-	-	3
		Escape/Failure to Return (35-44-3-5)	-	1	1	1
		Firearm w/in One Mile of School (35-47-2-1)	-	-	-	1
		Forgery (35-43-5-2)	-	-	2	1
		Fraud on Financial Institution (35-43-5-8)	-	-	-	1
		Intimidation (35-45-2-1)	-	1	-	1
		Possession of Cocaine or Narcotic Drug (35-48-4-6)	-	-	-	1
		Robbery (35-42-5-1)	-	1	-	3
	Arson (35-43-1-1)		-	-	1	1
	Assisting a Criminal (35-44-3-2)		2	-	2	8
	Attempt to Commit a Felony (35-41-5-1)	Battery (35-42-2-1)	-	2	-	11
		Burglary (35-43-2-1)	-	1	-	15
		Child Molesting (35-42-4-3)	-	-	-	1
		Criminal Recklessness (35-42-2-2)	-	-	-	2
		Disarm/Attempt to Disarm an Officer (35-44.1-3-2)	-	-	1	-
		Escape/Failure to Return (35-44-3-5)	-	-	1	2
		Possession of Cocaine or Narcotic Drug (35-48-4-6)	-	-	2	-
		Possession/Use Legend Drug (16-42-19-27)	-	-	-	1
		Robbery (35-42-5-1)	-	4	-	17
		Sexual Misconduct with a Minor (35-42-4-9)	-	-	-	2
	Auto Theft, Receiving Stolen Parts (35-43-4-2.5)		-	4	5	41
	Battery (35-42-2-1)		5	37	41	329
	Battery by Bodily Waste (35-42-2-6)		-	-	-	1
	Bribery (35-44-1-1)		-	-	-	1
	Burglary (35-43-2-1)		4	71	35	647
	Carrying Handgun w/o License (35-47-2-23)		-	11	-	85
	Check Fraud (35-43-5-12)		-	1	-	1
	Child Exploitation (35-42-4-4)		-	1	1	16
	Child Molesting (35-42-4-3)		-	17	-	208
	Child Solicitation (35-42-4-6)		-	-	-	11
	Conspiracy (35-41-5-2)	Burglary (35-43-2-1) (15.2)	-	1	-	1

Dealing Marijuana, Hash Oil, or Hashish (35-48-4-10)	-	-	2	1
Dealing Sched IV Controlled Substance (35-48-4-3)	-	-	1	-
Dealing/Poss. Look-Alike Subs (35-48-4-4.6)	-	-	-	3
Forgery (35-43-5-2)	-	1	1	5
Possession of Controlled Substance (35-48-4-7)	-	-	-	1
Robbery (35-42-5-1)	-	-	4	2
Controlled Substance Registration (35-48-4-14)	4	-	7	1
Corrupt Business Influence (35-45-6-2)	-	4	11	27
Criminal Confinement (35-42-3-3)	-	7	1	54
Criminal Mischief (35-43-1-2)	-	-	-	1
Criminal Recklessness (35-42-2-2)	-	3	2	50
Dangerous Control of a Handgun (35-47-10-6)	-	-	-	2
Dangerous Possession of a Handgun (35-47-10-5)	-	-	-	2
Dealing Cocaine or Narcotic Drug (35-48-4-1)	-	-	-	2
Dealing Marijuana, Hash Oil, or Hashish (35-48-4-10)	1	4	3	32
Dealing Sched IV Controlled Substance (35-48-4-3)	-	-	15	21
Dealing/Poss. Look-Alike Subs (35-48-4-4.6)	1	1	5	15
Disarm/Attempt to Disarm an Officer (35-44.1-3-2)	-	2	-	7
Escape/Failure to Return (35-44-3-5)	3	6	11	54
Failure to Register as a Sex Offender (11-8-8-17)	-	10	1	61
Failure to Stop Accident/Death (9-26-1-8)	-	-	1	4
Felon in Possession of a Firearm (35-47-4-5)	-	-	-	1
Firearm w/in One Mile of School (35-47-2-1)	1	12	2	93
Forgery (35-43-5-2)	26	47	214	377
Fraud on Financial Institution (35-43-5-8)	1	4	16	27
Handgun Violation (35-47-2-7)	-	4	-	10
Home Improvement Fraud (35-43-6-13)	-	-	-	6
Incest (35-46-1-3)	-	-	-	7
Insurance Fraud (35-43-5-4.5)	-	-	-	1
Interference w/ Medical Services (35-42-2-8)	-	-	1	-
Intimidation (35-45-2-1)	-	7	4	57
Involuntary Manslaughter (35-42-1-4)	-	-	-	5
Neglect of a Dependent (35-46-1-4)	8	1	47	30
Non-Support of Dependent Child (35-46-1-5)	-	9	11	84
Obliterating Handgun I.D. (35-47-2-18)	-	3	-	18
Obtain Legend Drug by Fraud/Prior Conv (16-42-19-16)	-	-	1	1
Operating Vehicle Intoxicated/Death (9-30-5-5)	2	1	4	15
Operating Vehicle Intoxicated/Injury (9-30-5-4)	-	3	4	11
Operating Vehicle w/Lifetime Suspension (9-30-10-17)	2	27	22	297
Operating Vehicle-Habitual Violation (9-30-10-16)	-	-	-	3
Operating Vehicle-Schedule 1/Death (35-48-2-4)	-	-	-	1
Possession - Destruct Device (35-47.5-5-2)	-	-	-	3
Possession - Machine Gun or Bomb (35-47-5-8)	-	-	-	1
Possession - Syringe/Needle (16-42-19-18)	1	2	1	2
Possession Methamphetamine (35-48-4-6.1)	1	3	10	29
Possession of Cocaine or Narcotic Drug (35-48-4-6)	-	10	13	144
Possession of Controlled Substance (35-48-4-7)	4	8	22	61
Possession of Precursors (35-48-4-14.5)	3	5	16	31
Possession/Use Legend Drug (16-42-19-27)	-	-	-	1
Prisoner Poss. Dang Device/Material (35-44-3-9.5)	-	1	-	3
Promoting Prostitution (35-45-4-4)	-	1	1	2
Reckless Homicide (35-42-1-5)	1	1	4	16
Resisting Law Enforcement (35-44.1-3-1)	-	-	-	4
Robbery (35-42-5-1)	2	21	13	213
Security Sale Fraud (23-2-6-3)	-	-	-	1
Sexual Battery (35-42-4-8)	-	-	-	2
Sexual Misconduct with a Minor (35-42-4-9)	-	3	4	80
Stalking (35-45-10-5)	-	3	-	11
Theft, Receiving Stolen Property (35-43-4-2)	1	-	8	7
Trafficking with an Inmate (35-44-3-9)	1	2	17	14
Unlawful Medical Practice (35-22.5-8-2)	-	-	-	1
Vicarious Sexual Gratification (35-42-4-5)	-	-	-	2
Welfare Fraud (35-43-5-7)	4	-	6	-
Total C Felony	78	370	600	3444

Felony Level	Primary Offense	Secondary Offense	Oct-13 SEX		This Calendar SEX	
			F	M	F	M
D Felony	Accident/Failure to Stop-Serious Inj/Death (9-26-1-8)		-	-	1	3
	Aid-Manufacture of Schedule 2 (35-48-4-2)		-	-	-	1
	Aiding, Inducing or Causing an Offense (35-41-2-4)	Auto Theft, Receiving Stolen Parts (35-43-4-2.5)	-	-	-	1
		Battery (35-42-2-1)	-	-	-	2
		Controlled Substance Registration (35-48-4-14)	-	-	-	1
		Dealing Marijuana, Hash Oil, or Hashish (35-48-4-10)	-	-	-	1

	Failure to Return to Lawful Detention (35-44-3-5)	-	1	-	1
	Operating Vehicle Intox-Prior (9-30-5-3)	-	-	-	1
	Possession of Methamphetamine (35-48-4-6.1)	-	-	-	2
	Possession of Precursors (35-48-4-14.5)	-	-	-	2
	Residential Entry (35-43-2-1.5)	-	-	-	4
	Theft, Receiving Stolen Property (35-43-4-2)	-	3	1	21
Arson (35-43-1-1)		-	1	1	11
Assisting a Criminal (35-44-3-2)		2	1	11	9
Attempt to Commit a Felony (35-41-5-1)	Auto Theft, Receiving Stolen Parts (35-43-4-2.5)	-	1	-	3
	Battery by Bodily Waste (35-42-2-6)	-	-	1	-
	Controlled Substance Registration (35-48-4-14)	-	1	1	2
	Dissemination of Matter Harmful to Minor (35-49-3-3)	-	-	-	1
	Failure to Register as a Sex Offender (11-8-8-17)	-	-	-	1
	Failure to Return to Lawful Detention (35-44-3-5)	-	-	1	-
	Fraud (35-43-5-4)	-	-	4	3
	Possession/Use of Legend Drug (16-42-19-13)	-	-	-	1
	Residential Entry (35-43-2-1.5)	-	2	-	9
	Resisting Law Enforcement (35-44-3-3)	-	-	1	1
	Theft, Receiving Stolen Property (35-43-4-2)	-	5	6	49
Auto Theft, Receiving Stolen Parts (35-43-4-2.5)		4	22	23	188
Battery (35-42-2-1)		1	18	28	195
Battery by Bodily Waste (35-42-2-6)		-	6	15	43
Battery on Law Enforcement (35-42-2-1)		-	1	-	1
Burglary (35-43-2-1)		-	-	2	2
Cemetery Mischief (35-43-1-2.1)		-	-	-	1
Cheating at Gambling (4-33-10-2)		-	-	-	2
Check Deception (35-43-5-5)		-	-	-	2
Check Fraud (35-43-5-12)		1	2	19	24
Child Exploitation (35-42-4-4)		-	7	1	19
Child Pornography (35-42-4-4)		-	1	-	3
Child Seduction (35-42-4-7)		-	1	-	9
Child Solicitation (35-42-4-6)		-	1	-	19
Conspiracy (35-41-5-2)	Auto Theft, Receiving Stolen Parts (35-43-4-2.5)	-	-	-	1
	Dealing Subs. Represent as Cntrld Subs. (35-48-4-4.5)	-	-	1	-
	Fraud (35-43-5-4)	-	-	-	3
	Theft, Receiving Stolen Property (35-43-4-2)	-	2	1	7
Controlled Substance Registration (35-48-4-14)		3	2	23	46
Conversion (35-43-4-3)		-	-	3	1
Criminal Confinement (35-42-3-3)		-	7	1	83
Criminal Gang Activity (35-45-9-3)		-	-	-	16
Criminal Mischief (35-43-1-2)		-	1	2	22
Criminal Recklessness (35-42-2-2)		1	21	19	132
Criminal Trespass (35-43-2-2)		-	2	3	30
Cruelty to Animals (35-46-3-12)		-	-	1	5
Cultivation of Marijuana (35-48-4-1)		-	1	1	4
Dealing Counterfeit Substance (35-48-4-5)		-	-	1	-
Dealing Marijuana, Hash Oil, or Hashish (35-48-4-10)		-	8	4	80
Dealing Sched V Controlled Substance (35-48-4-4)		-	-	-	2
Dealing Subs. Represent as Cntrld Subs. (35-48-4-4.5)		-	-	1	4
Disadvantaged: Women-Owned Business (35-43-5-9)		-	-	1	-
Disposal Dead Animal (15-17-11-20)		-	-	-	1
Dissemination of Matter Harmful to Minor (35-49-3-3)		-	-	2	10
Domestic Battery (35-42-2-1.3)		1	42	6	309
Driving While Intoxicated (9-11-2-3)		-	1	1	12
Driving While Suspended (9-24-18-5)		-	-	-	2
Driving While Suspended/Oper Veh HTV (9-30-10-16)		-	26	35	266
Driving While Suspended/Oper Veh HTV (9-30-19-16)		-	-	-	2
Dump Controlled Substance Waste (38-48-4-4.1)		-	-	2	1
FDF3		-	1	-	1
Fail to Stop Accident w/Injury (9-26-1-1)		-	1	-	6
Failure to Appear (35-44-3-6)		-	2	2	10
Failure to Register as a Sex Offender (11-8-8-17)		-	16	3	122
Failure to Return to Lawful Detention (35-44-3-5)		8	37	65	240
Failure to Warn Comm Disease (35-42-1-9)		-	-	-	2
False Information to Government Entity (35-44.1-2-3)		-	-	1	-
Forgery, Counterfeit (35-43-5-2)		-	3	3	13
Fraud (35-43-5-4)		7	5	45	78
Fraudulent Ballot (3-14-2-1)		-	-	-	3
Habitual Offender Substance Abuse (35-50-2-10)		-	1	1	4
Home Improvement Fraud (35-43-6-12)		-	-	-	1
Home Improvement Fraud/Enhanced (35-43-6-13)		-	-	-	4
Identity Deception (35-43-5-3.5)		2	2	15	28
Impersonation of a Public Servant (35-44-2-3)		-	-	-	6
Interfering w/ Law Enforcement Animal (35-46-3-11)		-	-	-	1
Intimidation (35-45-2-1)		1	19	9	191
Invasion of Privacy (35-46-1-15.1)		-	5	3	54

Legend Drug Deception (35-43-10-3)	-	-	1	-
Maintaining a Common Nuisance (35-48-4-13)	8	15	65	141
Manufacture Paraphernalia (35-48-4-8.1)	-	-	-	1
Money Laundering (35-45-15-5)	-	-	-	4
Moving Body from Scene of Death (36-2-14-17)	-	-	1	2
Neglect of a Dependent (35-46-1-4)	1	5	54	54
Non-Support of a Child (35-46-1-5)	-	10	14	64
Non-Support of a Spouse (35-46-1-6)	-	-	-	1
Obstruction of Justice (35-44-3-4)	1	2	8	29
Official Misconduct (35-44-1-2)	-	-	-	2
Operating Vehicle Intox-Prior (9-30-5-3)	20	55	142	500
Operating Vehicle Intoxicated-Contrlld Sub (9-30-5-1)	2	7	10	57
Operating Vehicle Intoxicated-Endanger (9-30-5-2)	10	19	43	171
Operating Vehicle Intoxicated-Serious Injury (9-30-5-4)	1	5	10	31
Perjury (35-44-2-1)	1	-	1	3
Pointing a Firearm (35-47-4-3)	-	5	-	39
Poss. of Marijuana, Hash Oil, or Hashish (35-48-4-11)	7	48	35	387
Possession - Syringe/Needle (16-42-19-18)	7	14	36	74
Possession of Cocaine or Narcotic Drug (35-48-4-6)	4	31	78	290
Possession of Controlled Substance (35-48-4-7)	24	65	203	507
Possession of Controlled Substance Tax (6-7-3-11)	-	-	-	1
Possession of Methamp Subst Tax (6-7-3-11-B)	-	1	1	5
Possession of Methamphetamine (35-48-4-6.1)	15	29	118	256
Possession of Paraphernalia (35-48-4-8.3)	6	3	32	41
Possession of Precursors (35-48-4-14.5)	6	11	42	117
Possession of Presc/Aleg Drug (35-48-3-9)	-	-	1	-
Possession/Use of Legend Drug (16-42-19-13)	2	3	15	31
Prescription Fraud (35-43-5-1)	-	-	2	4
Prostitution (35-45-4-2)	7	-	43	-
Public Indecency (35-45-4-1)	-	-	-	8
Residential Entry (35-43-2-1.5)	1	26	24	187
Resisting Law Enforcement (35-44-3-3)	5	47	42	370
Sale of Legend Drug (16-42-19-11)	-	-	-	4
Sex Offender Residency Restrictions (35-42-4-11)	-	1	-	3
Sex Offender without Identification (11-8-8-15)	-	-	-	3
Sexual Battery (35-42-4-8)	1	9	1	65
Sexual Conduct in Presence of a Minor (35-42-4-5c)	-	-	-	1
Sexual Misconduct (35-44-1-5)	-	-	-	1
Sexual Misconduct with a Minor (35-42-4-9)	-	4	-	22
Stalking (35-45-10-5)	-	2	-	9
Strangulation (35-42-2-9)	-	22	1	139
Synthetic ID Deception (35-43-5-3.8)	-	-	-	5
Theft, Receiving Stolen Property (35-43-4-2)	93	267	740	2353
Unlawful Use of Body Armor (35-47-5-13)	-	-	-	1
Vicarious Sexual Gratification (35-42-4-5)	-	-	-	7
Violation-1935 Firearms (35-47-5-4.1)	-	-	-	3
Voyeurism (35-45-4-5)	-	-	-	15
Welfare Fraud (35-43-5-7)	-	1	1	2
Tota D Felony	253	986	2135	8451

Felony Level	Primary Offense	Secondary Offense	Oct-13		This Calendar	
			SEX		SEX	
			F	M	F	M
Habitual Off	Habitual Offender (35-50-2-8)		1	3	3	19
	Habitual Offender Controlled Substance (35-50-2-10)		-	4	1	23
Habitual Off Total			1	8	4	42

Note: Offense data may not be available for all offenders at the time this table was prepared.
Only new commitments and probation violations are reported on this table.
Parole and Community Transition Program violators are excluded on this table.
Source: SAS - all.citations_mso.pgm
(15.5)

Indiana Department of Correction
Table 12
Number of New Admissions by Most Serious Offense
Committed to the Indiana Department of Correction

October 2013

Felony Level	Primary Offense	Secondary Offense	Oct-13		This Calendar SEX	
			F	M	F	M
Murder (35-42-1-1)	Murder (35-42-1-1)		-	9	3	71
Murder Total			-	9	3	71

Felony Level	Primary Offense	Secondary Offense	Oct-13		This Calendar SEX	
			F	M	F	M
FA	Aiding, Inducing or Causing an Offense (35-41-2-4)	Child Molesting (35-42-4-3)	-	1	-	2
		Dealing Methamphetamine (35-48-4-1.1)	-	-	-	1
		Dealing Sched I, II, or III Cntrld Sub (35-48-4-2)	-	-	-	1
		Murder (35-42-1-1)	-	-	-	2
			-	-	-	-
	Arson (35-43-1-1)		-	-	1	4
	Attempt to Commit a Felony (35-41-5-1)	Burglary (35-43-2-1)	-	1	-	1
		Child Molesting (35-42-4-3)	-	1	-	3
		Dealing Methamphetamine (35-48-4-1.1)	-	-	-	1
		Murder (35-42-1-1)	-	1	2	27
		Robbery (35-42-5-1)	-	-	-	1
		Voluntary Manslaughter (35-42-1-3)	-	-	-	1
	Burglary (35-43-2-1)		-	3	1	24
	Child Molesting (35-42-4-3)		-	7	-	106
	Conspiracy (35-41-5-2)	Dealing Cocaine or Narcotic Drug (35-48-4-1)	-	2	-	5
		Kidnapping (35-42-3-2)	-	-	-	1
		Murder (35-42-1-1)	-	-	2	1
	Criminal Deviate Conduct (35-42-4-2)		-	-	-	6
	Dealing Cocaine or Narcotic Drug (35-48-4-1)		2	14	10	114
	Dealing Methamphetamine (35-48-4-1.1)		-	6	9	50
	Dealing Sched I, II, or III Cntrld Sub (35-48-4-2)		1	1	13	14
	Fail to Stop Accident w/Injury (9-26-1-1)		-	-	1	-
	Kidnapping (35-42-3-2)		-	-	-	3
	Neglect of a Dependent/Death (35-46-1-4)		-	-	3	4
	Possession of Cocaine or Narcotic Drug (35-48-4-6)		-	-	1	5
	Possession of Methamphetamine (35-48-4-6.1)		-	1	-	5
	Rape (35-42-4-1)		-	1	-	6
	Robbery (35-42-5-1)		-	3	2	14
	Voluntary Manslaughter (35-42-1-3)		-	2	-	15
A Felony Total			3	44	45	417

Felony Level	Primary Offense	Secondary Offense	Oct-13		This Calendar SEX	
			F	M	F	M
FB	Accident/Failure to Stop-Serious Inj/Death (9-26-1-8)		-	1	-	3
			2	7	8	50
	Aiding, Inducing or Causing an Offense (35-41-2-4)	Aggravated Battery (35-42-2-1.5)	-	-	-	2
		Battery (35-42-2-1)	-	-	-	1
		Burglary (35-43-2-1)	-	-	3	10
		Child Molesting (35-42-4-3)	-	-	1	-
		Dealing Cocaine or Narcotic Drug (35-48-4-1)	-	-	1	4
		Dealing Methamphetamine (35-48-4-1.1)	-	-	1	4
		Dealing Sched I, II, or III Cntrld Sub (35-48-4-2)	-	-	1	1
		Dealing Sched IV Cntrld Sub (35-48-4-3)	-	-	-	1
		Possession of Cocaine or Narcotic Drug (35-48-4-6)	-	-	-	1
		Rape (35-42-4-1)	-	-	-	1
		Robbery (35-42-5-1)	-	-	-	7
	Arson (35-43-1-1)		-	3	5	31
	Attempt to Commit a Felony (35-41-5-1)	Aggravated Battery (35-42-2-1.5)	-	-	1	2
		Arson (35-43-1-1)	-	-	1	1
		Burglary (35-43-2-1)	-	1	-	4
		Child Molesting (35-42-4-3)	-	1	-	4
		Criminal Deviate Conduct (35-42-4-2)	-	-	-	2
		Dealing Cocaine or Narcotic Drug (35-48-4-1)	-	-	2	-
		Dealing Methamphetamine (35-48-4-1.1)	-	-	-	1
		Dealing Sched I, II, or III Cntrld Sub (35-48-4-2)	-	-	-	1
		Murder (35-42-1-1)	-	-	1	-
		Rape (35-42-4-1)	-	-	-	2
		(16.1)				

	Robbery (35-42-5-1)	-	1	-	16
Battery (35-42-2-1)		-	-	1	9
Burglary (35-43-2-1)		8	57	63	562
Carjacking (35-42-5-2)		-	3	1	19
Child Molesting (35-42-4-3)		-	12	5	95
Conspiracy (35-41-5-2)	Aggravated Battery (35-42-2-1.5)	-	-	-	1
	Burglary (35-43-2-1)	-	-	2	3
	Child Molesting (35-42-4-3)	-	-	-	1
	Dealing Cocaine or Narcotic Drug (35-48-4-1)	-	3	2	14
	Dealing Methamphetamine (35-48-4-1.1)	1	-	7	10
	Dealing Sched I, II, or III Cntrld Sub (35-48-4-2)	-	-	1	1
	Possession of Cocaine or Narcotic Drug (35-48-4-6)	-	-	-	1
	Robbery (35-42-5-1)	-	-	4	16
Criminal Confinement (35-42-3-3)		1	4	2	29
Criminal Deviate Conduct (35-42-4-2)		-	1	1	26
Dealing Cocaine or Narcotic Drug (35-48-4-1)		10	55	74	484
Dealing Methamphetamine (35-48-4-1.1)		19	49	106	360
Dealing Sched I, II, or III Cntrld Sub (35-48-4-2)		9	23	87	209
Dealing Sched IV Cntrld Sub (35-48-4-3)		1	1	5	9
Dealing Sched V Cntrld Sub (35-48-4-4)		-	-	4	4
Escape/Failure to Return (35-44-3-5)		-	-	-	2
Felon in Possession of a Firearm (35-47-4-5)		2	14	4	125
Incest (35-46-1-3)		-	-	-	7
Neglect of a Dependent (35-46-1-4)		-	1	7	20
Operating Vehicle Intoxicated/Death (9-30-5-5)		-	-	5	14
Possession Methamphetamine (35-48-4-6.1)		1	4	13	29
Possession of Cocaine or Narcotic Drug (35-48-4-6)		1	3	5	36
Rape (35-42-4-1)		-	5	-	35
Robbery (35-42-5-1)		2	27	20	280
Security Fraud (23-19-5-1)		-	-	-	1
Sexual Misconduct with a Minor (35-42-4-9)		-	12	3	73
Stalking (35-45-10-5)		-	-	-	2
Vicarious Sexual Gratification (35-42-4-5)		-	-	-	1
Voluntary Manslaughter (35-42-1-3)		1	-	2	6
B Felony Total		58	288	449	2633

Felony Level	Primary Offense	Secondary Offense	Oct-13		This Calendar	
			SEX		SEX	
			F	M	F	M
FC	Aiding, Inducing or Causing an Offense (35-41-2-4)	Auto Theft, Receiving Stolen Parts (35-43-4-2.5)	-	-	-	1
		Burglary (35-43-2-1)	-	1	2	7
		Child Molesting (35-42-4-3)	-	-	-	3
		Escape/Failure to Return (35-44-3-5)	-	-	1	-
		Firearm w/in One Mile of School (35-47-2-1)	-	-	-	1
		Forgery (35-43-5-2)	-	-	1	1
		Fraud on Financial Institution (35-43-5-8)	-	-	-	1
		Possession of Cocaine or Narcotic Drug (35-48-4-6)	-	-	-	1
		Robbery (35-42-5-1)	-	1	-	3
	Arson (35-43-1-1)		-	-	1	1
	Assisting a Criminal (35-44-3-2)		1	-	1	8
	Attempt to Commit a Felony (35-41-5-1)	Battery (35-42-2-1)	-	1	-	5
		Burglary (35-43-2-1)	-	-	-	8
		Child Molesting (35-42-4-3)	-	-	-	1
		Criminal Recklessness (35-42-2-2)	-	-	-	1
		Disarm/Attempt to Disarm an Officer (35-44.1-3-2)	-	-	1	-
		Escape/Failure to Return (35-44-3-5)	-	-	1	1
		Possession of Cocaine or Narcotic Drug (35-48-4-6)	-	-	2	-
		Possession/Use Legend Drug (16-42-19-27)	-	-	-	1
		Robbery (35-42-5-1)	-	3	-	14
		Sexual Misconduct with a Minor (35-42-4-9)	-	-	-	1
	Auto Theft, Receiving Stolen Parts (35-43-4-2.5)		-	3	4	30
	Battery (35-42-2-1)		3	31	36	251
	Battery by Bodily Waste (35-42-2-6)		-	-	-	1
	Bribery (35-44-1-1)		-	-	-	1
	Burglary (35-43-2-1)		4	56	27	474
	Carrying Handgun w/o License (35-47-2-23)		-	10	-	74
	Check Fraud (35-43-5-12)		-	1	-	1
	Child Exploitation (35-42-4-4)		-	-	-	8
	Child Molesting (35-42-4-3)		-	10	-	118
	Child Solicitation (35-42-4-6)		-	-	-	7
	Conspiracy (35-41-5-2)	Burglary (35-43-2-1)	-	1	-	1
		Dealing Marijuana, Hash Oil, or Hashish (35-48-4-10)	-	-	2	1
		Dealing Sched IV Controlled Substance (35-48-4-3)	-	-	1	-
		Dealing/Poss. Look-Alike Subs (35-48-4-4.6)	-	-	-	3
		Forgery (35-43-5-2)	-	1	1	4
		Possession of Controlled Substance (35-48-4-7)	-	-	-	1
		(16.2)				

	Robbery (35-42-5-1)	-	-	4	1
	Controlled Substance Registration (35-48-4-14)	1	-	3	1
	Corrupt Business Influence (35-45-6-2)	-	3	7	23
	Criminal Confinement (35-42-3-3)	-	2	1	37
	Criminal Mischief (35-43-1-2)	-	-	-	1
	Criminal Recklessness (35-42-2-2)	-	2	1	32
	Dangerous Control of a Handgun (35-47-10-6)	-	-	-	2
	Dangerous Possession of a Handgun (35-47-10-5)	-	-	-	1
	Dealing Cocaine or Narcotic Drug (35-48-4-1)	-	-	-	1
	Dealing Marijuana, Hash Oil, or Hashish (35-48-4-10)	-	1	2	19
	Dealing Sched IV Controlled Substance (35-48-4-3)	-	-	11	16
	Dealing/Poss. Look-Alike Subs (35-48-4-4.6)	1	1	5	14
	Disarm/Attempt to Disarm an Officer (35-44.1-3-2)	-	2	-	6
	Escape/Failure to Return (35-44-3-5)	2	5	9	40
	Failure to Register as a Sex Offender (11-8-8-17)	-	8	1	51
	Failure to Stop Accident/Death (9-26-1-8)	-	-	1	2
	Felon in Possession of a Firearm (35-47-4-5)	-	-	-	1
	Firearm w/in One Mile of School (35-47-2-1)	1	11	2	81
	Forgery (35-43-5-2)	18	28	141	249
	Fraud on Financial Institution (35-43-5-8)	-	3	9	19
	Handgun Violation (35-47-2-7)	-	3	-	7
	Home Improvement Fraud (35-43-6-13)	-	-	-	2
	Incest (35-46-1-3)	-	-	-	3
	Insurance Fraud (35-43-5-4.5)	-	-	-	1
	Interference w/ Medical Services (35-42-2-8)	-	-	1	-
	Intimidation (35-45-2-1)	-	5	3	37
	Involuntary Manslaughter (35-42-1-4)	-	-	-	5
	Neglect of a Dependent (35-46-1-4)	2	1	21	14
	Non-Support of Dependent Child (35-46-1-5)	-	8	7	69
	Obliterating Handgun I.D. (35-47-2-18)	-	2	-	13
	Obtain Legend Drug by Fraud/Prior Conv (16-42-19-16)	-	-	1	-
	Operating Vehicle Intoxicated/Death (9-30-5-5)	1	1	2	11
	Operating Vehicle Intoxicated/Injury (9-30-5-4)	-	2	3	9
	Operating Vehicle w/Lifetime Suspension (9-30-10-17)	2	22	18	238
	Operating Vehicle-Habitual Violation (9-30-10-16)	-	-	-	3
	Operating Vehicle-Schedule 1/Death (35-48-2-4)	-	-	-	1
	Possession - Destruct Device (35-47.5-5-2)	-	-	-	1
	Possession - Machine Gun or Bomb (35-47-5-8)	-	-	-	1
	Possession - Syringe/Needle (16-42-19-18)	1	1	1	1
	Possession Methamphetamine (35-48-4-6.1)	1	3	9	28
	Possession of Cocaine or Narcotic Drug (35-48-4-6)	-	7	12	109
	Possession of Controlled Substance (35-48-4-7)	4	8	22	48
	Possession of Precursors (35-48-4-14.5)	1	5	12	18
	Promoting Prostitution (35-45-4-4)	-	1	1	1
	Reckless Homicide (35-42-1-5)	1	1	3	15
	Resisting Law Enforcement (35-44.1-3-1)	-	-	-	3
	Robbery (35-42-5-1)	2	16	12	160
	Security Sale Fraud (23-2-6-3)	-	-	-	1
	Sexual Battery (35-42-4-8)	-	-	-	1
	Sexual Misconduct with a Minor (35-42-4-9)	-	3	3	60
	Stalking (35-45-10-5)	-	2	-	10
	Theft, Receiving Stolen Property (35-43-4-2)	1	-	8	4
	Trafficking with an Inmate (35-44-3-9)	1	2	16	11
	Vicarious Sexual Gratification (35-42-4-5)	-	-	-	1
	Welfare Fraud (35-43-5-7)	3	-	3	-
C Felony Total		51	278	436	2517

Felony Level	Primary Offense	Secondary Offense	Oct-13		This Calendar	
			SEX		SEX	
			F	M	F	M
FD	Accident/Failure to Stop-Serious Inj/Death (9-26-1-8)		-	-	-	2
	Aiding, Inducing or Causing an Offense (35-41-2-4)	Auto Theft, Receiving Stolen Parts (35-43-4-2.5)	-	-	-	1
		Battery (35-42-2-1)	-	-	-	2
		Controlled Substance Registration (35-48-4-14)	-	-	-	1
		Dealing Marijuana, Hash Oil, or Hashish (35-48-4-10)	-	-	-	1
		Operating Vehicle Intox-Prior (9-30-5-3)	-	-	-	1
		Possession of Methamphetamine (35-48-4-6.1)	-	-	-	1
		Residential Entry (35-43-2-1.5)	-	-	-	3
		Theft, Receiving Stolen Property (35-43-4-2)	-	1	1	16
	Arson (35-43-1-1)		-	1	1	7
	Assisting a Criminal (35-44-3-2)		1	-	6	6
	Attempt to Commit a Felony (35-41-5-1)	Auto Theft, Receiving Stolen Parts (35-43-4-2.5)	-	-	-	1
		Controlled Substance Registration (35-48-4-14)	-	1	-	1
		Failure to Register as a Sex Offender (11-8-8-17) (16.3)	-	-	-	1
		Failure to Return to Lawful Detention (35-44-3-5)	-	-	1	-

Fraud (35-43-5-4)	-	-	2	2
Possession/Use of Legend Drug (16-42-19-13)	-	-	-	1
Residential Entry (35-43-2-1.5)	-	1	-	4
Resisting Law Enforcement (35-44-3-3)	-	-	-	1
Theft, Receiving Stolen Property (35-43-4-2)	-	2	2	21
Auto Theft, Receiving Stolen Parts (35-43-4-2.5)	2	12	19	108
Battery (35-42-2-1)	-	11	18	119
Battery by Bodily Waste (35-42-2-6)	-	4	13	28
Battery on Law Enforcement (35-42-2-1)	-	1	-	1
Burglary (35-43-2-1)	-	-	1	1
Cheating at Gambling (4-33-10-2)	-	-	-	2
Check Deception (35-43-5-5)	-	-	-	1
Check Fraud (35-43-5-12)	1	1	7	10
Child Exploitation (35-42-4-4)	-	1	1	6
Child Pornography (35-42-4-4)	-	1	-	2
Child Seduction (35-42-4-7)	-	-	-	3
Child Solicitation (35-42-4-6)	-	1	-	8
Conspiracy (35-41-5-2)	Theft, Receiving Stolen Property (35-43-4-2)			
Controlled Substance Registration (35-48-4-14)	2	-	11	18
Conversion (35-43-4-3)	-	-	3	-
Criminal Confinement (35-42-3-3)	-	3	1	54
Criminal Gang Activity (35-45-9-3)	-	-	-	7
Criminal Mischief (35-43-1-2)	-	-	2	12
Criminal Recklessness (35-42-2-2)	1	11	17	80
Criminal Trespass (35-43-2-2)	-	2	3	25
Cruelty to Animals (35-46-3-12)	-	-	1	4
Cultivation of Marijuana (35-48-4-1)	-	1	-	4
Dealing Counterfeit Substance (35-48-4-5)	-	-	1	-
Dealing Marijuana, Hash Oil, or Hashish (35-48-4-10)	-	5	2	48
Dealing Sched V Controlled Substance (35-48-4-4)	-	-	-	1
Dealing Subs. Represent as Cntrlld Subs. (35-48-4-4.5)	-	-	1	2
Dissemination of Matter Harmful to Minor (35-49-3-3)	-	-	1	6
Domestic Battery (35-42-2-1.3)	1	26	5	223
Driving While Intoxicated (9-11-2-3)	-	1	1	8
Driving While Suspended (9-24-18-5)	-	-	-	1
Driving While Suspended/Oper Veh HTV (9-30-10-16)	-	16	23	153
Driving While Suspended/Oper Veh HTV (9-30-19-16)	-	-	-	1
Dump Controlled Substance Waste (38-48-4-4.1)	-	-	1	-
Fail to Stop Accident w/Injury (9-26-1-1)	-	1	-	4
Failure to Appear (35-44-3-6)	-	-	1	4
Failure to Register as a Sex Offender (11-8-8-17)	-	9	1	75
Failure to Return to Lawful Detention (35-44-3-5)	5	20	29	108
Failure to Warn Comm Disease (35-42-1-9)	-	-	-	1
Forgery, Counterfeit (35-43-5-2)	-	3	3	8
Fraud (35-43-5-4)	3	4	17	38
Fraudulent Ballot (3-14-2-1)	-	-	-	1
Habitual Offender Substance Abuse (35-50-2-10)	-	1	-	2
Home Improvement Fraud/Enhanced (35-43-6-13)	-	-	-	1
Identity Deception (35-43-5-3.5)	2	2	10	15
Impersonation of a Public Servant (35-44-2-3)	-	-	-	5
Intimidation (35-45-2-1)	1	11	7	109
Invasion of Privacy (35-46-1-15.1)	-	3	1	36
Legend Drug Deception (35-43-10-3)	-	-	1	-
Maintaining a Common Nuisance (35-48-4-13)	4	9	32	49
Money Laundering (35-45-15-5)	-	-	-	3
Neglect of a Dependent (35-46-1-4)	-	1	26	13
Non-Support of a Child (35-46-1-5)	-	9	9	55
Non-Support of a Spouse (35-46-1-6)	-	-	-	1
Obstruction of Justice (35-44-3-4)	-	2	1	11
Operating Vehicle Intox-Prior (9-30-5-3)	13	44	108	368
Operating Vehicle Intoxicated-Contrlld Sub (9-30-5-1)	1	6	6	44
Operating Vehicle Intoxicated-Endanger (9-30-5-2)	8	14	33	125
Operating Vehicle Intoxicated-Serious Injury (9-30-5-4)	1	3	8	14
Perjury (35-44-2-1)	-	-	-	3
Pointing a Firearm (35-47-4-3)	-	1	-	13
Poss. of Marijuana, Hash Oil, or Hashish (35-48-4-11)	3	33	21	265
Possession - Syringe/Needle (16-42-19-18)	4	8	20	40
Possession of Cocaine or Narcotic Drug (35-48-4-6)	2	20	54	210
Possession of Controlled Substance (35-48-4-7)	12	36	124	314
Possession of Methamp Subst Tax (6-7-3-11-B)	-	-	-	1
Possession of Methamphetamine (35-48-4-6.1)	11	21	86	158
Possession of Paraphernalia (35-48-4-8.3)	5	2	22	32
Possession of Precursors (35-48-4-14.5)	-	7	20	61
Possession/Use of Legend Drug (16-42-19-13)	1	1	6	16
Prescription Fraud (35-43-5-1)	-	-	2	2
Prostitution (35-45-4-2)	6	-	34	-

D Felony Total	Public Indecency (35-45-4-1)	-	-	-	6	
	Residential Entry (35-43-2-1.5)	-	18	19	125	
	Resisting Law Enforcement (35-44-3-3)	2	17	17	134	
	Sale of Legend Drug (16-42-19-11)	-	-	-	3	
	Sex Offender Residency Restrictions (35-42-4-11)	-	1	-	2	
	Sex Offender without Identification (11-8-8-15)	-	-	-	2	
	Sexual Battery (35-42-4-8)	1	6	1	49	
	Sexual Conduct in Presence of a Minor (35-42-4-5c)	-	-	-	1	
	Sexual Misconduct (35-44-1-5)	-	-	-	1	
	Sexual Misconduct with a Minor (35-42-4-9)	-	2	-	15	
	Stalking (35-45-10-5)	-	2	-	7	
	Strangulation (35-42-2-9)	-	14	1	81	
	Synthetic ID Deception (35-43-5-3.8)	-	-	-	1	
	Theft, Receiving Stolen Property (35-43-4-2)	66	171	489	1359	
	Vicarious Sexual Gratification (35-42-4-5)	-	-	-	2	
	Violation-1935 Firearms (35-47-5-4.1)	-	-	-	1	
	Voyeurism (35-45-4-5)	-	-	-	7	
	Welfare Fraud (35-43-5-7)	-	1	1	1	
D Felony Total		159	608	1356	5015	
Felony Level	Primary Offense	Secondary Offense	Oct-13		This Calendar	
			SEX		SEX	
Habitual Off	Habitual Offender Controlled Substance (35-50-2-10)		F	M	F	M
Habitual Off Total			-	1	-	1
			Oct-13		This Calendar	
			SEX		SEX	
			F	M	F	M
Grand Total			271	1228	2289	10654

Note: Offense data may not be available for all offenders at the time this table was prepared.

Only new commitments and probation violations are reported on this table.

Parole and Community Transition Program violators are excluded on this table.

Source: SAS - all.citations_mso.pgm

(16.5)

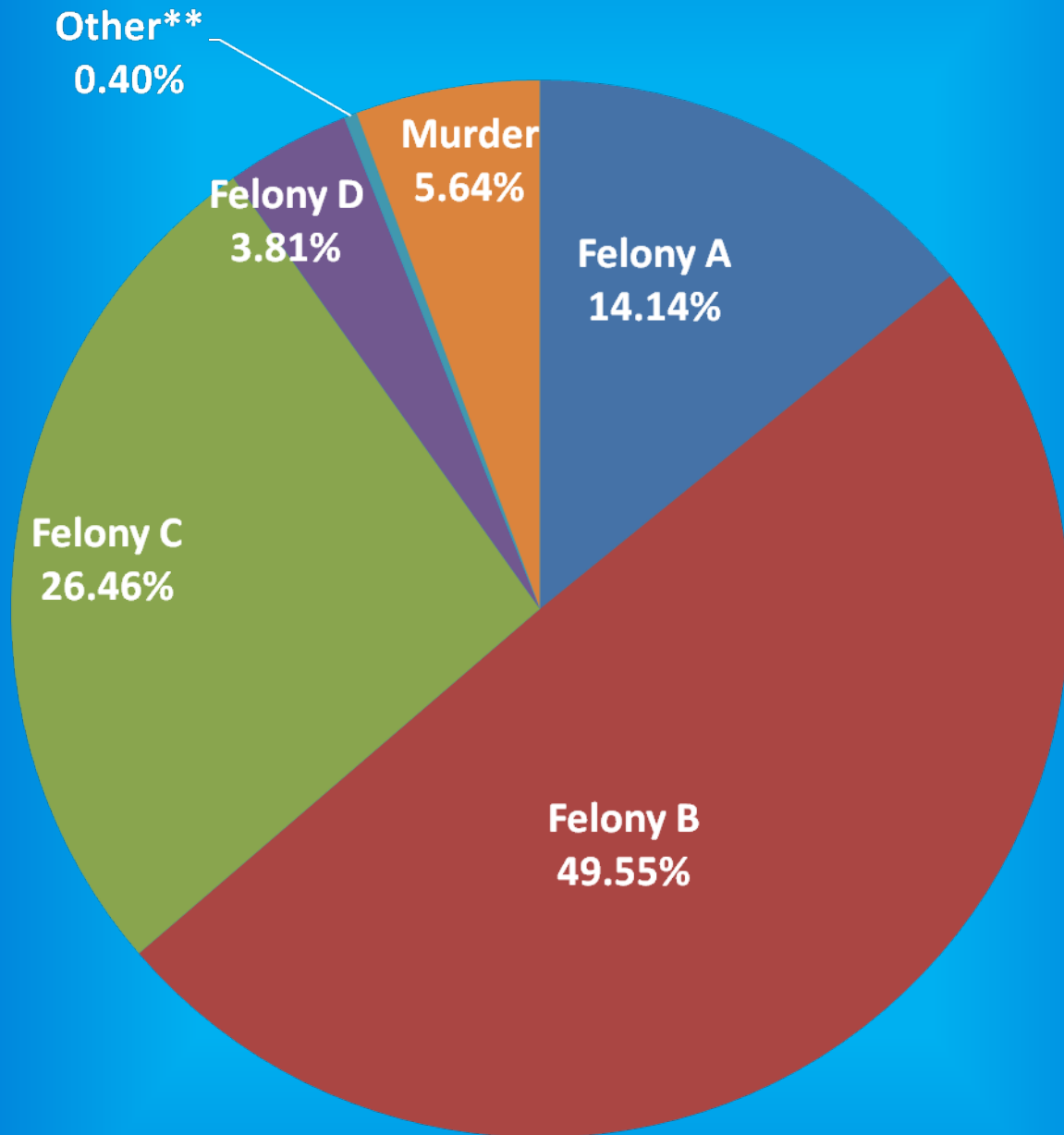
Indiana Department of Correction

Graph A

Female Population by Most Serious Offense Felony Level*

November 1, 2013

N = 2,705



• Includes Offenders Held in County Jails and Contracted Beds

** Other includes Safekeepers, Predispositions, Habitual Offenders, Misdemeanants, and Unknowns

Indiana Department of Correction

Graph B

Average Daily Adult Female Offender Populations

Calendar Year 2013



Includes County Jail/Contract Beds

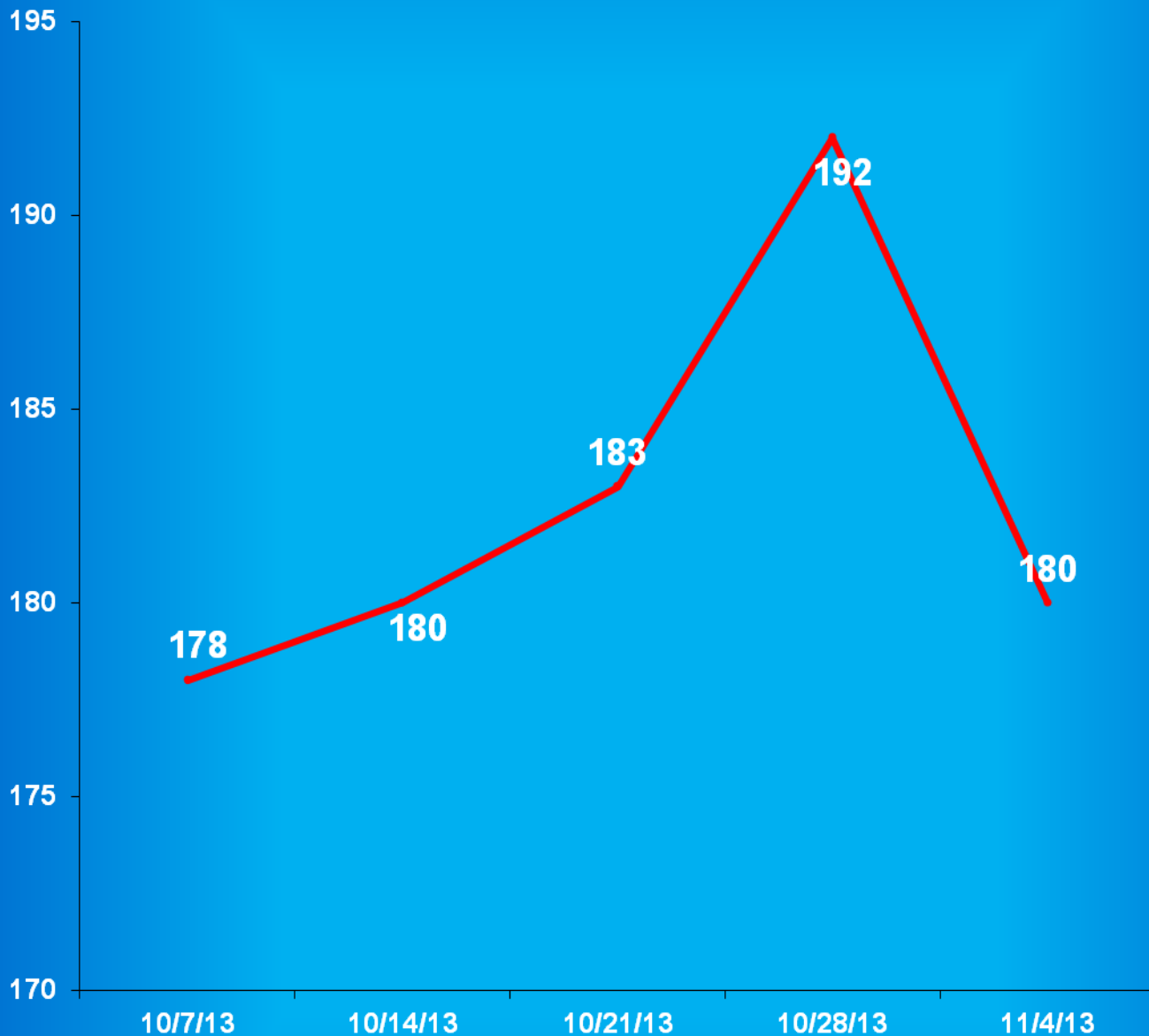
Excludes County Jail/Contract Beds

Indiana Department of Correction

Graph C

Adult Females Held in County Jails

October 2013



- Offenders held in county jails are newly sentenced offenders with completed court documents who are awaiting transfer to a DOC facility.

- Jail counts are a dynamic number that are affected by a variety of factors, including; sentencing trends, available DOC beds, and intake process completion.

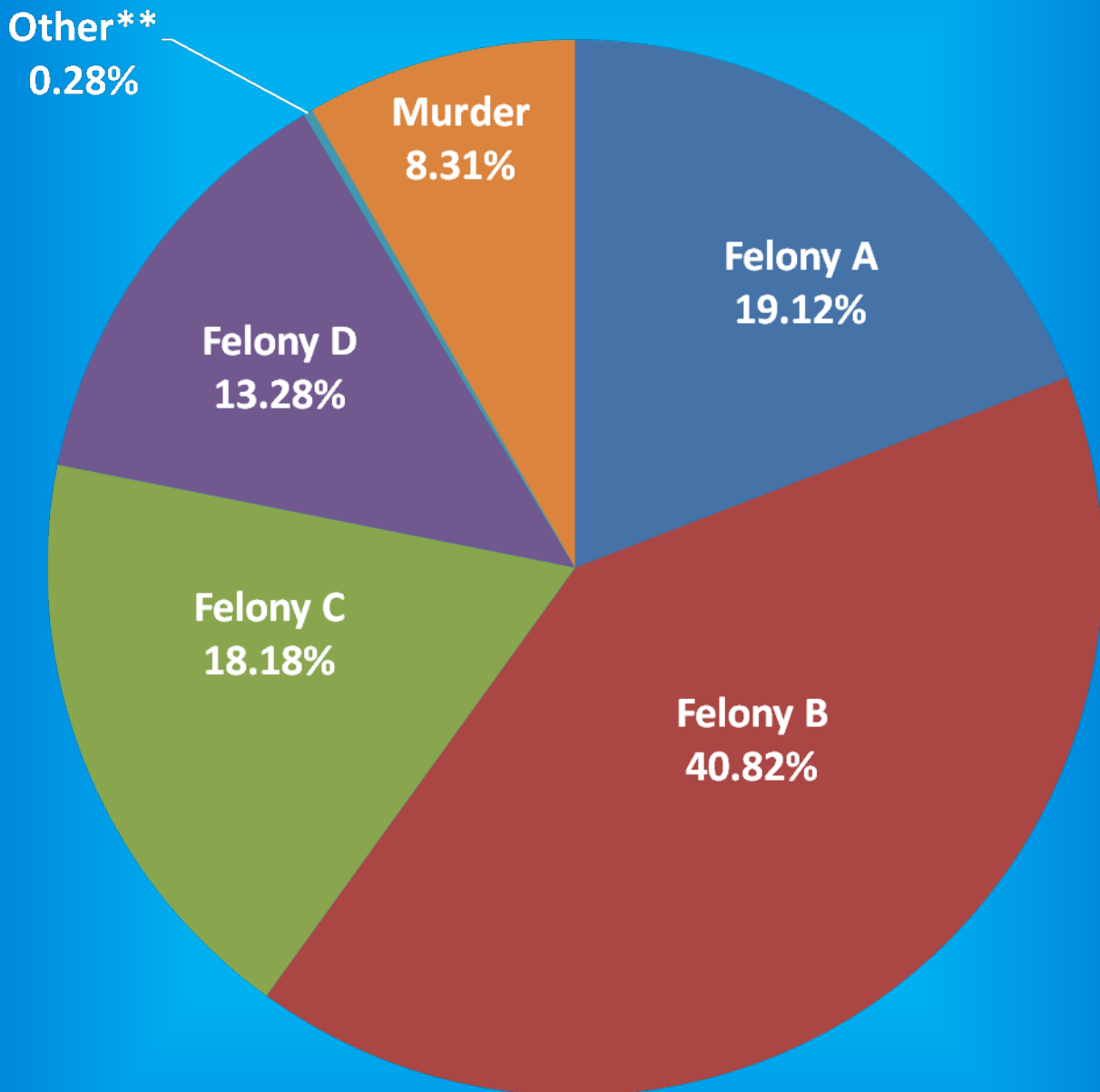
Indiana Department of Correction

Graph D

Male Population by Most Serious Offense Felony Level*

November 1, 2013

N = 26,614



• Includes Offenders Held in County Jails and Contracted Beds

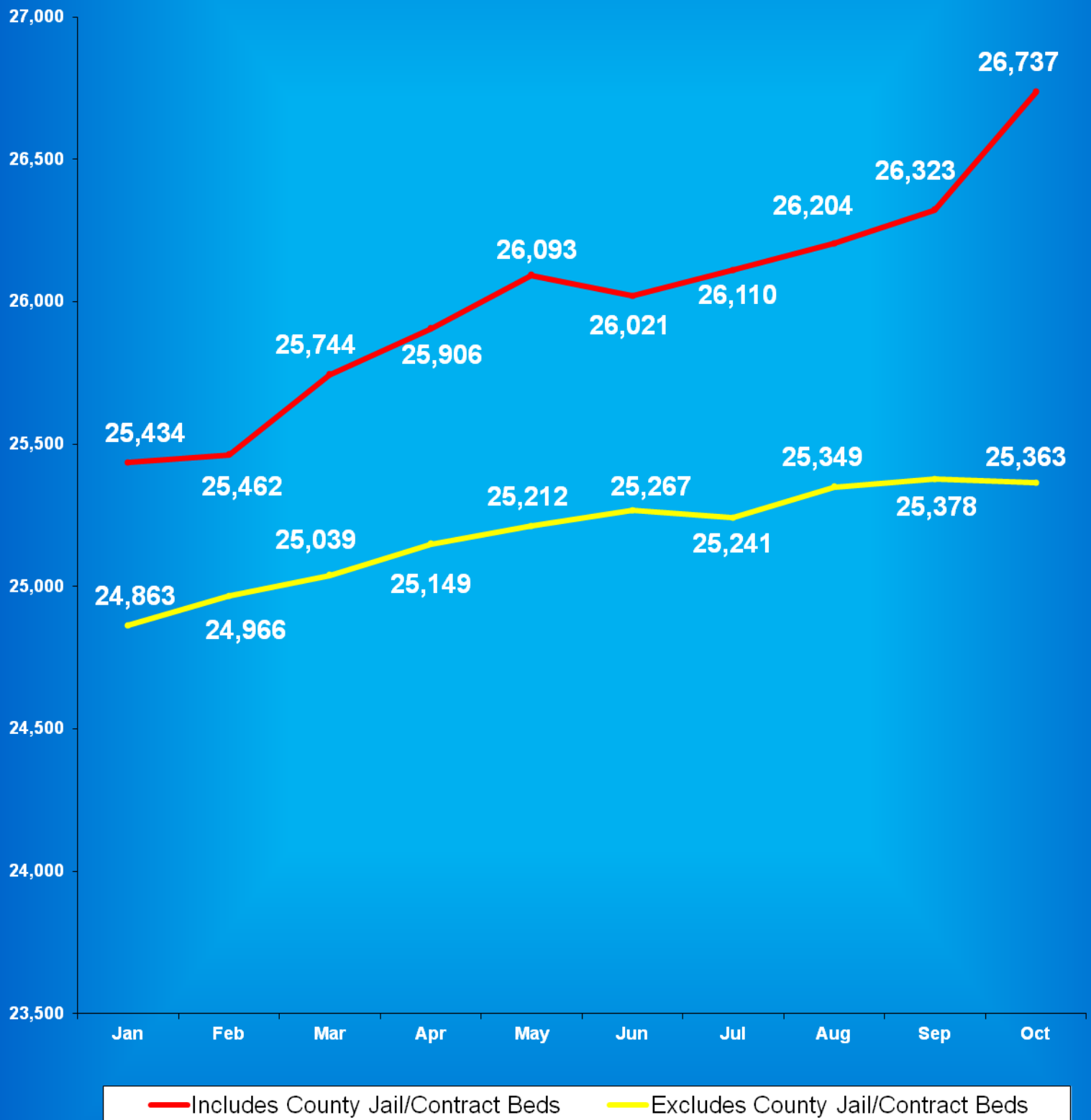
** Other includes Safekeepers, Predispositions, Habitual Offenders, Misdemeanants, and Unknowns

Indiana Department of Correction

Graph E

Average Daily Adult Male Offender Populations

Calendar Year 2013

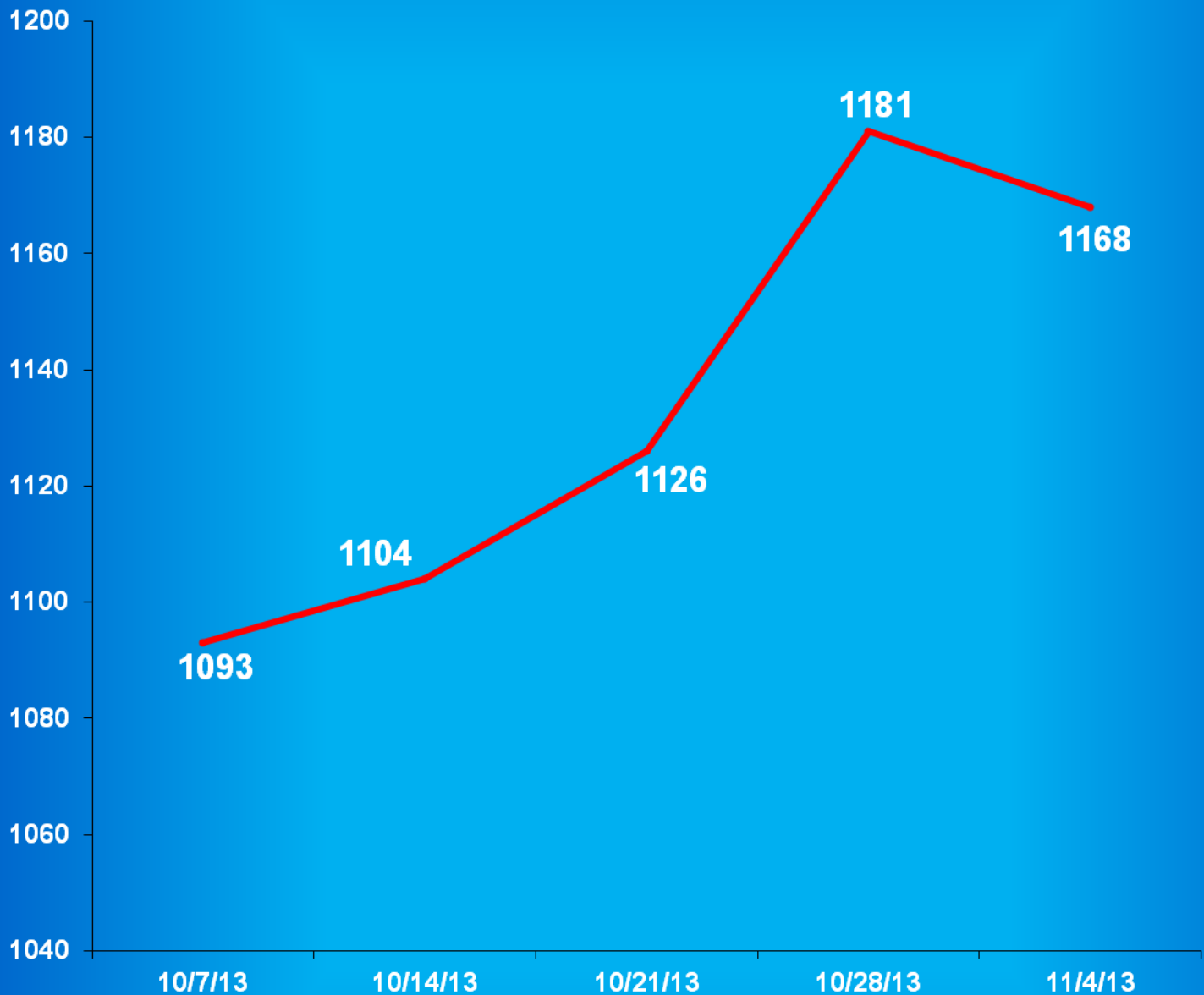


Indiana Department of Correction

Graph F

Adult Males Held in County Jails

October 2013



- Offenders held in county jails are newly sentenced offenders with completed court documents who are awaiting transfer to a DOC facility.

- Jail counts are a dynamic number that are affected by a variety of factors, including; sentencing trends, available DOC beds, and intake process completion.



Juvenile Offender Statistics



Indiana Department Of Correction
Table 13
Monthly Facility Admissions and Releases
Juvenile Offenders
October 2013

Admissions of All Juvenile Males

New Commitment	Re- Commitment	Parolee Technical Return	Return From Escape	Diagnostics/ Walk-Thrus
54	20	0	0	6

Releases of All Juvenile Males

Discharge	Parole	Escape	Diagnostics/ Walk-Thrus
53	9	0	6

Admissions of All Juvenile Females

New Commitment	Re- Commitment	Parolee Technical Return	Return From Escape	Diagnostics/ Walk-Thrus
3	7	0	0	2

Releases of All Juvenile Females

Discharge	Parole	Escape	Diagnostics/ Walk-Thrus
10	5	0	3

Sources:

SAS - mnthadm4_pgm_tbl13.pgm

SAS - mnthext4_pgm_tbl13.pgm

Indiana Department of Correction

Table 14

New Admissions by County of Commitment - Juveniles

October 2013

County	Admission Type			County	Admission Type		
	New Commits	Re Commits	Total		New Commits	Re Commits	Total
Adams	0	0	0	Madison	1	0	1
Allen	5	2	7	Marion	1	1	2
Bartholomew	0	0	0	Marshall	0	2	2
Benton	0	0	0	Martin	0	0	0
Blackford	1	0	1	Miami	0	0	0
Boone	0	0	0	Monroe	0	0	0
Brown	0	0	0	Montgomery	0	0	0
Carroll	0	0	0	Morgan	0	0	0
Cass	0	0	0	Newton	0	0	0
Clark	0	0	0	Noble	4	0	4
Clay	0	0	0	Ohio	0	0	0
Clinton	2	1	3	Orange	0	0	0
Crawford	0	0	0	Owen	1	0	1
Daviess	0	0	0	Parke	0	0	0
Dearborn	3	0	3	Perry	1	1	2
Decatur	1	1	2	Pike	0	0	0
DeKalb	0	0	0	Porter	1	0	1
Delaware	1	2	3	Posey	0	0	0
Dubois	0	1	1	Pulaski	0	0	0
Elkhart	3	1	4	Putnam	1	0	1
Fayette	0	0	0	Randolph	0	0	0
Floyd	0	0	0	Ripley	0	0	0
Fountain	0	0	0	Rush	0	0	0
Franklin	0	0	0	St. Joseph	2	3	5
Fulton	0	0	0	Scott	0	0	0
Gibson	0	1	1	Shelby	0	1	1
Grant	0	0	0	Spencer	0	0	0
Greene	1	0	1	Starke	0	0	0
Hamilton	1	0	1	Steuben	0	0	0
Hancock	0	0	0	Sullivan	0	0	0
Harrison	0	0	0	Switzerland	0	0	0
Hendricks	4	0	4	Tippecanoe	0	2	2
Henry	0	0	0	Tipton	0	0	0
Howard	2	0	2	Union	0	0	0
Huntington	1	0	1	Vanderburgh	1	2	3
Jackson	0	0	0	Vermillion	0	0	0
Jasper	0	0	0	Vigo	0	0	0
Jay	0	0	0	Wabash	0	0	0
Jefferson	0	0	0	Warren	1	0	1
Jennings	0	0	0	Warrick	0	0	0
Johnson	1	0	1	Washington	0	0	0
Knox	0	0	0	Wayne	1	0	1
Kosciusko	2	1	3	Wells	4	0	4
LaGrange	0	0	0	White	0	0	0
Lake	7	4	11	Whitley	0	0	0
LaPorte	2	1	3	Unknown	0	0	0
Lawrence	1	0	1	Total	57	27	84

This data is based on most serious offense and excludes parole violations.

Source: Mnthadm4_pgm_tbl14.pgm

Indiana Department of Correction

Table 15

Monthly Releases by County of Commitment - Juveniles

October 2013

Release Type				Release Type			
County	Discharge	Parole	total	County	Discharge	Parole	Total
Adams	2	0	2	Madison	0	0	0
Allen	3	0	3	Marion	6	1	7
Bartholomew	0	0	0	Marshall	0	0	0
Benton	0	0	0	Martin	0	0	0
Blackford	0	0	0	Miami	0	0	0
Boone	0	0	0	Monroe	1	0	1
Brown	0	0	0	Montgomery	0	0	0
Carroll	0	0	1	Morgan	0	0	0
Cass	1	0	1	Newton	0	0	0
Clark	0	0	0	Noble	0	0	0
Clay	0	0	0	Ohio	0	0	0
Clinton	1	0	1	Orange	0	0	0
Crawford	0	0	0	Owen	0	0	2
Daviess	0	0	1	Parke	0	0	0
Dearborn	0	0	0	Perry	0	0	0
Decatur	0	0	0	Pike	0	0	0
DeKalb	0	0	0	Porter	0	0	0
Delaware	3	0	3	Posey	0	0	0
Dubois	0	0	0	Pulaski	0	0	0
Elkhart	3	2	6	Putnam	0	0	0
Fayette	0	0	0	Randolph	0	0	0
Floyd	0	1	1	Ripley	0	0	0
Fountain	0	0	0	Rush	0	0	0
Franklin	0	0	0	St. Joseph	9	0	9
Fulton	0	0	0	Scott	0	0	0
Gibson	0	0	0	Shelby	1	0	1
Grant	0	0	0	Spencer	0	0	0
Greene	0	0	0	Starke	0	0	0
Hamilton	0	3	4	Steuben	0	1	1
Hancock	0	0	0	Sullivan	1	0	1
Harrison	0	1	1	Switzerland	0	0	0
Hendricks	2	0	2	Tippecanoe	2	0	3
Henry	0	0	0	Tipton	0	0	0
Howard	1	0	1	Union	0	0	0
Huntington	2	0	2	Vanderburgh	3	1	4
Jackson	0	0	0	Vermillion	0	0	1
Jasper	0	0	0	Vigo	0	0	0
Jay	2	0	3	Wabash	3	0	3
Jefferson	0	0	0	Warren	0	0	0
Jennings	0	0	0	Warrick	1	0	1
Johnson	1	0	1	Washington	0	1	1
Knox	0	0	0	Wayne	1	0	1
Kosciusko	2	1	3	Wells	0	0	0
LaGrange	0	0	0	White	0	0	0
Lake	9	1	10	Whitley	0	0	0
LaPorte	2	0	2	Unknown	<u>1</u>	<u>0</u>	<u>1</u>
Lawrence	0	1	1	Total	63	14	86

Some discharges may be releases to County Probation - data is unable to be separated.

Diagnostics and Escapes are excluded.

Source: Mnthext4_pgm_tbl15.pgm

Indiana Department of Correction
Table 16
Total Number of Committing Offenses for Juveniles
Committed to the Indiana Department of Correction

October 2013

OFFENSE (Citation Code)	THE NUMBER OF OFFENSES			
	This Month		This Calendar Year	
LEVEL I	Female	Male	Female	Male
Aggravated Battery (35-42-2-1.5)	0	0	0	1
Arson (35-43-1-1)	0	0	1	4
Battery (35-42-2-1)	0	2	6	24
Battery by Bodily Waste (35-42-2-6)	0	1	1	3
Burglary (35-43-2-1)	0	0	0	0
Carjacking (35-42-5-2)	0	0	0	2
Carrying Handgun w/o License (35-47-2-1)	0	3	0	23
Changing, Altering, Removing, Obliterating ID of Handgun (35-47-2-18)	0	0	0	1
Child Exploitation (35-42-4-4)	0	0	0	0
Child in Possession of Handgun (35-47-10-5)	0	1	0	14
Child Molesting (35-42-4-3)	0	5	0	29
Child Seduction (35-42-4-7)	0	0	0	0
Child Selling (35-46-1-4)	0	0	0	0
Child Solicitation (35-42-4-6)	0	0	0	0
Consumer Product Tampering (35-45-8-3)	0	0	0	0
Criminal Confinement (35-42-3-3)	0	0	1	0
Criminal Gang Intimidation (35-45-9-4)	0	0	0	0
Criminal Deviate Conduct (35-42-4-2)	0	0	0	2
Criminal Recklessness (35-42-2-2)	1	0	2	7
Dealing in a Sawed-Off Shotgun (35-47-5-4.1)	0	0	0	0
Distribution of a Destructive Device (IC 35-47.5-5-5)	0	0	0	0
Domestic Battery (35-42-2-1.3)	0	0	0	0
Driving While Intoxicated Resulting in Death (9-30-5-5)	0	0	0	0
False, Altering Handgun License (35-47-2-22)	0	1	0	1
False Application for Handgun (35-47-2-8)	0	0	0	0
Feticide (35-42-1-6)	0	0	0	0
Handgun, False ID (35-47-2-17)	0	0	0	0
Incest (35-46-1-3)	0	0	0	0
Interference with Custody (35-42-3-4)	0	0	0	0
Intimidation (35-45-2-1)	0	0	0	4
Involuntary Manslaughter (35-42-1-4)	0	0	0	0
Kidnapping (35-42-3-2)	0	0	0	0
Murder (35-42-1-1)	0	0	0	0
Neglect of a Dependent (35-46-1-4)	0	0	1	0
Operation of a Machine Gun/Hurling a Bomb (35-47-5-9)	0	0	0	0
Overpass Mischief (35-42-2-5)	0	0	0	0
Pointing a Firearm (35-47-4-3)	0	0	0	1
Possession of Firearm on School Property (35-47-9-2)	0	0	0	0
Possession of a Machine Gun or Bomb (35-47-5-9)	0	0	0	0
Rape (35-42-4-1)	0	0	0	1
Reckless Homicide (35-42-1-5)	0	0	0	1
Resisting Law Enforcement (35-44-3-3)	1	0	1	0
Robbery (35-42-5-1)	0	1	1	34

LEVEL I (Cont.)

	THE NUMBER OF OFFENSES			
	This Month		This Calendar Year	
	Female	Male	Female	Male
Sell, Manufacture, Possess, Purchase Explosive (35-47-5-1)	0	0	0	0
Sell, Transfer, HIV Blood (35-42-1-7)	0	0	0	0
Selling, Transferring, Giving Handgun to Under 18 (35-47-2-7)	0	0	0	0
Sexual Battery (35-42-4-8)	0	0	0	6
Sexual Misconduct (35-44-1-5)	0	0	0	0
Sexual Misconduct with a Minor (35-42-4-9)	0	0	0	0
Stalking (35-45-10-5)	0	0	0	0
Strangulation (35-42-2-9)	0	0	0	0
Unlawful Delivery of Confiscated Firearm (35-47-3-4)	0	0	0	0
Unlawful Use of Body Armor (35-47-5-13)	0	0	0	0
Unlawful Use of Stun Gun (35-47-8-5)	0	0	0	0
Vicarious Sexual Gratification (35-42-4-5)	0	0	0	0
Voluntary Manslaughter (35-42-1-3)	0	0	0	0
Sub-Total	2	14	14	158

LEVEL II

Assisting a Criminal (35-44-3-2)	0	0	0	1
Chinese Throwing Star (35-47-5-12)	0	0	0	0
Criminal Gang Activity (35-45-9-3)	0	0	0	2
Criminal Recklessness (35-42-2-2)	0	0	1	0
Dealing Anabolic Steroid (16-42-19-27)	0	0	0	0
Dealing in a Schedule I, II, or III Controlled Substance (35-48-4-2)	1	1	3	6
Dealing in a Schedule IV Controlled Substance (35-48-4-3)	0	0	0	0
Dealing in a Schedule V Controlled Substance (35-48-4-4)	0	0	0	0
Dealing in a Substance Represented to be a Controlled Substance (35-48-4-4.5)	0	0	0	2
Dealing in Cocaine or Narcotic Drug (35-48-4-1)	0	0	0	0
Dealing in Marijuana, Hash Oil, or Hashish (35-48-4-10)	0	0	1	0
Dealing Methamphetamine (35-48-4-1.1)	0	0	1	3
Delivery of Weapon to Intoxicated Person (35-47-4-1)	0	0	0	0
Escape/Failure to Return to Lawful Detention (35-44-3-5)	1	1	8	6
Interference with Custody (35-42-3-4)	0	0	0	0
Intimidation (35-45-2-1)	0	2	2	30
Knife with Automatic Blade (35-47-5-2)	0	0	0	2
Loan Sharking (35-45-7-2)	0	0	0	0
Maintaining a Common Nuisance (35-48-4-13)	0	0	1	0
Manufacture, Distribution, Possession of a Substance Represented to be a Controlled Substance (35-48-4-4.6)	0	0	0	0
Neglect of a Dependent (35-46-1-4)	0	0	0	0
Possession of a Controlled Substance (35-48-4-7)	1	8	4	31
Possession of a Knife on School Property (35-47-5-2.5)	0	1	0	7
Poss precursors w/intent to manufacture etc. (35-48-4-14.5)	0	0	0	0
Promoting Prostitution (35-45-4-4)	0	0	0	0
Purchase, Possession or Sale of Stun Gun (35-47-8-5)	0	0	0	0
Resisting Law Enforcement (35-44-3-3)	0	0	3	8
Rioting with a Deadly Weapon (35-45-1-2)	0	0	0	0
Sale, Possession, Use of Legend Drug (16-42-19-27)	0	0	0	0
Sexual Misconduct with a Minor (35-42-4-9)	0	0	0	0
Stalking (35-45-10-5)	0	0	0	0
Trafficking with an Inmate (35-44-3-9)	0	0	0	0
Use of Stun Gun in Commission of a Crime (35-47-8-5)	0	0	0	0
Sub-Total	3	13	24	98

LEVEL III	THE NUMBER OF OFFENSES			
	This Month		This Calendar Year	
	Female	Male	Female	Male
Accident/Failure to Stop (9-26-1-8)	0	0	0	0
Accident, Property Damage with Injury (9-26-1-8)	0	0	0	1
Altering or Damaging Computer (35-43-1-4)	0	0	0	0
Auto Theft, Receiving Stolen Parts (35-43-4-2.5)	0	6	7	37
Battery (35-42-2-1)	4	23	41	109
Bribery (35-44-1-1)	0	0	0	0
Burglary (35-43-2-1)	0	12	5	87
Check Deception (35-43-5-5)	0	0	0	0
Check Fraud (35-43-5-12)	0	0	0	0
Child Exploitation (35-42-4-4)	0	0	0	0
Controlled Substance Registration (35-48-4-14)	0	0	0	0
Conversion (35-43-4-3)	0	1	7	22
Criminal Mischief (35-43-1-2)	0	15	11	70
Criminal Recklessness (35-42-2-2)	0	2	0	4
Criminal Trespass (35-43-2-2)	0	5	3	39
Dealing in Altered Property (35-43-4-2.3)	0	0	0	0
Dealing in Marijuana, Hash Oil, or Hashish (35-48-4-10)	0	0	0	0
Dealing in Paraphernalia (35-48-4-8.5)	0	0	0	0
Distribution of Material Harmful to Minor (35-49-3-3)	0	0	0	0
Escape/Failure to Return to Lawful Detention (35-44-3-5)	0	2	3	28
Failure to Appear (35-44-3-6)	0	0	0	0
False Reporting (35-44-2-2)	0	0	0	1
Forgery (35-43-5-2)	0	0	0	2
Fraud (35-43-5-4)	0	0	1	3
Fraud on Financial Institution (35-45-5-8)	0	0	0	0
Home Improvement Fraud (35-43-6-13)	0	0	0	0
Identity Deception (35-43-5-3.5)	0	0	0	0
Interference with Custody (35-42-3-4)	0	0	0	0
Interference with Reporting Crime (35-42-2-5)	0	0	0	1
Invasion of Privacy (35-46-1-15.1)	0	0	0	2
Manufacture of Paraphernalia (35-48-4-8.1)	0	0	0	0
Nonsupport of Child (35-46-1-5)	0	0	0	0
Nonsupport of Spouse (35-46-1-6)	0	0	0	0
Obscene Performance (35-49-3-1)	0	0	0	0
Obstructing Fireman (35-44-3-8)	0	0	0	0
Obstructing Traffic (35-42-2-4)	0	0	0	0
Obstruction of Justice (35-44-3-4)	0	0	0	0
Operating Vehicle After Lifetime Forfeiture (9-30-10-17)	0	0	0	0
Operating Vehicle While Intoxicated (9-30-5-4)	0	0	1	0
Operating Vehicle While Intoxicated with Prior (9-30-5-3)	0	0	0	0

LEVEL III (Cont.)**THE NUMBER OF OFFENSES**

	This Month		This Calendar Year	
	Female	Male	Female	Male
Patronizing a Prostitute (35-45-4-3)	0	0	0	0
Perjury (35-44-2-1)	0	0	0	0
Possession of Cocaine or Narcotic Drug (35-48-4-6)	0	0	0	1
Possession/Use of Legend Drug (16-42-19-13)	0	1	1	2
Possession of Marijuana, Hash Oil, or Hashish (35-48-4-11)	0	2	0	4
Possession of Methamphetamines (35-48-4-6.1)	0	0	2	2
Possession of Paraphernalia (35-48-4-8.3)	0	1	0	4
Possession of a Syringe (16-42-19-18)	0	1	0	3
Professional Gambling (35-45-5-3)	0	0	0	0
Profiting from Adoption (35-46-1-9)	0	0	0	0
Promoting Professional Gambling (35-45-5-4)	0	0	0	0
Promoting Prostitution (35-45-4-4)	0	0	0	0
Prostitution (35-45-4-2)	0	0	0	0
Public Indecency (35-45-4-1)	0	0	0	0
Public Nudity (35-45-4-1.5)	0	0	0	0
Receiving Stolen Auto Parts (35-43-4-2.5)	0	2	0	7
Receiving Stolen Property (35-43-4-2)	0	6	5	32
Residential Entry (35-43-2-1.5)	0	5	1	18
Resisting Law Enforcement (35-44-3-3)	1	9	17	71
Rioting (35-45-1-2)	0	0	0	0
Sale, Possession, Use of Legend Drug (16-42-19-27)	0	0	0	0
Selling, Distributing, Exhibiting Obscene Material (35-49-3-1)	0	0	0	0
Stalking (35-45-10-5)	0	0	0	0
Theft (35-43-4-2)	0	15	32	147
Torture or Mutilation of Animal (35-46-3-12)	0	0	0	0
Trafficking with an Inmate (35-44-3-9)	0	0	0	0
Unauthorized Possession of Prescription Form (35-48-4-14)	0	0	0	0
Voyeurism (35-45-4-5)	0	0	0	1
Welfare Fraud (35-43-5-7)	0	0	0	0
Sub-Total	5	108	137	698

LEVEL IV

Absence From Home Detention (35-38-2.5-10)	0	2	1	4
Accident/Failure to Stop (9-26-1-8)	0	0	1	3
Animal Cruelty (35-46-3-12)	0	0	0	0
Assisting a Criminal (35-44-3-2)	0	0	0	0
Check Deception (35-43-5-5)	0	0	0	0
Common Nuisance (35-48-4-13)	0	0	0	5
Computer Trespassing (35-43-2-3)	0	0	0	0
Counterfeiting a Driver's License (9-24-18-7)	0	0	0	0
Counterfeiting Auto Registration (9-18-2-42)	0	0	0	0
Curfew Violation (31-37-2-5)	0	2	1	7
Deception (35-43-5-3)	0	0	0	0
Deer w/ Illegal Device (14-22-6-1)	0	0	0	2
Deer Outside Hours (14-22-6-1)	0	0	0	1
Disorderly Conduct (35-45-1-3)	0	12	13	49
Dissemination of Material Harmful to Minor (35-49-3-3)	0	0	0	0
Driving While Intoxicated (9-11-2-3)	0	1	0	4
Driving with Suspended License (9-24-19-2)	0	0	0	0
Exploitation of Dependent/Endangered Adult (35-46-1-12)	0	0	0	0
Failure to Appear (35-44-3-6)	0	0	0	0
Failure to Disclose Recruitment (35-46-4-4)	0	0	0	0
Failure to Respond to Summons (35-44-3-6.5)	0	0	0	0
False Auto Registration (9-18-2-44)	0	0	0	0
False Informing (35-44-2-2)	0	0	4	9
Flag Desecration (35-45-1-4)	0	0	0	0

LEVEL IV (Cont.)**THE NUMBER OF OFFENSES**

	This Month		This Calendar Year	
	Female	Male	Female	Male
Glue Sniffing (35-46-6-2)	0	0	0	0
Habitual Disobedience of Parent, Guardian, or Custodian (Incorrigible) (31-37-2-4)	0	2	3	7
Harassment (35-45-2-2)	0	0	0	1
Home Improvement Fraud (35-43-6-12)	0	0	0	0
Illegal Consumption of Alcohol (7.1-5-7-7)	0	5	4	25
Illegal Possession of Alcohol (7.1-5-7-7)	0	0	0	8
Impairment of ID Number (35-43-7-4)	0	0	0	0
Interference with Custody (35-42-3-4)	0	0	0	1
Interfering with Law Enforcement Animal (35-46-3-11)	0	0	0	0
Invasion of Privacy (35-46-1-15.1)	0	0	0	1
Leaving Home w/o Permission of Parent, Guardian or Custodian (Runaway) (31-37-2-2)	1	7	14	32
Nitrous Oxide Distribution (35-46-6-3)	0	0	0	0
Obscene Performance (35-49-3-1)	0	0	0	0
Obstructing Medical Emergency (35-44-3-8.5)	0	0	0	0
Obstructing Traffic (35-42-2-4)	0	0	0	0
Official Misconduct (35-44.1-1-1)	0	0	1	0
Operating Vehicle While Intoxicated (9-30-5-2)	0	0	0	0
Operating Vehicle While Intoxicated/Cntrld Sub (9-30-5-1)	0	0	0	0
Operating Vehicle w/o License (9-24-18-1)	0	1	4	15
Operating Vehicle w/o Proof of Financial (9-25-8-2)	0	0	0	0
Operating Vehicle w/o Registration/Plates (9-18-2-43)	0	0	1	0
Possession of Marijuana, Hash Oil, or Hashish (35-48-4-11)	0	8	5	56
Possession of Paraphernalia (35-48-4-8.3)	0	5	6	28
Possession of Substance Represented to be a Controlled Substance (35-48-4-4.6)	0	0	0	0
Possession, Purchase, Accepting Tobacco (35-46-1-10.5)	0	0	3	0
Probation Violation	3	68	27	388
Public Intoxication (7.1-5-1-3)	0	2	1	6
Receiving Unidentified Property (35-43-7-5)	0	0	0	0
Reckless Driving (9-21-8-52)	0	0	0	1
Refusal to Aid Officer (35-44-3-7)	0	0	0	0
Refusal to Identify Self (34-28-5-3.5)	0	0	0	0
Selling, Distributing, Exhibiting Obscene Material (35-49-3-1)	0	0	0	0
Taking Deer/Turkey (14-22-6-1)	0	0	0	1
Tattooing a Minor (35-42-2-7)	0	0	0	0
Torture, Kill, Mutilate an Animal (35-46-3-12)	0	0	0	0
Unauthorized Possession of Prescription (35-48-4-14)	0	0	0	0
Unlawful Entry of Motor Vehicle (35-43-4-2.7)	0	0	1	11
Unlawful Gambling (35-45-5-2)	0	0	0	0
Unlawful Use of Railroad Right of Way (8-3-15-3)	0	0	0	0
Vending Machine Vandalism (35-43-4-7)	0	0	0	0
Violation of Compulsory School Attendance Law (Truancy) (31-37-2-3)	2	3	11	16
Violation Home Detention	0	0	1	1
Violation Suspended Commitment to DOC	0	2	3	21
Voyeurism (35-45-4-5)	0	0	0	0
Welfare Fraud (35-45-5-7)	0	0	0	0
Sub-Total	6	120	105	703
GRAND TOTAL NUMBER OF OFFENSES	16	255	280	1,657

Source: SAS - mnthadm4_by_offense.pgm

Indiana Department of Correction
Table 17
Number of Juvenile Offenders by Most Serious Offense
Committed to the Indiana Department of Correction

October 2013

MOST SERIOUS OFFENSE (Citation Code)	THE NUMBER OF JUVENILES			
	This Month		This Calendar Year	
LEVEL I	Female	Male	Female	Male
Aggravated Battery (35-42-2-1.5)	0	0	0	1
Arson (35-43-1-1)	0	0	1	4
Battery (35-42-2-1)	0	2	5	21
Battery by Bodily Waste (35-42-2-6)	0	1	1	3
Burglary (35-43-2-1)	0	0	0	0
Carjacking (35-42-5-2)	0	0	0	1
Carrying Handgun w/o License (35-47-2-1)	0	3	0	16
Changing, Altering, Removing, Obliterating ID of Handgun (35-47-2-18)	0	0	0	0
Child Exploitation (35-42-4-4)	0	0	0	1
Child in Possession of Handgun (35-47-10-5)	0	1	0	9
Child Molesting (35-42-4-3)	0	4	0	24
Child Seduction (35-42-4-7)	0	0	0	0
Child Selling (35-46-1-4)	0	0	0	0
Child Solicitation (35-42-4-6)	0	0	0	0
Consumer Product Tampering (35-45-8-3)	0	0	0	0
Criminal Confinement (35-42-3-3)	0	0	1	0
Criminal Gang Intimidation (35-45-9-4)	0	0	0	0
Criminal Deviate Conduct (35-42-4-2)	0	0	0	1
Criminal Recklessness (35-42-2-2)	1	0	2	6
Dealing in a Sawed-Off Shotgun (35-47-5-4.1)	0	0	0	0
Distribution of a Destructive Device (IC 35-47.5-5-5)	0	0	0	0
Domestic Battery (35-42-2-1.3)	0	0	0	0
Driving While Intoxicated Resulting in Death (9-30-5-5)	0	0	0	0
False, Altering Handgun License (35-47-2-22)	0	0	0	0
False Application for Handgun (35-47-2-8)	0	0	0	0
Feticide (35-42-1-6)	0	0	0	0
Handgun, False Information (35-47-2-17)	0	0	0	0
Incest (35-46-1-3)	0	0	0	0
Interference with Custody (35-42-3-4)	0	0	0	0
Intimidation (35-45-2-1)	0	0	0	4
Involuntary Manslaughter (35-42-1-4)	0	0	0	0
Kidnapping (35-42-3-2)	0	0	0	0
Murder (35-42-1-1)	0	0	0	0
Neglect of a Dependent (35-46-1-4)	0	0	1	0
Operation of a Machine Gun/Hurling a Bomb (35-47-5-9)	0	0	0	0
Overpass Mischief (35-42-2-5)	0	0	0	0
Pointing a Firearm (35-47-4-3)	0	0	0	0
Possession of Firearm on School Property (35-47-9-2)	0	0	0	0
Possession of a Machine Gun or Bomb (35-47-5-9)	0	0	0	0
Rape (35-42-4-1)	0	0	0	1
Reckless Homicide (35-42-1-5)	0	0	0	1
Resisting Law Enforcement (35-44-3-3)	1	0	1	0
Robbery (35-42-5-1)	0	1	1	33

LEVEL I (Cont.)

	THE NUMBER OF JUVENILES			
	This Month		This Calendar Year	
	Female	Male	Female	Male
Sell, Manufacture, Possess, Purchase Explosive (35-47-5-1)	0	0	0	0
Sell, Transfer, HIV Blood (35-42-1-7)	0	0	0	0
Selling, Transferring, Giving Handgun to Under 18 (35-47-2-7)	0	0	0	0
Sexual Battery (35-42-4-8)	0	0	0	5
Sexual Misconduct (35-44-1-5)	0	0	0	0
Sexual Misconduct with a Minor (35-42-4-9)	0	0	0	0
Stalking (35-45-10-5)	0	0	0	0
Strangulation (35-42-2-9)	0	0	0	0
Unlawful Delivery of Confiscated Firearm (35-47-3-4)	0	0	0	0
Unlawful Use of Body Armor (35-47-5-13)	0	0	0	0
Unlawful Use of Stun Gun (35-47-8-5)	0	0	0	0
Vicarious Sexual Gratification (35-42-4-5)	0	0	0	0
Voluntary Manslaughter (35-42-1-3)	0	0	0	0
Sub-Total	2	12	13	131

LEVEL II

Assisting a Criminal (35-44-3-2)	0	0	0	1
Chinese Throwing Star (35-47-5-12)	0	0	0	0
Criminal Gang Activity (35-45-9-3)	0	0	0	2
Criminal Recklessness (35-42-2-2)	0	0	0	0
Dealing Anabolic Steroid (16-42-19-27)	0	0	0	0
Dealing in a Schedule I, II, or III Controlled Substance (35-48-4-2)	1	1	3	6
Dealing in a Schedule IV Controlled Substance (35-48-4-3)	0	0	0	0
Dealing in a Schedule V Controlled Substance (35-48-4-4)	0	0	0	0
Dealing in a Substance Represented to be a Controlled Substance (35-48-4-4.5)	0	0	0	2
Dealing in Cocaine or Narcotic Drug (35-48-4-1)	0	0	0	0
Dealing in Marijuana, Hash Oil, or Hashish (35-48-4-10)	0	0	1	0
Dealing Methamphetamine (35-48-4-1.1)	0	0	1	3
Delivery of Weapon to Intoxicated Person (35-47-4-1)	0	0	0	0
Escape/Failure to Return to Lawful Detention (35-44-3-5)	1	0	5	4
Interference with Custody (35-42-3-4)	0	0	0	0
Intimidation (35-45-2-1)	0	2	2	20
Knife with Automatic Blade (35-47-5-2)	0	0	0	1
Loan Sharking (35-45-7-2)	0	0	0	0
Maintaining a Common Nuisance (35-48-4-13)	0	0	1	0
Manufacture, Distribution, Possession of a Substance Represented to be a Controlled Substance (35-48-4-4.6)	0	0	0	0
Neglect of a Dependent (35-46-1-4)	0	0	0	0
Possession of a Controlled Substance (35-48-4-7)	0	4	3	22
Possession of a Knife on School Property (35-47-5-2.5)	0	0	0	4
Poss precursors w/intent to manufacture etc. (35-48-4-14.5)	0	0	0	0
Promoting Prostitution (35-45-4-4)	0	0	0	0
Purchase, Possession or Sale of Stun Gun (35-47-8-5)	0	0	0	0
Resisting Law Enforcement (35-44-3-3)	0	0	1	7
Rioting with a Deadly Weapon (35-45-1-2)	0	0	0	0
Sale, Possession, Use of Legend Drug (16-42-19-27)	0	0	0	0
Sexual Misconduct with a Minor (35-42-4-9)	0	0	0	0
Stalking (35-45-10-5)	0	0	0	0
Trafficking with an Inmate (35-44-3-9)	0	0	0	0
Use of Stun Gun in Commission of a Crime (35-47-8-5)	0	0	0	0
Sub-Total	2	7	17	72

LEVEL III	THE NUMBER OF JUVENILES			
	This Month		This Calendar Year	
	Female	Male	Female	Male
Accident/Failure to Stop (9-26-1-8)	0	0	0	0
Accident, Property Damage with Injury (9-26-1-8)	0	0	0	0
Altering or Damaging Computer (35-43-1-4)	0	0	0	0
Auto Theft, Receiving Stolen Parts (35-43-4-2.5)	0	2	3	17
Battery (35-42-2-1)	4	6	32	45
Bribery (35-44-1-1)	0	0	0	0
Burglary (35-43-2-1)	0	11	4	73
Check Deception (35-43-5-5)	0	0	0	0
Check Fraud (35-43-5-12)	0	0	0	0
Child Exploitation (35-42-4-4)	0	0	0	0
Controlled Substance Registration (35-48-4-14)	0	0	0	0
Conversion (35-43-4-3)	0	0	5	7
Criminal Mischief (35-43-1-2)	0	3	4	18
Criminal Recklessness (35-42-2-2)	0	1	0	2
Criminal Trespass (35-43-2-2)	0	0	2	14
Dealing in Altered Property (35-43-4-2.3)	0	0	0	0
Dealing in Marijuana, Hash Oil, or Hashish (35-48-4-10)	0	0	0	0
Dealing in Paraphernalia (35-48-4-8.5)	0	0	0	0
Distribution of Material Harmful to Minor (35-49-3-3)	0	0	0	0
Escape/Failure to Return to Lawful Detention (35-44-3-5)	0	2	2	16
Failure to Appear (35-44-3-6)	0	0	0	0
False Reporting (35-44-2-2)	0	0	0	0
Forgery (35-43-5-2)	0	0	0	1
Fraud (35-43-5-4)	0	0	1	0
Fraud on Financial Institution (35-45-5-8)	0	0	0	0
Home Improvement Fraud (35-43-6-13)	0	0	0	0
Identity Deception (35-43-5-3.5)	0	0	0	0
Interference with Custody (35-42-3-4)	0	0	0	0
Interference with Reporting Crime (35-45-2-5)	0	0	0	0
Invasion of Privacy (35-46-1-15.1)	0	0	0	1
Manufacture of Paraphernalia (35-48-4-8.1)	0	0	0	0
Nonsupport of Child (35-46-1-5)	0	0	0	0
Nonsupport of Spouse (35-46-1-6)	0	0	0	0
Obscene Performance (35-49-3-1)	0	0	0	0
Obstructing Fireman (35-44-3-8)	0	0	0	0
Obstructing Traffic (35-42-2-4)	0	0	0	0
Obstruction of Justice (35-44-3-4)	0	0	0	0
Operating Vehicle After Lifetime Forfeiture (9-30-10-17)	0	0	0	0
Operating Vehicle While Intoxicated (9-30-5-4)	0	0	1	0
Operating Vehicle While Intoxicated with Prior (9-30-5-3)	0	0	0	0

LEVEL III (Cont.)

	THE NUMBER OF JUVENILES			
	This Month		This Calendar Year	
	Female	Male	Female	Male
Patronizing a Prostitute (35-45-4-3)	0	0	0	0
Perjury (35-44-2-1)	0	0	0	0
Possession of Cocaine or Narcotic Drug (35-48-4-6)	0	0	0	0
Possession of Marijuana, Hash Oil, or Hashish (35-48-4-11)	0	2	0	3
Possession of Methamphetamine (35-48-4-6.1)	0	0	2	1
Possession of Paraphernalia (35-48-4-8.3)	0	0	0	1
Possession/Use of Legend Drug (16-42-19-13)	0	0	1	0
Professional Gambling (35-45-5-3)	0	0	0	0
Profiting from Adoption (35-46-1-9)	0	0	0	0
Promoting Professional Gambling (35-45-5-4)	0	0	0	0
Promoting Prostitution (35-45-4-4)	0	0	0	0
Prostitution (35-45-4-2)	0	0	0	0
Public Indecency (35-45-4-1)	0	0	0	0
Public Nudity (35-45-4-1.5)	0	0	0	0
Receiving Stolen Property (35-43-4-2)	0	5	3	18
Residential Entry (35-43-2-1.5)	0	1	0	6
Resisting Law Enforcement (35-44-3-3)	0	2	3	28
Rioting (35-45-1-2)	0	0	0	0
Sale, Possession, Use of Legend Drug (16-42-19-27)	0	0	0	0
Selling, Distributing, Exhibiting Obscene Material (35-49-3-1)	0	0	0	0
Stalking (35-45-10-5)	0	0	0	0
Theft (35-43-4-2)	0	9	21	70
Trafficking with an Inmate (35-44-3-9)	0	0	0	0
Unauthorized Possession of Prescription Form (35-48-4-14)	0	0	0	0
Voyeurism (35-45-4-5)	0	0	0	0
Welfare Fraud (35-43-5-7)	0	0	0	0
Sub-Total	4	44	84	321

LEVEL IV

Absence From Home Detention (35-38-2.5-10)	0	0	1	2
Accident/Failure to Stop (9-26-1-8)	0	0	0	1
Assisting a Criminal (35-44-3-2)	0	0	0	0
Check Deception (35-43-5-5)	0	0	0	0
Common Nuisance (35-48-4-13)	0	0	0	2
Computer Trespassing (35-43-2-3)	0	0	0	0
Counterfeiting a Driver's License (9-24-18-7)	0	0	0	0
Counterfeiting Auto Registration (9-18-2-42)	0	0	0	0
Curfew Violation (31-37-2-5)	0	0	0	0
Deception (35-43-5-3)	0	0	0	0
Disorderly Conduct (35-45-1-3)	0	2	7	15
Dissemination of Material Harmful to Minor (35-49-3-3)	0	0	0	0
Driving with Suspended License (9-24-19-2)	0	0	0	0
Exploitation of Dependent/Endangered Adult (35-46-1-12)	0	0	0	0
Failure to Appear (35-44-3-6)	0	0	0	0
Failure to Disclose Recruitment (35-46-4-4)	0	0	0	0
Failure to Respond to Summons (35-44-3-6.5)	0	0	0	0
False Auto Registration (9-18-2-44)	0	0	0	0
False Informing (35-44-2-2)	0	0	1	2
Flag Desecration (35-45-1-4)	0	0	0	0

LEVEL IV (Cont.)
THE NUMBER OF JUVENILES

	This Month		This Calendar Year	
	Female	Male	Female	Male
Glue Sniffing (35-46-6-2)	0	0	0	0
Habitual Disobedience of Parent, Guardian, or Custodian (Incorrigible) (31-37-2-4)	0	0	0	0
Harassment (35-45-2-2)	0	0	0	0
Home Improvement Fraud (35-43-6-12)	0	0	0	0
Illegal Consumption of Alcohol (7.1-5-7-7)	0	0	1	0
Illegal Possession of Alcohol (7.1-5-7-7)	0	0	0	0
Impairment of ID Number (35-43-7-4)	0	0	0	0
Interference with Custody (35-42-3-4)	0	0	0	0
Interfering with Law Enforcement Animal (35-46-3-11)	0	0	0	0
Invasion of Privacy (35-46-1-15.1)	0	0	0	1
Leaving Home w/o Permission of Parent, Guardian or Custodian (Runaway) (31-37-2-2)	0	0	5	0
Nitrous Oxide Distribution (35-46-6-3)	0	0	0	0
Obscene Performance (35-49-3-1)	0	0	0	0
Obstructing Medical Emergency (35-44-3-8.5)	0	0	0	0
Obstructing Traffic (35-42-2-4)	0	0	0	0
Operating Vehicle While Intoxicated (9-30-5-2)	0	1	0	1
Operating Vehicle While Intoxicated/Cntrld Sub (9-30-5-1)	0	0	0	0
Operating Vehicle w/o License (9-24-18-1)	0	0	0	1
Operating Vehicle w/o Proof of Financial (9-25-8-2)	0	0	0	0
Operating Vehicle w/o Registration/Plates (9-18-2-43)	0	0	1	0
Possession of Marijuana,Hash Oil, or Hashish (35-48-4-11)	0	6	1	23
Possession of Paraphernalia (35-48-4-8.3)	0	0	0	2
Possession of Substance Represented to be a Controlled Substance (35-48-4-4.6)	0	0	0	0
Possession, Purchase, Accepting Tobacco (35-46-1-10.5)	0	0	0	0
Probation Violation	0	0	0	0
Public Intoxication (7.1-5-1-3)	0	1	0	1
Receiving Unidentified Property (35-43-7-5)	0	0	0	0
Reckless Driving (9-21-8-52)	0	0	0	0
Refusal to Aid Officer (35-44-3-7)	0	0	0	0
Selling,Distributing,Exhibiting Obscene Material (35-49-3-1)	0	0	0	0
Torture, Kill, Mutilate an Animal (35-46-3-12)	0	0	0	0
Unauthorized Possession of Prescription (35-48-4-14)	0	0	0	0
Unlawful Entry of Motor Vehicle (35-43-4-2.7)	0	0	0	1
Unlawful Gambling (35-45-5-2)	0	0	0	0
Unlawful Use of Railroad Right of Way (8-3-15-3)	0	0	0	0
Vending Machine Vandalism (35-43-4-7)	0	0	0	0
Violation of Compulsory School Attendance Law (Truancy) (31-37-2-3)	2	1	8	7
Violation Home Detention	0	0	0	0
Violation Suspended Commitment to DOC	0	0	0	0
Voyeurism (35-45-4-5)	0	0	0	0
Welfare Fraud (35-45-5-7)	0	0	0	0
NO SENTENCE DATA	0	0	0	0
Sub-Total	2	11	25	59
GRAND TOTAL NUMBER OF JUVENILES	10	74	139	583

Source: SAS - mnthadm4.mso

Indiana Department of Correction
Table 18
Juvenile Female New Commitments

<u>Month</u>	<u>2009</u>	<u>2010</u>	<u>2011</u>	<u>2012</u>	<u>2013</u>
January	9	16	15	10	18
February	16	22	15	13	13
March	17	18	18	15	11
April	29	13	10	12	13
May	17	13	9	14	13
June	18	9	23	9	13
July	13	11	10	12	20
August	14	5	11	16	23
September	8	13	5	8	6
October	5	13	12	18	10
November	14	13	14	7	
December	<u>25</u>	<u>7</u>	<u>9</u>	<u>7</u>	
TOTALS	185	153	151	141	140

Source:

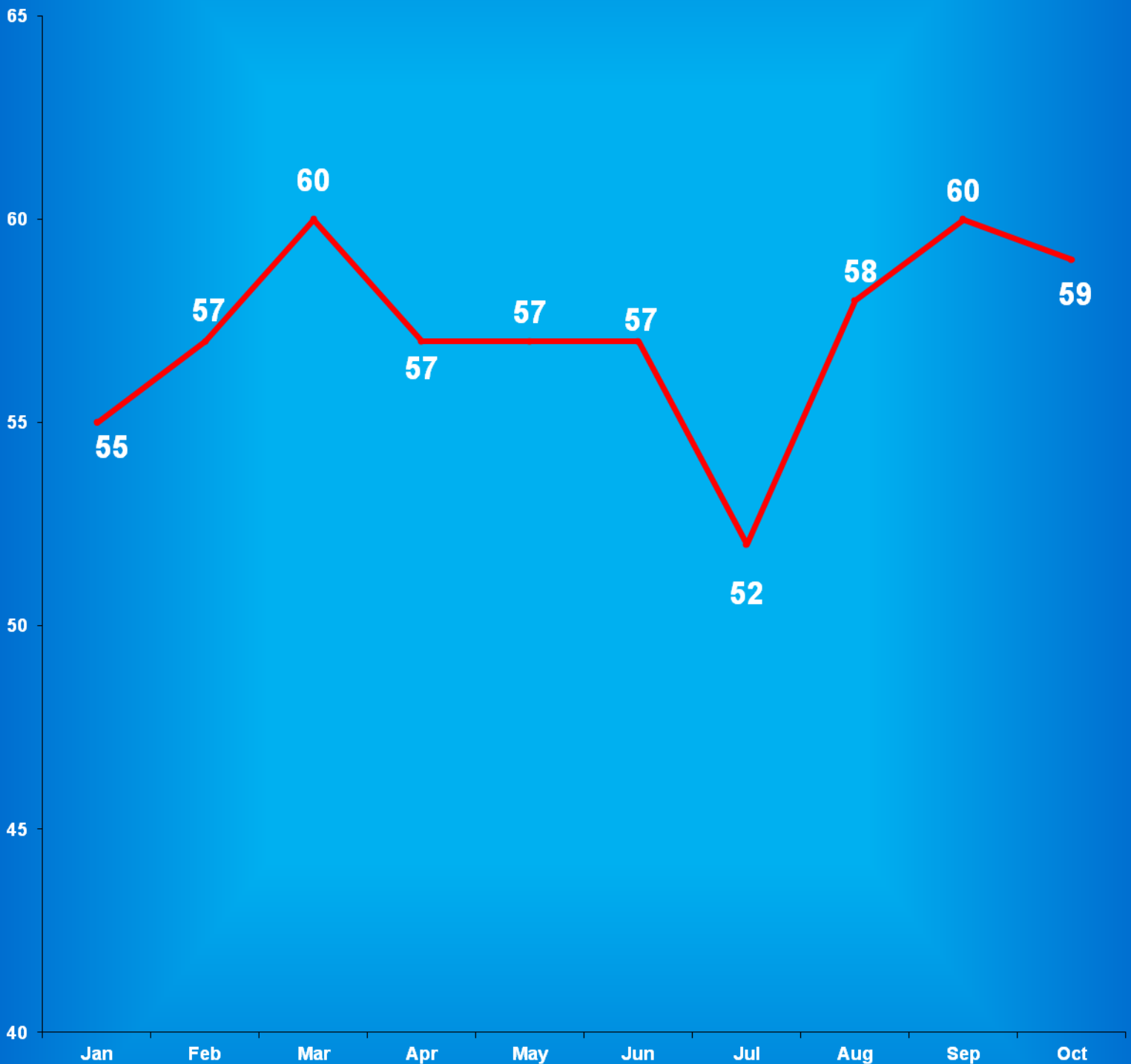
SAS - mnthadm4.pgm

Indiana Department of Correction

Graph G

Average Daily Juvenile Female Offender Populations

Calendar Year 2013



Indiana Department of Correction
Table 19
Juvenile Male New Commitments

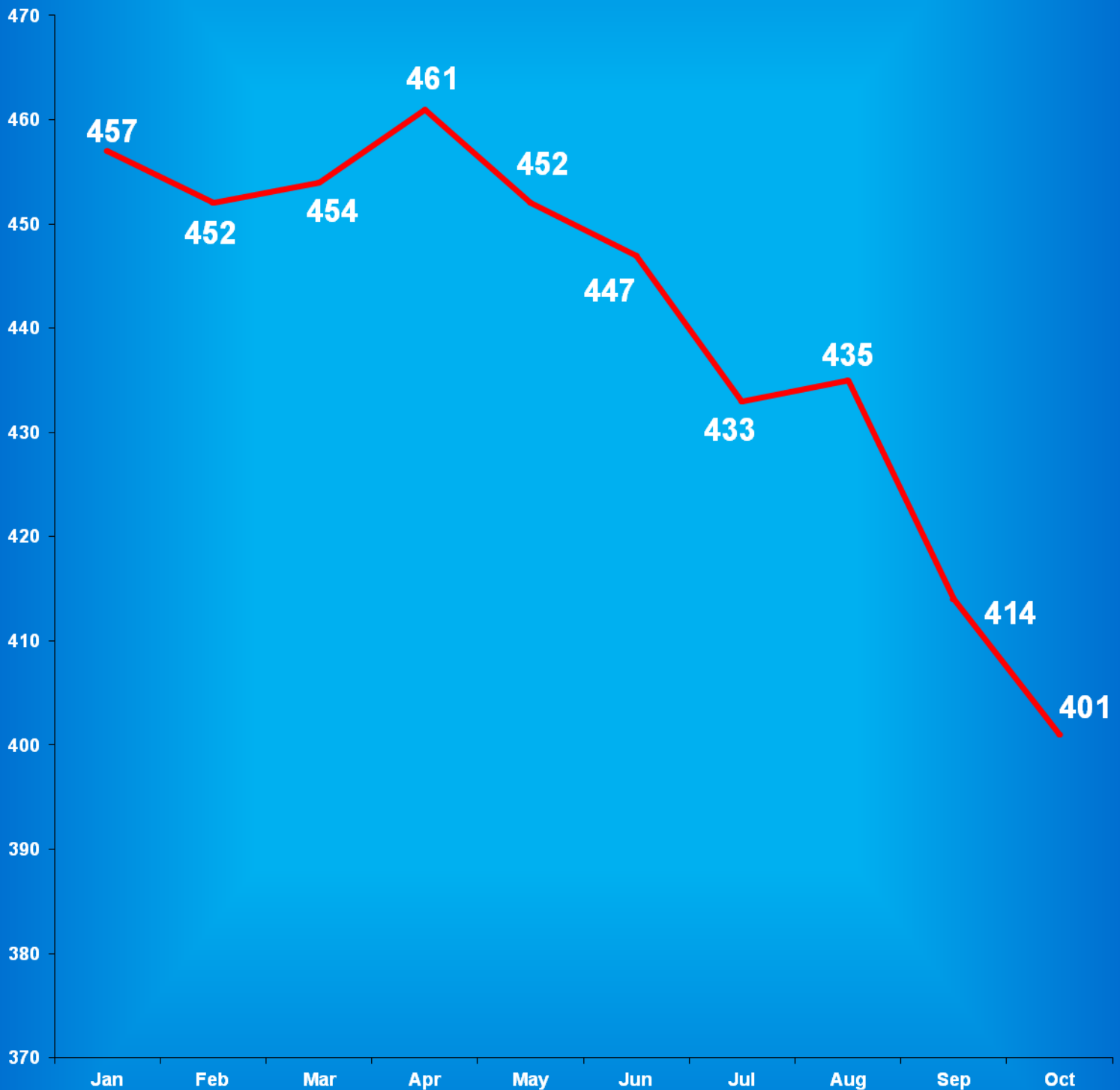
<u>Month</u>	<u>2009</u>	<u>2010</u>	<u>2011</u>	<u>2012</u>	<u>2013</u>
January	57	88	69	63	76
February	82	71	62	71	45
March	76	77	90	75	82
April	102	60	72	56	47
May	73	71	64	69	74
June	82	67	64	77	45
July	86	53	71	48	68
August	63	74	94	90	44
September	75	61	58	66	31
October	54	73	65	85	74
November	75	85	81	47	
December	<u>74</u>	<u>75</u>	<u>52</u>	<u>44</u>	
TOTALS	899	855	842	791	586

Source:
SAS - mnthadm4.pgm

Indiana Department of Correction

Graph H

Average Daily Juvenile Male Offender Populations Calendar Year 2013



**Indiana Department of Correction
Indiana Government Center South, Room E334
302 W. Washington Street
Indianapolis, IN 46204**

**Prepared by:
Sarah Schelle, Research Analyst
(317) 232-2249
sschelle@idoc.IN.gov**

This report and previous reports may be found at:

<http://www.in.gov/idoc/2376.htm>





The Indiana Department of Correction advances public safety and successful re-entry through dynamic supervision, programming, and partnerships.