


Indiana Department of Correction

Division of Research & Planning



Offender Population Statistical Report

- October 2012 -

Bruce Lemmon, Commissioner

**Indiana Department of Correction
Indiana Government Center South, Room E334
302 W. Washington Street
Indianapolis, IN 46204**

**Prepared by:
Ryan Lammert, Research Analyst
(317) 234-4417
RLammert@idoc.IN.gov**

This report and previous reports may be found at:

<http://www.in.gov/idoc/2376.htm>



Indiana Department of Correction Population Summary

- There were 25,819 adult male offenders (including 589 county jail “back-ups” and 189 in contracted beds) on November 1, 2012.
This population is 3% below operational bed capacity for general population.
- There were 2,521 adult female offenders (including 53 county jail “back-ups” and 102 in contracted beds) on November 1, 2012.
This population is 5% below the operational bed capacity.
- There were 492 juvenile male offenders in the Department’s facilities on November 1, 2012. This population is 30% below the operational bed capacity.
- There were 55 juvenile female offenders in the Department’s facilities on November 1, 2012. This population is 65% below the operational bed capacity.
- There were 9,303 adult males on parole in Indiana (8,919 Indiana parolees and 384 other jurisdiction parolees) on November 1, 2012.
- There were 1,173 adult females on parole in Indiana (1,134 Indiana parolees and 39 other jurisdiction parolees) on November 1, 2012.
- There were 88 juvenile males on parole in Indiana (77 Indiana parolees and 11 other jurisdiction parolees) on November 1, 2012.
- There were 17 juvenile females on parole in Indiana (16 Indiana parolees and 1 other jurisdiction parolee) on November 1, 2012.

Definitions

For the purpose of this report, the following definitions apply:

Admission – The means by which an offender enters the custody or jurisdiction of the Indiana Department of Correction. For this report, with the exception of the return of an escapee, this does not include a return from a temporary absence.

Average Daily Population – The sum of the daily beginning counts for a month, divided by that month's number of daily beginning counts.

Beginning Count – The number of offenders physically present at the beginning of the day (ie, 0000:01 hours).

Class A Felony – An offense whereby a person convicted of this felony shall be imprisoned for a fixed term of thirty years, with not more than twenty years added for aggravating circumstances, or not more than ten years subtracted for mitigating circumstances.

Class B Felony – An offense whereby a person convicted of this felony shall be imprisoned for a fixed term of ten years, with not more than ten years added for aggravating circumstances, or not more than four years subtracted for mitigating circumstances.

Class C Felony – An offense whereby a person convicted of this felony shall be imprisoned for a fixed term of four years, with not more than four years added for aggravating circumstances, or not more than two years subtracted for mitigating circumstances.

Class D Felony – An offense whereby a person convicted of this felony shall be imprisoned for a fixed term of one and one-half years, with not more than one and one-half years added for aggravating circumstances, or not more than one year subtracted for mitigating circumstances.

County Jail "Back-ups" (Jail Bed Count) – Those offenders who have been committed to the Indiana Department of Correction, but are housed in a county jail until they can be transferred to a Department of Correction intake facility. The county receives \$35.00 per day, per offender, to house these offenders.

Ending Count – The number of offenders physically present at the end of the day (ie, 2400:00 hours).

Felon – A person convicted in any jurisdiction who might have been imprisoned for more than one year.

Level 1 Security Classification – Minimum security level. Facilities which are designated as Level 1 have the least restrictive security measures in place.

Level 2 Security Classification – Medium security level. Facilities which are designated as Level 2 have a moderate degree of security measures in place.

Level 3 Security Classification – Maximum security level. Facilities which are designated as Level 3 have very restrictive security measures in place.

Misdemeanant – A person convicted in any jurisdiction who might have been imprisoned for not more than one year.

Murder – An offense whereby a person convicted of this felony shall be imprisoned for a fixed term of fifty-five years, with not more than ten years added for aggravating circumstances, or not more than ten years subtracted for mitigating circumstances.

Operational Capacity – The total bed capacity of the facility. The capacity of a facility is the number of beds authorized for safe and efficient operation of the facility.

Pre-Dispositional – An individual ordered by the Court to the Indiana Department of Correction for evaluation prior to sentencing.

Release – The means by which an offender leaves the custody or jurisdiction of the Indiana Department of Correction. For this report, with the exception of an escapee, this does not include a temporary absence.

Safekeeper – An individual whom the Court has determined to be in imminent danger of serious bodily injury or death, or who represents a substantial threat to the safety of others, and whom the Court has ordered to the Indiana Department of Correction for custody and security control.

Secure Confinement Units – Denotes maximum control with the most restrictive security measures in place.

Vacancy – The number of beds available for assignment.

Human Resource Report

October 30, 2012

ADULT FACILITIES

		Total Staff*	Custody Staff	Non-Custody	Vacancies	Hires - Rehires	Retired - Terminated	Contract/Vendor		
Facility	Aramark							Health	Education	
Branchville Correctional Facility		261	188	73	19	5	5	11	43	5
Chain O'Lakes Correctional Facility		31	23	8	1	0	0	5	2	0
Correctional Industrial Facility		343	276	67	34	9	4	14	30	6
Edinburgh Correctional Facility		64	47	17	5	0	0	4	3	1
Henryville Correctional Facility		40	33	7	2	0	1	4	2	0
Indiana State Prison/Lakeside		541	433	108	57	17	8	24	72	2
Indiana Women's Prison		178	128	50	8	1	2	6	23	6
Indianapolis Re-Entry Educational Fac		122	75	47	8	1	2	4	13	0
Madison Correctional Facility		133	87	46	4	3	4	7	33	5
Miami Correctional Facility		527	412	115	37	11	9	27	48	10
New Castle Correctional Facility***		531	396	76	27	0	0	22	59	0
Pendleton Correctional Facility		435	343	92	76	10	4	20	33	7
Plainfield Correctional Facility		371	289	82	32	12	13	18	53	11
Putnamville Correctional Facility		495	375	120	34	19	11	19	50	11
Reception-Diagnostic Center		225	174	51	17	8	2	6	38	0
Rockville Correctional Facility		259	188	71	9	6	3	14	31	10
South Bend Comm. Re-Entry Center		39	28	11	3	1	0	4	2	0
STOP DOC Staff		17	0	17	1	0	0	0	0	0
STOP GEO Staff***		114	86	23	5	0	0	6	5	0
Wabash Valley Correctional Facility		615	495	120	40	9	10	39	59	10
Westville Correctional Facility		743	571	172	62	19	13	37	73	13
	Total	6,020	4,647	1,373	481	131	91	291	672	97

JUVENILE FACILITIES

		Total Staff*	Custody Staff	Non-Custody	Vacancies	Hires - Rehires	Retired - Terminated	Contract/Vendor		
Facility								Aramark	Health	Education
Camp Summit		56	36	20	6	1	0	3	1	0
Logansport Intake/North Central		175	119	56	7	1	1	8	12	0
Madison Juvenile Correctional		91	73	18	14	5	2	0	0	12
Pendleton Juvenile Correctional		276	193	83	28	6	5	11	19	0
	Total	598	421	177	55	13	8	22	32	12
Central Office**	Total	460	161	299	45	5	2	0	0	2
STATE EMPLOYEE TOTAL		6,497	4,747	1,750	549	149	101	0	0	0
CONTRACT EMPLOYEE TOTAL		1,773	482	1,227	32	0	0	313	704	111
GRAND TOTAL		8,270	5,229	2,977	581	149	101	313	704	111

* Total Active Staff does not include those on disability, suspension, or leave with pay.

** Includes Technology Services Division, PEN Products, Staff Development and Training, and the Parole Division (counted as Custody Staff)

*** New Castle Correctional Facility and STOP are privately contracted institutions.

Note: Total staff, custody staff, non-custody staff, and vacancy data are as of the end of the month.

Hires and re-hires, retirements and terminations, intra-agency transfer in and transfer out are the total number of actions for the month.

Source: DOC Human Resource



Offender Statistics



Indiana Department of Correction
Table 1
Offender Population & Vacancy Numbers, by Facility Security Level
November 1, 2012

LEVEL 1

Adult Male

	October Ending Count	General Population Vacancies	Programs & Treatment Vacancies	Segregation & Infirmary Vacancies	Down Beds	Held Beds
Chain O'Lakes Correctional Facility	125	9	0	0	0	2
Edinburgh Correctional Facility	313	5	0	0	0	2
Henryville Correctional Facility	154	14	0	0	0	0
Miami Correctional Facility	201	3	0	0	0	0
New Castle Level One (Contracted Beds)	138	66	0	0	0	0
Pendleton Correctional Facility	218	2	0	0	0	0
Re-Entry Educational Facility	411	9	0	0	0	0
South Bend Community Re-Entry Facility	100	7	1	0	64	0
Wabash Valley Correctional Facility	185	12	0	0	0	1
Westville Correctional Facility	<u>372</u>	<u>3</u>	<u>0</u>	<u>0</u>	<u>3</u>	<u>1</u>
Total	2,217	130	1	0	67	6

Adult Female

Madison Correctional Facility	571	5	0	0	0	0
Jefferson Co. Re-Entry	<u>35</u>	<u>0</u>	<u>0</u>	<u>0</u>	<u>0</u>	<u>1</u>
Total	606	5	0	0	0	1

LEVEL 2

Adult Male

Branchville Correctional Facility	1,470	6	6	3	0	0
Correctional Industrial Facility	1,408	13	1	1	13	7
Indiana State Prison-Outside Facility	96	289	0	0	0	0
Miami Correctional Facility	2,970	8	2	0	1	3
New Castle Annex	455	4	2	10	35	6
New Castle Correctional Facility (Contracted Beds)	2,377	6	22	19	0	7
Plainfield Correctional Facility	1,647	14	0	11	0	0
Putnamville Correctional Facility	2,487	10	1	6	0	0
Short Term Offender Program	673	14	0	0	0	5
Westville Correctional Facility	<u>2,827</u>	<u>16</u>	<u>0</u>	<u>6</u>	<u>1</u>	<u>36</u>
Total	16,410	380	34	56	50	64

Adult Female

Rockville Correctional Facility	1,186	47	14	6	0	0
---------------------------------	--------------	-----------	-----------	----------	----------	----------

Table 1 (Cont.)

LEVEL 3

Adult Male

	October Ending Count	General Population Vacancies	Programs & Treatment Vacancies	Segregation & Infirmary Vacancies	Down Beds	Held Beds
Indiana State Prison	1,968	11	22	43	9	14
New Castle Psychiatric Unit (Contracted Beds)	113	0	14	0	0	1
Pendleton Correctional Facility	1,592	9	0	45	17	52
Reception-Diagnostic Center	655	30	0	0	10	0
Wabash Valley Correctional Facility	<u>1,728</u>	<u>3</u>	<u>32</u>	<u>8</u>	<u>1</u>	<u>13</u>
Total	6,056	53	68	96	37	80

Adult Female

Indiana Women's Prison	574	45	8	4	0	0
------------------------	------------	-----------	----------	----------	----------	----------

SECURE CONFINEMENT UNITS

Adult Male

Wabash Valley Correctional Facility	197	0	0	17	1	1
Westville Control Unit	<u>161</u>	<u>0</u>	<u>0</u>	<u>1</u>	<u>3</u>	<u>0</u>
Total	358	0	0	18	4	1

JAIL BED COUNT

Adult Male	589	N/A	N/A	N/A	N/A	N/A
Adult Female	<u>53</u>	N/A	N/A	N/A	N/A	N/A
Total	642					

CONTRACTED BEDS

Adult Male

Liberty Hall Re-Entry Facility	145	25	0	0	0	0
Marion Co. Re-Entry	19	30	0	0	0	1
Vigo Co. Re-Entry	1	0	0	0	0	4
Volunteers of America - Evansville	<u>24</u>	<u>1</u>	<u>0</u>	<u>0</u>	<u>0</u>	<u>0</u>
Total	189	56	0	0	0	5

Adult Female

Craine House	5	0	0	0	0	0
Liberty Hall Re-Entry Facility	82	18	0	0	0	0
Volunteers of America - Evansville	<u>15</u>	<u>10</u>	<u>0</u>	<u>0</u>	<u>0</u>	<u>0</u>
Total	102	28	0	0	0	0

Table 1 (Cont.)

JUVENILE OFFENDERS

Juvenile Male

	October Ending Count	General Population Vacancies	Programs & Treatment Vacancies	Segregation & Infirmery Vacancies	Down Beds	Held Beds
Camp Summit	93	1	0	1	0	0
Logansport Juvenile Intake/Diagnostic Facility	45	43	0	4	0	0
North Central Juvenile Correctional Facility	125	38	0	8	0	3
Pendleton Juvenile Correctional Facility	<u>229</u>	<u>128</u>	<u>0</u>	<u>29</u>	<u>0</u>	<u>5</u>
Total	492	210	0	42	0	8

Juvenile Female

Madison Juvenile Correctional Facility	55	102	0	15	0	0
--	----	-----	---	----	---	---

TOTALS

	October Ending Count	General Population Vacancies	Programs & Treatment Vacancies	Segregation & Infirmery Vacancies	Down Beds	Held Beds
GRAND TOTAL FOR ALL ADULT MALES (Includes Jail Bed Count and Contracted Beds)	25,819	619	103	170	158	156
TOTAL FOR ADULT MALES IN DOC FACILITIES ONLY	25,041	563	103	170	158	151
GRAND TOTAL FOR ALL ADULT FEMALES (Includes Jail Bed Count and Contracted Beds)	2,521	125	22	10	0	1
TOTAL FOR ADULT FEMALES IN DOC FACILITIES ONLY	2,366	97	22	10	0	1
TOTAL FOR JUVENILE MALES	492	210	0	42	0	8
TOTAL FOR JUVENILE FEMALES	55	102	0	15	0	0
GRAND TOTAL FOR THE DEPARTMENT (Includes Jail Bed Count and Contracted Beds)	28,887	1,056	125	237	158	165
GRAND TOTAL FOR THE DEPARTMENT (Excludes Jail Bed Count and Contracted Beds)	27,954	972	125	237	158	160

Sources: Planning Division Facility Body Count Report
 Planning Division Juvenile Daily Count Report
 Operational Support Services - Jail Bed Count Report
 Operational Support Services - Vacancy Report

Indiana Department of Correction
Table 2
Operational Capacity Compared to Population, by Facility
November 1, 2012

LEVEL 1

Adult Male

	September Operational Capacity	October Operational Capacity	October Adjusted Operational Capacity*	October Ending Count	Percent +/- Capacity
Chain O'Lakes Correctional Facility	154	136 ↓	134	125	-7%
Edinburgh Correctional Facility	320	320	318	313	-2%
Henryville Correctional Facility	200	168 ↓	168	154	-8%
Miami Correctional Facility	204	204	204	201	-1%
New Castle Level One (Contracted Beds)	204	204	204	138	-32%
Pendleton Correctional Facility	220	220	220	218	-1%
Re-Entry Educational	420	420	420	411	-2%
South Bend Community Re-Entry Facility	108	172 ↑	107	100	-7%
Wabash Valley Correctional Facility	198	198	197	185	-6%
Westville Correctional Facility	<u>379</u>	<u>379</u>	<u>375</u>	<u>372</u>	<u>-1%</u>
Total	2,407	2,421	2,347	2,217	-6%

Adult Female

Madison Correctional Facility	576	576	576	571	-1%
Jefferson Co. Re-Entry	<u>36</u>	<u>36</u>	<u>35</u>	<u>35</u>	<u>0%</u>
Total	612	612	611	606	-1%

LEVEL 2

Adult Male

Branchville Correctional Facility	1,485	1,485	1,476	1,470	0%
Correctional Industrial Facility	1,443	1,443	1,421	1,408	-1%
Indiana State Prison-Outside Facility	385	385	385	96	-75%
Miami Correctional Facility	2,984	2,984	2,978	2,970	0%
New Castle Annex	512	512	459	455	-1%
New Castle Correctional Facility (Contracted Beds)	2,431	2,431	2,383	2,377	0%
Plainfield Correctional Facility	1,672	1,672	1,661	1,647	-1%
Putnamville Correctional Facility	2,504	2,504	2,497	2,487	0%
Short Term Offender Program	692	692	687	673	-2%
Westville Correctional Facility	<u>2,886</u>	<u>2,886</u>	<u>2,843</u>	<u>2,827</u>	<u>-1%</u>
Total	16,994	16,994	16,790	16,410	-2%

Adult Female

Rockville Correctional Facility	1,253	1,253	1,233	1,186	-4%
---------------------------------	-------	-------	-------	-------	-----

Table 2 (Cont.)

LEVEL 3

Adult Male

	September Operational Capacity	October Operational Capacity	October Adjusted Operational Capacity*	October Ending Count	Percent +/- Capacity
Indiana State Prison	2,067	2,067	1,979	1,968	-1%
New Castle Psychiatric Unit (Contracted Beds)	128	128	113	113	0%
Pendleton Correctional Facility	1,715	1,715	1,601	1,592	-1%
Reception-Diagnostic Center	695	695	685	655	-4%
Wabash Valley Correctional Facility	<u>1,785</u>	<u>1,785</u>	<u>1,731</u>	<u>1,728</u>	<u>0%</u>
Total	6,390	6,390	6,109	6,056	-1%

Adult Female



Indiana Women's Prison	631	631	619	574	-7%
------------------------	------------	------------	------------	------------	------------

SECURE CONFINEMENT UNITS

Adult Male

Wabash Valley Correctional Facility	216	216	197	197	0%
Westville Control Unit	<u>165</u>	<u>165</u>	<u>161</u>	<u>161</u>	<u>0%</u>
Total	381	381	358	358	0%

JAIL BED COUNT**

Adult Male	479	589 	589	589	0%
Adult Female	<u>43</u>	<u>53</u> 	<u>53</u>	<u>53</u>	<u>0%</u>
Total	522	642	642	642	0%

CONTRACTED BEDS

Adult Male

Liberty Hall Re-Entry	170	170	170	145	-15%
Marion Co. Re-Entry	50	50	49	19	-61%
Vigo Co. Re-Entry	5	5	1	1	0%
Volunteers of America - Evansville	<u>25</u>	<u>25</u>	<u>25</u>	<u>24</u>	<u>-4%</u>
Total	250	250	245	189	-23%

Adult Female

Craine House	5	5	5	5	0%
Liberty Hall Re-Entry	100	100	100	82	-18%
Volunteers of America - Evansville	<u>25</u>	<u>25</u>	<u>25</u>	<u>15</u>	<u>-40%</u>
Total	130	130	130	102	-22%

Table 2 (Cont.)

JUVENILE OFFENDERS

Juvenile Male

	September Operational Capacity	October Operational Capacity	October Adjusted Operational Capacity*	October Ending Count	Percent +/- Capacity
Camp Summit	95	95	94	93	-1%
Logansport Juvenile Intake/Diagnostic Facility	92	92	88	45	-49%
North Central Juvenile Correctional Facility	174	174	163	125	-23%
Pendleton Juvenile Correctional Facility	391	391	357	229	-36%
Total	752	752	702	492	-30%

Juvenile Female

Madison Juvenile Correctional Facility	172	172	157	55	-65%
--	-----	-----	-----	----	------

TOTALS

	September Operational Capacity	October Operational Capacity	October Adjusted Operational Capacity***	October Ending Count	Percent +/- Capacity
GRAND TOTAL FOR ALL ADULT MALES (Includes Jail Bed Count* and Contracted Beds)	26,944	27,025	26,491	25,819	-3%
TOTAL FOR ADULT MALES IN DOC FACILITIES ONLY	26,172	26,186	25,604	25,041	-2%
GRAND TOTAL FOR ALL ADULT FEMALES (Includes Jail Bed Count* and Contracted Beds)	2,669	2,679	2,646	2,521	-5%
TOTAL FOR ADULT FEMALES IN DOC FACILITIES ONLY	2,496	2,496	2,463	2,366	-4%
TOTAL FOR JUVENILE MALES	752	752	702	492	-30%
TOTAL FOR JUVENILE FEMALES	172	172	157	55	-65%
GRAND TOTAL FOR THE DEPARTMENT (Includes Jail Bed Count* and Contracted Beds)	30,537	30,628	29,996	28,887	-4%
GRAND TOTAL FOR THE DEPARTMENT (Excludes Jail Bed Count and Contracted Beds)	29,592	29,606	28,926	27,954	-3%

*Adjusted Monthly Total includes Intake Beds and excludes Down, Held, and Segregation/Infirmary Hold Beds

**Jail Bed Counts - IDOC offender Jail Bed holding is demand-based, therefore Jail Bed Percent Capacity is always 0%

***Includes Jail Bed Count - Jail Bed Operational Capacity is determined by each county's availability and fluctuates from month to month

Sources: Planning Division Facility Body Count Report
Planning Division Juvenile Daily Count Report
Operational Support Services - Jail Bed Count Report
Operational Support Services - Vacancy Report

Indiana Department of Correction
Table 3
Facility Population on the First Day of Each Month
(Excludes County Jail "Back-ups" & Contracted Beds)

<u>2011</u>	<u>Adult</u> <u>Male</u>	<u>Adult</u> <u>Female</u>	<u>Juvenile</u> <u>Male</u>	<u>Juvenile</u> <u>Female</u>	<u>Total</u>
January	24,009	2,336	538	49	26,932
February	23,969	2,291	553	60	26,873
March	24,119	2,322	564	65	27,070
April	24,403	2,348	586	70	27,407
May	24,334	2,322	597	69	27,322
June	24,317	2,326	584	68	27,295
July	24,288	2,325	566	81	27,260
August	24,168	2,284	566	80	27,098
September	24,216	2,317	549	66	27,148
October	24,183	2,310	555	63	27,111
November	24,238	2,301	531	59	27,129
December	24,185	2,284	536	59	27,064

<u>2012</u>	<u>Adult</u> <u>Male</u>	<u>Adult</u> <u>Female</u>	<u>Juvenile</u> <u>Male</u>	<u>Juvenile</u> <u>Female</u>	<u>Total</u>
January	24,264	2,275	499	59	27,097
February	24,367	2,217	493	48	27,125
March	24,651	2,236	515	49	27,451
April	24,879	2,236	522	48	27,685
May	24,779	2,257	507	47	27,590
June	24,696	2,313	498	45	27,552
July	24,915	2,332	492	41	27,780
August	24,798	2,305	462	48	27,613
September	24,946	2,341	480	54	27,821
October	24,969	2,334	488	50	27,841
November	25,041	2,366	492	55	27,954
December					

Sources: Planning Division Facility Body Count Report
Planning Division Juvenile Daily Count Report

Indiana Department of Correction
Table 4
Parole Caseload on November 1, 2012

<u>Parole District</u>	Indiana Parolees				Other Jurisdiction				<u>Total</u>
	<u>Adult Male</u>	<u>Adult Female</u>	<u>Juvenile Male</u>	<u>Juvenile Female</u>	<u>Adult Male</u>	<u>Adult Female</u>	<u>Juvenile Male</u>	<u>Juvenile Female</u>	
<i>Central Office (PD0)*</i>	<i>457</i>	<i>57</i>	<i>2</i>	<i>0</i>	<i>384</i>	<i>39</i>	<i>11</i>	<i>1</i>	<i>951</i>
					<u>District Supervision Breakdown as follows:</u>				
Re-Entry Parole (PD1)	561	88	0	0	18	1	1	0	669
Fort Wayne (PD2)	1,039	122	20	1	46	4	2	0	1,234
Indianapolis (PD3)	2,144	244	1	1	70	5	0	0	2,465
Evansville (P4A)	594	81	7	4	33	4	1	0	724
Terre Haute (P4B)	489	77	1	1	20	1	0	0	589
Bloomington (PD5)	911	135	11	2	71	8	3	0	1,141
Gary (PD6)	658	44	5	1	44	4	2	1	759
New Castle (PD7)	921	160	13	0	50	6	0	0	1,150
South Bend (PD8)	1,145	126	17	6	32	6	2	0	1,334
Total	8,919	1,134	77	16	384	39	11	1	10,581

Total Parole Population on the First Day of Each Month

<u>Calendar Year 2012</u>	Indiana Parolees				Other Jurisdiction				<u>Total</u>
	<u>Adult Male</u>	<u>Adult Female</u>	<u>Juvenile Male</u>	<u>Juvenile Female</u>	<u>Adult Male</u>	<u>Adult Female</u>	<u>Juvenile Male</u>	<u>Juvenile Female</u>	
January	9,111	1,085	122	24	418	43	10	1	10,814
February	9,121	1,091	123	26	413	43	10	1	10,828
March	9,073	1,115	110	27	411	42	10	1	10,789
April	8,949	1,099	99	26	407	42	8	0	10,630
May	8,994	1,083	84	25	405	43	9	1	10,644
June	9,038	1,095	91	19	399	42	11	1	10,696
July	9,010	1,099	95	20	399	42	7	1	10,673
August	9,062	1,102	89	16	398	42	9	1	10,719
September	8,932	1,118	90	18	398	42	10	1	10,609
October	8,978	1,108	79	14	398	42	11	1	10,631
November	8,919	1,134	77	16	384	39	11	1	10,581
December									

* Includes Indiana parolees who are serving their parole in another state, as well as offenders from other States being supervised in Indiana (Interstate Compact)

Sources: Juvenile Services
Parole Division
SAS - juvparl2.pgm



Adult Offender Statistics



Indiana Department of Correction
Table 5
Monthly Admissions and Releases - Adult Offenders
(Includes County Jail "Back-ups" & Contracted Beds)

October 2012

ADMISSIONS	Male	Female
New Commitments	668	204
Parole Violators - New Commits	55	6
Parole Violators - Technical	163	16
Unsentenced (Safekeepers)	2	0
Return from Escape - Secure Facility	0	2
Return from Escape - Non-Secure Facility	1	0
Return from Escape - CTP Absconds	0	0
Probation Violators - New Commits	148	8
Probation Violators - Technical	310	29
Return from CTP - New Commits	1	0
Return from CTP - Technical	17	0
TOTAL ADMISSIONS	1,365	265
RELEASES		
Parole	716	111
CTP to Parole	59	8
Probation	402	105
CTP to Probation	51	18
Escape - Secure Facility	0	0
Walk-Away - Non-Secure Facility	2	2
Discharged	125	46
Unsentenced Discharged	2	1
Other (i.e. Death)	2	0
Community Transition Program (CTP)	153	18
CTP Absconds	0	0
TOTAL RELEASES	1,512	309

*Of the 668 new commitments of male felons, 350 (52.4%) had a prior commitment.
Of the 204 new commitments of female felons, 74 (36.3%) had a prior commitment.*

Effective July 1, 1999, misdemeanants are to be committed to DOC only under special circumstances (IC 11-12-6)

Sources: SAS - prsadm7.pgm, SAS - prisrel7.pgm

Indiana Department of Correction
Table 6
The Number of Department of Correction Offenders
Held in County Jails

October 26, 2012

<u>County</u>	<u>Adult Male</u>	<u>Adult Female</u>	<u>County</u>	<u>Adult Male</u>	<u>Adult Female</u>	<u>County</u>	<u>Adult Male</u>	<u>Adult Female</u>
Adams	6	0	Hendricks	16	6	Pike	6	0
Allen	7	6	Henry*	2	0	Porter	4	0
Bartholomew	1	0	Howard	2	0	Posey	9	0
Benton	2	0	Huntington	9	2	Pulaski*	7	0
Blackford*	5	0	Jackson	11	2	Putnam*	33	1
Boone	1	0	Jasper	3	0	Randolph	2	1
Brown	0	0	Jay	2	0	Ripley	7	0
Carroll	2	0	Jefferson	0	0	Rush	4	1
Cass	5	0	Jennings	1	0	St. Joseph	5	0
Clark	9	0	Johnson	0	0	Scott	2	0
Clay	10	2	Knox*	12	0	Shelby	12	5
Clinton	12	0	Kosciusko	3	0	Spencer*	2	0
Crawford*	1	0	LaGrange	17	2	Starke	3	0
Daviess	5	0	Lake	0	0	Steuben	4	0
Dearborn	21	3	LaPorte	5	0	Sullivan	5	0
Decatur	3	0	Lawrence	5	2	Switzerland	0	0
DeKalb	0	0	Madison	1	0	Tippecanoe	58	1
Delaware	19	4	Marion	0	0	Tipton	1	0
Dubois	1	0	Marshall	4	0	Union	0	0
Elkhart	56	0	Martin	0	0	Vanderburgh	6	1
Fayette	3	0	Miami	3	1	Vermillion	3	1
Floyd	3	1	Monroe	1	0	Vigo	2	0
Fountain	1	0	Montgomery	6	0	Wabash	8	0
Franklin	5	0	Morgan	12	0	Warren	1	0
Fulton	6	2	Newton	0	0	Warrick	5	1
Gibson	8	0	Noble	23	2	Washington	5	0
Grant	0	0	Ohio	0	0	Wayne	24	2
Greene	9	0	Orange*	0	0	Wells*	5	0
Hamilton	15	3	Owen	1	0	White	1	0
Hancock	1	0	Parke	4	0	Whitley	5	1
Harrison*	0	0	Perry	0	0			
						Total	589	53

* County Jail Substance Abuse Programs

Source: Operational Support Services

Indiana Department of Correction
Table 7
Community Transition Program
Average Daily Populations

<u>Month</u>	<u>2008</u>	<u>2009</u>	<u>2010</u>	<u>2011</u>	<u>2012</u>
January	456	404	450	544	483
February	426	410	422	530	474
March	403	384	445	495	483
April	410	390	475	506	586
May	409	408	501	520	514
June	391	414	536	523	506
July	385	414	577	534	520
August	420	400	614	509	511
September	400	429	568	497	502
October	404	450	572	454	501
November	417	452	578	468	-
December	<u>407</u>	<u>458</u>	<u>560</u>	<u>479</u>	-
YEARLY AVERAGE	411	417	525	505	508

Source: CTP Database and OIS Warmbody

Indiana Department Of Correction
Table 8
Community Transition Program
October 2012 Release Information

Total number of offenders eligible to be released during October 2012 =	624
Felony A and B total =	305
Felony C total =	193
Felony D total =	120
Murder =	6
Total number of offenders transitioned to counties for CTP =	173
By default (lack of response from judge)	
Felony A or B =	0
Felony C =	22
Felony D =	22
By approval by court order from judge	
Felony A or B =	82
Felony C =	29
Felony D =	18
Murder =	0
Total number of offenders transitioned to counties then returned to DOC due to refusal (court ordered denial upon receipt of offender) =	0
Total number of court ordered denials =	316
Felony A or B =	137
Felony C =	117
Felony D =	60
Murder =	2
Total number of Felony A or B denials by default (no response from judge) =	70
Total number of offenders who became ineligible after eligibility determined but prior to CTP commencement date (reasons include change in Earliest Possible Release Date, change in warrant status, released to probation or to parole, other miscellaneous) =	65
Felony A or B =	19
Felony C =	25
Felony D =	20
Murder =	1

Source: SAS - CTP2 Adms

Indiana Department of Correction
Table 9
Total Number of Felony Offenses
Committed to the Indiana Department of Correction
October 2012

OFFENSE - (Citation Code)	THE NUMBER OF OFFENSES			
	This Month		This Calendar Year	
	<u>Female</u>	<u>Male</u>	<u>Female</u>	<u>Male</u>
MURDER (35-42-1-1)	<u>0</u>	<u>5</u>	<u>3</u>	<u>84</u>
Sub-Total	0	5	3	84
CLASS A OFFENSES:				
Aiding, Inducing or Causing an Offense (35-41-2-4)	0	3	0	7
Arson (35-43-1-1)	0	0	0	3
Attempt to Commit a Felony (35-41-5-1)	0	3	6	45
Battery (35-42-2-1)	0	0	1	4
Battery Bodily Waste (35-42-2-6)	0	0	0	0
Battery Child w/Death (35-42-2-1(5))	0	0	0	0
Burglary (35-43-2-1)	0	2	0	25
Child Molesting (35-42-4-3)	0	20	4	173
Conspiracy (35-41-5-2)	1	2	2	20
Criminal Deviate Conduct (35-42-4-2)	0	3	1	11
Dealing Cocaine or Narcotic Drug (35-48-4-1)	4	16	17	115
Dealing Methamphetamine (35-48-4-1.1)	0	6	10	43
Dealing Sched I, II, or III Cntrl'd Sub (35-48-4-2)	7	1	13	18
Fail to Stop Accident w/Injury (9-26-1-1)	0	1	0	1
Kidnapping (35-42-3-2)	0	0	0	6
Neglect of a Dependent/Death (35-46-1-4)	0	0	2	1
Possession of Cocaine or Narcotic Drug (35-48-4-6)	0	0	0	9
Possession of Methamphetamine (35-48-4-6.1)	0	0	1	2
Rape (35-42-4-1)	0	2	0	21
Robbery (35-42-5-1)	0	4	1	36
Sexual Misconduct with a Minor (35-42-4-9)	0	0	0	1
Vicarious Sexual Gratification (35-42-4-5)	0	0	0	0
Voluntary Manslaughter (35-42-1-3)	<u>0</u>	<u>3</u>	<u>3</u>	<u>23</u>
Sub-Total	12	66	61	564

CLASS B OFFENSES:	THE NUMBER OF OFFENSES			
	This Month		This Calendar Year	
	Female	Male	Female	Male
Accident/Failure to Stop-Serious Inj/Death (9-26-1-8)	0	0	0	4
Aggravated Battery (35-42-2-1.5)	1	10	7	95
Aiding, Inducing or Causing an Offense (35-41-2-4)	2	8	7	61
Arson (35-43-1-1)	0	5	5	54
Attempt to Commit a Felony (35-41-5-1)	1	9	9	75
Battery (35-42-2-1)	0	3	5	24
Battery by Bodily Waste (35-42-2-6)	0	0	0	0
Burglary (35-43-2-1)	7	101	70	926
Carjacking (35-42-5-2)	0	6	3	31
Causing Suicide (35-42-1-2)	0	0	0	0
Child Molesting (35-42-4-3)	2	22	4	195
Child Solicitation (35-42-4-6)	0	0	0	2
Conspiracy (35-41-5-2)	3	11	28	108
Criminal Confinement (35-42-3-3)	1	13	3	87
Criminal Deviate Conduct (35-42-4-2)	0	5	0	48
Dangerous Control of a Handgun (35-47-10-6)	0	0	0	0
Dealing Cocaine or Narcotic Drug (35-48-4-1)	11	70	76	675
Dealing Methamphetamine (35-48-4-1.1)	7	43	90	349
Dealing Sched I, II, or III Cntrl'd Sub (35-48-4-2)	15	32	104	265
Dealing Sched IV Cntrl'd Sub (35-48-4-3)	0	0	2	4
Dealing Sched V Cntrl'd Sub (35-48-4-4)	0	0	0	0
Escape/Failure to Return (35-44-3-5)	0	0	2	3
Failure to Deposit Public Fund (5-13-14-3)	0	0	0	0
Felon in Possession of a Firearm (35-47-4-5)	0	18	1	191
Human Sexual Trafficking (35-42-3.5)	0	0	0	0
Incest (35-46-1-3)	0	2	2	12
Misappr. of Insurance Escrow Funds (35-43-9-7B2)	0	0	0	0
Neglect of a Dependent (35-46-1-4)	0	2	20	18
Operating Machine Gun/Bomb (35-47-5-9)	0	0	0	0
Operating Vehicle Intoxicated/Death (9-30-5-5)	1	1	3	10
Possession of Cocaine or Narcotic Drug (35-48-4-6)	4	7	19	76
Possession Methamphetamine (35-48-4-6.1)	1	2	7	35
Possession Sched IV Cntrl'd Sub (35-48-4-7)	0	0	0	3
Prisoner Poss. Dang Device/Material (35-44-3-9.5)	0	2	0	5
Promoting Prostitution, under 18 (35-45-4-4)	0	0	0	0
Rape (35-42-4-1)	0	5	0	58
Resisting Law Enforcement (35-44-3-3)	0	0	0	3
Robbery (35-42-5-1)	5	62	24	612
Service Provider Misconduct (35-44-1-5)	0	0	0	0
Sexual Misconduct with a Minor (35-42-4-9)	0	22	3	212
Stalking (35-45-10-5)	0	0	0	0
Vicarious Sexual Gratification (35-42-4-5)	0	0	1	1
Voluntary Manslaughter (35-42-1-3)	0	1	0	7
Sub-Total	61	462	495	4,249

CLASS C OFFENSES:	THE NUMBER OF OFFENSES			
	This Month		This Calendar Year	
	<u>Female</u>	<u>Male</u>	<u>Female</u>	<u>Male</u>
Aiding, Inducing or Causing an Offense (35-41-2-4)	1	1	7	35
Altered/Counterfeit Lotto Ticket (4-30-14-3)	0	0	0	0
Armor Piercing Handgun Ammo (35-47-5-11)	0	0	0	0
Arson (35-43-1-1)	0	0	1	2
Assisting a Criminal (35-44-3-2)	1	1	4	13
Attempt to Commit a Felony (35-41-5-1)	1	6	5	80
Auto Theft, Receiving Stolen Parts (35-43-4-2.5)	0	5	4	92
Battery (35-42-2-1)	2	34	32	385
Battery by Bodily Waste (35-42-2-6)	0	1	0	4
Bribery (35-44-1-1)	0	0	1	1
Burglary (35-43-2-1)	0	77	23	803
Carrying Handgun w/o License (35-47-2-23)	0	12	4	160
Check Fraud (35-43-5-12)	0	0	0	1
Child Exploitation (35-42-4-4)	0	2	0	14
Child Molesting (35-42-4-3)	0	36	1	307
Child Solicitation (35-42-4-6)	0	3	0	12
Conspiracy (35-41-5-2)	2	2	9	32
Contribute to Delinquency (35-46-1-8)	0	0	0	0
Controlled Substance Registration (35-48-4-14)	2	2	7	4
Corrupt Business Influence (35-45-6-2)	1	1	13	21
Criminal Confinement (35-42-3-3)	0	8	1	44
Criminal Mischief (35-43-1-2)	0	2	0	5
Criminal Recklessness (35-42-2-2)	0	8	1	63
Dangerous Control of a Handgun (35-47-10-6)	0	0	0	0
Dangerous Possession of a Handgun (35-47-10-5)	0	0	0	0
Deadly Weapon-Aircraft (35-47-6-1)	0	0	0	0
Dealing Cocaine or Narcotic Drug (35-48-4-1)	1	0	1	2
Dealing Marijuana, Hash Oil, or Hashish (35-48-4-10)	0	9	1	47

CLASS C (Cont.)
THE NUMBER OF OFFENSES

	This Month		This Calendar Year	
	<u>Female</u>	<u>Male</u>	<u>Female</u>	<u>Male</u>
Dealing/Poss. Look-Alike Subs (35-48-4-4.6)	0	0	2	18
Dealing Sched IV Controlled Substance (35-48-4-3)	0	4	16	33
Dealing Sched V Controlled Substance (35-48-4-4)	0	0	0	0
Destroy Handgun I.D. (35-47-2-18)	0	1	0	7
Disarm/Attempt to Disarm an Officer (35-44.1-3-2)	0	0	0	3
Driving After Forfeiture (9-12-3-2)	0	0	0	1
Driving Intoxicated/Death (9-11-2-5)	0	0	2	2
Driving Suspended/Death (9-24-19-4)	0	0	0	0
Escape/Failure to Return (35-44-3-5)	2	9	13	79
Explosive or Flammable Substance (35-47-5-1)	0	0	0	0
Failure to Register as a Sex Offender (5-2-12-9)	0	9	3	90
Failure to Stop Accident/Death (9-26-1-8)	1	0	2	5
Falsifying Info on a Gun Purchase (35-47-2-17)	0	0	0	1
Felon in Possession of a Firearm (35-47-4-5)	0	0	1	4
Feticide (35-42-1-6)	0	0	0	0
Firearm w/in One Mile of School (35-47-2-1)	0	9	1	68
Forged Prescription (16-6-8-3)	0	0	0	0
Forgery (35-43-5-2)	25	53	227	537
Fraud on Financial Institution (35-43-5-8)	1	3	10	37
Gang Intimidation (35-45-9-4)	0	0	0	0
Handgun Violation (35-47-2-7)	0	1	0	12
Home Improvement Fraud (35-43-6-13)	0	0	0	0
Incest (35-46-1-3)	0	0	2	17
Inmate Fraud (35-43-5-20)	0	0	0	1
Insurance Fraud (35-43-5-4.5)	1	0	3	0
Interference with Medical Services (35-42-2-8)	1	0	2	0
Intimidation (35-45-2-1)	2	7	6	50
Involuntary Manslaughter (35-42-1-4)	0	0	0	5
Loan Sharking (35-45-7-2)	0	0	0	0
Misappropriated Insurance Funds (35-43-9-7B1)	0	0	0	0
Money Laundering (35-45-15-5)	2	4	2	4
Neglect of a Dependent (35-46-1-4)	3	2	28	30
Non-Support of Dependent Child (35-46-1-5)	0	7	6	112
Obliterating Handgun I.D. (35-47-2-18)	0	0	0	0
Operating Vehicle-Habitual Violation (9-30-10-16)	0	1	1	1
Operating Vehicle w/Lifetime Suspension (9-30-10-17)	2	46	16	346
Operating Vehicle Intoxicated/Death (9-30-5-5)	0	3	1	9
Operating Vehicle Intoxicated/Injury (9-30-5-4)	0	3	2	13
Operating Vehicle-Schedule 1/Death (35-48-2-4)	0	0	0	0
Operating Vehicle Intoxicated/Minor present (9-30-5-3)	0	0	0	2
Permitting Child to Possess Firearm (35-47-10-7)	0	0	0	0
Possession of Cocaine or Narcotic Drug (35-48-4-6)	1	19	16	195
Possession of Controlled Substance (35-48-4-7)	1	7	18	61
Possession of Marijuana (35-48-4-11)	0	0	0	1
Possession of Precursors (35-48-4-14.5)	1	1	13	22
Possession/Use Legend Drug (16-42-19-27)	0	0	2	0
Possession of Legend Drug by Fraud (16-42-19-16)	0	0	2	0
Possession - Destruct Device (35-47.5-5-2)	0	0	0	1
Possession - Explosives/Convicted Felon (35-47.5-5-3)	0	0	0	0
Possession - Machine Gun or Bomb (35-47-5-8)	0	0	0	0
Possession Methamphetamine (35-48-4-6.1)	1	2	8	34
Possession - Sawed-Off Shotgun (35-47-5-4.1)	0	0	0	0
Possession - Syringe/Needle (16-42-19-18)	0	0	0	1
Promoting Prostitution (35-45-4-4)	1	1	2	2
Prisoner Poss. Dang Device/Material (35-44-3-9.5)	0	1	0	7
Reckless Homicide (35-42-1-5)	0	2	3	22
Reckless Driving Workzone Death (9-21-8-56)	0	0	0	0
Remove/Alter Original VIN # (9-18-8-12)	0	0	0	0
Resisting Law Enforcement (35-44.1-3-1)	0	0	0	6
Robbery (35-42-5-1)	3	29	16	303
Security Sale Fraud (23-2-1-12)	0	0	0	0
Sexual Battery (35-42-4-8)	0	0	0	0
Sexual Misconduct with a Minor (35-42-4-9)	0	16	4	144
Stalking (35-45-10-5)	0	3	0	22
Theft, Receiving Stolen Property (35-43-4-2)	0	1	6	10
Trafficking with an Inmate (35-44-3-9)	1	0	9	15
Transfer Contaminated Bodily Fluid (35-42-1-7)	0	0	0	0
Unlawfully Transacting Business as an Agent (23-2-1-8)	0	0	0	0
Vicarious Sexual Gratification (35-42-4-5)	0	0	0	1
Violation of Custody Order (35-42-3-4)	0	0	0	0
Welfare Fraud (35-43-5-7)	2	0	10	0
Sub-Total	62	454	570	4,461

CLASS D OFFENSES:	THE NUMBER OF OFFENSES			
	This Month		This Calendar Year	
	<u>Female</u>	<u>Male</u>	<u>Female</u>	<u>Male</u>
Abuse of a Corpse (35-45-11-2)	0	0	0	1
Accident/Failure to Stop (9-4-1-40)	0	0	0	3
Accident/Failure to Stop-Serious Inj/Death (9-26-1-8)	0	0	0	2
Aiding, Inducing or Causing an Offense (35-41-2-4)	0	0	8	33
Aid-Manufacture of Schedule 2 (35-48-4-2)	0	0	0	0
Animal Fight Contest (35-46-3-9)	0	0	0	0
Arson (35-43-1-1)	0	0	2	14
Assisting a Criminal (35-44-3-2)	1	1	6	15
Attempt to Commit a Felony (35-41-5-1)	2	13	24	150
Auto Theft, Receiving Stolen Parts (35-43-4-2.5)	4	17	24	252
Battery (35-42-2-1)	5	27	39	239
Battery by Bodily Waste (35-42-2-6)	1	3	9	41
Battery on Law Enforcement (35-42-2-1)	0	0	4	9
Bigamy (35-46-1-2)	0	0	0	0
Burglary (35-43-2-1)	0	0	2	1
Causing Suicide (35-42-1-2)	0	0	0	0
Cemetery Mischief (35-43-1-2.1)	0	0	0	0
Cheating at Gambling (4-33-10-2)	0	0	0	0
Check Deception (35-43-5-5)	0	0	0	0
Check Fraud (35-43-5-12)	5	7	18	43
Child Exploitation (35-42-4-4)	0	6	0	26
Child Molesting (35-42-4-3)	0	0	0	2
Child Pornography (35-42-4-4)	0	2	0	20
Child Seduction (35-42-4-7)	0	4	0	14
Child Solicitation (35-42-4-6)	0	0	0	18
Computer Tampering (35-43-1-4)	0	0	0	0
Conflict of Interest (35-44-1-3)	0	0	0	0

CLASS D (Cont.)**THE NUMBER OF OFFENSES**

	This Month		This Calendar Year	
	<u>Female</u>	<u>Male</u>	<u>Female</u>	<u>Male</u>
Conspiracy (35-41-5-2)	0	0	7	21
Controlled Substance Registration (35-48-4-14)	4	3	29	29
Conversion (35-43-4-3)	0	0	0	0
Criminal Confinement (35-42-3-3)	0	14	5	129
Criminal Deviate Conduct (35-42-4-2)	0	0	0	20
Criminal Gang Activity (35-45-9-3)	0	0	1	9
Criminal Mischief (35-43-1-2)	0	4	1	32
Criminal Recklessness (35-42-2-2)	2	16	19	134
Criminal Trespass (35-43-2-2)	0	5	7	48
Cruelty to Animals (35-46-3-12)	0	0	0	4
Cultivation of Marijuana (35-48-4-1)	0	1	1	3
Dealing Counterfeit Substance (35-48-4-5)	0	1	0	3
Dealing Marijuana, Hash Oil, or Hashish (35-48-4-10)	0	12	2	80
Dealing Paraphernalia (35-48-4-8.2)	0	0	0	0
Dealing Sched V Controlled Substance (35-48-4-4)	0	0	0	0
Dealing Subs. Represent as Cntrl'd Subs. (35-48-4-4.5)	0	0	0	3
Dealing - Sawed-Off Shotgun (35-47-5-4.1)	0	0	0	4
Disorderly Conduct (35-45-1-3)	0	0	0	1
Disposal Dead Animal (15-17-11-20)	0	0	0	0
Dispose Solid Waste (13-30-2-1)	0	0	0	0
Dissemination of Matter Harmful to Minor (35-49-3-3)	0	1	0	11
Domestic Battery (35-42-2-1.3)	2	40	12	302
Driving While Intoxicated (9-11-2-3)	0	18	21	149
Driving While Intoxicated/Injury (9-11-2-4)	0	0	0	0
Driving While Suspended/Oper Veh HTV (9-30-19-16)	0	3	3	23
Driving While Suspended/Restricted (9-24-18-5)	0	0	0	4
Dump Controlled Substance Waste (38-48-4-4.1)	0	1	1	7
Exploit Endangered Adult (35-46-1-12)	0	0	3	2
Failure to Appear (35-44-3-6)	0	3	2	12
Failure to Register as a Sex Offender (5-2-12-9)	0	30	0	192
Failure to Remit Money (6-3-4-8)	0	0	0	0
Failure to Remit Sales Tax (6-2.5-9-3)	0	0	0	1
Failure to Return to Lawful Detention (35-44-3-5)	5	32	44	237
Fail to Stop Accident w/Injury (9-26-1-1)	0	0	0	7
Failure to Warn Comm Disease (35-42-1-9)	0	0	0	12
False Reporting (35-44-2-2)	0	0	0	4
Forged Prescription (16-6-8-3)	0	0	0	0
Forgery (35-43-5-2)	1	0	7	13
Fraud (35-43-5-4)	7	10	44	77
Fraud on Financial Institution (35-43-5-8)	0	0	1	0
Ghost Employment (35-44-2-4)	0	0	0	1
Handgun Violation (35-47-2-1)	0	0	0	1
Hazardous Waste Activities (13-30-6-3)	0	0	0	0
Home Improvement Fraud (35-43-6-12)	0	0	0	3
Home Improvement Fraud/Enhanced (35-43-6-13)	0	0	0	0
Identity Deception (35-43-5-3.5)	1	3	17	34
Illegal Possession of Firearm - Prior Felon (35-47-4-4)	0	0	0	0
Illegal Possession of VIN Plate (9-18-8-15)	0	0	0	0

CLASS D (Cont.)**THE NUMBER OF OFFENSES**

	This Month		This Calendar Year	
	<u>Female</u>	<u>Male</u>	<u>Female</u>	<u>Male</u>
Impersonation of a Public Servant (35-44-2-3)	0	0	0	5
Incest (35-46-1-3)	0	0	0	0
Income Tax Evasion (6-3-6-11)	1	0	2	1
Intimidation (35-45-2-1)	1	27	9	187
Invasion of Privacy (35-46-1-15.1)	0	14	5	67
Involuntary Manslaughter (35-42-1-4)	0	0	0	0
Leaving Scene of Accident (9-4-1-42)	0	0	0	0
Loan Sharking (35-45-7-2)	0	0	0	1
Maintaining a Common Nuisance (35-48-4-13)	8	11	51	143
Manufacture Paraphernalia (35-48-4-8.1)	0	0	0	1
Medicaid Fraud (35-43-5-7.1)	0	0	0	0
Money Laundering (35-45-15-5)	0	0	0	1
Moving Body from Scene of Death (36-2-14-17)	0	0	1	1
Neglect of a Dependent (35-46-1-4)	6	5	57	44
Non-Support of a Child (35-46-1-5)	1	12	6	116
Non-Support of a Spouse (35-46-1-6)	0	0	0	0
Obscene Performance (35-49-3-2)	0	0	0	0
Obstruction of Justice (35-44-3-4)	0	7	7	21
Odometer Tampering (9-19-9-2)	0	0	0	0
Official Misconduct (5-13-14-3)	0	0	0	1
Operating Vehicle-Habitual Violation (9-30-10-16)	2	41	30	242
Operating Vehicle Intoxicated (9-11-2-3)	0	0	0	1
Operating Vehicle Intoxicated-Contrlld Sub (9-30-5-1)	2	1	2	14
Operating Vehicle Intoxicated-Endanger (9-30-5-2)	3	29	48	234
Operating Vehicle Intoxicated-Injury (9-22-2-4)	0	2	0	21
Operating Vehicle Intoxicated-Prior (9-30-5-3)	16	67	119	547
Operating Vehicle Intoxicated-Serious Injury (9-30-5-4)	0	0	0	0
Perjury (35-44-2-1)	0	0	1	3
Pointing a Firearm (35-47-4-3)	0	2	1	28
Poisoning (35-45-3-1)	0	0	0	0
Possession of Anabolic Steroid (IC 16-42-19-19)	0	0	0	2
Possession of Cocaine or Narcotic Drug (35-48-4-6)	14	45	88	386
Possession of Controlled Substance (35-48-4-7)	20	59	180	509
Possession of Controlled Substance Tax (6-7-3-11)	0	2	0	16
Poss. of Marijuana, Hash Oil, or Hashish (35-48-4-11)	4	50	31	466
Possession of Marijuana Subst Tax (6-7-3-11)	0	0	1	12
Possession of Methamphetamine (35-48-4-6.1)	9	20	75	167
Possession of Methamp Subst Tax (6-7-3-11-B)	2	1	28	88
Possession of Paraphernalia (35-48-4-8.3)	7	4	40	60
Possession of Precursors (35-48-4-14.5)	6	10	35	118
Possession of Presc/Aleg Drug (35-48-3-9)	0	4	17	24
Possession/Use of Legend Drug (16-42-19-13)	3	3	6	13
Possession - Firearm-School Property (35-47-9-2)	0	1	0	3
Possession - Handgun w/o License (35-47-2-23)	0	0	0	0
Possession - Sawed-Off Shotgun (35-47-5-4.1)	0	0	0	1
Possession - Syringe/Needle (16-42-19-18)	2	10	25	50
Possession Vehicle w/Altered or Removed ID (9-1-5-1)	0	0	0	0
Prescription Fraud (35-43-5-1)	0	0	2	2
Profiting from Adoption (35-46-1-9)	0	0	0	1
Promoting Professional Gambling (35-45-5-4)	0	0	0	0
Prostitution (35-45-4-2)	10	2	63	6

CLASS D (Cont.)

THE NUMBER OF OFFENSES

	This Month		This Calendar Year	
	<u>Female</u>	<u>Male</u>	<u>Female</u>	<u>Male</u>
Public Indecency (35-45-4-1)	0	1	1	11
Public Intoxication (7-15-1-3)	0	0	0	0
Rape (35-42-4-1)	0	0	0	0
Residential Entry (35-43-2-1.5)	0	22	15	221
Resisting Law Enforcement (35-44-3-3)	3	68	31	493
Rioting (35-45-1-2)	0	0	0	0
Sale, Dist, or Exhibit of Obscene Material (35-49-3-1)	0	0	0	1
Sale of Legend Drug (16-42-19-11)	0	0	1	1
Sexual Battery (35-42-4-8)	0	7	0	69
Sexual Misconduct (35-44-1-5)	0	0	0	3
Sexual Misconduct with a Minor (35-42-4-9)	1	2	3	16
Sex Offender Residency Restrictions (35-42-4-11)	0	0	0	8
Sex Offender without Identification (11-8-8-15)	0	0	0	5
Sex Predator Job near Children (35-42-4-10)	0	0	0	1
Stalking (35-45-10-5)	0	0	1	5
Strangulation (35-42-2-9)	0	25	2	147
Theft, Receiving Stolen Property (35-43-4-2)	81	298	736	2749
Trafficking with an Inmate (35-44-3-9)	0	0	0	0
Unlawful Delivery of Confiscated Firearm (35-47-3-4)	0	0	0	0
Unlawful Use of Body Armor (35-47-5-13)	0	0	0	2
Unlawful Use of Stun Gun (35-47-8-5)	0	0	0	0
Use of Stun Gun (35-47-8-5)	0	0	0	0
Uttering Forged Prescription (16-42-19-26)	0	0	0	0
Vicarious Sexual Gratification (35-42-4-5)	0	0	0	7
Violation-1935 Firearms (35-47-5-4.1)	0	0	0	5
Violation of Custody Order (35-42-3-4)	0	0	0	1
Violation of Fuel Statute (6-6-4.1-18)	0	0	0	0
Visit Place Unlawfully Selling Alcohol (7.1-5-10-21)	0	0	0	0
Vote in Other Precinct (3-14-2-11)	0	0	0	0
Voyeurism (35-45-4-5)	0	0	0	8
Welfare Fraud (35-43-5-7)	<u>1</u>	<u>0</u>	<u>3</u>	<u>0</u>
Sub-Total	243	1,129	2,086	9,851

HABITUAL OFFENSES:

Habitual Offender (35-50-2-8)	0	0	0	7
Habitual Offender Controlled Substance (35-50-2-10)	0	0	0	0
Habitual Offender Substance Abuse (35-50-2-10)	0	2	2	22
Habitual Offender Traffic Laws (9-30-10-4)	<u>0</u>	<u>0</u>	<u>0</u>	<u>1</u>
Sub-Total	0	2	2	30

GRAND TOTAL NUMBER OF OFFENSES	378	2,118	3,217	19,239
---------------------------------------	------------	--------------	--------------	---------------

Note: Offense data may not be available for all offenders at the time this table was prepared.

The original committing offenses for technical parole violators and technical Community Transition Program violators are reported on this table.

Source: SAS - admoffenses7.pgm

Indiana Department of Correction
Table 10
Number of Felons by Most Serious Offense
Committed to the Indiana Department of Correction

October 2012

MOST SERIOUS OFFENSE - (Citation Code)	THE NUMBER OF FELONS			
	This Month		This Calendar Year	
	<u>Female</u>	<u>Male</u>	<u>Female</u>	<u>Male</u>
MURDER (35-42-1-1)	<u>0</u>	<u>5</u>	<u>2</u>	<u>71</u>
Sub-Total	0	5	2	71
CLASS A OFFENSES:				
Aiding, Inducing or Causing an Offense (35-41-2-4)	0	0	0	0
Burglary	0	0	0	0
Child Molesting	0	0	0	1
Dealing Cocaine or Narcotic Drug	0	0	0	0
Dealing Methamphetamine	0	1	0	1
Murder	0	2	0	4
Robbery	0	0	0	1
Voluntary Manslaughter	0	0	0	0
Arson (35-43-1-1)	0	0	0	2
Attempt to Commit a Felony (35-41-5-1)	0	0	0	0
Battery	0	0	0	0
Burglary	0	0	0	0
Child Molesting	0	1	0	5
Dealing Methamphetamine	0	0	0	0
Murder	0	1	3	21
Rape	0	0	0	1
Residential Entry	0	0	0	0
Robbery	0	0	3	4
Theft, Receiving Stolen Property	0	0	0	0
Voluntary Manslaughter	0	0	0	1
Battery (35-42-2-1)	0	0	1	4
Battery Bodily Waste (35-42-2-6)	0	0	0	0
Battery Child w/Death (35-42-2-1(5))	0	0	0	0
Burglary (35-43-2-1)	0	2	0	18
Child Molesting (35-42-4-3)	0	12	3	110
Conspiracy (35-41-5-2)	0	0	0	0
Arson	0	0	0	0
Burglary	0	0	0	0
Carjacking	0	0	0	0
Child Molesting	0	0	0	0
Dealing Cocaine or Narcotic Drug	1	2	1	6
Dealing Methamphetamine	0	0	0	0
Forgery	0	0	0	0
Kidnapping	0	0	0	1
Murder	0	0	1	5
Robbery	0	0	0	2
Criminal Deviate Conduct (35-42-4-2)	0	1	1	6
Dealing Cocaine or Narcotic Drug (35-48-4-1)	3	15	16	101
Dealing Methamphetamine (35-48-4-1.1)	0	5	9	39
Dealing Sched I, II, or III Cntrl'd Sub (35-48-4-2)	3	1	9	14
Fail to Stop Accident w/Injury (9-26-1-1)	0	0	0	0
Kidnapping (35-42-3-2)	0	0	0	2
Neglect of a Dependent/Death (35-46-1-4)	0	0	2	1
Possession of Cocaine or Narcotic Drug (35-48-4-6)	0	1	0	10
Possession of Methamphetamine (35-48-4-6.1)	0	0	1	2
Rape (35-42-4-1)	0	2	0	18
Robbery (35-42-5-1)	0	3	1	26
Sexual Misconduct with a Minor (35-42-4-9)	0	0	0	1
Vicarious Sexual Gratification (35-42-4-5)	0	0	0	0
Voluntary Manslaughter (35-42-1-3)	0	3	3	23
Sub-Total	7	52	54	430

CLASS B OFFENSES:	THE NUMBER OF FELONS			
	This Month		This Calendar Year	
	Female	Male	Female	Male
Accident/Failure to Stop-Serious Inj/Death (9-26-1-8)	0	0	0	4
Aggravated Battery (35-42-2-1.5)	1	9	7	78
Aiding, Inducing or Causing an Offense (35-41-2-4)	0	0	0	0
Aggravated Battery	0	0	0	0
Arson	0	0	0	1
Burglary	1	3	2	15
Carjacking	0	0	0	0
Dealing Cocaine or Narcotic Drug	0	0	0	2
Dealing Methamphetamine	1	1	2	6
Dealing Sched I, II, or III Cntrl'd Sub	0	0	1	2
Possession of Cocaine or Narcotic Drug	0	0	0	0
Possession of Methamp Subst Tax	0	0	0	0
Rape	0	0	0	1
Robbery	0	1	0	8
Sexual Misconduct with a Minor	0	0	0	0
Arson (35-43-1-1)	0	4	4	38
Attempt to Commit a Felony (35-41-5-1)	0	0	0	1
Aggravated Battery	0	0	0	3
Arson	0	0	1	2
Battery	0	0	0	1
Burglary	0	2	0	6
Carjacking	0	0	0	2
Child Molesting	0	0	0	1
Criminal Confinement	0	0	0	0
Criminal Deviate Conduct	0	1	0	4
Dealing Cocaine or Narcotic Drug	0	0	1	2
Dealing Methamphetamine	1	0	4	5
Dealing Sched I, II, or III Cntrl'd Sub	0	0	0	1
Escape	0	0	0	0
Incest	0	0	0	1
Murder	0	0	0	0
Rape	0	0	0	0
Robbery	0	5	2	22
Sexual Misconduct with a Minor	0	1	0	3
Voluntary Manslaughter	0	0	0	0
Battery (35-42-2-1)	0	3	5	19
Battery by Bodily Waste (35-42-2-6)	0	0	0	0
Burglary (35-43-2-1)	6	75	56	674
Carjacking (35-42-5-2)	0	5	2	25
Causing Suicide (35-42-1-2)	0	0	0	0
Child Molesting (35-42-4-3)	2	19	4	170
Child Solicitation (35-42-4-6)	0	0	0	1
Conspiracy (35-41-5-2)	0	0	0	0
Aggravated Battery	0	0	0	1
Arson	0	0	0	0
Burglary	0	2	2	10
Dealing Cocaine or Narcotic Drug	0	3	1	24
Dealing Methamphetamine	1	3	13	25
Dealing Sched I, II, or III Cntrl'd Sub	2	1	6	8
Murder	0	0	0	0
Possess Cocaine or Narcotic Drug	0	0	1	0
Robbery	0	1	4	15
Consumer Product Tampering (35-45-8-1)	0	0	0	0
Criminal Confinement (35-42-3-3)	1	3	3	39
Criminal Deviate Conduct (35-42-4-2)	0	3	0	33
Dangerous Control of a Handgun (35-47-10-6)	0	0	7	0
Dealing Cocaine or Narcotic Drug (35-48-4-1)	9	55	61	536
Dealing Methamphetamine (35-48-4-1.1)	7	39	79	310
Dealing Sched I, II, or III Cntrl'd Sub (35-48-4-2)	12	29	89	227
Dealing Sched IV Cntrl'd Sub (35-48-4-3)	0	0	0	3
Dealing Sched V Cntrl'd Sub (35-48-4-4)	0	0	0	0
Escape/Failure to Return (35-44-3-5)	0	0	2	2
Failure to Deposit Public Fund (5-13-14-3)	0	0	0	0
Felon in Possession of a Firearm (35-47-4-5)	0	16	1	146
Human Sexual Trafficking (35-42-3.5)	0	0	0	0
Incest (35-46-1-3)	0	1	0	8
Misappr. of Insurance Escrow Funds (35-43-9-7B2)	0	0	0	0
Neglect of a Dependent (35-46-1-4)	0	2	17	12
Operating Machine Gun/Bomb (35-47-5-9)	0	0	0	0
Operating Vehicle Intoxicated/Death (9-30-5-5)	1	1	3	9
Possession of Cocaine or Narcotic Drug (35-48-4-6)	3	5	17	60
Possession Methamphetamine (35-48-4-6.1)	1	1	6	28
Possession Sched IV Cntrl'd Sub (35-48-4-7)	0	0	0	3
Prisoner Poss. Dang. Device/Material (35-44-3-9.5)	0	2	0	4
Promoting Prostitution, under 18 (35-45-4-4)	0	0	0	0
Rape (35-42-4-1)	0	4	0	46
Resisting Law Enforcement (35-44-3-3)	0	0	0	1
Robbery (35-42-5-1)	5	45	22	429
Sexual Misconduct with a Minor (35-42-4-9)	0	17	3	139
Service Provider Misconduct (35-44-1-5)	0	0	0	0
Stalking (35-45-10-5)	0	0	0	0
Vicarious Sexual Gratification (35-42-4-5)	0	0	1	0
Voluntary Manslaughter (35-42-1-3)	0	1	0	7
Sub-Total	54	363	429	3,223

CLASS C OFFENSES:	THE NUMBER OF FELONS			
	This Month		This Calendar Year	
	Female	Male	Female	Male
Aiding, Inducing or Causing an Offense (35-41-2-4)	0	0	0	0
Aggravated Battery	0	0	0	0
Battery	0	0	0	3
Burglary	1	0	3	6
Child Exploitation	0	0	0	1
Child Molesting	0	0	0	2
Criminal Confinement	0	0	0	0
Criminal Recklessness	0	0	0	0
Dealing Cocaine or Narcotic Drug	0	0	0	0
Dealing Marijuana	0	0	0	0
Dealing a Schedule IV Substance	0	0	0	0
Escape	0	0	0	0
Forgery	0	0	0	2
Fraud on Financial Institution	0	0	0	0
Intimidation	0	0	0	0
Possession of Coke/Narcotics	0	0	0	0
Possession of Precursors	0	0	0	0
Possession of a Schedule V Substance	0	0	0	0
Reckless Homicide	0	0	0	0
Robbery	0	1	3	10
Security Sale Fraud	0	0	0	0
Sexual Misconduct with a Minor	0	0	0	0
Trafficking with an Inmate	0	0	0	1
Altered/Counterfeit Lotto Ticket (4-30-14-3)	0	0	0	0
Armor Piercing Handgun Ammo (35-47-5-11)	0	0	0	0
Arson (35-43-1-1)	0	0	1	1
Assisting a Criminal (35-44-3-2)	1	1	3	12
Attempt to Commit a Felony (35-41-5-1)	0	0	0	0
Aggravated Battery	0	0	0	0
Arson	0	0	0	0
Auto Theft, Receiving Stolen Parts	0	0	0	0
Battery	0	0	0	5
Burglary	0	1	1	12
Child Exploitation	0	0	0	2
Child Molesting	0	0	0	0
Controlled Substance Regist	0	0	0	0
Criminal Confinement	0	0	0	0
Criminal Deviate Conduct	0	0	0	0
Dealing Cocaine or Narcotic Drug	0	0	0	0
Dealing Marijuana/Hash	0	0	0	0
Dealing Meth	0	0	0	0
Dealing Sched I, II, or III Cntrld Sub	0	0	0	0
Disarming a Law Enforcement Officer	0	0	0	1
Forged Prescription	0	0	0	1
Escape	0	3	0	4
Forgery	0	0	1	2
Fraud on Financial Institution	1	0	1	0
Incest	0	0	0	0
Murder	0	0	0	0
Possession of Cocaine or Narcotic Drug	0	0	0	0
Possession of a Controlled Substance	0	0	0	0
Possession/Use of Legend Drug	0	0	0	0
Rape	0	0	0	0
Robbery	0	1	1	17
Sexual Misconduct with a Minor	0	0	0	3
Trafficking with an Inmate	0	0	1	0
Auto Theft, Receiving Stolen Parts (35-43-4-2.5)	0	4	4	62
Battery (35-42-2-1)	2	31	27	296
Battery by Bodily Waste (35-42-2-6)	0	1	0	2
Bribery (35-44-1-1)	0	0	1	0
Burglary (35-43-2-1)	0	57	21	560
Carrying Handgun w/o License (35-47-2-23)	0	8	4	117
Causing Suicide (35-42-1-2)	0	0	0	0
Check Fraud (35-43-5-12)	0	0	0	1
Child Exploitation (35-42-4-4)	0	1	0	9
Child Molesting (35-42-4-3)	0	26	1	190
Child Solicitation (35-42-4-6)	0	2	0	9
Conspiracy (35-41-5-2)	0	0	0	0
Aggravated Battery	0	0	0	0
Arson	0	0	0	0
Battery	0	0	1	1
Bribery	0	0	0	0
Burglary	0	0	1	3
Criminal Recklessness	0	0	0	1
Dealing Cocaine or Narcotic Drug	0	0	0	0
Dealing a Look-alike Substance	0	1	0	2
Dealing a Schedule I, II, or III Substance	0	0	0	1
Dealing a Schedule IV Substance	0	1	0	2
Dealing Marijuana/Hash	0	0	0	2
Forgery	0	0	1	3
Fraud on Financial Institution	0	0	0	0
Insurance Fraud	0	0	0	0
Murder	0	0	0	0
Possession of Cocaine or Narcotic Drug	0	0	1	0
Possession of Precursors	0	0	0	0
Robbery	0	0	0	4
Trafficking with an Inmate	0	0	0	1
Welfare Fraud	0	0	0	0
Contribute to Delinquency (35-46-1-8)	0	0	0	0
Controlled Substance Registration (35-48-4-14)	2	1	6	1
Corrupt Business Influence (35-45-6-2)	1	0	10	16
Criminal Confinement (35-42-3-3)	0	6	1	33
Criminal Mischief (35-43-1-2)	0	2	0	2
Criminal Recklessness (35-42-2-2)	0	5	1	42
Dangerous Control of a Handgun (35-47-10-6)	0	0	0	0
Dangerous Possession of a Handgun (35-47-10-5)	0	0	0	0
Deadly Weapon-Aircraft (35-47-6-1)	0	0	0	0

CLASS C (Cont.)

THE NUMBER OF FELONS

	This Month		This Calendar Year	
	<u>Female</u>	<u>Male</u>	<u>Female</u>	<u>Male</u>
Dealing Cocaine or Narcotic Drug (35-48-4-1)	1	0	1	1
Dealing Marijuana, Hash Oil, or Hashish (35-48-4-10)	0	7	1	37
Dealing/Poss Look-Alike Subs (35-48-4-4.6)	0	0	2	13
Dealing Sched IV Controlled Substance (35-48-4-3)	0	3	12	23
Dealing Sched V Controlled Substance (35-48-4-4)	0	0	0	0
Destroy Handgun I.D. (35-47-2-18)	0	1	0	3
Disarm/Attempt to Disarm an Officer (35-44.1-3-2)	0	0	0	1
Driving After Forfeiture (9-12-3-2)	0	0	0	0
Driving Intoxicated/Death (9-11-2-5)	0	0	2	2
Driving Suspended/Death (9-24-19-4)	0	0	0	0
Escape/Failure to Return (35-44-3-5)	1	6	9	42
Explosive or Flammable Substance (35-47-5-1)	0	0	0	0
Failure to Register as a Sex Offender (5-2-12-9)	0	9	2	80
Failure to Stop Accident/Death (9-26-1-8)	1	0	2	3
Felon in Possession of a Firearm (35-47-4-5)	0	0	1	4
Feticide (35-42-1-6)	0	0	0	0
Firearm w/in One Mile of School (35-47-2-1)	0	5	1	46
Forged Prescription (16-6-8-3)	0	0	0	0
Forgery (35-43-5-2)	20	31	157	306
Fraud on Financial Institution (35-43-5-8)	1	2	6	16
Gang Intimidation (35-45-9-4)	0	0	0	0
Handgun Violation (35-47-2-7)	0	1	0	5
Home Improvement Fraud (35-43-6-13)	0	0	0	0
Incest (35-46-1-3)	0	0	2	11
Inmate Fraud (35-42-5-20)	0	0	0	1
Insurance Fraud (35-43-5-4.5)	1	0	2	0
Interference with Medical Services (35-42-2-8)	1	0	2	0
Intimidation (35-45-2-1)	1	3	5	32
Involuntary Manslaughter (35-42-1-4)	0	0	0	4
Loan Sharking (35-45-7-2)	0	0	0	0
Misappropriated Insurance Funds (35-43-9-7B1)	0	0	0	0
Money Laundering (35-45-15-5)	2	4	2	4
Neglect of a Dependent (35-46-1-4)	2	1	12	11
Non-Support of Dependent Child (35-46-1-5)	0	6	6	95
Operating Vehicle w/Lifetime Suspension (9-30-10-17)	2	32	13	273
Operating Vehicle Intoxicated/Death (9-30-5-5)	0	3	1	8
Operating Vehicle-Habitual Violation (9-30-10-16)	0	1	0	1
Operating Vehicle Intoxicated/Injury (9-30-5-4)	0	2	1	10
Operating Vehicle Intox.-w/ Minor & Prior (9-30-5-3)	0	0	0	1
Operating Vehicle-Schedule 1/Death (35-48-2-4)	0	0	0	0
Permitting Child to Possess Firearm (35-47-10-7)	0	0	0	0
Possession of Cocaine or Narcotic Drug (35-48-4-6)	1	13	15	123
Possession of Controlled Substance (35-48-4-7)	1	5	11	47
Possession of Legend Drug by Fraud (16-42-19-16)	0	0	2	0
Possession of Marijuana (35-48-4-11)	0	0	0	1
Possession of Methamphetamine (35-48-4-6.1)	1	1	7	23
Possession of Precursors (35-48-4-14.5)	0	1	8	15
Possession - Syringe/Needle (16-42-19-18)	0	0	0	1
Possession/Use Legend Drug (16-42-19-27)	0	0	0	0
Possession - Destruct Device (35-47.5-5-2)	0	0	0	1
Possession - Explosives/Convicted Felon (35-47.5-5-3)	0	0	0	0
Possession - Machine Gun or Bomb (35-47-5-8)	0	0	0	0
Possession - Sawed-Off Shotgun (35-47-5-4.1)	0	0	0	0
Promoting Prostitution (35-45-4-4)	1	0	2	1
Prisoner Poss Dang Device/Material (35-44-3-9.5)	0	0	0	1
Reckless Homicide (35-42-1-5)	0	2	1	19
Reckless Driving Workzone Death (9-21-8-56)	0	0	0	0
Remove/Alter Original VIN # (9-18-8-12)	0	0	0	0
Resisting Law Enforcement (35-44.1-3-1)	0	0	0	6
Robbery (35-42-5-1)	3	23	15	222
Security Sale Fraud (23-2-1-12)	0	0	0	0
Sexual Battery (35-42-4-8)	0	0	0	0
Sexual Misconduct with a Minor (35-42-4-9)	0	9	3	98
Stalking (35-45-10-5)	0	2	0	19
Theft, Receiving Stolen Property (35-43-4-2)	0	1	4	7
Trafficking with an Inmate (35-44-3-9)	1	0	9	11
Transfer Contaminated Bodily Fluid (35-42-1-7)	0	0	0	0
Unlawful Transaction as Agent (23-2-1-8)	0	0	0	0
Vicarious Sexual Gratification (35-42-4-5)	0	0	0	0
Violation of Custody Order (35-42-3-4)	0	0	0	0
Welfare Fraud (35-43-5-7)	2	0	10	0
Sub-Total	51	327	424	3,073

CLASS D OFFENSES:	THE NUMBER OF FELONS			
	This Month		This Calendar Year	
	Female	Male	Female	Male
Abuse of a Corpse (35-45-11-1)	0	0	0	0
Accident/Failure to Stop (9-4-1-40)	0	0	0	2
Accident/Failure to Stop-Serious Inj/Death (9-26-1-8)	0	0	0	2
Aiding, Inducing or Causing an Offense (35-41-2-4)	0	0	0	0
Aggravated Battery	0	0	0	0
Arson	0	0	0	0
Auto Theft, Receiving Stolen Parts	0	0	1	0
Battery	0	0	0	1
Burglary	0	0	0	0
Carjacking	0	0	0	0
Controlled Substance Registration	0	0	0	0
Criminal Recklessness	0	0	0	0
Dealing Cocaine or Narcotic Drug	0	0	0	0
Dealing Sched I, II, or III Cntrld Sub	0	0	0	0
Escape	0	0	0	0
Forgery	0	0	0	0
Mischief	0	0	0	1
Maintaining a Common Nuisance	0	0	0	1
Possession of Controlled Substance	0	0	0	0
Possession of Marijuana/Hash	0	0	0	1
Prescription Fraud	0	0	0	1
Residential Entry	0	0	0	5
Robbery	0	0	0	0
Theft, Receiving Stolen Property	0	0	2	10
Trafficking with an Inmate	0	0	0	0
Aid-Manufacture of Schedule 2 (35-48-4-2)	0	0	0	0
Animal Fight Contest (35-46-3-9)	0	0	0	0
Arson (35-43-1-1)	0	0	1	9
Assisting a Criminal (35-44-3-2)	1	1	4	10
Attempt to Commit a Felony (35-41-5-1)	0	0	0	0
Aggravated Battery	0	0	0	0
Arson	0	0	0	0
Auto Theft, Receiving Stolen Parts	0	0	2	2
Battery	0	0	0	0
Battery with Bodily Waste	1	0	1	0
Burglary	0	0	0	0
Check Fraud	0	0	0	3
Child Exploitation	0	0	0	0
Child Molesting	0	0	0	0
Controlled Substance Registration	0	0	4	3
Criminal Confinement	0	0	0	1
Cultivation of Marijuana	0	0	0	0
Dealing Cocaine or Narcotic Drug	0	0	0	0
Criminal Deviate Behavior	0	0	0	0
Dealing Methamphetamine	0	0	0	0
Dealing Sched I, II, or III Cntrld Sub	0	0	0	0
Escape	0	0	0	0
Forgery	0	0	0	0
Fraud	0	1	0	3
Murder	0	0	0	0
Obstruction of Justice	0	0	0	1
Possession of Cocaine or Narcotic Drug	0	0	0	0
Possession of Controlled Substance	0	0	0	0
Possession of Marijuana/Hash	0	0	0	1
Possession of Methamp Substance Tax	0	0	0	1
Possession of Controlled Substance Tax	0	0	0	0
Possession/Use of Legend Drug	0	0	0	0
Possession of Prescription/Aleg Drug	0	0	0	2
Sex Predator Job Near Child	0	0	0	0
Sexual Misconduct	0	0	0	0
Prescription Fraud	0	0	0	1
Rape	0	0	0	0
Residential Entry	0	0	1	3
Robbery	0	0	0	0
Theft, Receiving Stolen Property	1	3	5	46
Trafficking with an Inmate	0	0	0	0
Auto Theft, Receiving Stolen Parts (35-43-4-2.5)	2	12	20	134
Battery (35-42-2-1)	2	10	24	146
Battery by Bodily Waste (35-42-2-6)	0	1	6	24
Battery on Law Enforcement (35-42-2-1)	0	0	3	5
Bigamy (35-46-1-2)	0	0	0	0
Burglary (35-43-2-1)	0	0	1	0
Causing Suicide (35-42-1-2)	0	0	0	0
Cemetery Mischief (35-43-1-2.1)	0	0	0	0
Cheating at Gambling (4-33-10-2)	0	0	0	0
Check Deception (35-43-5-5)	0	0	0	0
Check Fraud (35-43-5-12)	2	4	10	21
Child Exploitation (35-42-4-4)	0	2	0	9
Child Molesting (35-42-4-3)	0	0	0	1
Child Pornography (35-42-4-4)	0	1	0	8
Child Seduction (35-42-4-7)	0	1	0	6
Child Solicitation (35-42-4-6)	0	0	0	5
Computer Tampering (35-43-1-4)	0	0	0	0
Conflict of Interest (35-44-1-3)	0	0	0	0

CLASS D (Cont.)	THE NUMBER OF FELONS			
	This Month		This Calendar Year	
	Female	Male	Female	Male
Conspiracy (35-41-5-2)	0	0	0	0
Aggravated Battery	0	0	0	0
Arson	0	0	0	0
Battery	0	0	0	0
Burglary	0	0	0	0
Child Molesting	0	0	0	0
Cultivation of Marijuana	0	0	0	0
Dealing Cocaine or Narcotic Drug	0	0	0	0
Dealing a Look-a-like	0	0	0	0
Dealing Marijuana, Hash Oil, or Hashish	0	0	0	0
Dealing Methamphetamine	0	0	0	0
Dealing Sched I, II, or III Cntrld Sub	0	0	0	0
Dealing Subst. Repr. As Cntrld Sub	0	0	0	0
Forgery	0	0	0	0
Fraud	0	0	0	0
Murder	0	0	0	0
Possession of Controlled Substance	0	0	1	0
Possession of Cocaine or Narcotic Drug	0	0	0	2
Possession of Precursors	0	0	0	0
Profit from Adoption	0	0	0	1
Robbery	0	0	0	0
Intimidation	0	0	0	0
Theft, Receiving Stolen Property	0	0	3	7
Trafficking with an Inmate	0	0	0	0
Consumer Product Tampering (35-45-8-3)	0	0	0	0
Controlled Substance Registration (35-48-4-14)	1	2	16	16
Conversion (35-43-4-3)	0	0	0	0
Criminal Confinement (35-42-3-3)	0	6	2	59
Criminal Deviate Conduct (35-42-4-2)	0	0	0	0
Criminal Gang Activity (35-45-9-3)	0	0	1	3
Criminal Mischief (35-43-1-2)	0	3	0	11
Criminal Recklessness (35-42-2-2)	1	9	16	100
Criminal Trespass (35-43-2-2)	0	5	5	36
Cruelty to Animals (35-46-3-12)	0	0	0	1
Cruelty to Law Enforcement Animal (35-46-3-11)	0	0	0	0
Cultivation of Marijuana (35-48-4-1)	0	0	1	2
Dealing Counterfeit Substance (35-48-4-5)	0	0	0	0
Dealing Marijuana, Hash Oil, or Hashish (35-48-4-10)	0	7	1	49
Dealing Paraphernalia (35-48-4-8.2)	0	0	0	0
Dealing Sched V Controlled Substance (35-48-4-4)	0	0	0	0
Dealing Subs. Represent as Cntrld Subs. (35-48-4-4.5)	0	0	0	3
Dealing - Sawed-Off Shotgun (35-47-5-4.1)	0	0	0	2
Disorderly Conduct (35-45-1-3)	0	0	0	1
Disposal Dead Animal (15-17-11-20)	0	0	0	0
Dispose Solid Waste (13-30-2-1)	0	0	0	0
Dissemination of Matter Harmful to Minor (35-49-3-3)	0	0	0	2
Domestic Battery (35-42-2-1.3)	1	29	9	220
Driving While Intoxicated (9-11-2-3)	0	13	20	109
Driving While Intoxicated/Injury (9-11-2-4)	0	0	0	0
Driving While Suspended/Oper Veh HTV (9-30-19-16)	0	1	2	10
Driving While Suspended/Restricted (9-24-18-5)	0	0	0	2
Dump Controlled Substance Waste (38-48-4-4.1)	0	0	0	4
Exploit Endangered Adult (35-46-1-12)	0	0	2	1
Failure to Appear (35-44-3-6)	0	1	0	4
Failure to Register as a Sex Offender (5-2-12-9)	0	15	0	102
Failure to Remit Money (6-3-4-8)	0	0	0	0
Failure to Remit Sales Tax (6-2.5-9-3)	0	0	0	0
Failure to Return to Lawful Detention (35-44-3-5)	3	13	24	89
Failure to Stop Accident/Injury (9-26-1-1)	0	0	0	4
Failure to Warn Comm Disease (35-42-1-9)	0	0	0	4
False Reporting (35-44-2-2)	0	0	0	2
Forged Prescription (16-6-8-3)	0	0	0	0
Forgery (35-43-5-2)	0	0	5	7
Fraud (35-43-5-4)	7	5	29	36
Ghost Employment (35-44-2-4)	0	0	0	1
Handgun Violation (35-47-2-1)	0	0	0	0
Hazardous Waste Activities (13-30-6-3)	0	0	0	0
Home Improvement Fraud (35-43-6-12)	0	0	0	0
Home Improvement Fraud/Enhanced (35-43-6-13)	0	0	0	1
Identity Deception (35-43-5-3.5)	0	3	8	20
Illegal Possession of Firearm - Prior Felon (35-47-4-4)	0	0	0	0
Illegal Possession of VIN Plate (9-18-8-15)	0	0	0	0
Impersonation of a Public Servant (35-44-2-3)	0	0	0	2
Incest (35-46-1-3)	0	0	0	0

CLASS D (Cont.)

THE NUMBER OF FELONS

	This Month		This Calendar Year	
	<u>Female</u>	<u>Male</u>	<u>Female</u>	<u>Male</u>
Income Tax Evasion (6-3-6-11)	0	0	0	0
Intimidation (35-45-2-1)	1	13	5	94
Invasion of Privacy (35-46-1-15.1)	0	5	4	37
Involuntary Manslaughter (35-42-1-4)	0	0	0	0
Leaving Scene of Accident (9-4-1-42)	0	0	0	0
Loan Broker Violation (23-2-5-16)	0	0	0	0
Loan Sharking (35-45-7-2)	0	0	0	0
Maintaining a Common Nuisance (35-48-4-13)	3	2	19	57
Manufacture Paraphernalia (35-48-4-8.1)	0	0	0	0
Medicaid Fraud (35-43-5-7.1)	0	0	0	0
Money Laundering (35-45-15)	0	0	0	1
Moving Body from Scene of Death (36-2-14-17)	0	0	0	0
Neglect of a Dependent (35-46-1-4)	4	1	33	23
Non-Support of a Child (35-46-1-5)	1	8	6	75
Non-Support of a Spouse (35-46-1-6)	0	0	0	4
Obscene Performance (35-49-3-2)	0	0	0	0
Obstruction of Justice (35-44-3-4)	0	3	5	9
Official Misconduct (5-13-14-3)	0	0	0	1
Operating Vehicle-Habitual Violation (9-30-10-16)	2	21	24	141
Operating Vehicle Intoxicated (9-11-2-3)	0	0	0	1
Operating Vehicle Intoxicated-Endanger (9-30-5-2)	2	20	37	162
Operating Vehicle Intoxicated-Contrld Sub (9-30-5-1)	1	0	1	7
Operating Vehicle Intoxicated-Injury (9-22-2-4)	0	2	0	17
Operating Vehicle Intoxicated-Prior (9-30-5-3)	15	43	90	374
Operating Vehicle Intoxicated-Ser Injury (9-30-5-4)	0	0	0	0
Perjury (35-44-2-1)	0	0	1	1
Pointing a Firearm (35-47-4-3)	0	1	1	4
Poisoning (35-45-3-1)	0	0	0	0
Possession of Anabolic Steroid (IC 16-42-19-19)	0	0	0	2
Possession of Cocaine or Narcotic Drug (35-48-4-6)	9	26	59	227
Possession of Controlled Substance (35-48-4-7)	10	35	116	306
Possession of Controlled Substance Tax (6-7-3-11)	0	1	0	6
Poss of Marijuana, Hash Oil, or Hashish (35-48-4-11)	2	31	23	296
Possession of Marijuana Subst Tax (6-7-3-11)	2	0	3	2
Possession of Methamphetamine (35-48-4-6.1)	8	13	49	81
Possession of Methamp Subst Tax (6-7-3-11-B)	0	1	20	50
Possession of Paraphernalia (35-48-4-8.3)	4	2	27	39
Possession of Precursors (35-48-4-14.5)	4	1	21	55
Possession of Presc/Aleg Drug (35-48-3-9)	0	2	9	14
Possession/Use of Legend Drug (16-42-19-13)	1	1	3	2
Possession - Firearm-School Property (35-47-9-2)	0	1	0	2
Possession - Handgun w/o License (35-47-2-23)	0	0	0	0
Possession - Sawed-Off Shotgun (35-47-5-4.1)	0	0	0	1
Possession - Syringe/Needle (16-42-19-18)	0	7	13	25
Possession Vehicle w/Altered or Removed ID (9-1-5-1)	0	0	0	0
Prescription Fraud (35-43-5-1)	0	0	1	1
Promoting Professional Gambling (35-45-5-4)	0	0	0	0
Prostitution (35-45-4-2)	2	1	34	3

CLASS D (Cont.)**THE NUMBER OF FELONS**

	This Month		This Calendar Year	
	<u>Female</u>	<u>Male</u>	<u>Female</u>	<u>Male</u>
Public Indecency (35-45-4-1)	0	0	0	5
Public Intoxication (7-15-1-3)	0	0	0	0
Rape (35-42-4-1)	0	0	0	0
Residential Entry (35-43-2-1.5)	0	14	12	116
Resisting Law Enforcement (35-44.1-3-1)	0	24	14	178
Rioting (35-45-1-2)	0	0	0	0
Sale, Dist, or Exhibit of Obscene Material (35-49-3-1)	0	0	0	1
Sale of Legend Drug (16-42-19-11)	0	0	1	0
Sexual Battery (35-42-4-8)	0	4	0	45
Sexual Misconduct (35-44-1-5)	0	0	0	1
Sexual Misconduct with a Minor (35-42-4-9)	1	2	2	9
Sex Offender Residency Restrictions (35-42-4-11)	0	0	0	2
Sex Offender without Identification (11-8-8-15)	0	0	0	2
Sex Predator Job near Children (35-42-4-10)	0	0	0	1
Stalking (35-45-10-5)	0	0	1	1
Strangulation (35-42-2-9)	0	16	0	99
Synthetic Identity Deception (35-43-5-3.8)	0	0	0	3
Theft, Receiving Stolen Property (35-43-4-2)	58	169	493	1526
Trafficking with an Inmate (35-44-3-9)	0	0	0	0
Unlawful Delivery of Confiscated Firearm (35-47-3-4)	0	0	0	0
Unlawful Use of Body Armor (35-47-5-13)	0	0	0	0
Unlawful Use of Stun Gun (35-47-8-5)	0	0	0	0
Use of Stun Gun (35-47-8-5)	0	0	0	0
Uttering Forged Prescription (16-42-19-26)	0	0	0	0
Vicarious Sexual Gratification (35-42-4-5)	0	0	0	3
Violation-1935 Firearms (35-47-5-4.1)	0	0	0	3
Violation of Custody Order (35-42-3-4)	0	0	0	1
Violation of Fuel Statute (6-6-4.1-18)	0	0	0	0
Visit Place Unlawfully Selling Alcohol (7.1-5-10-21)	0	0	0	0
Vote in Other Precinct (3-14-2-11)	0	0	0	0
Voyeurism (35-45-4-5)	0	0	0	3
Welfare Fraud (35-43-5-7)	<u>1</u>	<u>0</u>	<u>2</u>	<u>0</u>
Sub-Total	153	618	1,359	5,501

HABITUAL OFFENSES:

Habitual Offender (35-50-2-8)	0	0	0	0
Habitual Offender Controlled Substance (35-50-2-10)	0	0	0	0
Habitual Offender Substance Abuse (35-50-2-10)	0	0	0	3
Habitual Offender Traffic Laws (9-30-10-4)	0	0	0	0
Repeat Sex Offender Enhancement (35-50-2-14)	<u>0</u>	<u>0</u>	<u>0</u>	<u>0</u>
Sub-Total	0	0	0	3

GRAND TOTAL NUMBER OF OFFENDERS	265	1,365	2,268	12,301
--	------------	--------------	--------------	---------------

Note: Offense data may not be available for all offenders at the time this table was prepared.

The original committing offenses for technical parole violators and technical Community Transition Program violators are reported on this table.

Source: SAS - admoffenses7.pgm

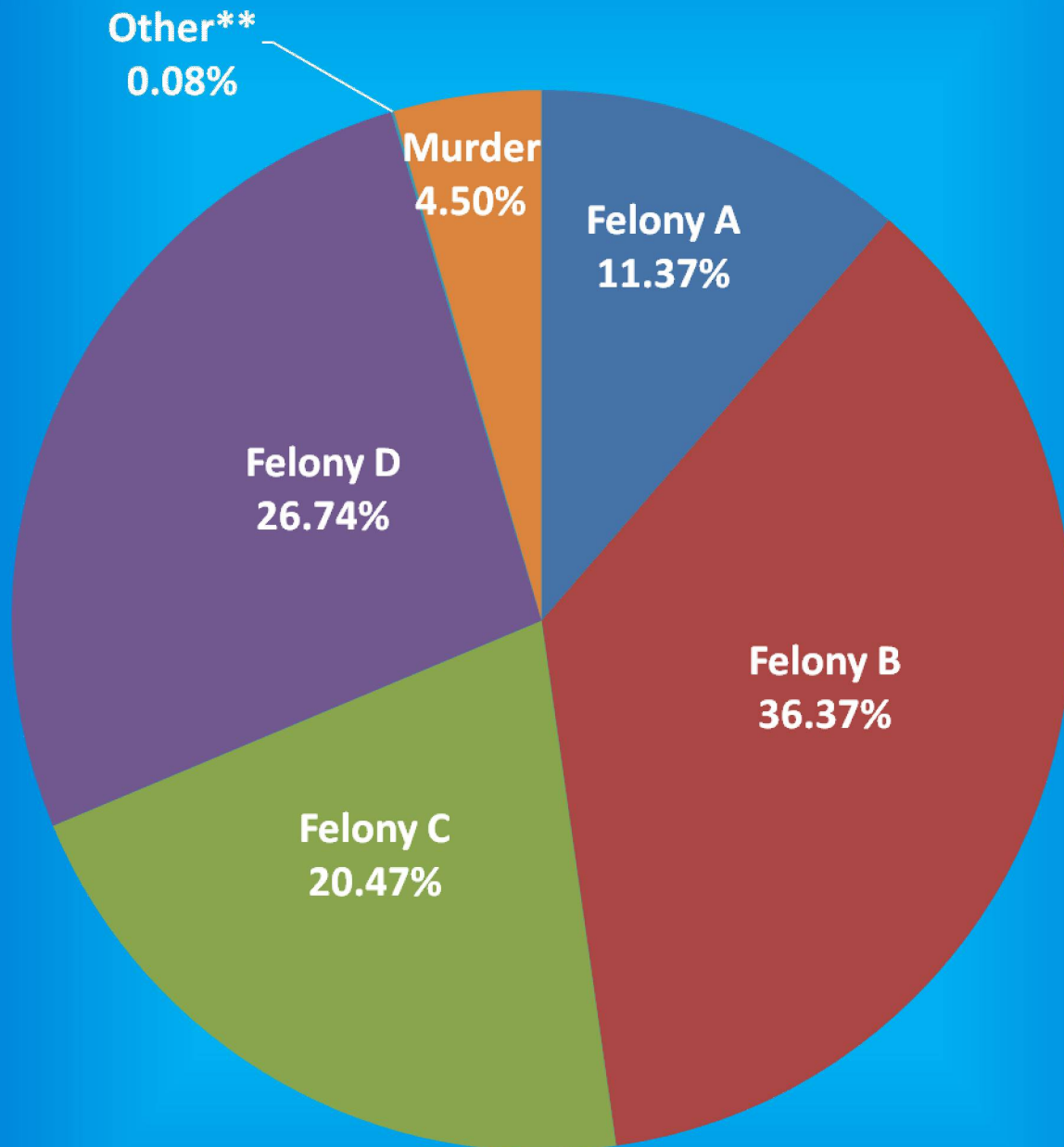
Indiana Department of Correction

Graph A

Female Population by Most Serious Offense Felony Level*

November 1, 2012

N = 2,521



•(Includes Offenders Held in County Jails and Contracted Beds)

** Other includes Safekeepers, Predispositions, Habitual Offenders, Misdemeanants, and Unknowns

Indiana Department of Correction

Graph B

Average Daily Adult Female Offender Populations

Calendar Year 2012



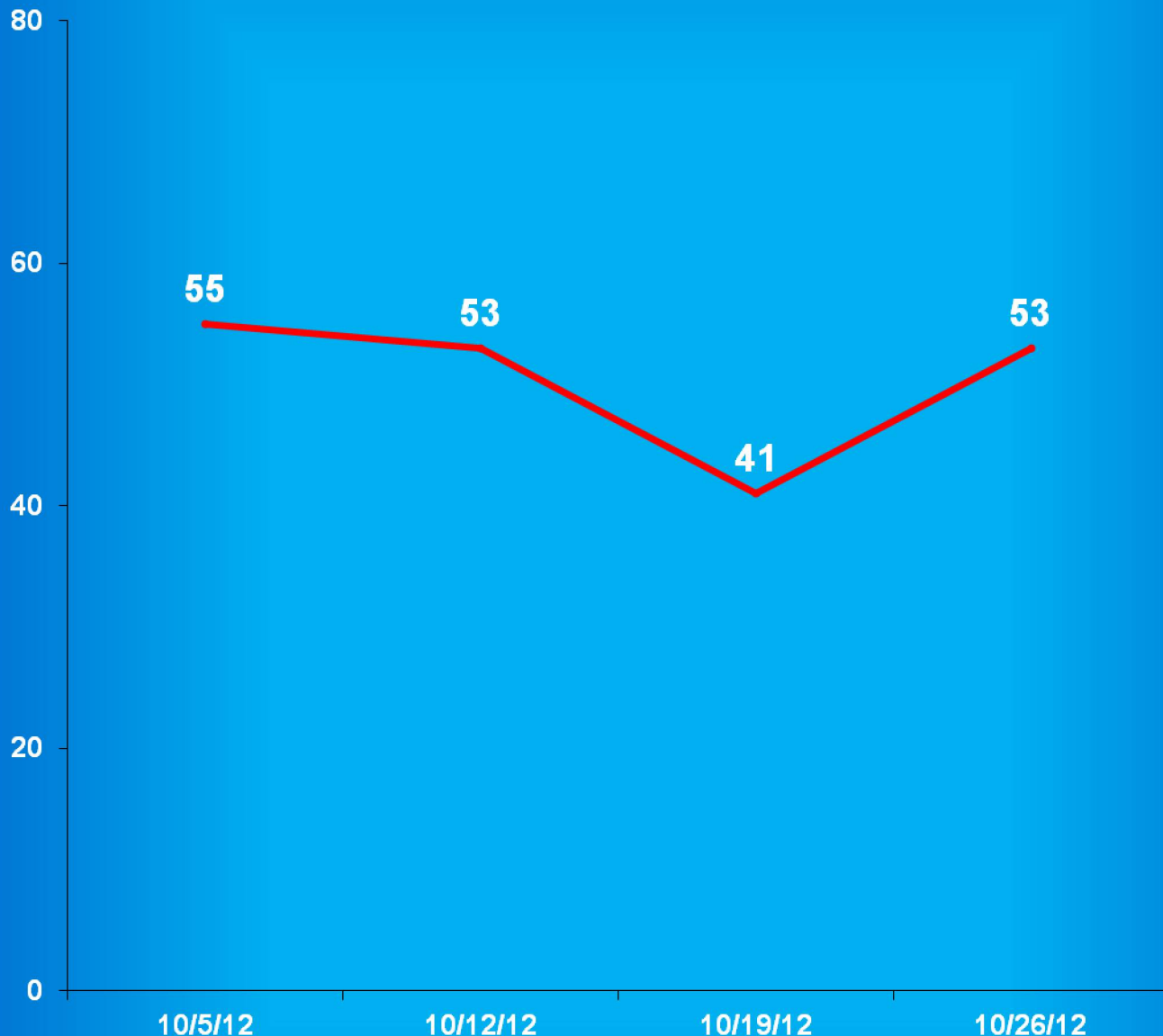
— Includes County Jail/Contract Beds — Excludes County Jail/Contract Beds

Indiana Department of Correction

Graph C

Adult Females Held in County Jails

October 2012



- Offenders held in county jails are newly sentenced offenders with completed court documents who are awaiting transfer to a DOC facility.

- Jail counts are a dynamic number that are affected by a variety of factors, including; sentencing trends, available DOC beds, and intake process completion.

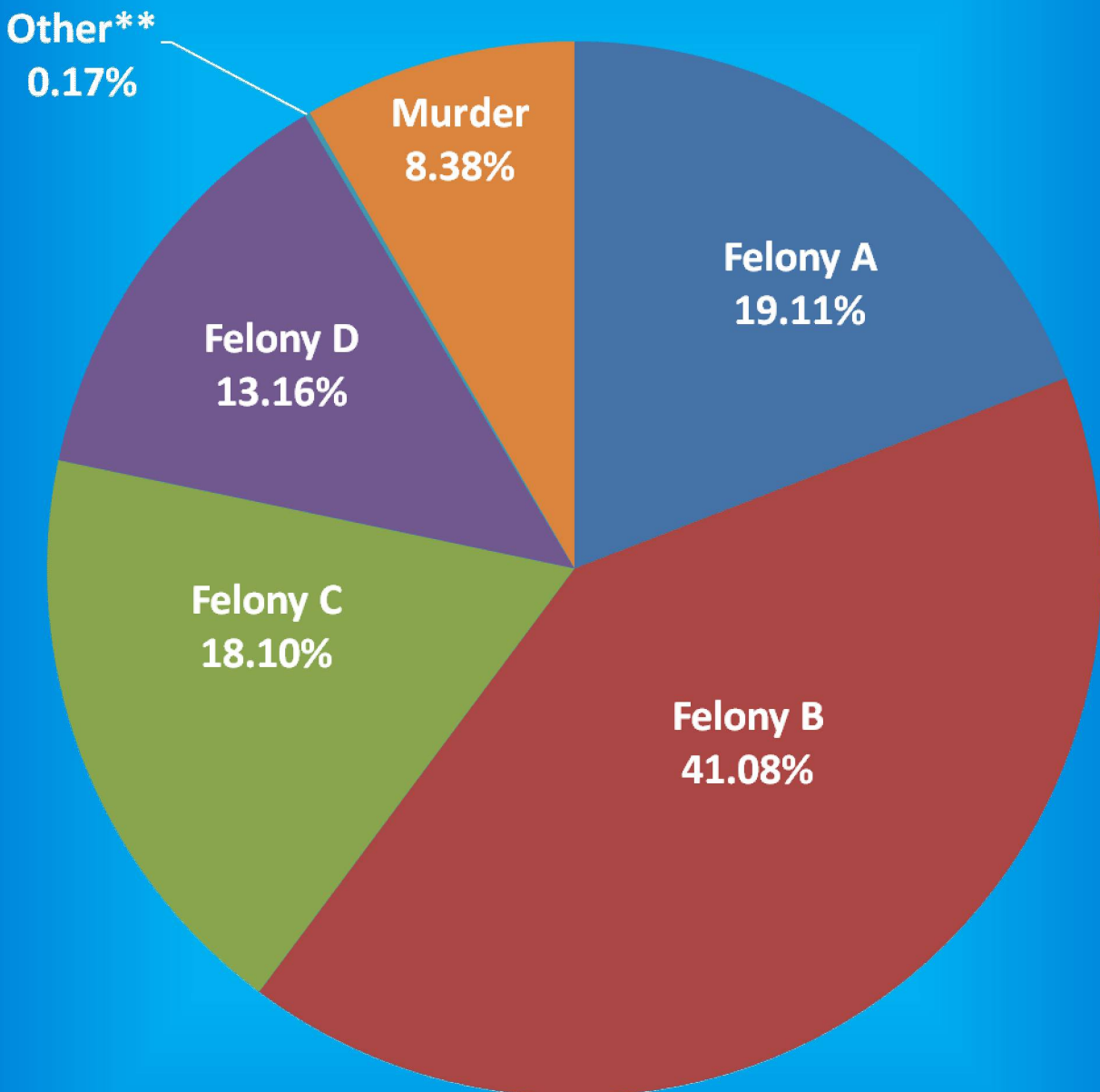
Indiana Department of Correction

Graph D

Male Population by Most Serious Offense Felony Level*

November 1, 2012

N = 25,819



•(Includes Offenders Held in County Jails and Contracted Beds)

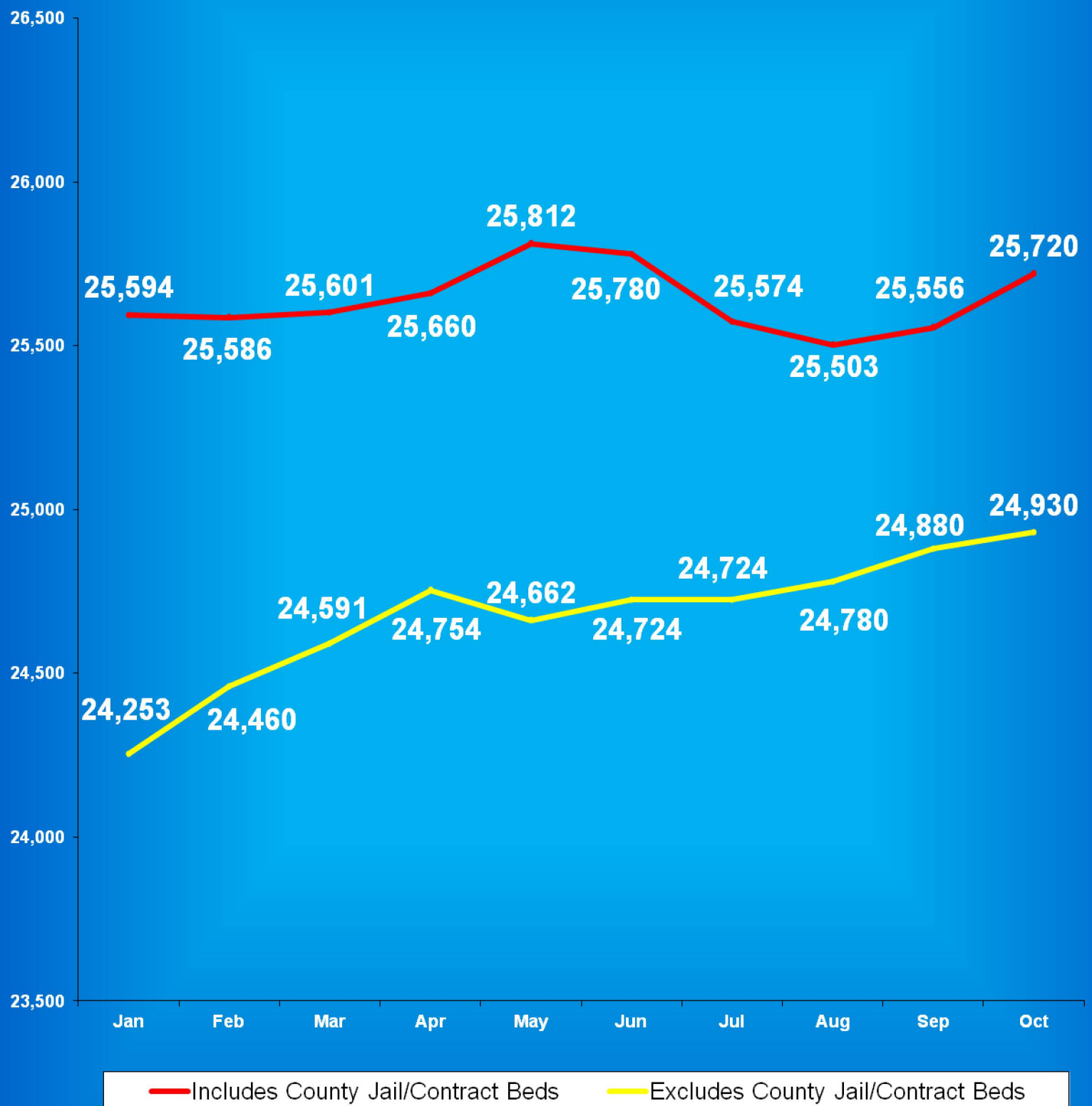
** Other includes Safekeepers, Predispositions, Habitual Offenders, Misdemeanants, and Unknowns

Indiana Department of Correction

Graph E

Average Daily Adult Male Offender Populations

Calendar Year 2012

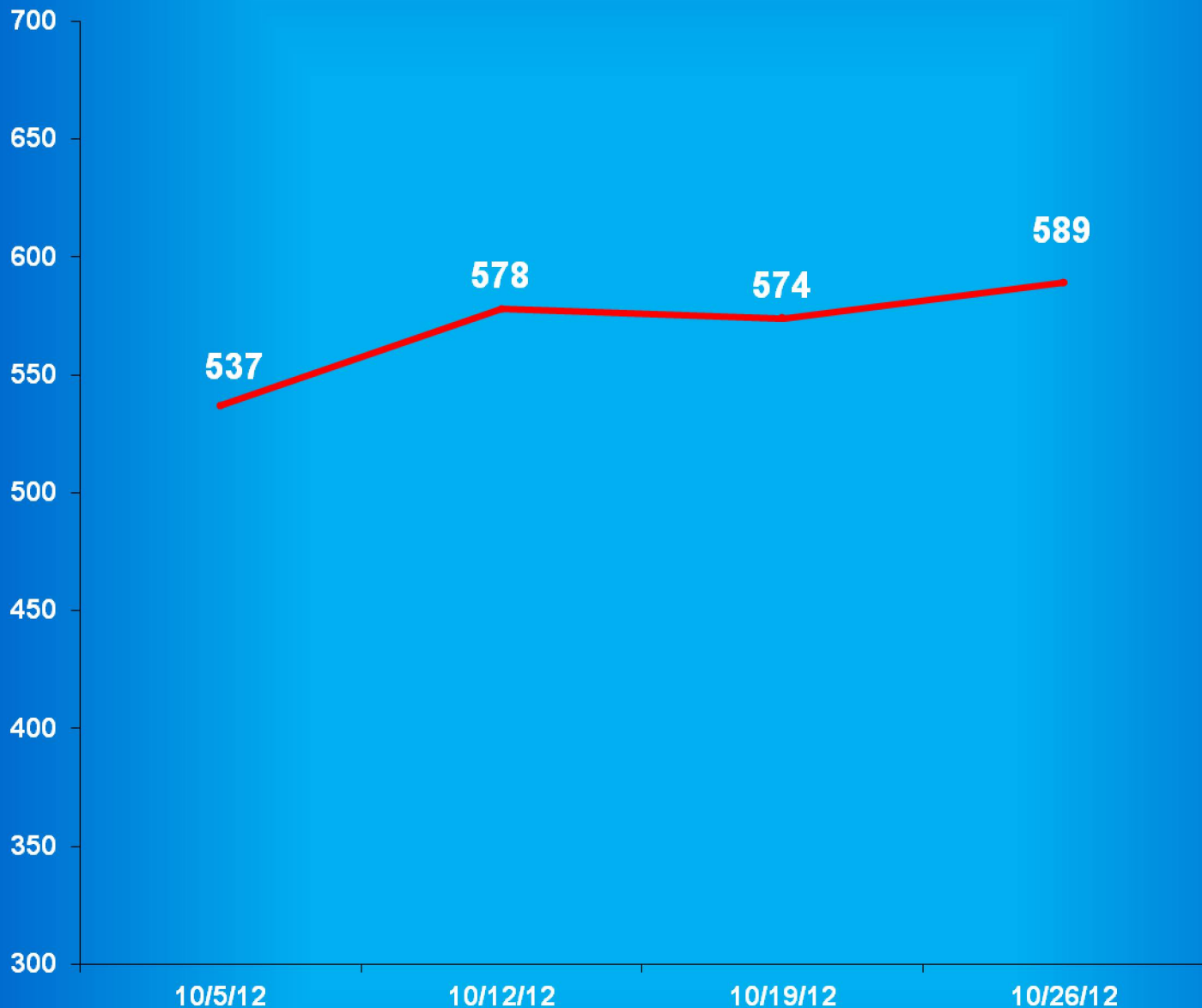


Indiana Department of Correction

Graph F

Adult Males Held in County Jails

October 2012



- Offenders held in county jails are newly sentenced offenders with completed court documents who are awaiting transfer to a DOC facility.

- Jail counts are a dynamic number that are affected by a variety of factors, including; sentencing trends, available DOC beds, and intake process completion.



Juvenile Offender Statistics



Indiana Department Of Correction
Table 11
Monthly Facility Admissions and Releases

Juvenile Offenders
October 2012

Admissions of All Juvenile Males

New Commitment	Re- Commitment	Parolee Technical Return	Return From Escape	Diagnostics/ Walk-Thrus
68	17	0	0	8

Releases of All Juvenile Males

Discharge	Parole	Escape	Diagnostics/ Walk-Thrus
59	23	0	7

Admissions of All Juvenile Females

New Commitment	Re- Commitment	Parolee Technical Return	Return From Escape	Diagnostics/ Walk-Thrus
17	1	1	0	1

Releases of All Juvenile Females

Discharge	Parole	Escape	Diagnostics/ Walk-Thrus
10	4	0	1

Sources:
SAS - mnthadm4.pgm
SAS - mnthext4.pgm

Indiana Department of Correction
Table 12
The Total Number of Committing Offenses for Juveniles
Committed to the Indiana Department of Correction

October 2012

OFFENSE (Citation Code)	THE NUMBER OF OFFENSES			
	This Month		This Calendar Year	
LEVEL I	<u>Female</u>	<u>Male</u>	<u>Female</u>	<u>Male</u>
Aggravated Battery (35-42-2-1.5)	0	1	0	1
Arson (35-43-1-1)	0	1	0	5
Battery (35-42-2-1)	1	5	7	11
Battery by Bodily Waste (35-42-2-6)	1	0	1	2
Burglary (35-43-2-1)	0	0	0	0
Carjacking (35-42-5-2)	0	0	0	0
Carrying Handgun w/o License (35-47-2-1)	0	1	0	8
Changing, Altering, Removing, Obliterating ID of Handgun (35-47-2-18)	0	0	0	0
Child Exploitation (35-42-4-4)	0	0	0	0
Child in Possession of Handgun (35-47-10-5)	0	3	0	11
Child Molesting (35-42-4-3)	0	5	1	12
Child Seduction (35-42-4-7)	0	0	0	0
Child Selling (35-46-1-4)	0	0	0	0
Child Solicitation (35-42-4-6)	0	0	0	0
Consumer Product Tampering (35-45-8-3)	0	0	0	0
Criminal Confinement (35-42-3-3)	0	0	0	1
Criminal Gang Intimidation (35-45-9-4)	0	0	0	0
Criminal Deviate Conduct (35-42-4-2)	0	2	0	2
Criminal Recklessness (35-42-2-2)	0	0	0	4
Dealing in a Sawed-Off Shotgun (35-47-5-4.1)	0	0	0	0
Distribution of a Destructive Device (IC 35-47.5-5-5)	0	0	0	0
Domestic Battery (35-42-2-1.3)	0	1	0	1
Driving While Intoxicated Resulting in Death (9-30-5-5)	0	0	0	0
False, Altering Handgun License (35-47-2-22)	0	0	0	0
False Application for Handgun (35-47-2-8)	0	0	0	0
Feticide (35-42-1-6)	0	0	0	0
Handgun, False ID (35-47-2-17)	0	0	0	0
Incest (35-46-1-3)	0	0	0	0
Interference with Custody (35-42-3-4)	0	0	0	0
Intimidation (35-45-2-1)	1	0	1	4
Involuntary Manslaughter (35-42-1-4)	0	0	0	0
Kidnapping (35-42-3-2)	0	0	0	0
Murder (35-42-1-1)	0	0	0	1
Neglect of a Dependent (35-46-1-4)	0	0	0	0
Operation of a Machine Gun/Hurling a Bomb (35-47-5-9)	0	0	0	0
Overpass Mischief (35-42-2-5)	0	0	0	0
Pointing a Firearm (35-47-4-3)	0	0	0	0
Possession of Firearm on School Property (35-47-9-2)	0	0	0	0
Possession of a Machine Gun or Bomb (35-47-5-9)	0	0	0	0
Rape (35-42-4-1)	0	0	0	0
Reckless Homicide (35-42-1-5)	0	0	0	0
Resisting Law Enforcement (35-44-3-3)	0	1	0	1
Robbery (35-42-5-1)	0	2	0	13

LEVEL I (Cont.)**THE NUMBER OF OFFENSES**

	This Month		This Calendar Year	
	<u>Female</u>	<u>Male</u>	<u>Female</u>	<u>Male</u>
Sell, Manufacture, Possess, Purchase Explosive (35-47-5-1)	0	0	0	0
Sell, Transfer, HIV Blood (35-42-1-7)	0	0	0	0
Selling, Transferring, Giving Handgun to Under 18 (35-47-2-7)	0	0	0	0
Sexual Battery (35-42-4-8)	0	2	0	4
Sexual Misconduct (35-44-1-5)	0	0	0	0
Sexual Misconduct with a Minor (35-42-4-9)	0	0	0	0
Stalking (35-45-10-5)	0	0	0	0
Strangulation (35-42-2-9)	1	1	1	2
Unlawful Delivery of Confiscated Firearm (35-47-3-4)	0	0	0	0
Unlawful Use of Body Armor (35-47-5-13)	0	0	0	0
Unlawful Use of Stun Gun (35-47-8-5)	0	0	0	0
Vicarious Sexual Gratification (35-42-4-5)	0	0	0	0
Voluntary Manslaughter (35-42-1-3)	<u>0</u>	<u>0</u>	<u>0</u>	<u>0</u>
Sub-Total	4	25	11	83

LEVEL II

Assisting a Criminal (35-44-3-2)	0	0	0	1
Chinese Throwing Star (35-47-5-12)	0	0	0	0
Criminal Gang Activity (35-45-9-3)	0	0	0	0
Criminal Recklessness (35-42-2-2)	0	0	1	0
Dealing Anabolic Steroid (16-42-19-27)	0	0	0	0
Dealing in a Schedule I, II, or III Controlled Substance (35-48-4-2)	0	1	0	3
Dealing in a Schedule IV Controlled Substance (35-48-4-3)	0	0	0	0
Dealing in a Schedule V Controlled Substance (35-48-4-4)	0	0	0	0
Dealing in a Substance Represented to be a Controlled Substance (35-48-4-4.5)	0	0	0	0
Dealing in Cocaine or Narcotic Drug (35-48-4-1)	0	0	0	2
Dealing in Marijuana, Hash Oil, or Hashish (35-48-4-10)	0	0	0	1
Dealing Methamphetamine (35-48-4-1.1)	0	0	0	1
Delivery of Weapon to Intoxicated Person (35-47-4-1)	0	0	0	0
Escape (35-44-3-5)	0	0	1	3
Escape/Failure to Return to Lawful Detention (35-44-3-5)	0	0	0	9
Interference with Custody (35-42-3-4)	0	0	0	0
Intimidation (35-45-2-1)	0	1	4	20
Knife with Automatic Blade (35-47-5-2)	0	0	0	1
Loan Sharking (35-45-7-2)	0	0	0	0
Maintaining a Common Nuisance (35-48-4-13)	0	0	0	0
Manufacture, Distribution, Possession of a Substance Represented to be a Controlled Substance (35-48-4-4.6)	0	0	0	0
Neglect of a Dependent (35-46-1-4)	0	0	0	0
Possession of a Controlled Substance (35-48-4-7)	0	3	4	17
Possession of a Knife on School Property (35-47-5-2.5)	0	0	0	3
Poss precursors w/intent to manufacture etc. (35-48-4-14.5)	0	0	0	0
Promoting Prostitution (35-45-4-4)	0	0	0	0
Purchase, Possession or Sale of Stun Gun (35-47-8-5)	0	0	0	0
Resisting Law Enforcement (35-44-3-3)	0	2	0	18
Rioting with a Deadly Weapon (35-45-1-2)	0	0	0	0
Sale, Possession, Use of Legend Drug (16-42-19-27)	0	0	0	0
Sexual Misconduct with a Minor (35-42-4-9)	0	0	0	0
Stalking (35-45-10-5)	1	0	1	0
Trafficking with an Inmate (35-44-3-9)	0	0	0	0
Use of Stun Gun in Commission of a Crime (35-47-8-5)	<u>0</u>	<u>0</u>	<u>0</u>	<u>0</u>
Sub-Total	1	7	11	79

LEVEL III	THE NUMBER OF OFFENSES			
	This Month		This Calendar Year	
	<u>Female</u>	<u>Male</u>	<u>Female</u>	<u>Male</u>
Accident/Failure to Stop (9-26-1-8)	0	0	0	0
Accident, Property Damage with Injury (9-26-1-8)	0	0	0	1
Altering or Damaging Computer (35-43-1-4)	0	0	0	0
Auto Theft, Receiving Stolen Parts (35-43-4-2.5)	0	4	5	32
Battery (35-42-2-1)	11	17	38	139
Bribery (35-44-1-1)	0	0	0	0
Burglary (35-43-2-1)	1	23	5	160
Check Deception (35-43-5-5)	0	0	0	0
Check Fraud (35-43-5-12)	0	0	0	0
Child Exploitation (35-42-4-4)	0	0	0	0
Controlled Substance Registration (35-48-4-14)	0	0	0	0
Conversion (35-43-4-3)	2	7	6	39
Criminal Mischief (35-43-1-2)	2	8	8	77
Criminal Recklessness (35-42-2-2)	0	0	1	1
Criminal Trespass (35-43-2-2)	1	5	2	31
Dealing in Altered Property (35-43-4-2.3)	0	0	0	0
Dealing in Marijuana, Hash Oil, or Hashish (35-48-4-10)	0	0	0	4
Dealing in Paraphernalia (35-48-4-8.5)	0	0	0	0
Distribution of Material Harmful to Minor (35-49-3-3)	0	0	0	0
Escape/Failure to Return to Lawful Detention (35-44-3-5)	4	4	10	44
Failure to Appear (35-44-3-6)	0	0	0	0
False Reporting (35-44-2-2)	0	0	1	0
Forgery (35-43-5-2)	0	0	0	3
Fraud (35-43-5-4)	0	0	2	5
Fraud on Financial Institution (35-45-5-8)	0	0	0	1
Home Improvement Fraud (35-43-6-13)	0	0	0	0
Identity Deception (35-43-5-3.5)	0	0	0	0
Interference with Custody (35-42-3-4)	0	0	0	0
Interference with Reporting Crime (35-42-2-5)	0	0	0	1
Invasion of Privacy (35-46-1-15.1)	0	1	0	2
Manufacture of Paraphernalia (35-48-4-8.1)	0	0	0	0
Nonsupport of Child (35-46-1-5)	0	0	0	0
Nonsupport of Spouse (35-46-1-6)	0	0	0	0
Obscene Performance (35-49-3-1)	0	0	0	0
Obstructing Fireman (35-44-3-8)	0	0	0	0
Obstructing Traffic (35-42-2-4)	0	0	0	0
Obstruction of Justice (35-44-3-4)	0	1	2	2
Operating Vehicle After Lifetime Forfeiture (9-30-10-17)	0	0	0	0
Operating Vehicle While Intoxicated (9-30-5-4)	0	0	0	0
Operating Vehicle While Intoxicated with Prior (9-30-5-3)	0	0	0	0

LEVEL III (Cont.)**THE NUMBER OF OFFENSES**

	This Month		This Calendar Year	
	<u>Female</u>	<u>Male</u>	<u>Female</u>	<u>Male</u>
Patronizing a Prostitute (35-45-4-3)	0	0	0	0
Perjury (35-44-2-1)	0	0	0	0
Possession of Cocaine or Narcotic Drug (35-48-4-6)	0	0	1	5
Possession/Use of Legend Drug (16-42-19-13)	0	3	0	5
Possession of Marijuana, Hash Oil, or Hashish (35-48-4-11)	0	0	0	3
Possession of Methamphetamines (35-48-4-6.1)	0	0	2	0
Possession of Paraphernalia (35-48-4-8.3)	0	0	0	4
Possession of a Syringe (16-42-19-18)	0	0	0	0
Professional Gambling (35-45-5-3)	0	0	0	0
Profiting from Adoption (35-46-1-9)	0	0	0	0
Promoting Professional Gambling (35-45-5-4)	0	0	0	0
Promoting Prostitution (35-45-4-4)	0	0	0	0
Prostitution (35-45-4-2)	0	0	0	0
Public Indecency (35-45-4-1)	0	0	0	1
Public Nudity (35-45-4-1.5)	0	0	0	0
Receiving Stolen Auto Parts (35-43-4-2.5)	0	1	0	1
Receiving Stolen Property (35-43-4-2)	0	7	2	47
Residential Entry (35-43-2-1.5)	0	2	0	13
Resisting Law Enforcement (35-44-3-3)	1	11	10	82
Rioting (35-45-1-2)	0	0	0	0
Sale, Possession, Use of Legend Drug (16-42-19-27)	0	0	0	1
Selling, Distributing, Exhibiting Obscene Material (35-49-3-1)	0	0	0	0
Stalking (35-45-10-5)	0	0	0	0
Theft (35-43-4-2)	3	22	30	201
Torture or Mutilation of Animal (35-46-3-12)	0	0	0	0
Trafficking with an Inmate (35-44-3-9)	0	0	0	0
Unauthorized Possession of Prescription Form (35-48-4-14)	0	0	0	0
Voyeurism (35-45-4-5)	0	0	0	0
Welfare Fraud (35-43-5-7)	<u>0</u>	<u>0</u>	<u>0</u>	<u>0</u>
Sub-Total	25	116	125	905

LEVEL IV

Absence From Home Detention (35-38-2.5-10)	0	0	0	1
Accident/Failure to Stop (9-26-1-8)	0	1	1	3
Animal Cruelty (IC 35-46-3-12)	0	0	0	0
Assisting a Criminal (35-44-3-2)	1	0	1	0
Check Deception (35-43-5-5)	0	0	0	0
Common Nuisance, Legend Drug (16-42-19-27)	0	0	1	1
Common Nuisance, Visiting a Building (35-48-4-13)	0	0	0	0
Computer Trespassing (35-43-2-3)	0	0	0	0
Counterfeiting a Driver's License (9-24-18-7)	0	0	0	0
Counterfeiting Auto Registration (9-18-2-42)	0	0	0	0
Curfew Violation (31-37-2-5)	0	1	0	9
Deception (35-43-5-3)	0	0	0	0
Disorderly Conduct (35-45-1-3)	3	5	20	41
Dissemination of Material Harmful to Minor (35-49-3-3)	0	0	0	1
Driving While Intoxicated (9-11-2-3)	0	0	1	2
Driving with Suspended License (9-24-19-2)	0	0	0	0
Exploitation of Dependent/Endangered Adult (35-46-1-12)	0	0	0	0
Failure to Appear (35-44-3-6)	0	0	0	0
Failure to Disclose Recruitment (35-46-4-4)	0	0	0	0
Failure to Respond to Summons (35-44-3-6.5)	0	0	0	0
False Auto Registration (9-18-2-44)	0	0	0	0
False Informing (35-44-2-2)	2	3	5	22
Flag Desecration (35-45-1-4)	0	0	0	0

LEVEL IV (Cont.)**THE NUMBER OF OFFENSES**

	This Month		This Calendar Year	
	<u>Female</u>	<u>Male</u>	<u>Female</u>	<u>Male</u>
Glue Sniffing (35-46-6-2)	0	0	1	2
Habitual Disobedience of Parent, Guardian, or Custodian (Incorrigible) (31-37-2-4)	0	2	1	15
Harassment (35-45-2-2)	0	0	0	1
Home Improvement Fraud (35-43-6-12)	0	0	0	0
Illegal Consumption of Alcohol (7.1-5-7-7)	3	3	5	20
Illegal Possession of Alcohol (7.1-5-7-7)	0	1	1	8
Impairment of ID Number (35-43-7-4)	0	0	0	0
Interference with Custody (35-42-3-4)	0	0	0	0
Interfering with Law Enforcement Animal (35-46-3-11)	0	0	0	0
Invasion of Privacy (35-46-1-15.1)	0	0	0	1
Leaving Home w/o Permission of Parent, Guardian or Custodian (Runaway) (31-37-2-2)	1	3	22	32
Nitrous Oxide Distribution (35-46-6-3)	0	0	0	0
Obscene Performance (35-49-3-1)	0	0	0	0
Obstructing Medical Emergency (35-44-3-8.5)	0	0	0	0
Obstructing Traffic (35-42-2-4)	0	0	0	0
Operating Vehicle While Intoxicated (9-30-5-2)	0	0	0	0
Operating Vehicle While Intoxicated/Cntrld Sub (9-30-5-1)	0	0	0	0
Operating Vehicle w/o License (9-24-18-1)	2	1	5	17
Operating Vehicle w/o Proof of Financial (9-25-8-2)	0	0	0	0
Operating Vehicle w/o Registration/Plates (9-18-2-43)	0	0	0	0
Possession of Marijuana, Hash Oil, or Hashish (35-48-4-11)	2	8	3	63
Possession of Paraphernalia (35-48-4-8.3)	0	1	1	19
Possession of Substance Represented to be a Controlled Substance (35-48-4-4.6)	0	0	0	1
Possession, Purchase, Accepting Tobacco (35-46-1-10.5)	0	0	1	0
Probation Violation	6	40	22	447
Public Intoxication (7.1-5-1-3)	0	1	1	6
Receiving Unidentified Property (35-43-7-5)	0	0	0	0
Reckless Driving (9-21-8-52)	0	0	0	0
Refusal to Aid Officer (35-44-3-7)	0	0	0	0
Refusal to Identify Self (34-28-5-3.5)	0	0	0	0
Selling, Distributing, Exhibiting Obscene Material (35-49-3-1)	0	0	0	0
Tattooing a Minor (35-42-2-7)	0	0	0	0
Torture, Kill, Mutilate an Animal (35-46-3-12)	0	0	0	0
Unauthorized Possession of Prescription (35-48-4-14)	0	0	0	0
Unlawful Entry of Motor Vehicle (35-43-4-2.7)	0	0	1	11
Unlawful Gambling (35-45-5-2)	0	0	0	0
Unlawful Use of Railroad Right of Way (8-3-15-3)	0	0	0	0
Vending Machine Vandalism (35-43-4-7)	0	0	0	0
Violation of Compulsory School Attendance Law (Truancy) (31-37-2-3)	0	2	10	7
Violation Home Detention	0	0	0	1
Violation Suspended Commitment to DOC	0	2	0	31
Voyeurism (35-45-4-5)	0	0	0	0
Welfare Fraud (35-45-5-7)	0	0	0	0
Sub-Total	20	74	103	762
GRAND TOTAL NUMBER OF OFFENSES	50	222	250	1,829

Source: SAS - mnthadm4_by_offense.pgm

Indiana Department of Correction
Table 13
The Number of Juvenile Offenders by Most Serious Offense
Committed to the Indiana Department of Correction

October 2012

MOST SERIOUS OFFENSE (Citation Code)	THE NUMBER OF JUVENILES			
	This Month		This Calendar Year	
LEVEL I	<u>Female</u>	<u>Male</u>	<u>Female</u>	<u>Male</u>
Aggravated Battery (35-42-2-1.5)	0	1	0	2
Arson (35-43-1-1)	0	1	0	9
Battery (35-42-2-1)	1	5	12	21
Battery by Bodily Waste (35-42-2-6)	1	0	1	2
Burglary (35-43-2-1)	0	0	0	0
Carjacking (35-42-5-2)	0	0	0	1
Carrying Handgun w/o License (35-47-2-1)	0	1	0	11
Changing, Altering, Removing, Obliterating ID of Handgun (35-47-2-18)	0	0	0	0
Child Exploitation (35-42-4-4)	0	0	0	0
Child in Possession of Handgun (35-47-10-5)	0	3	0	17
Child Molesting (35-42-4-3)	0	4	2	24
Child Seduction (35-42-4-7)	0	0	0	0
Child Selling (35-46-1-4)	0	0	0	0
Child Solicitation (35-42-4-6)	0	0	0	1
Consumer Product Tampering (35-45-8-3)	0	0	0	0
Criminal Confinement (35-42-3-3)	0	0	0	6
Criminal Gang Intimidation (35-45-9-4)	0	0	0	0
Criminal Deviate Conduct (35-42-4-2)	0	2	0	4
Criminal Recklessness (35-42-2-2)	0	0	0	9
Dealing in a Sawed-Off Shotgun (35-47-5-4.1)	0	0	0	0
Distribution of a Destructive Device (IC 35-47.5-5-5)	0	0	0	0
Domestic Battery (35-42-2-1.3)	0	1	0	1
Driving While Intoxicated Resulting in Death (9-30-5-5)	0	0	0	0
False, Altering Handgun License (35-47-2-22)	0	0	0	1
False Application for Handgun (35-47-2-8)	0	0	0	0
Feticide (35-42-1-6)	0	0	0	0
Handgun, False Information (35-47-2-17)	0	0	0	0
Incest (35-46-1-3)	0	0	0	0
Interference with Custody (35-42-3-4)	0	0	0	0
Intimidation (35-45-2-1)	1	0	1	4
Involuntary Manslaughter (35-42-1-4)	0	0	0	0
Kidnapping (35-42-3-2)	0	0	0	0
Murder (35-42-1-1)	0	0	0	1
Neglect of a Dependent (35-46-1-4)	0	0	0	0
Operation of a Machine Gun/Hurling a Bomb (35-47-5-9)	0	0	0	0
Overpass Mischief (35-42-2-5)	0	0	0	0
Pointing a Firearm (35-47-4-3)	0	0	0	1
Possession of Firearm on School Property (35-47-9-2)	0	0	0	0
Possession of a Machine Gun or Bomb (35-47-5-9)	0	0	0	0
Rape (35-42-4-1)	0	0	0	0
Reckless Homicide (35-42-1-5)	0	0	0	0
Resisting Law Enforcement (35-44-3-3)	0	1	0	1
Robbery (35-42-5-1)	0	2	0	30

LEVEL I (Cont.)**THE NUMBER OF JUVENILES**

	This Month		This Calendar Year	
	<u>Female</u>	<u>Male</u>	<u>Female</u>	<u>Male</u>
Sell, Manufacture, Possess, Purchase Explosive (35-47-5-1)	0	0	0	0
Sell, Transfer, HIV Blood (35-42-1-7)	0	0	0	0
Selling, Transferring, Giving Handgun to Under 18 (35-47-2-7)	0	0	0	0
Sexual Battery (35-42-4-8)	0	2	0	5
Sexual Misconduct (35-44-1-5)	0	0	0	0
Sexual Misconduct with a Minor (35-42-4-9)	0	0	0	0
Stalking (35-45-10-5)	0	0	0	0
Strangulation (35-42-2-9)	0	0	0	0
Unlawful Delivery of Confiscated Firearm (35-47-3-4)	0	0	0	0
Unlawful Use of Body Armor (35-47-5-13)	0	0	0	0
Unlawful Use of Stun Gun (35-47-8-5)	0	0	0	0
Vicarious Sexual Gratification (35-42-4-5)	0	0	0	0
Voluntary Manslaughter (35-42-1-3)	<u>0</u>	<u>0</u>	<u>0</u>	<u>0</u>
Sub-Total	3	23	16	151

LEVEL II

Assisting a Criminal (35-44-3-2)	0	0	0	1
Chinese Throwing Star (35-47-5-12)	0	0	0	0
Criminal Gang Activity (35-45-9-3)	0	0	0	0
Criminal Recklessness (35-42-2-2)	0	0	1	0
Dealing Anabolic Steroid (16-42-19-27)	0	0	0	0
Dealing in a Schedule I, II, or III Controlled Substance (35-48-4-2)	0	1	0	3
Dealing in a Schedule IV Controlled Substance (35-48-4-3)	0	0	0	0
Dealing in a Schedule V Controlled Substance (35-48-4-4)	0	0	0	0
Dealing in a Substance Represented to be a Controlled Substance (35-48-4-4.5)	0	0	0	0
Dealing in Cocaine or Narcotic Drug (35-48-4-1)	0	0	0	2
Dealing in Marijuana, Hash Oil, or Hashish (35-48-4-10)	0	0	0	1
Dealing Methamphetamine (35-48-4-1.1)	0	0	0	1
Delivery of Weapon to Intoxicated Person (35-47-4-1)	0	0	0	0
Escape (35-44-3-5)	0	0	0	0
Escape/Failure to Return to Lawful Detention (35-44-3-5)	0	0	1	8
Interference with Custody (35-42-3-4)	0	0	0	0
Intimidation (35-45-2-1)	0	0	4	14
Knife with Automatic Blade (35-47-5-2)	0	0	0	0
Loan Sharking (35-45-7-2)	0	0	0	0
Maintaining a Common Nuisance (35-48-4-13)	0	0	0	0
Manufacture, Distribution, Possession of a Substance Represented to be a Controlled Substance (35-48-4-4.6)	0	0	0	0
Neglect of a Dependent (35-46-1-4)	0	0	0	0
Possession of a Controlled Substance (35-48-4-7)	0	3	4	15
Possession of a Knife on School Property (35-47-5-2.5)	0	0	0	2
Poss precursors w/intent to manufacture etc. (35-48-4-14.5)	0	0	0	0
Promoting Prostitution (35-45-4-4)	0	0	0	0
Purchase, Possession or Sale of Stun Gun (35-47-8-5)	0	0	0	0
Resisting Law Enforcement (35-44-3-3)	0	2	0	14
Rioting with a Deadly Weapon (35-45-1-2)	0	0	0	0
Sale, Possession, Use of Legend Drug (16-42-19-27)	0	0	0	0
Sexual Misconduct with a Minor (35-42-4-9)	0	0	0	0
Stalking (35-45-10-5)	1	0	1	0
Trafficking with an Inmate (35-44-3-9)	0	0	0	0
Use of Stun Gun in Commission of a Crime (35-47-8-5)	<u>0</u>	<u>0</u>	<u>0</u>	<u>0</u>
Sub-Total	1	6	11	61

LEVEL III	THE NUMBER OF JUVENILES			
	This Month		This Calendar Year	
	<u>Female</u>	<u>Male</u>	<u>Female</u>	<u>Male</u>
Accident/Failure to Stop (9-26-1-8)	0	0	0	0
Accident, Property Damage with Injury (9-26-1-8)	0	0	0	0
Altering or Damaging Computer (35-43-1-4)	0	0	0	0
Auto Theft, Receiving Stolen Parts (35-43-4-2.5)	0	1	2	16
Battery (35-42-2-1)	4	8	24	69
Bribery (35-44-1-1)	0	0	0	0
Burglary (35-43-2-1)	1	17	4	113
Check Deception (35-43-5-5)	0	0	0	0
Check Fraud (35-43-5-12)	0	0	0	0
Child Exploitation (35-42-4-4)	0	0	0	0
Controlled Substance Registration (35-48-4-14)	0	0	0	0
Conversion (35-43-4-3)	1	4	2	13
Criminal Mischief (35-43-1-2)	1	1	3	18
Criminal Recklessness (35-42-2-2)	0	0	1	0
Criminal Trespass (35-43-2-2)	0	0	0	10
Dealing in Altered Property (35-43-4-2.3)	0	0	0	0
Dealing in Marijuana, Hash Oil, or Hashish (35-48-4-10)	0	0	0	2
Dealing in Paraphernalia (35-48-4-8.5)	0	0	0	0
Distribution of Material Harmful to Minor (35-49-3-3)	0	0	0	0
Escape/Failure to Return to Lawful Detention (35-44-3-5)	2	2	4	27
Failure to Appear (35-44-3-6)	0	0	0	0
False Reporting (35-44-2-2)	0	0	1	0
Forgery (35-43-5-2)	0	0	0	2
Fraud (35-43-5-4)	0	0	2	1
Fraud on Financial Institution (35-45-5-8)	0	0	0	1
Home Improvement Fraud (35-43-6-13)	0	0	0	0
Identity Deception (35-43-5-3.5)	0	0	0	0
Interference with Custody (35-42-3-4)	0	0	0	0
Interference with Reporting Crime (35-45-2-5)	0	0	0	0
Invasion of Privacy (35-46-1-15.1)	0	0	0	1
Manufacture of Paraphernalia (35-48-4-8.1)	0	0	0	0
Nonsupport of Child (35-46-1-5)	0	0	0	0
Nonsupport of Spouse (35-46-1-6)	0	0	0	0
Obscene Performance (35-49-3-1)	0	0	0	0
Obstructing Fireman (35-44-3-8)	0	0	0	0
Obstructing Traffic (35-42-2-4)	0	0	0	0
Obstruction of Justice (35-44-3-4)	0	1	1	1
Operating Vehicle After Lifetime Forfeiture (9-30-10-17)	0	0	0	0
Operating Vehicle While Intoxicated (9-30-5-4)	0	0	0	0
Operating Vehicle While Intoxicated with Prior (9-30-5-3)	0	0	0	0

LEVEL III (Cont.)**THE NUMBER OF JUVENILES**

	This Month		This Calendar Year	
	<u>Female</u>	<u>Male</u>	<u>Female</u>	<u>Male</u>
Patronizing a Prostitute (35-45-4-3)	0	0	0	0
Perjury (35-44-2-1)	0	0	0	0
Possession of Cocaine or Narcotic Drug (35-48-4-6)	0	0	1	2
Possession of Marijuana, Hash Oil, or Hashish (35-48-4-11)	0	0	0	2
Possession of Methamphetamine (35-48-4-6.1)	0	0	0	0
Possession of Paraphernalia (35-48-4-8.3)	0	0	0	1
Possession/Use of Legend Drug (16-42-19-13)	0	1	0	2
Professional Gambling (35-45-5-3)	0	0	0	0
Profiting from Adoption (35-46-1-9)	0	0	0	0
Promoting Professional Gambling (35-45-5-4)	0	0	0	0
Promoting Prostitution (35-45-4-4)	0	0	0	0
Prostitution (35-45-4-2)	0	0	0	0
Public Indecency (35-45-4-1)	0	0	0	1
Public Nudity (35-45-4-1.5)	0	0	0	0
Receiving Stolen Property (35-43-4-2)	0	4	1	24
Residential Entry (35-43-2-1.5)	0	1	0	5
Resisting Law Enforcement (35-44-3-3)	0	3	5	28
Rioting (35-45-1-2)	0	0	0	0
Sale, Possession, Use of Legend Drug (16-42-19-27)	0	0	0	0
Selling, Distributing, Exhibiting Obscene Material (35-49-3-1)	0	0	0	0
Stalking (35-45-10-5)	0	0	0	0
Theft (35-43-4-2)	3	9	20	87
Trafficking with an Inmate (35-44-3-9)	0	0	0	0
Unauthorized Possession of Prescription Form (35-48-4-14)	0	0	0	0
Voyeurism (35-45-4-5)	0	0	0	0
Welfare Fraud (35-43-5-7)	0	0	0	0
Sub-Total	12	52	71	426

LEVEL IV

Absence From Home Detention (35-38-2.5-10)	0	0	0	1
Accident/Failure to Stop (9-26-1-8)	0	0	0	0
Assisting a Criminal (35-44-3-2)	1	0	1	0
Check Deception (35-43-5-5)	0	0	0	0
Common Nuisance, Legend Drug (16-42-19-27)	0	0	0	0
Common Nuisance, Visiting a Building (35-48-4-13)	0	0	0	0
Computer Trespassing (35-43-2-3)	0	0	0	0
Counterfeiting a Driver's License (9-24-18-7)	0	0	0	0
Counterfeiting Auto Registration (9-18-2-42)	0	0	0	0
Curfew Violation (31-37-2-5)	0	0	0	0
Deception (35-43-5-3)	0	0	0	0
Disorderly Conduct (35-45-1-3)	0	2	9	18
Dissemination of Material Harmful to Minor (35-49-3-3)	0	0	0	0
Driving with Suspended License (9-24-19-2)	0	0	0	0
Exploitation of Dependent/Endangered Adult (35-46-1-12)	0	0	0	0
Failure to Appear (35-44-3-6)	0	0	0	0
Failure to Disclose Recruitment (35-46-4-4)	0	0	0	0
Failure to Respond to Summons (35-44-3-6.5)	0	0	0	0
False Auto Registration (9-18-2-44)	0	0	0	0
False Informing (35-44-2-2)	1	0	3	4
Flag Desecration (35-45-1-4)	0	0	0	0

LEVEL IV (Cont.)**THE NUMBER OF JUVENILES**

	This Month		This Calendar Year	
	<u>Female</u>	<u>Male</u>	<u>Female</u>	<u>Male</u>
Glue Sniffing (35-46-6-2)	0	0	0	0
Habitual Disobedience of Parent, Guardian, or Custodian (Incorrigible) (31-37-2-4)	0	0	1	0
Harassment (35-45-2-2)	0	0	0	0
Home Improvement Fraud (35-43-6-12)	0	0	0	0
Illegal Consumption of Alcohol (7.1-5-7-7)	0	0	1	0
Illegal Possession of Alcohol (7.1-5-7-7)	0	0	0	0
Impairment of ID Number (35-43-7-4)	0	0	0	0
Interference with Custody (35-42-3-4)	0	0	0	0
Interfering with Law Enforcement Animal (35-46-3-11)	0	0	0	0
Invasion of Privacy (35-46-1-15.1)	0	0	0	0
Leaving Home w/o Permission of Parent, Guardian or Custodian (Runaway) (31-37-2-2)	0	0	3	1
Nitrous Oxide Distribution (35-46-6-3)	0	0	0	0
Obscene Performance (35-49-3-1)	0	0	0	0
Obstructing Medical Emergency (35-44-3-8.5)	0	0	0	0
Obstructing Traffic (35-42-2-4)	0	0	0	0
Operating Vehicle While Intoxicated (9-30-5-2)	0	0	0	0
Operating Vehicle While Intoxicated/Cntrl'd Sub (9-30-5-1)	0	0	0	0
Operating Vehicle w/o License (9-24-18-1)	0	0	2	1
Operating Vehicle w/o Proof of Financial (9-25-8-2)	0	0	0	0
Operating Vehicle w/o Registration/Plates (9-18-2-43)	0	0	0	0
Possession of Marijuana,Hash Oil, or Hashish (35-48-4-11)	0	2	1	27
Possession of Paraphernalia (35-48-4-8.3)	0	0	0	3
Possession of Substance Represented to be a Controlled Substance (35-48-4-4.6)	0	0	0	0
Possession, Purchase, Accepting Tobacco (35-46-1-10.5)	0	0	0	0
Probation Violation	0	0	1	0
Public Intoxication (7.1-5-1-3)	0	0	0	2
Receiving Unidentified Property (35-43-7-5)	0	0	0	0
Reckless Driving (9-21-8-52)	0	0	0	0
Refusal to Aid Officer (35-44-3-7)	0	0	0	0
Selling,Distributing,Exhibiting Obscene Material (35-49-3-1)	0	0	0	0
Torture, Kill, Mutilate an Animal (35-46-3-12)	0	0	0	0
Unauthorized Possession of Prescription (35-48-4-14)	0	0	0	0
Unlawful Entry of Motor Vehicle (35-43-4-2.7)	0	0	0	0
Unlawful Gambling (35-45-5-2)	0	0	0	0
Unlawful Use of Railroad Right of Way (8-3-15-3)	0	0	0	0
Vending Machine Vandalism (35-43-4-7)	0	0	0	0
Violation of Compulsory School Attendance Law (Truancy) (31-37-2-3)	0	0	7	3
Violation Home Detention	0	0	0	1
Violation Suspended Commitment to DOC	0	0	0	0
Voyeurism (35-45-4-5)	0	0	0	0
Welfare Fraud (35-45-5-7)	0	0	0	0
NO SENTENCE DATA	<u>0</u>	<u>0</u>	<u>0</u>	<u>1</u>
Sub-Total	2	4	29	62

GRAND TOTAL NUMBER OF JUVENILES**18****85****127****700**

Source: SAS - mnthadm4.mso

Indiana Department of Correction
Table 14
Juvenile Female New Commitments

<u>Month</u>	<u>2008</u>	<u>2009</u>	<u>2010</u>	<u>2011</u>	<u>2012</u>
January	11	9	16	15	10
February	6	16	22	15	13
March	6	17	18	18	15
April	15	29	13	10	12
May	9	17	13	9	14
June	10	18	9	23	9
July	11	13	11	10	12
August	14	14	5	11	16
September	9	8	13	5	8
October	13	5	13	12	18
November	13	14	13	14	-
December	<u>17</u>	<u>25</u>	<u>7</u>	<u>9</u>	-
TOTALS	134	185	153	151	127

Source:

SAS - mnthadm4.pgm

Indiana Department of Correction

Graph G

Average Daily Juvenile Female Offender Populations

Calendar Year 2012



Indiana Department of Correction
Table 15
Juvenile Male New Commitments

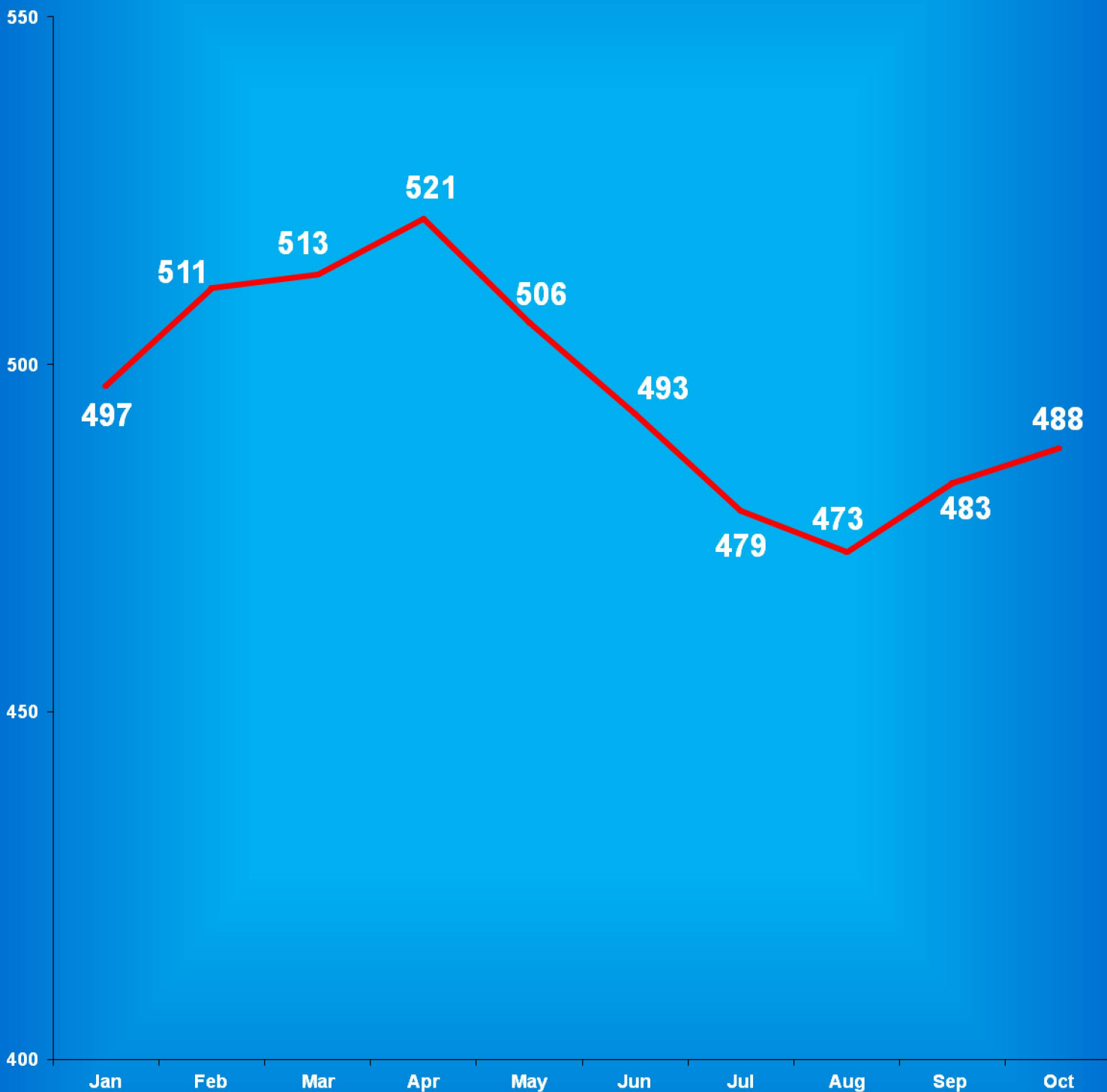
<u>Month</u>	<u>2008</u>	<u>2009</u>	<u>2010</u>	<u>2011</u>	<u>2012</u>
January	58	57	88	69	63
February	85	82	71	62	71
March	81	76	77	90	75
April	66	102	60	72	56
May	65	73	71	64	69
June	79	82	67	64	77
July	84	86	53	71	48
August	65	63	74	94	90
September	65	75	61	58	66
October	113	54	73	65	85
November	71	75	85	81	-
December	<u>97</u>	<u>74</u>	<u>75</u>	<u>52</u>	-
TOTALS	929	899	855	842	700

Source:
SAS - mnthadm4.pgm

Indiana Department of Correction

Graph H

Average Daily Juvenile Male Offender Populations Calendar Year 2012



**Indiana Department of Correction
Indiana Government Center South, Room E334
302 W. Washington Street
Indianapolis, IN 46204**

**Prepared by:
Ryan Lammert, Research Analyst
(317) 234-4417
RLammert@idoc.IN.gov**

This report and previous reports may be found at:

<http://www.in.gov/idoc/2376.htm>



The Indiana Department of Correction
advances public safety and successful
re-entry through dynamic supervision,
programming, and partnerships.

