


Indiana Department of Correction

Division of Research & Technology



Offender Population Statistical Report

- August 2013 -

Bruce Lemmon, Commissioner

**Indiana Department of Correction
Indiana Government Center South, Room E334
302 W. Washington Street
Indianapolis, IN 46204**

**Prepared by:
Ryan Lammert, Research Analyst
(317) 234-4417
RLammert@idoc.IN.gov**

This report and previous reports may be found at:

<http://www.in.gov/idoc/2376.htm>



Executive Summary

Beginning January, 2013 and including more recent months, the IDOC Offender Population Statistical Report includes several changes and additions not previously reported. Those changes are as follows:

- The population summary included in this report now includes overall admission and release counts.
- Tables 6, 7, 14 and 15 are new to this report. They detail number of new admissions by offense level and number of releases by release type, all broken down by county of commitment for offenders' most serious crime.
- Tables 9 and 10 (from previous reports) are now 11 and 12 and no longer include parole violation admissions or admissions for Community Transition Program (CTP) violations.
- Tables 11, 12, 16 and 17 have been modified to make them easier to read. These tables will continue to display admissions by offense for all citations and most serious offense.
- Tables 11 & 12 only report offenses which are admitted to IDOC and will no longer include offenses with a value of zero. Therefore, offenses which are not represented by the IDOC offender population will not appear on either of these tables.
- Starting June, 2013 the Human Resources report includes Indiana inter-agency transfers to and from IDOC.

Indiana Department of Correction Population Summary

- There were 26,268 adult male offenders (including 676 county jail “back-ups” and 186 in contracted beds) on September 1, 2013. This population is 2% below operational bed capacity for general population.
- There were 2,610 adult female offenders (including 74 county jail “back-ups” and 101 in contracted beds) on September 1, 2013. This population is 3% below the operational bed capacity.
- There were 429 juvenile male offenders in the Department’s facilities on September 1, 2013. This population is 39% below the operational bed capacity.
- There were 58 juvenile female offenders in the Department’s facilities on September 1, 2013. This population is 64% below the operational bed capacity.
- There were 8,981 adult males on parole in Indiana (8,480 Indiana parolees and 501 other jurisdiction parolees) on September 1, 2013.
- There were 1,197 adult females on parole in Indiana (1,142 Indiana parolees and 55 other jurisdiction parolees) on September 1, 2013.
- There were 1,751 adults admitted to IDOC (1,468 male and 283 female) and 1,591 adults released from IDOC (1,344 male and 247 female) in August 2013.
- There were 77 juveniles admitted to IDOC (53 male and 24 female) and 84 juveniles released from IDOC (65 male and 19 female) in August 2013.

Definitions

For the purpose of this report, the following definitions apply:

Admission – The means by which an offender enters the custody or jurisdiction of the Indiana Department of Correction. For this report, with the exception of the return of an escapee, this does not include a return from a temporary absence.

Average Daily Population – The sum of the daily beginning counts for a month, divided by that month's number of daily beginning counts.

Beginning Count – The number of offenders physically present at the beginning of the day (ie, 0000:01 hours).

Class A Felony – An offense whereby a person convicted of this felony shall be imprisoned for a fixed term of thirty years, with not more than twenty years added for aggravating circumstances, or not more than ten years subtracted for mitigating circumstances.

Class B Felony – An offense whereby a person convicted of this felony shall be imprisoned for a fixed term of ten years, with not more than ten years added for aggravating circumstances, or not more than four years subtracted for mitigating circumstances.

Class C Felony – An offense whereby a person convicted of this felony shall be imprisoned for a fixed term of four years, with not more than four years added for aggravating circumstances, or not more than two years subtracted for mitigating circumstances.

Class D Felony – An offense whereby a person convicted of this felony shall be imprisoned for a fixed term of one and one-half years, with not more than one and one-half years added for aggravating circumstances, or not more than one year subtracted for mitigating circumstances.

County Jail "Back-ups" (Jail Bed Count) – Those offenders who have been committed to the Indiana Department of Correction, but are housed in a county jail until they can be transferred to a Department of Correction intake facility. The county receives \$35.00 per day, per offender, to house these offenders.

Ending Count – The number of offenders physically present at the end of the day (ie, 2400:00 hours).

Felon – A person convicted in any jurisdiction who might have been imprisoned for more than one year.

Level 1 Security Classification – Minimum security level. Facilities which are designated as Level 1 have the least restrictive security measures in place.

Level 2 Security Classification – Medium security level. Facilities which are designated as Level 2 have a moderate degree of security measures in place.

Level 3 Security Classification – Maximum security level. Facilities which are designated as Level 3 have very restrictive security measures in place.

Misdemeanant – A person convicted in any jurisdiction who might have been imprisoned for not more than one year.

Murder – An offense whereby a person convicted of this felony shall be imprisoned for a fixed term of fifty-five years, with not more than ten years added for aggravating circumstances, or not more than ten years subtracted for mitigating circumstances.

Operational Capacity – The total bed capacity of the facility. The capacity of a facility is the number of beds authorized for safe and efficient operation of the facility.

Pre-Dispositional – An individual ordered by the Court to the Indiana Department of Correction for evaluation prior to sentencing.

Recommitment – When an offender returns to IDOC after having served all or some of a sentence unrelated to the current sentence.

Release – The means by which an offender leaves the custody or jurisdiction of the Indiana Department of Correction. For this report, with the exception of an escapee, this does not include a temporary absence.

Safekeeper – An individual whom the Court has determined to be in imminent danger of serious bodily injury or death, or who represents a substantial threat to the safety of others, and whom the Court has ordered to the Indiana Department of Correction for custody and security control.

Secure Confinement Units – Denotes maximum control with the most restrictive security measures in place.

Vacancy – The number of beds available for assignment.

Indiana Department of Correction

Human Resource Report

August 31, 2013

ADULT FACILITIES

Facility	Total Staff*	Custody Staff	Non-Custody	Vacancies	Hires - Rehires	Retired - Terminated	Inter-Agency		Contract/Vendor		
							In	Out	Aramark	Health	Education
Branchville Correctional Facility	247	175	72	34	0	4	0	0	9	37	7
Chain O'Lakes Correctional Facility	28	20	8	5	0	0	0	0	5	2	0
Correctional Industrial Facility	316	249	67	61	3	3	0	0	17	31	12
Edinburgh Correctional Facility	60	45	15	8	2	2	1	0	4	3	1
Henryville Correctional Facility	38	32	6	4	0	0	0	0	4	2	0
Indiana State Prison/Lakeside	520	411	109	78	13	13	1	0	21	72	4
Indiana Women's Prison	169	116	53	18	2	2	0	0	6	27	5
Indianapolis Re-Entry Educational Fac.	111	72	39	17	0	1	0	0	4	13	4
Madison Correctional Facility	128	81	47	9	0	3	1	0	7	24	5
Miami Correctional Facility	478	376	102	86	13	8	0	0	33	46	13
New Castle Correctional Facility**	451	377	74	50	0	0	0	0	35	62	0
Pendleton Correctional Facility	445	337	108	64	6	8	0	0	22	38	6
Plainfield Correctional Facility	362	282	80	41	7	5	0	0	18	53	11
Putnamville Correctional Facility	475	365	110	52	14	13	0	0	18	43	10
Reception-Diagnostic Center	216	168	48	26	4	5	0	0	8	32	0
Rockville Correctional Facility	251	180	71	17	4	6	2	0	14	33	9
South Bend Comm. Re-Entry Center	37	26	11	5	2	9	0	0	4	2	0
STOP DOC Staff	18	0	18	0	0	0	0	0	0	0	0
STOP GEO Staff**	130	104	26	18	0	0	0	0	6	6	0
Wabash Valley Correctional Facility	605	476	129	49	20	6	2	0	39	61	10
Westville Correctional Facility	724	552	172	80	12	8	0	0	39	77	12
Total	5,809	4,444	1,365	722	102	96	7	0	313	602	109

JUVENILE FACILITIES

		Total Staff*	Custody Staff	Non-Custody	Vacanies	Hires - Rehires	Retired - Terminated	Inter-Agency		Contract/Vendor		
Facility								In	Out	Aramark	Health	Education
Camp Summit		51	34	17	11	0	4	0	0	1	1	0
Logansport Intake/North Central		167	114	53	16	1	1	0	0	7	13	0
Madison Juvenile Correctional		95	76	19	10	1	2	0	0	0	12	11
Pendleton Juvenile Correctional		267	183	84	34	5	3	0	0	10	21	0
	Total	580	407	173	71	7	10	0	0	18	47	11
Central Office***	Total	470	161	309	44	0	0	0	0	0	0	2
STATE EMPLOYEE TOTAL		6,278	4,531	1,747	769	109	106	7	0	0	0	0
CONTRACT EMPLOYEE TOTAL		1,683	481	1,202	68	0	0	0	0	331	649	122
GRAND TOTAL		7,961	5,012	2,949	837	109	106	7	0	331	649	122



Offender Statistics



Indiana Department of Correction
Table 1
Offender Population & Vacancy Numbers, by Facility Security Level
September 1, 2013

LEVEL 1

Adult Male

	August Ending Count	General Population Vacancies	Programs & Treatment Vacancies	Segregation & Infirmary Vacancies	Down Beds	Held Beds
Chain O'Lakes Correctional Facility	124	10	0	0	0	2
Edinburgh Correctional Facility	291	27	0	0	0	2
Henryville Correctional Facility	106	60	0	0	0	2
Miami Correctional Facility	201	3	0	0	0	0
New Castle Level One (Contracted Beds)	176	28	0	0	0	0
Pendleton Correctional Facility	203	16	0	0	1	0
Re-Entry Educational Facility	407	11	1	0	1	0
South Bend Community Re-Entry Facility	129	11	0	0	32	0
Wabash Valley Correctional Facility	157	40	0	0	0	1
Westville Correctional Facility	363	6	0	0	9	1
Total	2,157	212	1	0	43	8

Adult Female

Madison Correctional Facility	552	24	0	0	0	0
Jefferson Co. Re-Entry	31	2	0	0	0	3
Total	583	26	0	0	0	3

LEVEL 2

Adult Male

Branchville Correctional Facility	1,479	1	1	4	0	0
Indiana State Prison-Outside Facility	291	52	0	0	40	2
New Castle Correctional Facility (Contracted Beds)	2,407	8	0	5	0	11
Plainfield Correctional Facility	1,661	4	0	5	0	2
Putnamville Correctional Facility	2,493	8	0	3	0	0
Short Term Offender Program	859	0	0	0	0	9
Westville Correctional Facility	2,689	8	0	7	161	21
Total	11,879	81	1	24	201	45

Adult Female

Rockville Correctional Facility	1,229	13	5	6	0	0
---------------------------------	-------	----	---	---	---	---

Table 1 (Cont.)

LEVEL 3

Adult Male

	August Ending Count	General Population Vacancies	Programs & Treatment Vacancies	Segregation & Infirmary Vacancies	Down Beds	Held Beds
Correctional Industrial Facility	1,415	4	1	6	7	10
Miami Correctional Facility	2,965	5	0	7	7	0
New Castle Psychiatric Unit (Contracted Beds)	125	0	0	3	0	0
Reception-Diagnostic Center	<u>655</u>	<u>20</u>	<u>0</u>	<u>0</u>	<u>19</u>	<u>1</u>
Total	5,160	29	1	16	33	11

Adult Female

Indiana Women's Prison	623	5	1	2	0	0
------------------------	------------	----------	----------	----------	----------	----------

LEVEL 4

Adult Male

	August Ending Count	General Population Vacancies	Programs & Treatment Vacancies	Segregation & Infirmary Vacancies	Down Beds	Held Beds
Indiana State Prison	2,017	9	14	18	1	8
New Castle Annex	468	3	2	3	2	2
Pendleton Correctional Facility	1,639	5	0	12	55	4
Wabash Valley Correctional Facility	<u>1,722</u>	<u>4</u>	<u>11</u>	<u>33</u>	<u>3</u>	<u>12</u>
Total	5,846	21	27	66	61	26

SECURE CONFINEMENT UNITS

Adult Male

Wabash Valley Correctional Facility	205	0	0	9	2	0
Westville Control Unit	<u>159</u>	<u>0</u>	<u>0</u>	<u>3</u>	<u>1</u>	<u>2</u>
Total	364	0	0	12	3	2

JAIL BED COUNT

Adult Male	676	N/A	N/A	N/A	N/A	N/A
Adult Female	<u>74</u>	N/A	N/A	N/A	N/A	N/A
Total	750					

CONTRACTED BEDS

Adult Male

Bartholomew Co. Re-Entry	9	16	0	0	0	0
Cass Co. Re-Entry	2	0	0	0	8	0
Duvall Center Marion Co. Re-Entry	14	36	0	0	0	0
Elkhart Co. Re-Entry	11	2	0	0	0	0
Hendricks Co. Re-Entry	0	15	0	0	0	0
Lake Co. Re-Entry	6	14	0	0	0	0
Liberty Hall Re-Entry Facility	108	60	0	0	0	2
Tippecanoe County Re-Entry	9	1	0	0	0	0
Vanderburgh Co. Re-Entry	3	17	0	0	0	0
Vigo Co. Re-Entry	0	5	0	0	0	0
Volunteers of America - Evansville	20	5	0	0	0	0
Whitley Co. Re-Entry	<u>4</u>	<u>0</u>	<u>0</u>	<u>0</u>	<u>6</u>	<u>0</u>
Total	186	171	0	0	14	2

Adult Female

Cass Co. Re-Entry	1	0	0	0	0	0
Craine House	5	0	0	0	0	0
Elkhart Co. Re-Entry	0	7	0	0	0	0
Liberty Hall Re-Entry Facility	83	17	0	0	0	0
Volunteers of America - Evansville	12	13	0	0	0	0
Whitley Co. Re-Entry	<u>0</u>	<u>0</u>	<u>0</u>	<u>0</u>	<u>5</u>	<u>0</u>
Total	101	37	0	0	5	0

Table 1 (Cont.)

JUVENILE OFFENDERS						
--------------------	--	--	--	--	--	--

Juvenile Male

	August Ending Count	General Population Vacancies	Programs & Treatment Vacancies	Segregation & Infirmary Vacancies	Down Beds	Held Beds
Camp Summit	88	6	0	1	0	0
Logansport Juvenile Intake/Diagnostic Facility	29	57	0	6	0	0
North Central Juvenile Correctional Facility	128	36	0	10	0	0
Pendleton Juvenile Correctional Facility	<u>184</u>	<u>179</u>	<u>0</u>	<u>19</u>	<u>0</u>	<u>9</u>
Total	429	278	0	36	0	9

Juvenile Female

Madison Juvenile Correctional Facility	58	102	0	12	0	0
--	----	-----	---	----	---	---

TOTALS						
--------	--	--	--	--	--	--

	August Ending Count	General Population Vacancies	Programs & Treatment Vacancies	Segregation & Infirmary Vacancies	Down Beds	Held Beds
GRAND TOTAL FOR ALL ADULT MALES (Includes Jail Bed Count and Contracted Beds)	26,268	514	30	118	355	94
TOTAL FOR ADULT MALES IDOC FACILITIES ONLY	25,406	343	30	118	341	92
GRAND TOTAL FOR ALL ADULT FEMALES (Includes Jail Bed Count and Contracted Beds)	2,610	81	6	8	5	3
TOTAL FOR ADULT FEMALES IDOC FACILITIES ONLY	2,435	44	6	8	0	3
TOTAL FOR JUVENILE MALES	429	278	0	36	0	9
TOTAL FOR JUVENILE FEMALES	58	102	0	12	0	0
GRAND TOTAL FOR THE DEPARTMENT (Includes Jail Bed Count and Contracted Beds)	29,365	975	36	174	360	106
GRAND TOTAL FOR THE DEPARTMENT (Excludes Jail Bed Count and Contracted Beds)	28,328	767	36	174	341	104

Sources: Planning Division Facility Body Count Report
Planning Division Juvenile Daily Count Report
OIS - Jail Bed Count
Operational Support Services - Vacancy Report

Indiana Department of Correction
Table 2
Operational Capacity Compared to Population, by Facility
September 1, 2013

LEVEL 1

Adult Male

	July Operational Capacity	August Operational Capacity	August Adjusted Operational Capacity*	August Ending Count	Percent +/- Capacity
Chain O'Lakes Correctional Facility	136	136	134	124	-7%
Edinburgh Correctional Facility	320	320	318	291	-8%
Henryville Correctional Facility	168	168	166	106	-36%
Miami Correctional Facility	204	204	204	201	-1%
New Castle Level One (Contracted Beds)	204	204	204	176	-14%
Pendleton Correctional Facility	220	220	219	203	-7%
Re-Entry Educational	420	420	418	407	-3%
South Bend Community Re-Entry Facility	172	172	140	129	-8%
Wabash Valley Correctional Facility	198	198	197	157	-20%
Westville Correctional Facility	<u>379</u>	<u>379</u>	<u>369</u>	<u>363</u>	<u>-2%</u>
Total	2,421	2,421	2,369	2,157	-9%

Adult Female

Madison Correctional Facility	576	576	576	552	-4%
Jefferson Co. Re-Entry	<u>36</u>	<u>36</u>	<u>33</u>	<u>31</u>	<u>-6%</u>
Total	612	612	609	583	-4%

LEVEL 2

Adult Male

Branchville Correctional Facility	1,485	1,485	1480	1,479	0%
Indiana State Prison-Outside Facility	385	385	343	291	-15%
New Castle Correctional Facility (Contracted Beds)	2,431	2,431	2415	2,407	0%
Plainfield Correctional Facility	1,672	1,672	1665	1,661	0%
Putnamville Correctional Facility	2,504	2,504	2501	2,493	0%
Short Term Offender Program	868	868	859	859	0%
Westville Correctional Facility	<u>2,886</u>	<u>2,886</u>	<u>2697</u>	<u>2,689</u>	<u>0%</u>
Total	12,231	12,231	11,960	11,879	-1%

Adult Female

Rockville Correctional Facility	1,253	1,253	1242	1,229	-1%
---------------------------------	--------------	--------------	-------------	--------------	-----

Table 2 (Cont.)

LEVEL 3

Adult Male

	July Operational Capacity	August Operational Capacity	August Adjusted Operational Capacity*	August Ending Count	Percent +/- Capacity
Correctional Industrial Facility	1,443	1,443	1419	1,415	0%
Miami Correctional Facility	2,984	2,984	2970	2,965	0%
New Castle Psychiatric Unit (Contracted Beds)	128	128	125	125	0%
Reception-Diagnostic Center	<u>695</u>	<u>695</u>	<u>675</u>	<u>655</u>	<u>-3%</u>
Total	5,250	5,250	5,189	5,160	-1%

Adult Female

Indiana Women's Prison	631	631	628	623	-1%
------------------------	------------	------------	------------	------------	------------

LEVEL 4

Adult Male

	July Operational Capacity	August Operational Capacity	August Adjusted Operational Capacity*	August Ending Count	Percent +/- Capacity
Indiana State Prison	2,067	2,067	2026	2,017	0%
New Castle Annex	480	480	471	468	-1%
Pendleton Correctional Facility	1,715	1,715	1644	1,639	0%
Wabash Valley Correctional Facility	<u>1,785</u>	<u>1,785</u>	<u>1726</u>	<u>1,722</u>	<u>0%</u>
Total	6,047	6,047	5,867	5,846	0%

SECURE CONFINEMENT UNITS

Adult Male

Wabash Valley Correctional Facility	216	216	205	205	0%
Westville Control Unit	<u>165</u>	<u>165</u>	<u>159</u>	<u>159</u>	<u>0%</u>
Total	381	381	364	364	0%

JAIL BED COUNT**

Adult Male	582	↑ 676	676	676	0%
Adult Female	<u>73</u>	↑ 74	74	<u>74</u>	<u>0%</u>
Total	655	750	750	750	0%

CONTRACTED BEDS

Adult Male

Bartholomew Co. Re-Entry	25	25	25	9	-64%
Cass Co. Re-Entry	10	10	2	2	0%
Duval Center Marion Co. Re-Entry	50	50	50	14	-72%
Elkhart Co. Re-Entry	13	13	13	11	-15%
Hendricks Co. Re-Entry	15	15	15	0	-100%
Lake Co. Re-Entry	20	20	20	6	-70%
Liberty Hall Re-Entry	170	170	168	108	-36%
Tippecanoe County Re-Entry	10	10	10	9	-10%
Vanderburgh Co. Re-Entry	20	20	20	3	-85%
Vigo Co. Re-Entry	5	5	5	0	-100%
Volunteers of America - Evansville	25	25	25	20	-20%
Whitley Co. Re-Entry	<u>10</u>	<u>10</u>	<u>4</u>	<u>4</u>	<u>0%</u>
Total	373	373	357	186	-48%

Adult Female

Cass Co. Re-Entry	1	1	1	1	0%
Craine House	5	5	5	5	0%
Elkhart Co. Re-Entry	7	7	7	0	-100%
Liberty Hall Re-Entry	100	100	100	83	-17%
Volunteers of America - Evansville	25	25	25	12	-52%
Whitley Co. Re-Entry	<u>5</u>	<u>5</u>	<u>0</u>	<u>0</u>	<u>0%</u>
Total	143	143	138	101	-27%

Table 2 (Cont.)

JUVENILE OFFENDERS

Juvenile Male

	July	August	August	August	
	Operational	Operational	Adjusted	Ending	Percent +/-
	Capacity	Capacity	Operational	Count	Capacity
			Capacity*		
Camp Summit	95	95	94	88	-6%
Logansport Juvenile Intake/Diagnostic Facility	92	92	86	29	-66%
North Central Juvenile Correctional Facility	174	174	164	128	-22%
Pendleton Juvenile Correctional Facility	391	391	363	184	-49%
Total	752	752	707	429	-39%

Juvenile Female

Madison Juvenile Correctional Facility	172	172	160	58	-64%
--	-----	-----	-----	----	------

TOTALS

	July	August	August	August	
	Operational	Operational	Adjusted	Ending	Percent +/-
	Capacity	Capacity	Operational	Count	Capacity
			Capacity*		
GRAND TOTAL FOR ALL ADULT MALES (Includes Jail Bed Count and Contracted Beds)	27,216	27,379	26,782	26,268	-2%
TOTAL FOR ADULT MALES IDOC FACILITIES ONLY	26,330	26,330	25,749	25,406	-1%
GRAND TOTAL FOR ALL ADULT FEMALES (Includes Jail Bed Count and Contracted Beds)	2,712	2,713	2,691	2,610	-3%
TOTAL FOR ADULT FEMALES IDOC FACILITIES ONLY	2,496	2,496	2,479	2,435	-2%
TOTAL FOR JUVENILE MALES	752	752	707	429	-39%
TOTAL FOR JUVENILE FEMALES	172	172	160	58	-64%
GRAND TOTAL FOR THE DEPARTMENT (Includes Jail Bed Count** and Contracted Beds)	30,852	31,016	30,340	29,365	-3%
GRAND TOTAL FOR THE DEPARTMENT (Excludes Jail Bed Count and Contracted Beds)	29,681	29,750	29,095	28,328	-3%

*Adjusted Operational Capacity includes Intake Beds and excludes Down, Held, and Segregation/Infirmary Hold Beds.

**Jail Bed Counts - IDOC offender Jail Bed holding is demand-based, therefore Jail Bed Percent Capacity is always 0%. This data is based on known IDOC holds. Jail Bed Operational Capacity is determined by each county's availability and fluctuates from month to month.

Sources: Planning Division Facility Body Count Report
 Planning Division Juvenile Daily Count Report
 OIS - Jail Bed Count
 Operational Support Services - Vacancy Report

Indiana Department of Correction
Table 3
Facility Population on the First Day of Each Month
(Excludes County Jail "Back-ups" & Contracted Beds)

<u>2012</u>	<u>Adult</u> <u>Male</u>	<u>Adult</u> <u>Female</u>	<u>Juvenile</u> <u>Male</u>	<u>Juvenile</u> <u>Female</u>	<u>Total</u>
January	24,264	2,275	499	59	27,097
February	24,367	2,217	493	48	27,125
March	24,651	2,236	515	49	27,451
April	24,879	2,236	522	48	27,685
May	24,779	2,257	507	47	27,590
June	24,696	2,313	498	45	27,552
July	24,915	2,332	492	41	27,780
August	24,798	2,305	462	48	27,613
September	24,946	2,341	480	54	27,821
October	24,969	2,334	488	50	27,841
November	25,041	2,366	492	55	27,954
December	25,031	2,336	487	53	27,907

<u>2013</u>	<u>Adult</u> <u>Male</u>	<u>Adult</u> <u>Female</u>	<u>Juvenile</u> <u>Male</u>	<u>Juvenile</u> <u>Female</u>	<u>Total</u>
January	24,828	2,299	449	48	27,624
February	24,923	2,329	462	55	27,769
March	24,969	2,344	450	59	27,822
April	25,108	2,425	471	62	28,066
May	25,165	2,417	434	54	28,070
June	25,307	2,404	453	58	28,222
July	25,270	2,426	443	56	28,195
August	25,257	2,405	442	53	28,157
September	25,406	2,435	429	58	28,328
October					
November					
December					

Indiana Department of Correction
Table 4
Parole Caseload on September 1, 2013

<u>Parole District</u>	Indiana Parolees				Other Jurisdiction				<u>Total</u>
	<u>Adult Male</u>	<u>Adult Female</u>	<u>Juvenile Male</u>	<u>Juvenile Female</u>	<u>Adult Male</u>	<u>Adult Female</u>	<u>Juvenile Male</u>	<u>Juvenile Female</u>	
<i>Interstate Compact (PD0)*</i>	509	65	3	0	501	55	9	2	1,144
	District Supervision Breakdown as follows:								
Re-Entry Parole (PD1)	582	109	2	0	18	1	1	1	714
Fort Wayne (PD2)	973	107	28	0	58	7	1	0	1,174
Indianapolis (PD3)	2,106	237	1	1	66	5	0	0	2,416
Evansville (P4A)	668	74	11	6	34	4	1	0	798
Terre Haute (P4B)	524	91	5	0	19	1	0	0	640
Bloomington (PD5)	540	77	5	2	62	6	2	0	694
Gary (PD6)	713	50	10	2	42	4	2	1	824
New Castle (PD7)	905	186	11	1	50	6	0	0	1,159
South Bend (PD8)	1,082	147	9	8	92	13	2	0	1,353
Madison (PD9)	387	64	4	1	60	8	0	0	524
Total	8,989	1,207	89	21	501	55	9	2	10,873

Total Parole Population on the First Day of Each Month

<u>Calendar Year 2013</u>	Indiana Parolees				Other Jurisdiction				<u>Total</u>
	<u>Adult Male</u>	<u>Adult Female</u>	<u>Juvenile Male</u>	<u>Juvenile Female</u>	<u>Adult Male</u>	<u>Adult Female</u>	<u>Juvenile Male</u>	<u>Juvenile Female</u>	
January	9,010	1,163	71	11	427	47	10	2	10,741
February	9,077	1,165	80	16	428	44	9	2	10,821
March	8,974	1,183	79	16	492	48	9	2	10,803
April	8,953	1,185	74	16	496	48	9	2	10,783
May	9,118	1,201	86	20	540	59	9	2	11,035
June	9,075	1,227	88	22	526	59	0	0	10,997
July	9,143	1,248	97	18	515	57	10	2	11,090
August	9,088	1,241	92	16	504	56	9	2	11,008
September	8,989	1,207	89	21	501	55	9	2	10,873
October									
November									
December									

* Includes Indiana parolees who are serving their parole in another state, as well as offenders from other States being supervised in Indiana (Interstate Compact)

Sources: Juvenile Services
Parole Division
SAS - juvparl2.pgm



Adult Offender Statistics



Indiana Department of Correction
Table 5
Monthly Admissions and Releases - Adult Offenders
(Includes County Jail "Back-ups" & Contracted Beds)

August 2013

ADMISSIONS	Male	Female
New Commitments	743	209
Parole Violators - New Commits	76	7
Parole Violators - Technical	159	28
Unsentenced (Safekeepers)	1	0
Return from Escape - Secure Facility	0	0
Return from Escape - Non-Secure Facility	2	1
Return from Escape - CTP Absconds	1	0
Probation Violators - New Commits	152	9
Probation Violators - Technical	323	24
Return from CTP - New Commits	1	0
Return from CTP - Technical	7	3
Unknown (Missing Data)	3	2
TOTAL ADMISSIONS	1,468	283
RELEASES		
Parole	707	95
Probation	388	82
Escape - Secure Facility	0	0
Walk-Away - Non-Secure Facility	1	3
Discharged	98	44
Unsentenced Discharged	1	0
Other (i.e. Death)	7	0
Community Transition Program (CTP)	139	22
CTP Absconds	3	1
Unknown (Missing Data)	0	0
TOTAL RELEASES	1,344	247

*Of the 743 new commitments of male felons, 377 (50.7%) had a prior commitment.
Of the 209 new commitments of female felons, 76 (36.4%) had a prior commitment.*

Effective July 1, 1999, misdemeanants are to be committed to DOC only under special circumstances (IC 11-12-6)

Sources: SAS - prsadm8.pgm, SAS - prisrel8.pgm

Indiana Department of Correction
Table 6
New Admissions by County of Commitment - Adult Offenders

August 2013

Felony Level								Felony Level							
County	Murder	FA	FB	FC	FD	Other*	Total	County	Murder	FA	FB	FC	FD	Other*	Total
Adams	0	0	0	2	4	0	6	Madison	0	2	18	9	37	0	66
Allen	0	5	24	33	46	0	108	Marion	2	22	73	76	113	0	286
Bartholomew	0	0	1	0	12	0	13	Marshall	0	3	4	6	9	0	22
Benton	0	0	0	1	2	0	3	Martin	0	0	0	0	0	0	0
Blackford	0	0	1	0	3	0	4	Miami	0	0	0	0	3	0	3
Boone	0	0	2	0	0	0	2	Monroe	0	1	4	1	15	0	21
Brown	0	0	0	0	0	0	0	Montgomery	0	0	2	1	12	0	15
Carroll	0	0	0	0	4	0	4	Morgan	0	0	3	0	3	0	6
Cass	0	0	3	0	1	0	4	Newton	0	0	0	0	0	0	0
Clark	0	1	2	2	5	0	10	Noble	0	2	2	3	8	0	15
Clay	0	0	4	1	7	0	12	Ohio	0	0	1	3	1	0	5
Clinton	0	0	2	2	12	0	16	Orange	0	1	0	0	2	0	3
Crawford	0	0	0	0	2	0	2	Owen	0	0	1	1	4	0	6
Daviess	0	0	4	0	0	0	4	Parke	0	0	1	0	0	0	1
Dearborn	0	1	5	9	16	0	31	Perry	0	1	1	2	6	0	10
Decatur	0	0	0	2	3	0	5	Pike	0	1	0	1	0	0	2
DeKalb	0	0	5	0	3	0	8	Porter	0	0	3	4	5	0	12
Delaware	0	0	6	3	4	0	13	Posey	0	0	3	2	3	0	8
Dubois	0	0	2	1	1	0	4	Pulaski	0	0	0	0	0	0	0
Elkhart	0	3	8	8	19	0	38	Putnam	0	0	0	1	11	0	12
Fayette	0	0	0	2	2	0	4	Randolph	0	0	1	0	1	0	2
Floyd	0	0	1	4	3	0	8	Ripley	0	0	0	1	7	0	8
Fountain	0	0	0	2	1	0	3	Rush	0	1	2	3	3	0	9
Franklin	0	0	1	2	1	0	4	St. Joseph	1	2	7	16	29	1	56
Fulton	0	0	4	1	7	0	12	Scott	0	0	4	1	8	0	13
Gibson	0	0	1	2	0	0	3	Shelby	0	2	3	4	5	0	14
Grant	1	1	5	5	13	0	25	Spencer	0	0	1	2	0	0	3
Greene	0	0	5	1	5	0	11	Starke	0	1	1	2	1	0	5
Hamilton	0	0	2	13	30	0	45	Steuben	0	1	2	2	0	0	5
Hancock	0	0	1	1	5	0	7	Sullivan	0	0	0	0	0	0	0
Harrison	0	0	3	0	6	0	9	Switzerland	0	0	0	0	0	0	0
Hendricks	0	1	1	3	20	0	25	Tippecanoe	0	0	8	7	10	0	25
Henry	0	1	7	1	7	0	16	Tipton	0	0	0	0	0	0	0
Howard	0	0	3	1	5	0	9	Union	0	0	1	0	4	0	5
Huntington	0	0	1	4	7	0	12	Vanderburgh	0	4	14	20	39	0	77
Jackson	0	0	3	2	3	0	8	Vermillion	0	0	0	2	4	0	6
Jasper	0	1	0	1	1	0	3	Vigo	0	1	9	14	10	0	34
Jay	0	0	5	0	1	0	6	Wabash	0	0	5	4	13	0	22
Jefferson	0	1	1	0	2	0	4	Warren	0	0	0	0	0	0	0
Jennings	0	0	0	2	2	0	4	Warrick	0	0	1	1	2	0	4
Johnson	0	0	4	9	23	0	36	Washington	0	0	1	0	3	0	4
Knox	0	0	0	1	4	0	5	Wayne	0	1	3	5	23	0	32
Kosciusko	0	0	3	3	3	0	9	Wells	0	0	3	1	0	0	4
LaGrange	0	0	2	2	6	0	10	White	1	0	0	1	1	0	3
Lake	0	2	11	17	12	0	42	Whitley	0	1	1	3	0	0	5
LaPorte	1	0	8	3	0	0	12	<u>Unknown**</u>	<u>0</u>	<u>0</u>	<u>0</u>	<u>0</u>	<u>0</u>	<u>3</u>	<u>3</u>
Lawrence	0	0	3	1	5	0	9	Total	6	64	327	346	713	4	1,460

Data based on Most Serious Offense and includes only New- and Reccommitments.

Parole violators are not included.

**"Other" may include missing, habitual offense, contempt of court, or misdemeanor.

***"Unknown" represents offenders who were sentenced to DOC, but County of Commitment data was unavailable.

Source: Prsadm7.pgm

Indiana Department of Correction
Table 7
Release Type by County of Commitment - Adult Offenders

August 2013											
County	Release Type				Total	County	Release Type				Total
	Parole	Probation	Discharged	CTP			Parole	Probation	Discharged	CTP	
Adams	4	4	0	1	9	Madison	34	11	1	4	50
Allen	46	20	4	17	87	Marion	174	76	55	33	338
Bartholomew	12	0	3	4	19	Marshall	2	5	0	2	9
Benton	1	2	0	0	3	Martin	0	0	0	0	0
Blackford	3	1	1	0	5	Miami	1	1	0	1	3
Boone	4	2	0	0	6	Monroe	20	7	1	0	28
Brown	2	0	0	0	2	Montgomery	10	4	0	0	14
Carroll	4	1	0	2	7	Morgan	8	4	1	1	14
Cass	2	1	0	3	6	Newton	2	0	0	0	2
Clark	7	10	2	2	21	Noble	9	12	3	1	25
Clay	1	7	2	0	10	Ohio	0	0	0	1	1
Clinton	1	10	2	0	13	Orange	0	0	0	0	0
Crawford	3	1	0	0	4	Owen	3	2	0	0	5
Daviess	2	1	0	0	3	Parke	2	0	0	0	2
Dearborn	13	17	1	0	31	Perry	4	2	0	2	8
Decatur	5	3	2	0	10	Pike	2	2	0	0	4
DeKalb	1	1	0	0	2	Porter	7	2	0	0	9
Delaware	7	6	1	6	20	Posey	3	2	0	0	5
Dubois	3	0	0	2	5	Pulaski	0	0	0	1	1
Elkhart	18	18	0	6	42	Putnam	7	9	0	3	19
Fayette	9	4	0	0	13	Randolph	1	0	0	1	2
Floyd	3	7	0	1	11	Ripley	2	4	0	0	6
Fountain	1	0	1	0	2	Rush	1	3	0	2	6
Franklin	0	3	0	0	3	St. Joseph	31	16	4	7	58
Fulton	2	4	0	1	7	Scott	3	5	1	0	9
Gibson	1	2	0	1	4	Shelby	7	2	4	3	16
Grant	3	10	0	1	14	Spencer	2	0	0	0	2
Greene	3	5	0	0	8	Starke	3	1	1	1	6
Hamilton	14	28	9	0	51	Steuben	2	2	0	2	6
Hancock	12	2	0	7	21	Sullivan	0	1	0	0	1
Harrison	9	1	0	0	10	Switzerland	0	0	0	0	0
Hendricks	22	3	9	0	34	Tippecanoe	15	21	3	1	40
Henry	11	3	1	3	18	Tipton	0	0	1	0	1
Howard	6	10	0	6	22	Union	1	2	1	0	4
Huntington	6	12	1	0	19	Vanderburgh	42	4	10	6	62
Jackson	5	6	2	0	13	Vermillion	0	2	0	0	2
Jasper	2	0	0	1	3	Vigo	15	4	0	5	24
Jay	3	2	0	1	6	Wabash	4	2	0	2	8
Jefferson	12	1	0	2	15	Warren	0	0	0	0	0
Jennings	8	3	3	0	14	Warrick	2	1	0	1	4
Johnson	22	9	3	2	36	Washington	1	1	0	0	2
Knox	1	1	0	0	2	Wayne	26	6	3	0	35
Kosciusko	6	4	1	0	11	Wells	4	6	0	0	10
LaGrange	6	6	3	0	15	White	1	2	0	1	4
Lake	25	6	2	9	42	Whitley	0	0	0	0	0
LaPorte	7	5	0	0	12	Unknown*	7	0	1	1	9
Lawrence	6	4	0	1	11	Total	802	470	143	161	1,576

This data excludes Temporary Moves, Safekeepers, Predispositions, Escapes, Deaths, releases from CTP and releases from Out of State Parole.

*"Unknown" represents offenders who were sentenced to DOC, but County of Commitment data was unavailable.

Source: prisrel7.pgm

Indiana Department of Correction
Table 8
The Number of Department of Correction Offenders
Held in County Jails*

September 3, 2013

<u>County</u>	<u>Adult Male</u>	<u>Adult Female</u>	<u>County</u>	<u>Adult Male</u>	<u>Adult Female</u>	<u>County</u>	<u>Adult Male</u>	<u>Adult Female</u>
Adams	0	0	Hendricks	18	2	Pike	8	0
Allen	20	0	Henry**	1	0	Porter	12	5
Bartholomew	5	0	Howard	5	2	Posey	10	0
Benton	0	0	Huntington	3	1	Pulaski**	1	0
Blackford**	8	0	Jackson	8	0	Putnam**	23	4
Boone	9	0	Jasper	0	0	Randolph	0	0
Brown	0	0	Jay	3	0	Ripley	9	0
Carroll	0	0	Jefferson	0	0	Rush	2	1
Cass	7	0	Jennings	3	1	St. Joseph	8	0
Clark	11	2	Johnson	3	1	Scott	3	0
Clay	12	1	Knox**	14	4	Shelby	8	1
Clinton	20	2	Kosciusko	8	2	Spencer**	0	0
Crawford**	15	0	LaGrange	12	1	Starke	4	1
Daviess	3	1	Lake	8	0	Steuben	1	0
Dearborn	15	0	LaPorte	6	0	Sullivan	1	0
Decatur	3	0	Lawrence	20	1	Switzerland	1	0
DeKalb	0	0	Madison	1	0	Tippecanoe	22	1
Delaware	10	1	Marion	7	2	Tipton	1	0
Dubois	0	0	Marshall	4	0	Union	0	0
Elkhart	45	11	Martin	1	0	Vanderburgh	26	3
Fayette	3	2	Miami	12	0	Vermillion	7	2
Floyd	7	1	Monroe	8	1	Vigo	3	0
Fountain	2	0	Montgomery	16	1	Wabash	3	0
Franklin	1	1	Morgan	17	0	Warren	1	0
Fulton	10	0	Newton	0	0	Warrick	3	0
Gibson	7	1	Noble	31	2	Washington	4	0
Grant	6	0	Ohio	1	0	Wayne	22	5
Greene	6	0	Orange**	5	0	Wells**	13	2
Hamilton	16	5	Owen	2	0	White	3	0
Hancock	5	0	Parke	8	0	<u>Whitley</u>	<u>2</u>	<u>0</u>
Harrison**	3	0	Perry	1	0	Total	676	74

* Data is based on known frequencies reported by the counties, some county data may be missing

** County Jail Substance Abuse Programs

Source: OIS □

Indiana Department of Correction
Table 9
Community Transition Program
Average Daily Populations

<u>Month</u>	<u>2009</u>	<u>2010</u>	<u>2011</u>	<u>2012</u>	<u>2013</u>
January	404	450	544	483	493
February	410	422	530	474	475
March	384	445	495	483	511
April	390	475	506	586	510
May	408	501	520	514	509
June	414	536	523	506	522
July	414	577	534	520	533
August	400	614	509	511	495
September	429	568	497	502	
October	450	572	454	501	
November	452	578	468	498	
December	<u>458</u>	<u>560</u>	<u>479</u>	<u>492</u>	
YEARLY AVERAGE	417	525	505	506	506

Source: CTP Database and OIS Warmbody

Indiana Department Of Correction
Table 10
Community Transition Program
August 2013 Release Information

Total number of offenders eligible to be released during August 2013 = 648

Felony A and B total =	307
Felony C total =	211
Felony D total =	124
Murder =	6

Total number of offenders transitioned to counties for CTP = 180

By default (lack of response from judge)	
Felony A or B =	0
Felony C =	25
Felony D =	28
By approval by court order from judge	
Felony A or B =	76
Felony C =	34
Felony D =	14
Murder =	3

Total number of offenders transitioned to counties then returned to DOC due to refusal (court ordered denial upon receipt of offender) = 0

Total number of court ordered denials = 315

Felony A or B =	140
Felony C =	111
Felony D =	62
Murder =	2

Total number of Felony A or B, or Murder denials by default (no response from judge) = 63

Total number of offenders who became ineligible after eligibility determined but prior to CTP commencement date (reasons include change in Earliest Possible Release Date, change in warrant status, released to probation or to parole, other miscellaneous) = 90

Felony A or B =	29
Felony C =	41
Felony D =	20
Murder =	0

*Indiana Department of Correction
Table 11
Total Number of Felony Offenses
Committed to the Indiana Department of Correction*

August 2013

Felony Level	Primary Offense	Secondary Offense	Aug-13		This Calendar Year	
			SEX		SEX	
			F	M	F	M
Murder	Murder (35-42-1-1)		-	7	2	57
Murder Total			-	7	2	57

Felony Level	Primary Offense	Secondary Offense	Aug-13		This Calendar Year	
			SEX		SEX	
			F	M	F	M
A Felony	Aiding, Inducing or Causing an Offense (35-41-2-4)	Child Molesting (35-42-4-3)	-	-	-	5
		Dealing Methamphetamine (35-48-4-1.1)	-	-	-	1
		Dealing Sched I, II, or III Cntrl Sub (35-48-4-2)	-	-	-	1
		Murder (35-42-1-1)	-	-	-	3
	Arson (35-43-1-1)		-	1	1	5
	Attempt to Commit a Felony (35-41-5-1)	Child Molesting (35-42-4-3)	-	1	-	6
		Dealing Methamphetamine (35-48-4-1.1)	-	1	-	1
		Murder (35-42-1-1)	-	8	2	45
		Robbery (35-42-5-1)	-	-	-	2
		Voluntary Manslaughter (35-42-1-3)	-	1	-	1
	Burglary (35-43-2-1)		-	2	1	24
	Child Molesting (35-42-4-3)		-	19	-	145
	Conspiracy (35-41-5-2)	Dealing Cocaine or Narcotic Drug (35-48-4-1)	-	1	-	3
		Kidnapping (35-42-3-2)	-	-	-	1
		Murder (35-42-1-1)	-	-	2	-
	Criminal Deviate Conduct (35-42-4-2)		-	-	-	9
	Dealing Cocaine or Narcotic Drug (35-48-4-1)		1	26	7	115
	Dealing Methamphetamine (35-48-4-1.1)		3	6	8	42
	Dealing Sched I, II, or III Cntrl Sub (35-48-4-2)		2	1	16	15
	Fail to Stop Accident w/Injury (9-26-1-1)		-	-	1	-
	Kidnapping (35-42-3-2)		-	-	-	7
	Neglect of a Dependent/Death (35-46-1-4)		-	2	2	5
	Possession of Cocaine or Narcotic Drug (35-48-4-6)		1	-	1	5
	Possession of Methamphetamine (35-48-4-6.1)		-	4	-	5
	Rape (35-42-4-1)		-	-	-	7
	Robbery (35-42-5-1)		-	2	2	12
	Voluntary Manslaughter (35-42-1-3)		-	2	-	14
A Felony Total			7	77	43	479

Felony Level	Primary Offense	Secondary Offense	Aug-13		This Calendar Year	
			SEX		SEX	
			F	M	F	M
B Felony	Accident/Failure to Stop-Serious Inj/Death (9-26-1-8)		-	-	-	3
	Aggravated Battery (35-42-2-1.5)		1	7	9	45
	Aiding, Inducing or Causing an Offense (35-41-2-4)	Aggravated Battery (35-42-2-1.5)	-	-	-	1
		Burglary (35-43-2-1)	1	2	3	10
		Child Molesting (35-42-4-3)	-	-	1	-
		Dealing Cocaine or Narcotic Drug (35-48-4-1)	-	-	1	5
		Dealing Methamphetamine (35-48-4-1.1)	-	-	1	4
		Dealing Sched I, II, or III Cntrl Sub (35-48-4-2)	-	-	5	-
		Dealing Sched IV Cntrl Sub (35-48-4-3)	-	1	-	1
		Possession of Cocaine or Narcotic Drug (35-48-4-6)	-	-	-	1
		Rape (35-42-4-1)	-	-	-	1
		Robbery (35-42-5-1)	-	3	-	10
	Arson (35-43-1-1)		1	2	5	32
	Attempt to Commit a Felony (35-41-5-1)	Aggravated Battery (35-42-2-1.5)	-	1	-	1
		Arson (35-43-1-1)	-	-	-	1
		Burglary (35-43-2-1)	-	1	-	4
		Carjacking (35-42-5-2)	-	-	1	1
		Child Molesting (35-42-4-3)	-	-	-	3
		Criminal Deviate Conduct (35-42-4-2)	-	2	-	5
		Dealing Cocaine or Narcotic Drug (35-48-4-1)	-	-	2	-
		Dealing Methamphetamine (35-48-4-1.1)	-	1	-	1
		Dealing Sched I, II, or III Cntrl Sub (35-48-4-2)	-	-	-	1

(15.1)

	Murder (35-42-1-1)	-	-	1	-
	Rape (35-42-4-1)	-	-	-	3
	Robbery (35-42-5-1)	-	3	-	33
	Sexual Misconduct with a Minor (35-42-4-9)	-	-	-	2
Battery (35-42-2-1)		-	2	1	8
Burglary (35-43-2-1)		10	84	62	596
Carjacking (35-42-5-2)		-	2	4	21
Child Molesting (35-42-4-3)		-	13	5	87
Conspiracy (35-41-5-2)	Burglary (35-43-2-1)	-	1	1	4
	Child Molesting (35-42-4-3)	-	-	-	1
	Dealing Cocaine or Narcotic Drug (35-48-4-1)	-	1	2	12
	Dealing Methamphetamine (35-48-4-1.1)	-	2	6	9
	Dealing Sched I, II, or III Cntrl'd Sub (35-48-4-2)	-	-	1	2
	Possession of Cocaine or Narcotic Drug (35-48-4-6)	-	-	-	1
	Robbery (35-42-5-1)	2	1	4	18
Criminal Confinement (35-42-3-3)		-	15	2	61
Criminal Deviate Conduct (35-42-4-2)		-	3	1	29
Dealing Cocaine or Narcotic Drug (35-48-4-1)		5	75	64	484
Dealing Methamphetamine (35-48-4-1.1)		13	42	90	300
Dealing Sched I, II, or III Cntrl'd Sub (35-48-4-2)		6	26	91	192
Dealing Sched IV Cntrl'd Sub (35-48-4-3)		1	3	4	9
Dealing Sched V Cntrl'd Sub (35-48-4-4)		-	-	5	3
Escape/Failure to Return (35-44-3-5)		-	-	-	2
Felon in Possession of a Firearm (35-47-4-5)		-	19	1	111
Incest (35-46-1-3)		-	-	-	12
Neglect of a Dependent (35-46-1-4)		1	2	7	19
Operating Vehicle Intoxicated/Death (9-30-5-5)		-	-	6	15
Possession Methamphetamine (35-48-4-6.1)		1	4	14	24
Possession of Cocaine or Narcotic Drug (35-48-4-6)		-	5	4	33
Prisoner Poss. Dang Device/Material (35-44-3-9.5)		-	-	-	1
Promoting Prostitution, under 18 (35-45-4-4)		-	-	1	-
Rape (35-42-4-1)		-	4	-	28
Robbery (35-42-5-1)		1	42	14	313
Security Fraud (23-19-5-1)		-	-	-	6
Sexual Misconduct with a Minor (35-42-4-9)		-	11	3	71
Stalking (35-45-10-5)		-	-	-	2
Vicarious Sexual Gratification (35-42-4-5)		-	-	-	2
Voluntary Manslaughter (35-42-1-3)		-	-	-	6
B Felony Total		43	380	422	2650

Felony Level	Primary Offense	Secondary Offense	Aug-13		This Calendar Year	
			SEX		SEX	
			F	M	F	M
C Felony	Aiding, Inducing or Causing an Offense (35-41-2-4)	Burglary (35-43-2-1)	2	-	2	6
		Child Exploitation (35-42-4-4)	-	-	-	1
		Child Molesting (35-42-4-3)	-	1	-	3
		Escape/Failure to Return (35-44-3-5)	1	-	1	-
		Firearm w/in One Mile of School (35-47-2-1)	-	1	-	1
		Forgery (35-43-5-2)	2	1	2	1
		Robbery (35-42-5-1)	-	-	-	2
	Arson (35-43-1-1)		-	-	1	1
	Assisting a Criminal (35-44-3-2)		-	1	-	7
	Attempt to Commit a Felony (35-41-5-1)	Battery (35-42-2-1)	-	1	-	8
		Burglary (35-43-2-1)	-	4	-	13
		Child Molesting (35-42-4-3)	-	-	-	1
		Criminal Recklessness (35-42-2-2)	-	1	-	2
		Disarm/Attempt to Disarm an Officer (35-44.1-3-2)	-	-	1	-
		Escape/Failure to Return (35-44-3-5)	1	1	1	2
		Possession of Cocaine or Narcotic Drug (35-48-4-6)	-	-	2	-
		Possession/Use Legend Drug (16-42-19-27)	-	-	-	1
		Robbery (35-42-5-1)	-	3	-	9
		Sexual Misconduct with a Minor (35-42-4-9)	-	-	-	2
	Auto Theft, Receiving Stolen Parts (35-43-4-2.5)		2	4	5	35
	Battery (35-42-2-1)		6	38	33	265
	Battery by Bodily Waste (35-42-2-6)		-	-	-	1
	Bribery (35-44-1-1)		-	1	-	1
	Burglary (35-43-2-1)		5	93	28	525
	Carrying Handgun w/o License (35-47-2-23)		-	10	-	72
	Child Exploitation (35-42-4-4)		-	7	1	15
	Child Molesting (35-42-4-3)		-	19	-	163
	Child Solicitation (35-42-4-6)		-	1	-	11
	Conspiracy (35-41-5-2)	Dealing Marijuana, Hash Oil, or Hashish (35-48-4-10)	-	-	2	1
		Dealing/Poss. Look-Alike Subs (35-48-4-4.6)	-	-	-	2

	Forgery (35-43-5-2)	-	-	1	4
	Possession of Controlled Substance (35-48-4-7)	-	-	-	1
	Robbery (35-42-5-1)	1	-	4	1
	Controlled Substance Registration (35-48-4-14)	1	1	3	1
	Corrupt Business Influence (35-45-6-2)	-	6	8	20
	Criminal Confinement (35-42-3-3)	-	2	1	41
	Criminal Mischief (35-43-1-2)	-	-	-	1
	Criminal Recklessness (35-42-2-2)	-	3	2	39
	Dangerous Control of a Handgun (35-47-10-6)	-	-	-	2
	Dangerous Possession of a Handgun (35-47-10-5)	-	-	-	2
	Dealing Cocaine or Narcotic Drug (35-48-4-1)	-	-	-	2
	Dealing Marijuana, Hash Oil, or Hashish (35-48-4-10)	-	3	2	27
	Dealing Sched IV Controlled Substance (35-48-4-3)	2	1	14	21
	Dealing/Poss. Look-Alike Subs (35-48-4-4.6)	-	2	1	13
	Disarm/Attempt to Disarm an Officer (35-44.1-3-2)	-	1	-	5
	Escape/Failure to Return (35-44-3-5)	1	9	7	44
	Failure to Register as a Sex Offender (11-8-8-17)	-	4	1	47
	Failure to Stop Accident/Death (9-26-1-8)	-	-	1	4
	Felon in Possession of a Firearm (35-47-4-5)	-	-	-	1
	Firearm w/in One Mile of School (35-47-2-1)	-	23	1	68
	Forgery (35-43-5-2)	25	47	162	311
	Fraud on Financial Institution (35-43-5-8)	2	3	14	20
	Handgun Violation (35-47-2-7)	-	-	-	4
	Home Improvement Fraud (35-43-6-13)	-	-	-	6
	Incest (35-46-1-3)	-	-	-	5
	Insurance Fraud (35-43-5-4.5)	-	-	-	1
	Intimidation (35-45-2-1)	1	6	4	43
	Involuntary Manslaughter (35-42-1-4)	-	1	-	5
	Neglect of a Dependent (35-46-1-4)	1	2	36	27
	Non-Support of Dependent Child (35-46-1-5)	-	12	11	64
	Obliterating Handgun I.D. (35-47-2-18)	-	3	-	14
	Obtain Legend Drug by Fraud/Prior Conv (16-42-19-16)	-	-	1	1
	Operating Vehicle Intoxicated/Death (9-30-5-5)	-	1	1	10
	Operating Vehicle Intoxicated/Injury (9-30-5-4)	-	-	3	8
	Operating Vehicle w/Lifetime Suspension (9-30-10-17)	1	38	15	238
	Operating Vehicle-Habitual Violation (9-30-10-16)	-	-	-	3
	Operating Vehicle-Schedule I/Death (35-48-2-4)	-	-	-	1
	Possession - Destruct Device (35-47.5-5-2)	-	1	-	3
	Possession - Machine Gun or Bomb (35-47-5-8)	-	-	-	1
	Possession Methamphetamine (35-48-4-6.1)	2	5	9	22
	Possession of Cocaine or Narcotic Drug (35-48-4-6)	1	27	12	119
	Possession of Controlled Substance (35-48-4-7)	4	4	15	49
	Possession of Precursors (35-48-4-14.5)	1	6	13	22
	Prisoner Poss. Dang Device/Material (35-44-3-9.5)	-	-	-	2
	Promoting Prostitution (35-45-4-4)	-	-	1	1
	Reckless Homicide (35-42-1-5)	-	2	3	14
	Resisting Law Enforcement (35-44.1-3-1)	-	1	-	4
	Robbery (35-42-5-1)	4	22	10	173
	Sexual Battery (35-42-4-8)	-	-	-	2
	Sexual Misconduct with a Minor (35-42-4-9)	-	5	2	65
	Stalking (35-45-10-5)	-	-	-	6
	Theft, Receiving Stolen Property (35-43-4-2)	-	1	7	6
	Trafficking with an Inmate (35-44-3-9)	1	1	13	11
	Unlawful Medical Practice (35-22.5-8-2)	-	-	-	1
	Vicarious Sexual Gratification (35-42-4-5)	-	1	-	2
	Welfare Fraud (35-43-5-7)	-	-	1	-
C Felony Total		67	431	458	2759

Felony Level	Primary Offense	Secondary Offense	Aug-13		This Calendar Year	
			SEX		SEX	
			F	M	F	M
D Felony	Accident/Failure to Stop-Serious Inj/Death (9-26-1-8)		-	2	1	3
	Aid-Manufacture of Schedule 2 (35-48-4-2)		-	-	-	1
	Aiding, Inducing or Causing an Offense (35-41-2-4)	Auto Theft, Receiving Stolen Parts (35-43-4-2.5)	-	-	-	1
		Battery (35-42-2-1)	-	1	-	1
		Controlled Substance Registration (35-48-4-14)	-	-	-	1
		Operating Vehicle Intox-Prior (9-30-5-3)	-	1	-	1
		Possession of Methamphetamine (35-48-4-6.1)	-	-	-	2
		Possession of Precursors (35-48-4-14.5)	-	-	-	2
		Residential Entry (35-43-2-1.5)	-	1	-	4
		Theft, Receiving Stolen Property (35-43-4-2)	-	3	1	18
	Arson (35-43-1-1)		-	2	1	10
	Assisting a Criminal (35-44-3-2)		1	1	8	8

Attempt to Commit a Felony (35-41-5-1)	Auto Theft, Receiving Stolen Parts (35-43-4-2.5)	-	-	-	2
	Battery by Bodily Waste (35-42-2-6)	-	-	1	-
	Controlled Substance Registration (35-48-4-14)	-	-	1	1
	Dissemination of Matter Harmful to Minor (35-49-3-3)	-	-	-	1
	Failure to Register as a Sex Offender (11-8-8-17)	-	-	-	1
	Failure to Return to Lawful Detention (35-44-3-5)	-	-	1	-
	Fraud (35-43-5-4)	2	1	4	3
	Possession/Use of Legend Drug (16-42-19-13)	-	-	-	1
	Residential Entry (35-43-2-1.5)	-	3	-	5
	Resisting Law Enforcement (35-44-3-3)	-	-	1	1
	Theft, Receiving Stolen Property (35-43-4-2)	-	6	5	38
Auto Theft, Receiving Stolen Parts (35-43-4-2.5)		2	30	16	153
Battery (35-42-2-1)		1	18	24	157
Battery by Bodily Waste (35-42-2-6)		2	4	13	34
Burglary (35-43-2-1)		-	-	2	2
Cheating at Gambling (4-33-10-2)		-	-	-	2
Check Deception (35-43-5-5)		-	-	-	2
Check Fraud (35-43-5-12)		5	-	16	20
Child Exploitation (35-42-4-4)		-	5	1	10
Child Pornography (35-42-4-4)		-	-	-	2
Child Seduction (35-42-4-7)		-	6	-	8
Child Solicitation (35-42-4-6)		-	2	-	17
Conspiracy (35-41-5-2)	Auto Theft, Receiving Stolen Parts (35-43-4-2.5)	-	-	-	1
	Dealing Subs. Represent as Cntrl'd Subs. (35-48-4-4.5)	-	-	1	-
	Fraud (35-43-5-4)	-	-	-	3
	Theft, Receiving Stolen Property (35-43-4-2)	1	-	1	5
Controlled Substance Registration (35-48-4-14)		2	5	17	43
Conversion (35-43-4-3)		1	-	3	1
Criminal Confinement (35-42-3-3)		-	7	1	69
Criminal Gang Activity (35-45-9-3)		-	1	-	15
Criminal Mischief (35-43-1-2)		-	3	2	21
Criminal Recklessness (35-42-2-2)		6	11	17	102
Criminal Trespass (35-43-2-2)		-	1	3	25
Cruelty to Animals (35-46-3-12)		-	-	1	4
Cultivation of Marijuana (35-48-4-1)		1	-	1	2
Dealing Counterfeit Substance (35-48-4-5)		1	-	1	-
Dealing Marijuana, Hash Oil, or Hashish (35-48-4-10)		-	12	3	60
Dealing Sched V Controlled Substance (35-48-4-4)		-	-	-	2
Dealing Subs. Represent as Cntrl'd Subs. (35-48-4-4.5)		-	1	1	3
Disadvantaged: Women-Owned Business (35-43-5-9)		1	-	1	-
Disposal Dead Animal (15-17-11-20)		-	-	-	1
Dissemination of Matter Harmful to Minor (35-49-3-3)		-	-	1	7
Domestic Battery (35-42-2-1.3)		2	29	5	242
Driving While Intoxicated (9-11-2-3)		-	-	1	11
Driving While Suspended (9-24-18-5)		-	-	-	1
Driving While Suspended/Oper Veh HTV (9-30-10-16)		5	32	32	215
Driving While Suspended/Oper Veh HTV (9-30-19-16)		-	-	-	2
Dump Controlled Substance Waste (38-48-4-4.1)		-	-	2	1
Fail to Stop Accident w/Injury (9-26-1-1)		-	1	-	4
Failure to Appear (35-44-3-6)		1	1	2	8
Failure to Register as a Sex Offender (11-8-8-17)		3	5	3	93
Failure to Return to Lawful Detention (35-44-3-5)		3	19	46	183
False Information to Government Entity (35-44.1-2-3)		-	-	1	-
Forgery, Counterfeit (35-43-5-2)		-	-	2	9
Fraud (35-43-5-4)		4	14	36	65
Fraudulent Ballot (3-14-2-1)		-	-	-	3
Habitual Offender Substance Abuse (35-50-2-10)		-	-	1	3
Home Improvement Fraud (35-43-6-12)		-	-	-	1
Home Improvement Fraud/Enhanced (35-43-6-13)		-	-	-	4
Identity Deception (35-43-5-3.5)		2	1	11	19
Impersonation of a Public Servant (35-44-2-3)		-	1	-	6
Interfering w/ Law Enforcement Animal (35-46-3-11)		-	-	-	1
Intimidation (35-45-2-1)		1	24	8	144
Invasion of Privacy (35-46-1-15.1)		-	7	3	43
Legend Drug Deception (35-43-10-3)		1	-	1	-
Maintaining a Common Nuisance (35-48-4-13)		5	19	50	113
Manufacture Paraphernalia (35-48-4-8.1)		-	-	-	1
Money Laundering (35-45-15-5)		-	-	-	4
Moving Body from Scene of Death (36-2-14-17)		-	-	1	2
Neglect of a Dependent (35-46-1-4)		8	2	46	45
Non-Support of a Child (35-46-1-5)		3	9	12	50
Non-Support of a Spouse (35-46-1-6)		-	1	-	1
Obstruction of Justice (35-44-3-4)		-	5	7	26
Official Misconduct (35-44-1-2)		-	-	-	2
Operating Vehicle Intox-Prior (9-30-5-3)		9	54	111	395
Operating Vehicle Intoxicated-Contrld Sub (9-30-5-1)		2	8	7	45

	Operating Vehicle Intoxicated-Endanger (9-30-5-2)	8	19	29	126
	Operating Vehicle Intoxicated-Serious Injury (9-30-5-4)	1	1	9	25
	Perjury (35-44-2-1)	-	1	-	3
	Pointing a Firearm (35-47-4-3)	-	4	-	32
	Poss. of Marijuana, Hash Oil, or Hashish (35-48-4-11)	5	41	26	304
	Possession - Syringe/Needle (16-42-19-18)	3	8	24	49
	Possession of Cocaine or Narcotic Drug (35-48-4-6)	10	33	67	225
	Possession of Controlled Substance (35-48-4-7)	26	49	155	391
	Possession of Methamp Subst Tax (6-7-3-11-B)	-	-	1	3
	Possession of Methamphetamine (35-48-4-6.1)	18	37	91	199
	Possession of Paraphernalia (35-48-4-8.3)	1	4	20	31
	Possession of Precursors (35-48-4-14.5)	8	20	30	93
	Possession of Presc/Aleg Drug (35-48-3-9)	-	-	1	-
	Possession/Use of Legend Drug (16-42-19-13)	1	4	9	20
	Prescription Fraud (35-43-5-1)	1	1	1	4
	Prostitution (35-45-4-2)	6	-	32	-
	Public Indecency (35-45-4-1)	-	1	-	8
	Residential Entry (35-43-2-1.5)	3	24	23	146
	Resisting Law Enforcement (35-44-3-3)	7	39	34	285
	Sale of Legend Drug (16-42-19-11)	-	-	-	3
	Sex Offender Residency Restrictions (35-42-4-11)	-	-	-	2
	Sex Offender without Identification (11-8-8-15)	-	1	-	2
	Sexual Battery (35-42-4-8)	-	12	-	55
	Sexual Conduct in Presence of a Minor (35-42-4-5c)	-	-	-	1
	Sexual Misconduct (35-44-1-5)	-	-	-	1
	Sexual Misconduct with a Minor (35-42-4-9)	-	1	-	16
	Stalking (35-45-10-5)	-	-	-	5
	Strangulation (35-42-2-9)	-	12	-	104
	Synthetic ID Deception (35-43-5-3.8)	-	1	-	5
	Theft, Receiving Stolen Property (35-43-4-2)	82	279	573	1873
	Unlawful Use of Body Armor (35-47-5-13)	-	-	-	1
	Vicarious Sexual Gratification (35-42-4-5)	-	1	-	6
	Violation-1935 Firearms (35-47-5-4.1)	-	-	-	3
	Voyeurism (35-45-4-5)	-	1	-	15
	Welfare Fraud (35-43-5-7)	-	1	1	1
D Felony Total		255	954	1664	6655
			Aug-13	This Calendar Year	
Felony Level	Primary Offense	Secondary Offense	SEX	SEX	
Habitual Off	Habitual Offender (35-50-2-8)		F M	F M	
	Habitual Offender Controlled Substance (35-50-2-10)		- 3	1 12	
Habitual Off Total			- 4	3 22	
			Aug-13	This Calendar Year	
			SEX	SEX	
			F M	F M	
Grand Total			372 1853	2592 12622	

Indiana Department of Correction
Table 12
Number of New Admissions by Most Serious Offense
Committed to the Indiana Department of Correction

August 2013

Felony Level	Primary Offense	Secondary Offense	Aug-13		This Calendar Year	
			SEX		SEX	
			F	M	F	M
Murder	Murder (35-42-1-1)		-	6	2	51
Murder Total			-	6	2	51

Felony Level	Primary Offense	Secondary Offense	Aug-13		This Calendar Year	
			SEX		SEX	
			F	M	F	M
A Felony	Aiding, Inducing or Causing an Offense (35-41-2-4)	Child Molesting (35-42-4-3)	-	-	-	1
		Dealing Methamphetamine (35-48-4-1.1)	-	-	-	1
		Dealing Sched I, II, or III Cntrl'd Sub (35-48-4-2)	-	-	-	1
		Murder (35-42-1-1)	-	-	-	2
	Arson (35-43-1-1)		-	1	1	3
	Attempt to Commit a Felony (35-41-5-1)	Child Molesting (35-42-4-3)	-	1	-	2
		Dealing Methamphetamine (35-48-4-1.1)	-	1	-	1
		Murder (35-42-1-1)	-	5	2	26
		Robbery (35-42-5-1)	-	-	-	1
		Voluntary Manslaughter (35-42-1-3)	-	1	-	1
	Burglary (35-43-2-1)		-	2	1	21
	Child Molesting (35-42-4-3)		-	13	-	89
	Conspiracy (35-41-5-2)	Dealing Cocaine or Narcotic Drug (35-48-4-1)	-	1	-	2
		Kidnapping (35-42-3-2)	-	-	-	1
		Murder (35-42-1-1)	-	-	2	-
	Criminal Deviate Conduct (35-42-4-2)		-	-	-	6
	Dealing Cocaine or Narcotic Drug (35-48-4-1)		1	20	7	92
	Dealing Methamphetamine (35-48-4-1.1)		2	6	7	41
	Dealing Sched I, II, or III Cntrl'd Sub (35-48-4-2)		1	1	10	11
	Fail to Stop Accident w/Injury (9-26-1-1)		-	-	1	-
	Kidnapping (35-42-3-2)		-	-	-	3
	Neglect of a Dependent/Death (35-46-1-4)		-	1	2	4
	Possession of Cocaine or Narcotic Drug (35-48-4-6)		1	-	1	5
	Possession of Methamphetamine (35-48-4-6.1)		-	3	-	4
	Rape (35-42-4-1)		-	-	-	5
	Robbery (35-42-5-1)		-	1	2	10
	Voluntary Manslaughter (35-42-1-3)		-	2	-	13
A Felony Total			5	59	36	346

Felony Level	Primary Offense	Secondary Offense	Aug-13		This Calendar Year	
			SEX		SEX	
			F	M	F	M
B Felony	Accident/Failure to Stop-Serious Inj/Death (9-26-1-8)		-	-	-	2
		Aggravated Battery (35-42-2-1.5)	1	6	5	40
	Aiding, Inducing or Causing an Offense (35-41-2-4)	Aggravated Battery (35-42-2-1.5)	-	-	-	1
		Burglary (35-43-2-1)	1	2	3	9
		Child Molesting (35-42-4-3)	-	-	1	-
		Dealing Cocaine or Narcotic Drug (35-48-4-1)	-	-	1	4
		Dealing Methamphetamine (35-48-4-1.1)	-	-	1	4
		Dealing Sched I, II, or III Cntrl'd Sub (35-48-4-2)	-	-	1	-
		Dealing Sched IV Cntrl'd Sub (35-48-4-3)	-	1	-	1
		Possession of Cocaine or Narcotic Drug (35-48-4-6)	-	-	-	1
		Rape (35-42-4-1)	-	-	-	1
		Robbery (35-42-5-1)	-	1	-	7
	Arson (35-43-1-1)		1	2	5	25
	Attempt to Commit a Felony (35-41-5-1)	Aggravated Battery (35-42-2-1.5)	-	1	-	1
		Arson (35-43-1-1)	-	-	-	1
		Burglary (35-43-2-1)	-	-	-	2
		Child Molesting (35-42-4-3)	-	-	-	3
		Criminal Deviate Conduct (35-42-4-2)	-	1	-	2

(16.1)

	Dealing Cocaine or Narcotic Drug (35-48-4-1)	-	-	2	-
	Dealing Methamphetamine (35-48-4-1.1)	-	1	-	1
	Dealing Sched I, II, or III Cntrl Sub (35-48-4-2)	-	-	-	1
	Murder (35-42-1-1)	-	-	1	-
	Rape (35-42-4-1)	-	-	-	2
	Robbery (35-42-5-1)	-	3	-	15
<hr/>					
Battery (35-42-2-1)		-	2	1	8
Burglary (35-43-2-1)		5	64	49	452
Carjacking (35-42-5-2)		-	1	1	16
Child Molesting (35-42-4-3)		-	11	5	69
Conspiracy (35-41-5-2)	Burglary (35-43-2-1)	-	-	1	2
	Child Molesting (35-42-4-3)	-	-	-	1
	Dealing Cocaine or Narcotic Drug (35-48-4-1)	-	1	2	10
	Dealing Methamphetamine (35-48-4-1.1)	-	2	5	8
	Dealing Sched I, II, or III Cntrl Sub (35-48-4-2)	-	-	1	1
	Possession of Cocaine or Narcotic Drug (35-48-4-6)	-	-	-	1
	Robbery (35-42-5-1)	2	1	4	15
<hr/>					
Criminal Confinement (35-42-3-3)		-	3	1	22
Criminal Deviate Conduct (35-42-4-2)		-	2	1	23
Dealing Cocaine or Narcotic Drug (35-48-4-1)		4	61	53	401
Dealing Methamphetamine (35-48-4-1.1)		11	38	80	274
Dealing Sched I, II, or III Cntrl Sub (35-48-4-2)		5	21	73	162
Dealing Sched IV Cntrl Sub (35-48-4-3)		1	2	3	7
Dealing Sched V Cntrl Sub (35-48-4-4)		-	-	4	3
Escape/Failure to Return (35-44-3-5)		-	-	-	2
Felon in Possession of a Firearm (35-47-4-5)		-	17	1	99
Incest (35-46-1-3)		-	-	-	7
Neglect of a Dependent (35-46-1-4)		1	1	7	17
Operating Vehicle Intoxicated/Death (9-30-5-5)		-	-	4	14
Possession Methamphetamine (35-48-4-6.1)		1	4	12	20
Possession of Cocaine or Narcotic Drug (35-48-4-6)		-	5	4	29
Rape (35-42-4-1)		-	4	-	26
Robbery (35-42-5-1)		1	28	13	220
Security Fraud (23-19-5-1)		-	-	-	1
Sexual Misconduct with a Minor (35-42-4-9)		-	7	3	55
Stalking (35-45-10-5)		-	-	-	2
Vicarious Sexual Gratification (35-42-4-5)		-	-	-	1
Voluntary Manslaughter (35-42-1-3)		-	-	-	6
B Felony Total		34	293	348	2097

Felony Level	Primary Offense	Secondary Offense	Aug-13		This Calendar Year	
			SEX		SEX	
			F	M	F	M
C Felony	Aiding, Inducing or Causing an Offense (35-41-2-4)	Burglary (35-43-2-1)	2	-	2	4
		Child Molesting (35-42-4-3)	-	1	-	3
		Escape/Failure to Return (35-44-3-5)	1	-	1	-
		Firearm w/in One Mile of School (35-47-2-1)	-	1	-	1
		Forgery (35-43-5-2)	1	1	1	1
		Robbery (35-42-5-1)	-	-	-	2
	Arson (35-43-1-1)		-	-	1	1
	Assisting a Criminal (35-44-3-2)		-	1	-	7
	Attempt to Commit a Felony (35-41-5-1)	Battery (35-42-2-1)	-	-	-	3
		Burglary (35-43-2-1)	-	2	-	8
		Child Molesting (35-42-4-3)	-	-	-	1
		Criminal Recklessness (35-42-2-2)	-	1	-	1
		Disarm/Attempt to Disarm an Officer (35-44.1-3-2)	-	-	1	-
		Escape/Failure to Return (35-44-3-5)	1	1	1	1
		Possession of Cocaine or Narcotic Drug (35-48-4-6)	-	-	2	-
		Possession/Use Legend Drug (16-42-19-27)	-	-	-	1
		Robbery (35-42-5-1)	-	1	-	7
		Sexual Misconduct with a Minor (35-42-4-9)	-	-	-	1
	Auto Theft, Receiving Stolen Parts (35-43-4-2.5)		1	4	4	25
	Battery (35-42-2-1)		5	25	30	195
	Battery by Bodily Waste (35-42-2-6)		-	-	-	1
	Bribery (35-44-1-1)		-	1	-	1
	Burglary (35-43-2-1)		4	60	21	382
	Carrying Handgun w/o License (35-47-2-23)		-	9	-	62
	Child Exploitation (35-42-4-4)		-	3	-	8
	Child Molesting (35-42-4-3)		-	11	-	97
	Child Solicitation (35-42-4-6)		-	-	-	7
	Conspiracy (35-41-5-2)	Dealing Marijuana, Hash Oil, or Hashish (35-48-4-10)	-	-	2	1
		Dealing/Poss. Look-Alike Subs (35-48-4-4.6)	-	-	-	2
		Forgery (35-43-5-2)	-	-	1	3

Possession of Controlled Substance (35-48-4-7)	-	-	-	1
Robbery (35-42-5-1)	1	-	4	-
Controlled Substance Registration (35-48-4-14)	1	1	2	1
Corrupt Business Influence (35-45-6-2)	-	6	5	19
Criminal Confinement (35-42-3-3)	-	2	1	30
Criminal Mischief (35-43-1-2)	-	-	-	1
Criminal Recklessness (35-42-2-2)	-	1	1	25
Dangerous Control of a Handgun (35-47-10-6)	-	-	-	2
Dangerous Possession of a Handgun (35-47-10-5)	-	-	-	1
Dealing Cocaine or Narcotic Drug (35-48-4-1)	-	-	-	1
Dealing Marijuana, Hash Oil, or Hashish (35-48-4-10)	-	1	2	17
Dealing Sched IV Controlled Substance (35-48-4-3)	1	-	10	16
Dealing/Poss. Look-Alike Subs (35-48-4-4.6)	-	2	1	12
Disarm/Attempt to Disarm an Officer (35-44.1-3-2)	-	1	-	4
Escape/Failure to Return (35-44-3-5)	1	7	6	32
Failure to Register as a Sex Offender (11-8-8-17)	-	3	1	39
Failure to Stop Accident/Death (9-26-1-8)	-	-	1	2
Felon in Possession of a Firearm (35-47-4-5)	-	-	-	1
Firearm w/in One Mile of School (35-47-2-1)	-	20	1	58
Forgery (35-43-5-2)	14	30	107	205
Fraud on Financial Institution (35-43-5-8)	2	3	8	13
Handgun Violation (35-47-2-7)	-	-	-	2
Home Improvement Fraud (35-43-6-13)	-	-	-	2
Incest (35-46-1-3)	-	-	-	2
Insurance Fraud (35-43-5-4.5)	-	-	-	1
Intimidation (35-45-2-1)	1	2	3	25
Involuntary Manslaughter (35-42-1-4)	-	1	-	5
Neglect of a Dependent (35-46-1-4)	-	1	17	11
Non-Support of Dependent Child (35-46-1-5)	-	10	7	53
Obliterating Handgun I.D. (35-47-2-18)	-	2	-	10
Obtain Legend Drug by Fraud/Prior Conv (16-42-19-16)	-	-	1	-
Operating Vehicle Intoxicated/Death (9-30-5-5)	-	1	-	7
Operating Vehicle Intoxicated/Injury (9-30-5-4)	-	-	2	7
Operating Vehicle w/Lifetime Suspension (9-30-10-17)	1	28	11	191
Operating Vehicle-Habitual Violation (9-30-10-16)	-	-	-	3
Operating Vehicle-Schedule 1/Death (35-48-2-4)	-	-	-	1
Possession - Destruct Device (35-47.5-5-2)	-	-	-	1
Possession - Machine Gun or Bomb (35-47-5-8)	-	-	-	1
Possession Methamphetamine (35-48-4-6.1)	2	5	8	21
Possession of Cocaine or Narcotic Drug (35-48-4-6)	1	18	11	88
Possession of Controlled Substance (35-48-4-7)	4	3	15	36
Possession of Precursors (35-48-4-14.5)	1	3	11	13
Promoting Prostitution (35-45-4-4)	-	-	1	-
Reckless Homicide (35-42-1-5)	-	2	2	13
Resisting Law Enforcement (35-44.1-3-1)	-	1	-	3
Robbery (35-42-5-1)	3	15	9	128
Sexual Battery (35-42-4-8)	-	-	-	1
Sexual Misconduct with a Minor (35-42-4-9)	-	5	2	49
Stalking (35-45-10-5)	-	-	-	6
Theft, Receiving Stolen Property (35-43-4-2)	-	1	7	3
Trafficking with an Inmate (35-44-3-9)	1	-	12	8
Vicarious Sexual Gratification (35-42-4-5)	-	-	-	1
C Felony Total	49	297	336	1998

Felony Level	Primary Offense	Secondary Offense	Aug-13		This Calendar Year	
			SEX		SEX	
			F	M	F	M
D Felony	Accident/Failure to Stop-Serious Inj/Death (9-26-1-8)		-	2	-	2
	Aiding, Inducing or Causing an Offense (35-41-2-4)	Auto Theft, Receiving Stolen Parts (35-43-4-2.5)	-	-	-	1
		Battery (35-42-2-1)	-	1	-	1
		Controlled Substance Registration (35-48-4-14)	-	-	-	1
		Operating Vehicle Intox-Prior (9-30-5-3)	-	1	-	1
		Possession of Methamphetamine (35-48-4-6.1)	-	-	-	1
		Residential Entry (35-43-2-1.5)	-	1	-	3
		Theft, Receiving Stolen Property (35-43-4-2)	-	2	1	15
	Arson (35-43-1-1)		-	2	1	6
	Assisting a Criminal (35-44-3-2)		1	1	4	6
	Attempt to Commit a Felony (35-41-5-1)	Auto Theft, Receiving Stolen Parts (35-43-4-2.5)	-	-	-	1
		Failure to Register as a Sex Offender (11-8-8-17)	-	-	-	1
		Failure to Return to Lawful Detention (35-44-3-5)	-	-	1	-
		Fraud (35-43-5-4)	-	-	2	2
		Possession/Use of Legend Drug (16-42-19-13)	-	-	-	1
		Residential Entry (35-43-2-1.5)	-	2	-	2

	Resisting Law Enforcement (35-44-3-3)	-	-	-	1
	Theft, Receiving Stolen Property (35-43-4-2)	-	5	2	17
Auto Theft, Receiving Stolen Parts (35-43-4-2.5)		2	14	14	88
Battery (35-42-2-1)		1	11	16	96
Battery by Bodily Waste (35-42-2-6)		2	4	12	21
Burglary (35-43-2-1)		-	-	1	1
Cheating at Gambling (4-33-10-2)		-	-	-	2
Check Deception (35-43-5-5)		-	-	-	1
Check Fraud (35-43-5-12)		1	-	6	8
Child Exploitation (35-42-4-4)		-	2	1	3
Child Pornography (35-42-4-4)		-	-	-	1
Child Seduction (35-42-4-7)		-	1	-	3
Child Solicitation (35-42-4-6)		-	-	-	6
Conspiracy (35-41-5-2)	Theft, Receiving Stolen Property (35-43-4-2)	1	-	1	2
Controlled Substance Registration (35-48-4-14)		1	1	8	18
Conversion (35-43-4-3)		1	-	3	-
Criminal Confinement (35-42-3-3)		-	7	1	46
Criminal Gang Activity (35-45-9-3)		-	1	-	6
Criminal Mischief (35-43-1-2)		-	-	2	12
Criminal Recklessness (35-42-2-2)		6	7	15	62
Criminal Trespass (35-43-2-2)		-	1	3	20
Cruelty to Animals (35-46-3-12)		-	-	1	3
Cultivation of Marijuana (35-48-4-1)		-	-	-	2
Dealing Counterfeit Substance (35-48-4-5)		1	-	1	-
Dealing Marijuana, Hash Oil, or Hashish (35-48-4-10)		-	9	2	38
Dealing Sched V Controlled Substance (35-48-4-4)		-	-	-	1
Dealing Subs. Represent as Cntrl'd Subs. (35-48-4-4.5)		-	-	1	1
Dissemination of Matter Harmful to Minor (35-49-3-3)		-	-	1	4
Domestic Battery (35-42-2-1.3)		2	23	4	180
Driving While Intoxicated (9-11-2-3)		-	-	1	7
Driving While Suspended/Oper Veh HTV (9-30-10-16)		3	19	22	124
Driving While Suspended/Oper Veh HTV (9-30-19-16)		-	-	-	1
Dump Controlled Substance Waste (38-48-4-4.1)		-	-	1	-
Fail to Stop Accident w/Injury (9-26-1-1)		-	-	-	2
Failure to Appear (35-44-3-6)		1	1	1	4
Failure to Register as a Sex Offender (11-8-8-17)		1	2	1	56
Failure to Return to Lawful Detention (35-44-3-5)		2	8	21	74
Forgery, Counterfeit (35-43-5-2)		-	-	2	4
Fraud (35-43-5-4)		1	2	12	31
Fraudulent Ballot (3-14-2-1)		-	-	-	1
Habitual Offender Substance Abuse (35-50-2-10)		-	-	-	1
Home Improvement Fraud/Enhanced (35-43-6-13)		-	-	-	1
Identity Deception (35-43-5-3.5)		1	1	6	9
Impersonation of a Public Servant (35-44-2-3)		-	1	-	5
Intimidation (35-45-2-1)		-	14	6	81
Invasion of Privacy (35-46-1-15.1)		-	3	1	30
Legend Drug Deception (35-43-10-3)		1	-	1	-
Maintaining a Common Nuisance (35-48-4-13)		1	4	24	38
Money Laundering (35-45-15-5)		-	-	-	3
Neglect of a Dependent (35-46-1-4)		3	1	21	12
Non-Support of a Child (35-46-1-5)		2	9	8	43
Non-Support of a Spouse (35-46-1-6)		-	1	-	1
Obstruction of Justice (35-44-3-4)		-	2	1	9
Operating Vehicle Intox-Prior (9-30-5-3)		7	39	86	283
Operating Vehicle Intoxicated-Contrld Sub (9-30-5-1)		2	8	4	34
Operating Vehicle Intoxicated-Endanger (9-30-5-2)		3	10	21	93
Operating Vehicle Intoxicated-Serious Injury (9-30-5-4)		1	1	7	10
Perjury (35-44-2-1)		-	1	-	3
Pointing a Firearm (35-47-4-3)		-	3	-	11
Poss. of Marijuana, Hash Oil, or Hashish (35-48-4-11)		4	31	16	208
Possession - Syringe/Needle (16-42-19-18)		1	3	13	27
Possession of Cocaine or Narcotic Drug (35-48-4-6)		8	24	46	163
Possession of Controlled Substance (35-48-4-7)		12	29	96	246
Possession of Methamphetamine (35-48-4-6.1)		12	21	65	116
Possession of Paraphernalia (35-48-4-8.3)		1	3	13	24
Possession of Precursors (35-48-4-14.5)		5	10	15	45
Possession/Use of Legend Drug (16-42-19-13)		-	2	4	9
Prescription Fraud (35-43-5-1)		1	1	1	2
Prostitution (35-45-4-2)		4	-	25	-
Public Indecency (35-45-4-1)		-	-	-	6
Residential Entry (35-43-2-1.5)		3	16	19	98
Resisting Law Enforcement (35-44-3-3)		3	13	12	101
Sale of Legend Drug (16-42-19-11)		-	-	-	3
Sex Offender Residency Restrictions (35-42-4-11)		-	-	-	1
Sex Offender without Identification (11-8-8-15)		-	-	-	1
Sexual Battery (35-42-4-8)		-	9	-	42

	Sexual Conduct in Presence of a Minor (35-42-4-5c)	-	-	-	1
	Sexual Misconduct (35-44-1-5)	-	-	-	1
	Sexual Misconduct with a Minor (35-42-4-9)	-	-	-	11
	Stalking (35-45-10-5)	-	-	-	4
	Strangulation (35-42-2-9)	-	9	-	58
	Synthetic ID Deception (35-43-5-3.8)	-	-	-	1
	Theft, Receiving Stolen Property (35-43-4-2)	51	160	366	1063
	Vicarious Sexual Gratification (35-42-4-5)	-	-	-	2
	Violation-1935 Firearms (35-47-5-4.1)	-	-	-	1
	Voyeurism (35-45-4-5)	-	-	-	7
	Welfare Fraud (35-43-5-7)	-	-	1	-
D Felony Total		153	559	1043	3899
		Aug-13		<i>This Calendar Year</i>	
		SEX		SEX	
		F	M	F	M
Grand Total		241	1214	1765	8391

Note: Offense data may not be available for all offenders at the time this table was prepared.
Only new commitments and probation violations are reported on this table.
Parole and Community Transition Program violators are excluded on this table.
Source: SAS - all.citations_mso.pgm

(16.5)

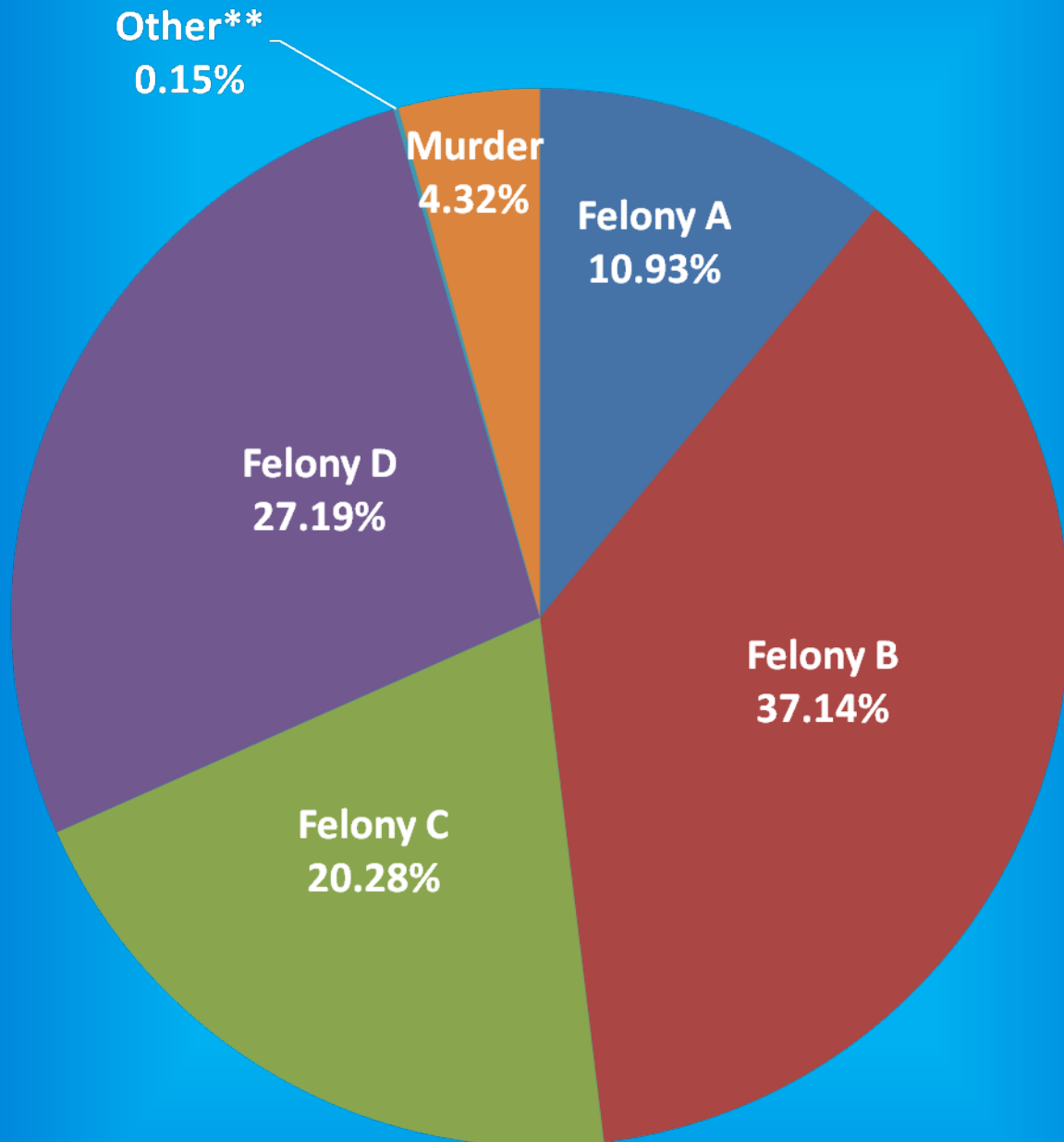
Indiana Department of Correction

Graph A

Female Population by Most Serious Offense Felony Level*

September 1, 2013

N = 2,610



• Includes Offenders Held in County Jails and Contracted Beds

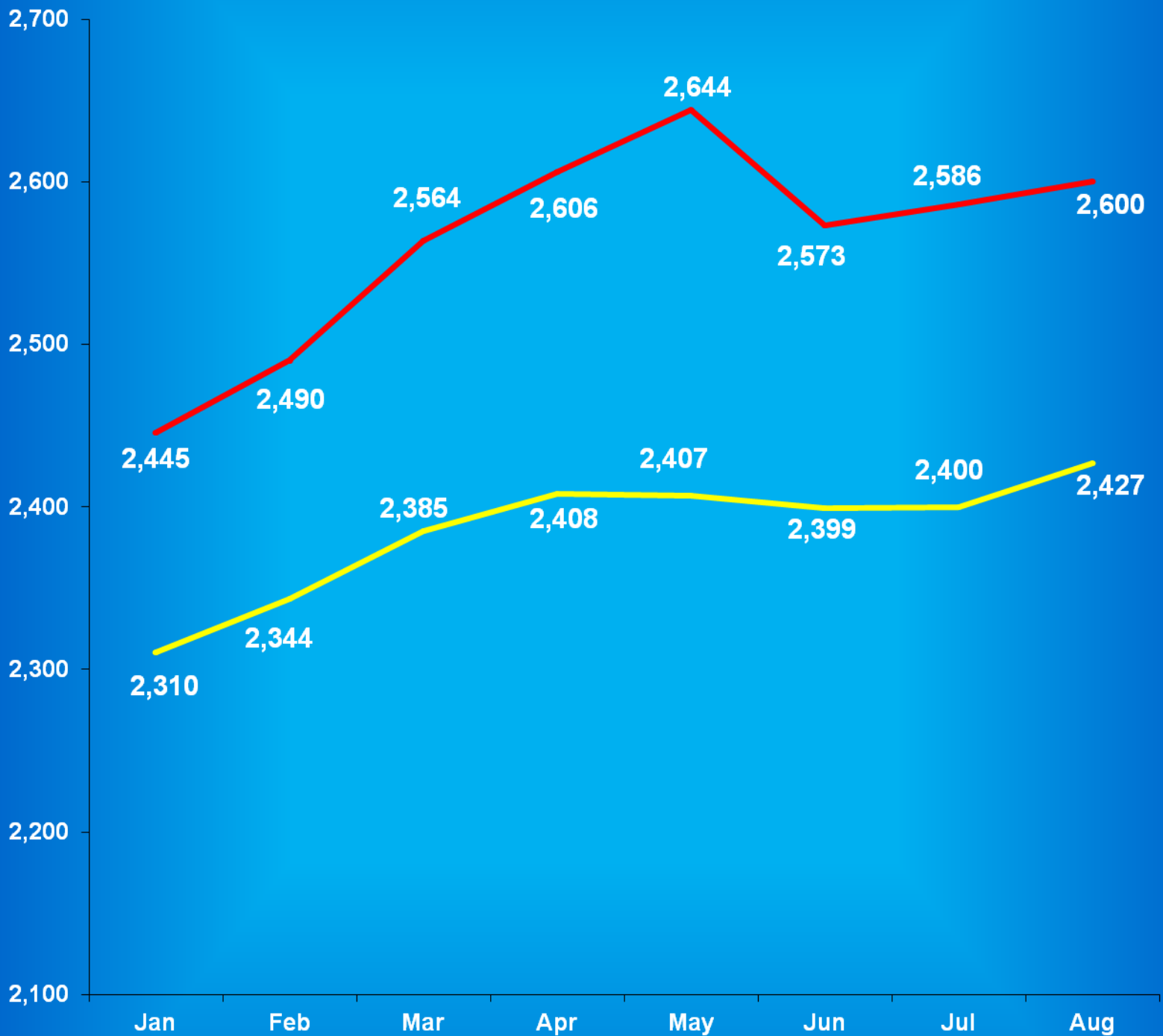
** Other includes Safekeepers, Predispositions, Habitual Offenders, Misdemeanants, and Unknowns

Indiana Department of Correction

Graph B

Average Daily Adult Female Offender Populations

Fiscal Year 2013



Includes County Jail/Contract Beds

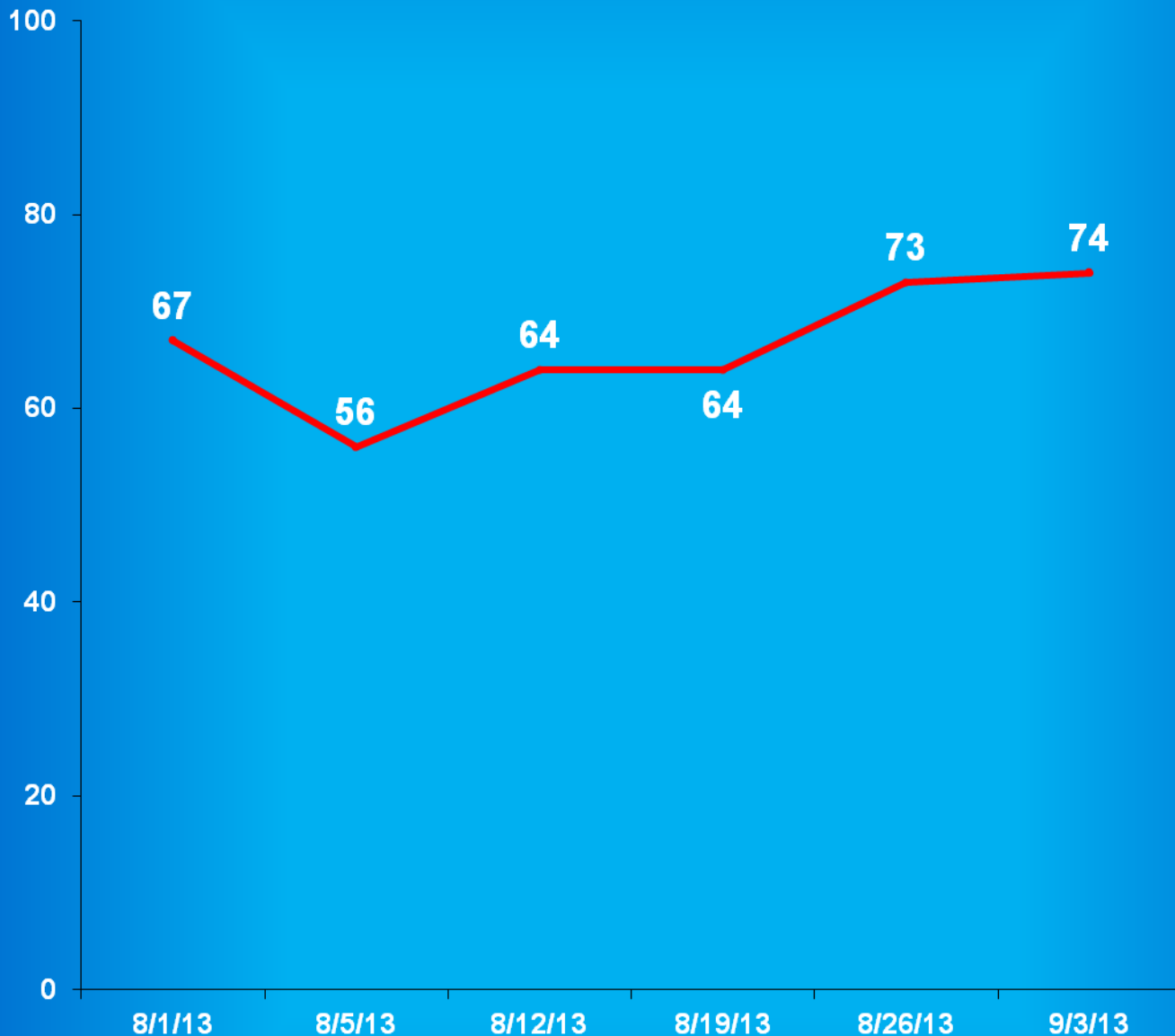
Excludes County Jail/Contract Beds

Indiana Department of Correction

Graph C

Adult Females Held in County Jails

August 2013



- Offenders held in county jails are newly sentenced offenders with completed court documents who are awaiting transfer to a DOC facility.

- Jail counts are a dynamic number that are affected by a variety of factors, including; sentencing trends, available DOC beds, and intake process completion.

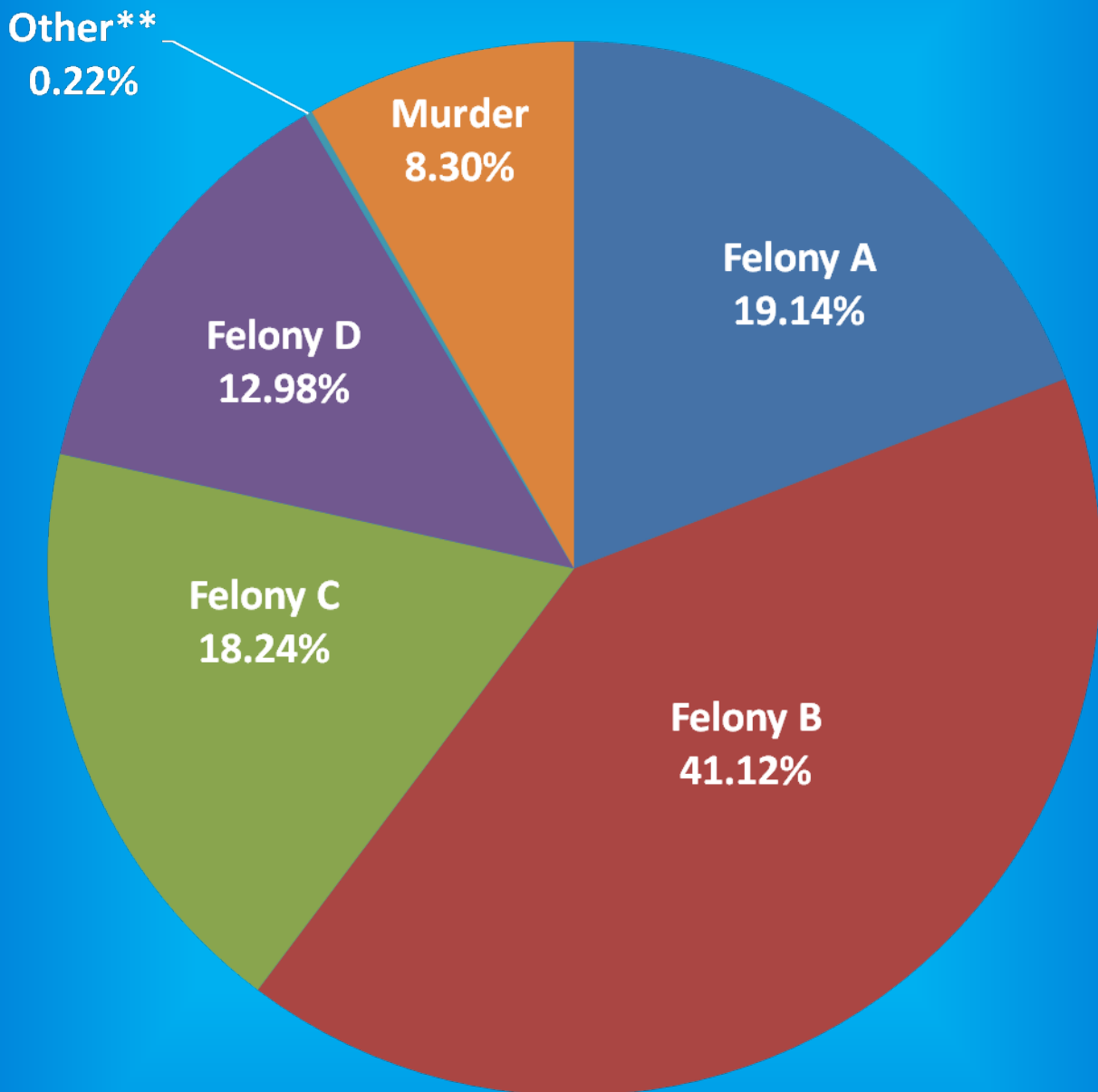
Indiana Department of Correction

Graph D

Male Population by Most Serious Offense Felony Level*

September 1, 2013

N = 26,268



• Includes Offenders Held in County Jails and Contracted Beds

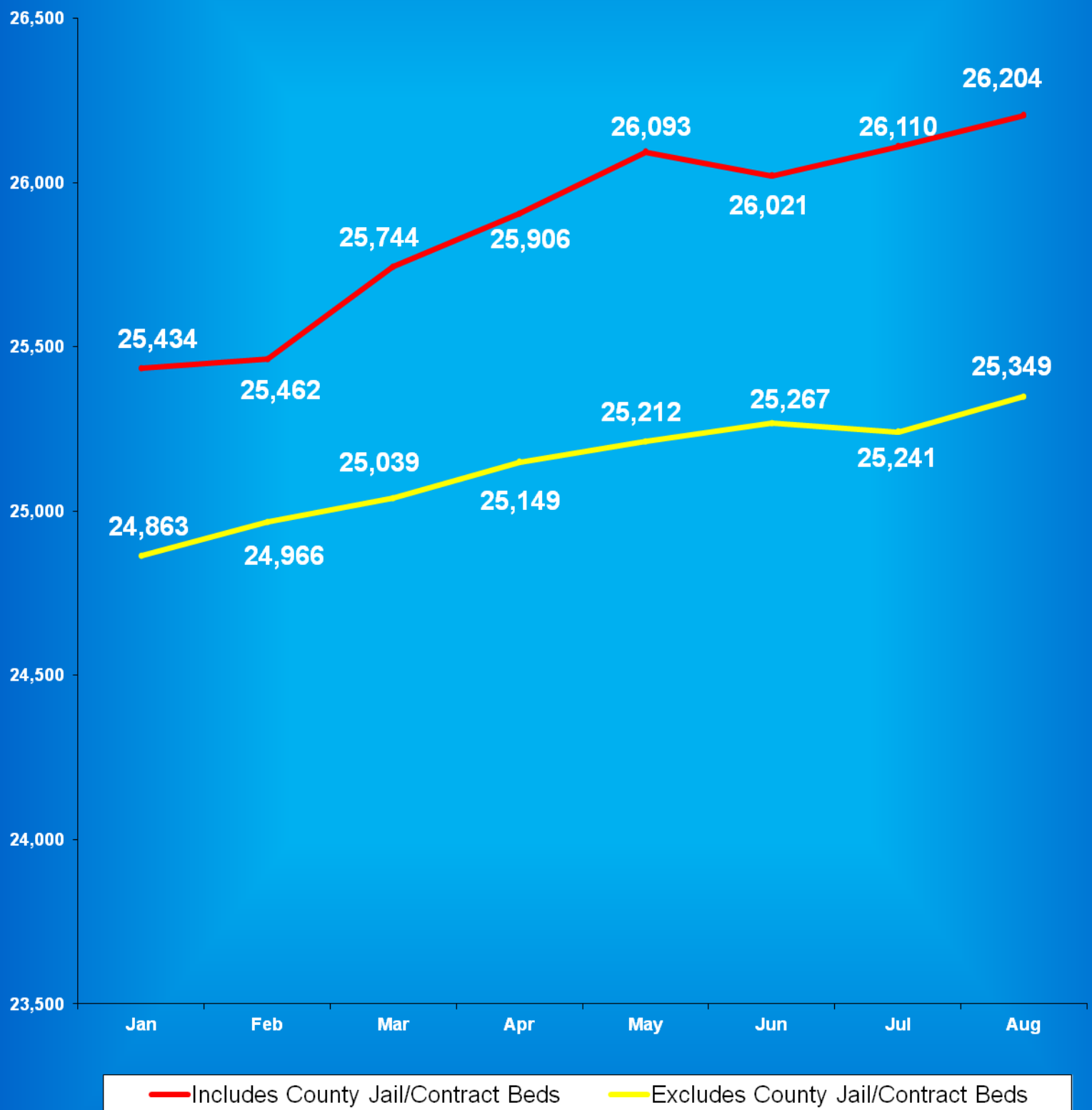
** Other includes Safekeepers, Predispositions, Habitual Offenders, Misdemeanants, and Unknowns

Indiana Department of Correction

Graph E

Average Daily Adult Male Offender Populations

Fiscal Year 2013

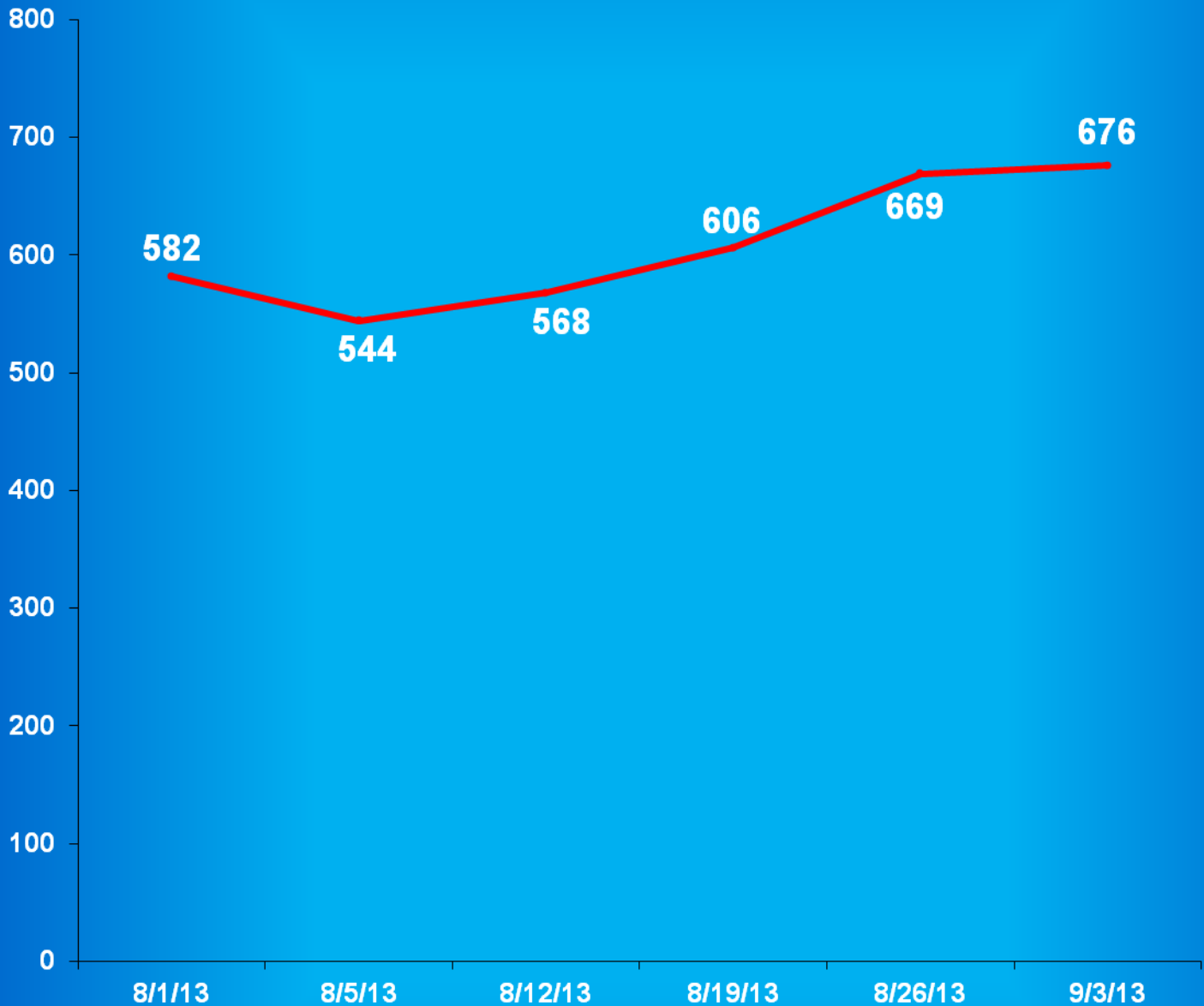


Indiana Department of Correction

Graph F

Adult Males Held in County Jails

August 2013



- Offenders held in county jails are newly sentenced offenders with completed court documents who are awaiting transfer to a DOC facility.

- Jail counts are a dynamic number that are affected by a variety of factors, including; sentencing trends, available DOC beds, and intake process completion.



Juvenile Offender Statistics



Indiana Department Of Correction
Table 13
Monthly Facility Admissions and Releases
Juvenile Offenders
August 2013

Admissions of All Juvenile Males

New Commitment	Re- Commitment	Parolee Technical Return	Return From Escape	Diagnostics/ Walk-Thrus
32	12	3	0	6

Releases of All Juvenile Males

Discharge	Parole	Escape	Diagnostics/ Walk-Thrus
48	13	0	4

Admissions of All Juvenile Females

New Commitment	Re- Commitment	Parolee Technical Return	Return From Escape	Diagnostics/ Walk-Thrus
22	1	0	0	1

Releases of All Juvenile Females

Discharge	Parole	Escape	Diagnostics/ Walk-Thrus
10	8	0	1

Sources:

SAS - mnthadm4_pgm_tbl13.pgm

SAS - mnthext4_pgm_tbl13.pgm

Indiana Department of Correction

Table 14

New Admissions by County of Commitment - Juveniles

August 2013

Admission Type				Admission Type			
County	New Commits	Re Commits	Total	County	New Commits	Re Commits	Total
Adams	0	0	0	Madison	0	0	0
Allen	4	0	4	Marion	6	0	6
Bartholomew	0	0	0	Marshall	0	0	0
Benton	0	0	0	Martin	0	0	0
Blackford	0	0	0	Miami	0	0	0
Boone	0	0	0	Monroe	0	0	0
Brown	0	0	0	Montgomery	3	0	3
Carroll	1	0	1	Morgan	3	1	4
Cass	0	0	0	Newton	0	0	0
Clark	0	0	0	Noble	0	0	0
Clay	0	0	0	Ohio	0	0	0
Clinton	2	1	3	Orange	0	0	0
Crawford	0	0	0	Owen	0	0	0
Daviess	0	0	0	Parke	0	0	0
Dearborn	1	1	2	Perry	0	1	1
Decatur	0	1	1	Pike	0	0	0
DeKalb	0	0	0	Porter	1	0	1
Delaware	2	0	2	Posey	0	0	0
Dubois	0	0	0	Pulaski	0	0	0
Elkhart	1	0	1	Putnam	0	0	0
Fayette	0	0	0	Randolph	0	0	0
Floyd	0	0	0	Ripley	0	0	0
Fountain	0	0	0	Rush	0	0	0
Franklin	0	0	0	St. Joseph	5	3	8
Fulton	0	0	0	Scott	0	1	1
Gibson	0	0	0	Shelby	0	0	0
Grant	0	0	0	Spencer	0	0	0
Greene	0	0	0	Starke	0	0	0
Hamilton	1	0	1	Steuben	3	0	3
Hancock	0	0	0	Sullivan	0	0	0
Harrison	0	0	0	Switzerland	0	0	0
Hendricks	1	1	2	Tippecanoe	1	0	1
Henry	0	0	0	Tipton	0	0	0
Howard	1	0	1	Union	0	0	0
Huntington	0	0	0	Vanderburgh	2	0	2
Jackson	0	0	0	Vermillion	0	0	0
Jasper	0	0	0	Vigo	1	0	1
Jay	2	0	2	Wabash	0	0	0
Jefferson	0	0	0	Warren	0	0	0
Jennings	0	0	0	Warrick	0	0	0
Johnson	0	0	0	Washington	2	0	2
Knox	0	0	0	Wayne	1	0	1
Kosciusko	3	0	3	Wells	1	0	1
LaGrange	0	0	0	White	0	0	0
Lake	4	2	6	Whitley	1	0	1
LaPorte	0	0	0	Unknown	<u>0</u>	<u>1</u>	<u>1</u>
Lawrence	0	0	0	Total	53	13	66

This data is based on most serious offense and excludes parole violations.

Source: Mnthadm4_pgm_tbl14.pgm

Indiana Department of Correction

Table 15

Monthly Releases by County of Commitment - Juveniles

August 2013

Release Type				Release Type			
County	Discharge	Parole	total	County	Discharge	Parole	Total
Adams	0	1	1	Madison	0	1	1
Allen	5	3	8	Marion	8	0	8
Bartholomew	2	0	2	Marshall	0	0	0
Benton	0	0	0	Martin	0	0	0
Blackford	0	0	0	Miami	0	0	0
Boone	1	0	1	Monroe	0	0	0
Brown	0	0	0	Montgomery	1	2	3
Carroll	0	0	0	Morgan	0	1	1
Cass	0	0	0	Newton	0	0	0
Clark	0	0	0	Noble	1	0	1
Clay	0	0	0	Ohio	0	0	0
Clinton	1	0	1	Orange	0	0	0
Crawford	0	0	0	Owen	0	0	0
Daviess	0	0	0	Parke	0	0	0
Dearborn	0	0	0	Perry	0	0	0
Decatur	0	0	0	Pike	0	0	0
DeKalb	0	1	1	Porter	1	0	1
Delaware	1	0	1	Posey	1	0	1
Dubois	0	0	0	Pulaski	0	0	0
Elkhart	1	0	1	Putnam	0	1	1
Fayette	0	0	0	Randolph	0	1	1
Floyd	0	0	0	Ripley	0	0	0
Fountain	0	0	0	Rush	0	0	0
Franklin	0	0	0	St. Joseph	6	2	8
Fulton	0	0	0	Scott	1	0	1
Gibson	0	1	1	Shelby	0	0	0
Grant	1	0	1	Spencer	0	0	0
Greene	0	0	0	Starke	0	0	0
Hamilton	1	1	2	Steuben	1	0	1
Hancock	1	0	1	Sullivan	0	0	0
Harrison	0	0	0	Switzerland	0	0	0
Hendricks	1	0	1	Tippecanoe	0	0	0
Henry	0	0	0	Tipton	0	0	0
Howard	3	0	3	Union	0	0	0
Huntington	0	1	1	Vanderburgh	0	1	1
Jackson	0	0	0	Vermillion	0	0	0
Jasper	0	0	0	Vigo	0	0	0
Jay	0	1	1	Wabash	0	0	0
Jefferson	0	0	0	Warren	0	0	0
Jennings	0	0	0	Warrick	0	0	0
Johnson	3	0	3	Washington	1	0	1
Knox	0	0	0	Wayne	1	1	2
Kosciusko	1	1	2	Wells	0	0	0
LaGrange	0	0	0	White	0	0	0
Lake	12	0	12	Whitley	0	1	1
LaPorte	1	0	1	Unknown	<u>1</u>	<u>0</u>	<u>1</u>
Lawrence	0	0	0	Total	58	21	79

Some discharges may be releases to County Probation - data is unable to be separated.

Diagnostics and Escapes are excluded.

Source: Mnthext4_pgm_tbl15.pgm

Indiana Department of Correction
Table 16
Total Number of Committing Offenses for Juveniles
Committed to the Indiana Department of Correction

August 2013

OFFENSE (Citation Code)	THE NUMBER OF OFFENSES			
	This Month		This Calendar Year	
LEVEL I	Female	Male	Female	Male
Aggravated Battery (35-42-2-1.5)	0	0	0	1
Arson (35-43-1-1)	0	1	1	4
Battery (35-42-2-1)	1	3	5	21
Battery by Bodily Waste (35-42-2-6)	0	0	1	2
Burglary (35-43-2-1)	0	0	0	0
Carjacking (35-42-5-2)	0	0	0	2
Carrying Handgun w/o License (35-47-2-1)	0	2	0	20
Changing, Altering, Removing, Obliterating ID of Handgun (35-47-2-18)	0	0	0	1
Child Exploitation (35-42-4-4)	0	0	0	0
Child in Possession of Handgun (35-47-10-5)	0	0	0	12
Child Molesting (35-42-4-3)	0	3	0	24
Child Seduction (35-42-4-7)	0	0	0	0
Child Selling (35-46-1-4)	0	0	0	0
Child Solicitation (35-42-4-6)	0	0	0	0
Consumer Product Tampering (35-45-8-3)	0	0	0	0
Criminal Confinement (35-42-3-3)	0	0	1	0
Criminal Gang Intimidation (35-45-9-4)	0	0	0	0
Criminal Deviate Conduct (35-42-4-2)	0	0	0	2
Criminal Recklessness (35-42-2-2)	0	1	1	7
Dealing in a Sawed-Off Shotgun (35-47-5-4.1)	0	0	0	0
Distribution of a Destructive Device (IC 35-47.5-5-5)	0	0	0	0
Domestic Battery (35-42-2-1.3)	0	0	0	0
Driving While Intoxicated Resulting in Death (9-30-5-5)	0	0	0	0
False, Altering Handgun License (35-47-2-22)	0	0	0	0
False Application for Handgun (35-47-2-8)	0	0	0	0
Feticide (35-42-1-6)	0	0	0	0
Handgun, False ID (35-47-2-17)	0	0	0	0
Incest (35-46-1-3)	0	0	0	0
Interference with Custody (35-42-3-4)	0	0	0	0
Intimidation (35-45-2-1)	0	0	0	3
Involuntary Manslaughter (35-42-1-4)	0	0	0	0
Kidnapping (35-42-3-2)	0	0	0	0
Murder (35-42-1-1)	0	0	0	0
Neglect of a Dependent (35-46-1-4)	0	0	1	0
Operation of a Machine Gun/Hurling a Bomb (35-47-5-9)	0	0	0	0
Overpass Mischief (35-42-2-5)	0	0	0	0
Pointing a Firearm (35-47-4-3)	0	0	0	1
Possession of Firearm on School Property (35-47-9-2)	0	0	0	0
Possession of a Machine Gun or Bomb (35-47-5-9)	0	0	0	0
Rape (35-42-4-1)	0	0	0	1
Reckless Homicide (35-42-1-5)	0	0	0	1
Resisting Law Enforcement (35-44-3-3)	0	0	0	0
Robbery (35-42-5-1)	1	4	1	30

LEVEL I (Cont.)

	THE NUMBER OF OFFENSES			
	This Month		This Calendar Year	
	Female	Male	Female	Male
Sell, Manufacture, Possess, Purchase Explosive (35-47-5-1)	0	0	0	0
Sell, Transfer, HIV Blood (35-42-1-7)	0	0	0	0
Selling, Transferring, Giving Handgun to Under 18 (35-47-2-7)	0	0	0	0
Sexual Battery (35-42-4-8)	0	0	0	6
Sexual Misconduct (35-44-1-5)	0	0	0	0
Sexual Misconduct with a Minor (35-42-4-9)	0	0	0	0
Stalking (35-45-10-5)	0	0	0	0
Strangulation (35-42-2-9)	0	0	0	0
Unlawful Delivery of Confiscated Firearm (35-47-3-4)	0	0	0	0
Unlawful Use of Body Armor (35-47-5-13)	0	0	0	0
Unlawful Use of Stun Gun (35-47-8-5)	0	0	0	0
Vicarious Sexual Gratification (35-42-4-5)	0	0	0	0
Voluntary Manslaughter (35-42-1-3)	0	0	0	0
Sub-Total	2	14	11	138

LEVEL II

Assisting a Criminal (35-44-3-2)	0	0	0	1
Chinese Throwing Star (35-47-5-12)	0	0	0	0
Criminal Gang Activity (35-45-9-3)	0	0	0	2
Criminal Recklessness (35-42-2-2)	0	0	1	0
Dealing Anabolic Steroid (16-42-19-27)	0	0	0	0
Dealing in a Schedule I, II, or III Controlled Substance (35-48-4-2)	0	2	2	5
Dealing in a Schedule IV Controlled Substance (35-48-4-3)	0	0	0	0
Dealing in a Schedule V Controlled Substance (35-48-4-4)	0	0	0	0
Dealing in a Substance Represented to be a Controlled Substance (35-48-4-4.5)	0	0	0	2
Dealing in Cocaine or Narcotic Drug (35-48-4-1)	0	0	0	0
Dealing in Marijuana, Hash Oil, or Hashish (35-48-4-10)	1	0	1	0
Dealing Methamphetamine (35-48-4-1.1)	0	1	1	3
Delivery of Weapon to Intoxicated Person (35-47-4-1)	0	0	0	0
Escape/Failure to Return to Lawful Detention (35-44-3-5)	3	0	7	5
Interference with Custody (35-42-3-4)	0	0	0	0
Intimidation (35-45-2-1)	0	1	2	28
Knife with Automatic Blade (35-47-5-2)	0	0	0	2
Loan Sharking (35-45-7-2)	0	0	0	0
Maintaining a Common Nuisance (35-48-4-13)	0	0	1	0
Manufacture, Distribution, Possession of a Substance Represented to be a Controlled Substance (35-48-4-4.6)	0	0	0	0
Neglect of a Dependent (35-46-1-4)	0	0	0	0
Possession of a Controlled Substance (35-48-4-7)	1	2	3	22
Possession of a Knife on School Property (35-47-5-2.5)	0	0	0	6
Poss precursors w/intent to manufacture etc. (35-48-4-14.5)	0	0	0	0
Promoting Prostitution (35-45-4-4)	0	0	0	0
Purchase, Possession or Sale of Stun Gun (35-47-8-5)	0	0	0	0
Resisting Law Enforcement (35-44-3-3)	0	0	2	8
Rioting with a Deadly Weapon (35-45-1-2)	0	0	0	0
Sale, Possession, Use of Legend Drug (16-42-19-27)	0	0	0	0
Sexual Misconduct with a Minor (35-42-4-9)	0	0	0	0
Stalking (35-45-10-5)	0	0	0	0
Trafficking with an Inmate (35-44-3-9)	0	0	0	0
Use of Stun Gun in Commission of a Crime (35-47-8-5)	0	0	0	0
Sub-Total	5	6	20	84

LEVEL III	THE NUMBER OF OFFENSES			
	This Month		This Calendar Year	
	Female	Male	Female	Male
Accident/Failure to Stop (9-26-1-8)	0	0	0	0
Accident, Property Damage with Injury (9-26-1-8)	0	0	0	1
Altering or Damaging Computer (35-43-1-4)	0	0	0	0
Auto Theft, Receiving Stolen Parts (35-43-4-2.5)	2	4	6	29
Battery (35-42-2-1)	8	7	33	79
Bribery (35-44-1-1)	0	0	0	0
Burglary (35-43-2-1)	1	6	5	71
Check Deception (35-43-5-5)	0	0	0	0
Check Fraud (35-43-5-12)	0	0	0	0
Child Exploitation (35-42-4-4)	0	0	0	0
Controlled Substance Registration (35-48-4-14)	0	0	0	0
Conversion (35-43-4-3)	0	3	6	20
Criminal Mischief (35-43-1-2)	3	3	11	51
Criminal Recklessness (35-42-2-2)	0	0	0	2
Criminal Trespass (35-43-2-2)	0	2	3	33
Dealing in Altered Property (35-43-4-2.3)	0	0	0	0
Dealing in Marijuana, Hash Oil, or Hashish (35-48-4-10)	0	0	0	0
Dealing in Paraphernalia (35-48-4-8.5)	0	0	0	0
Distribution of Material Harmful to Minor (35-49-3-3)	0	0	0	0
Escape/Failure to Return to Lawful Detention (35-44-3-5)	0	2	3	24
Failure to Appear (35-44-3-6)	0	0	0	0
False Reporting (35-44-2-2)	0	0	0	1
Forgery (35-43-5-2)	0	1	0	1
Fraud (35-43-5-4)	0	1	1	3
Fraud on Financial Institution (35-45-5-8)	0	0	0	0
Home Improvement Fraud (35-43-6-13)	0	0	0	0
Identity Deception (35-43-5-3.5)	0	0	0	0
Interference with Custody (35-42-3-4)	0	0	0	0
Interference with Reporting Crime (35-42-2-5)	0	0	0	1
Invasion of Privacy (35-46-1-15.1)	0	1	0	2
Manufacture of Paraphernalia (35-48-4-8.1)	0	0	0	0
Nonsupport of Child (35-46-1-5)	0	0	0	0
Nonsupport of Spouse (35-46-1-6)	0	0	0	0
Obscene Performance (35-49-3-1)	0	0	0	0
Obstructing Fireman (35-44-3-8)	0	0	0	0
Obstructing Traffic (35-42-2-4)	0	0	0	0
Obstruction of Justice (35-44-3-4)	0	0	0	0
Operating Vehicle After Lifetime Forfeiture (9-30-10-17)	0	0	0	0
Operating Vehicle While Intoxicated (9-30-5-4)	0	0	1	0
Operating Vehicle While Intoxicated with Prior (9-30-5-3)	0	0	0	0

LEVEL III (Cont.)**THE NUMBER OF OFFENSES**

	This Month		This Calendar Year	
	Female	Male	Female	Male
Patronizing a Prostitute (35-45-4-3)	0	0	0	0
Perjury (35-44-2-1)	0	0	0	0
Possession of Cocaine or Narcotic Drug (35-48-4-6)	0	0	0	1
Possession/Use of Legend Drug (16-42-19-13)	0	0	1	1
Possession of Marijuana, Hash Oil, or Hashish (35-48-4-11)	0	1	0	2
Possession of Methamphetamines (35-48-4-6.1)	0	0	1	2
Possession of Paraphernalia (35-48-4-8.3)	0	0	0	3
Possession of a Syringe (16-42-19-18)	0	0	0	2
Professional Gambling (35-45-5-3)	0	0	0	0
Profiting from Adoption (35-46-1-9)	0	0	0	0
Promoting Professional Gambling (35-45-5-4)	0	0	0	0
Promoting Prostitution (35-45-4-4)	0	0	0	0
Prostitution (35-45-4-2)	0	0	0	0
Public Indecency (35-45-4-1)	0	0	0	0
Public Nudity (35-45-4-1.5)	0	0	0	0
Receiving Stolen Auto Parts (35-43-4-2.5)	0	0	0	4
Receiving Stolen Property (35-43-4-2)	1	1	5	26
Residential Entry (35-43-2-1.5)	0	0	1	13
Resisting Law Enforcement (35-44-3-3)	2	5	14	60
Rioting (35-45-1-2)	0	0	0	0
Sale, Possession, Use of Legend Drug (16-42-19-27)	0	0	0	0
Selling, Distributing, Exhibiting Obscene Material (35-49-3-1)	0	0	0	0
Stalking (35-45-10-5)	0	0	0	0
Theft (35-43-4-2)	3	13	32	124
Torture or Mutilation of Animal (35-46-3-12)	0	0	0	0
Trafficking with an Inmate (35-44-3-9)	0	0	0	0
Unauthorized Possession of Prescription Form (35-48-4-14)	0	0	0	0
Voyeurism (35-45-4-5)	0	0	0	1
Welfare Fraud (35-43-5-7)	0	0	0	0
Sub-Total	20	50	123	557

LEVEL IV

Absence From Home Detention (35-38-2.5-10)	0	0	1	1
Accident/Failure to Stop (9-26-1-8)	0	2	0	3
Animal Cruelty (35-46-3-12)	0	0	0	0
Assisting a Criminal (35-44-3-2)	0	0	0	0
Check Deception (35-43-5-5)	0	0	0	0
Common Nuisance (35-48-4-13)	0	0	0	5
Computer Trespassing (35-43-2-3)	0	0	0	0
Counterfeiting a Driver's License (9-24-18-7)	0	0	0	0
Counterfeiting Auto Registration (9-18-2-42)	0	0	0	0
Curfew Violation (31-37-2-5)	1	0	1	4
Deception (35-43-5-3)	0	0	0	0
Deer w/ Illegal Device (14-22-6-1)	0	0	0	2
Deer Outside Hours (14-22-6-1)	0	0	0	1
Disorderly Conduct (35-45-1-3)	3	4	13	35
Dissemination of Material Harmful to Minor (35-49-3-3)	0	0	0	0
Driving While Intoxicated (9-11-2-3)	0	0	0	2
Driving with Suspended License (9-24-19-2)	0	0	0	0
Exploitation of Dependent/Endangered Adult (35-46-1-12)	0	0	0	0
Failure to Appear (35-44-3-6)	0	0	0	0
Failure to Disclose Recruitment (35-46-4-4)	0	0	0	0
Failure to Respond to Summons (35-44-3-6.5)	0	0	0	0
False Auto Registration (9-18-2-44)	0	0	0	0
False Informing (35-44-2-2)	0	0	3	8
Flag Desecration (35-45-1-4)	0	0	0	0

LEVEL IV (Cont.)**THE NUMBER OF OFFENSES**

	This Month		This Calendar Year	
	Female	Male	Female	Male
Glue Sniffing (35-46-6-2)	0	0	0	0
Habitual Disobedience of Parent, Guardian, or Custodian (Incorrigible) (31-37-2-4)	0	1	3	5
Harassment (35-45-2-2)	0	0	0	1
Home Improvement Fraud (35-43-6-12)	0	0	0	0
Illegal Consumption of Alcohol (7.1-5-7-7)	0	1	4	18
Illegal Possession of Alcohol (7.1-5-7-7)	0	1	0	8
Impairment of ID Number (35-43-7-4)	0	0	0	0
Interference with Custody (35-42-3-4)	0	0	0	1
Interfering with Law Enforcement Animal (35-46-3-11)	0	0	0	0
Invasion of Privacy (35-46-1-15.1)	0	1	0	1
Leaving Home w/o Permission of Parent, Guardian or Custodian (Runaway) (31-37-2-2)	0	0	13	25
Nitrous Oxide Distribution (35-46-6-3)	0	0	0	0
Obscene Performance (35-49-3-1)	0	0	0	0
Obstructing Medical Emergency (35-44-3-8.5)	0	0	0	0
Obstructing Traffic (35-42-2-4)	0	0	0	0
Official Misconduct (35-44.1-1-1)	0	0	1	0
Operating Vehicle While Intoxicated (9-30-5-2)	0	0	0	0
Operating Vehicle While Intoxicated/Cntrl'd Sub (9-30-5-1)	0	0	0	0
Operating Vehicle w/o License (9-24-18-1)	0	2	4	13
Operating Vehicle w/o Proof of Financial (9-25-8-2)	0	0	0	0
Operating Vehicle w/o Registration/Plates (9-18-2-43)	1	0	1	0
Possession of Marijuana, Hash Oil, or Hashish (35-48-4-11)	0	6	5	45
Possession of Paraphernalia (35-48-4-8.3)	0	4	6	20
Possession of Substance Represented to be a Controlled Substance (35-48-4-4.6)	0	0	0	0
Possession, Purchase, Accepting Tobacco (35-46-1-10.5)	2	0	3	0
Probation Violation	2	29	23	301
Public Intoxication (7.1-5-1-3)	0	0	1	4
Receiving Unidentified Property (35-43-7-5)	0	0	0	0
Reckless Driving (9-21-8-52)	0	0	0	1
Refusal to Aid Officer (35-44-3-7)	0	0	0	0
Refusal to Identify Self (34-28-5-3.5)	0	0	0	0
Selling, Distributing, Exhibiting Obscene Material (35-49-3-1)	0	0	0	0
Taking Deer/Turkey (14-22-6-1)	0	0	0	1
Tattooing a Minor (35-42-2-7)	0	0	0	0
Torture, Kill, Mutilate an Animal (35-46-3-12)	0	0	0	0
Unauthorized Possession of Prescription (35-48-4-14)	0	0	0	0
Unlawful Entry of Motor Vehicle (35-43-4-2.7)	0	1	1	11
Unlawful Gambling (35-45-5-2)	0	0	0	0
Unlawful Use of Railroad Right of Way (8-3-15-3)	0	0	0	0
Vending Machine Vandalism (35-43-4-7)	0	0	0	0
Violation of Compulsory School Attendance Law (Truancy) (31-37-2-3)	2	0	9	11
Violation Home Detention	0	0	1	1
Violation Suspended Commitment to DOC	0	0	2	19
Voyeurism (35-45-4-5)	0	0	0	0
Welfare Fraud (35-45-5-7)	0	0	0	0
Sub-Total	11	52	95	547
GRAND TOTAL NUMBER OF OFFENSES	38	122	249	1,326

Source: SAS - mnthadm4_by_offense.pgm

Indiana Department of Correction
Table 17
Number of Juvenile Offenders by Most Serious Offense
Committed to the Indiana Department of Correction

August 2013

MOST SERIOUS OFFENSE (Citation Code)	THE NUMBER OF JUVENILES			
	This Month		This Calendar Year	
LEVEL I	Female	Male	Female	Male
Aggravated Battery (35-42-2-1.5)	0	0	0	1
Arson (35-43-1-1)	0	1	1	4
Battery (35-42-2-1)	1	3	4	19
Battery by Bodily Waste (35-42-2-6)	0	0	1	2
Burglary (35-43-2-1)	0	0	0	0
Carjacking (35-42-5-2)	0	0	0	1
Carrying Handgun w/o License (35-47-2-1)	0	0	0	13
Changing, Altering, Removing, Obliterating ID of Handgun (35-47-2-18)	0	0	0	0
Child Exploitation (35-42-4-4)	0	0	0	1
Child in Possession of Handgun (35-47-10-5)	0	0	0	7
Child Molesting (35-42-4-3)	0	2	0	20
Child Seduction (35-42-4-7)	0	0	0	0
Child Selling (35-46-1-4)	0	0	0	0
Child Solicitation (35-42-4-6)	0	0	0	0
Consumer Product Tampering (35-45-8-3)	0	0	0	0
Criminal Confinement (35-42-3-3)	0	0	1	0
Criminal Gang Intimidation (35-45-9-4)	0	0	0	0
Criminal Deviate Conduct (35-42-4-2)	0	0	0	1
Criminal Recklessness (35-42-2-2)	0	1	1	6
Dealing in a Sawed-Off Shotgun (35-47-5-4.1)	0	0	0	0
Distribution of a Destructive Device (IC 35-47.5-5-5)	0	0	0	0
Domestic Battery (35-42-2-1.3)	0	0	0	0
Driving While Intoxicated Resulting in Death (9-30-5-5)	0	0	0	0
False, Altering Handgun License (35-47-2-22)	0	0	0	0
False Application for Handgun (35-47-2-8)	0	0	0	0
Feticide (35-42-1-6)	0	0	0	0
Handgun, False Information (35-47-2-17)	0	0	0	0
Incest (35-46-1-3)	0	0	0	0
Interference with Custody (35-42-3-4)	0	0	0	0
Intimidation (35-45-2-1)	0	0	0	3
Involuntary Manslaughter (35-42-1-4)	0	0	0	0
Kidnapping (35-42-3-2)	0	0	0	0
Murder (35-42-1-1)	0	0	0	0
Neglect of a Dependent (35-46-1-4)	0	0	1	0
Operation of a Machine Gun/Hurling a Bomb (35-47-5-9)	0	0	0	0
Overpass Mischief (35-42-2-5)	0	0	0	0
Pointing a Firearm (35-47-4-3)	0	0	0	0
Possession of Firearm on School Property (35-47-9-2)	0	0	0	0
Possession of a Machine Gun or Bomb (35-47-5-9)	0	0	0	0
Rape (35-42-4-1)	0	0	0	1
Reckless Homicide (35-42-1-5)	0	0	0	1
Resisting Law Enforcement (35-44-3-3)	0	0	0	0
Robbery (35-42-5-1)	1	3	1	29

LEVEL I (Cont.)**THE NUMBER OF JUVENILES**

	This Month		This Calendar Year	
	Female	Male	Female	Male
Sell, Manufacture, Possess, Purchase Explosive (35-47-5-1)	0	0	0	0
Sell, Transfer, HIV Blood (35-42-1-7)	0	0	0	0
Selling, Transferring, Giving Handgun to Under 18 (35-47-2-7)	0	0	0	0
Sexual Battery (35-42-4-8)	0	0	0	5
Sexual Misconduct (35-44-1-5)	0	0	0	0
Sexual Misconduct with a Minor (35-42-4-9)	0	0	0	0
Stalking (35-45-10-5)	0	0	0	0
Strangulation (35-42-2-9)	0	0	0	0
Unlawful Delivery of Confiscated Firearm (35-47-3-4)	0	0	0	0
Unlawful Use of Body Armor (35-47-5-13)	0	0	0	0
Unlawful Use of Stun Gun (35-47-8-5)	0	0	0	0
Vicarious Sexual Gratification (35-42-4-5)	0	0	0	0
Voluntary Manslaughter (35-42-1-3)	0	0	0	0
Sub-Total	2	10	10	114

LEVEL II

Assisting a Criminal (35-44-3-2)	0	0	0	1
Chinese Throwing Star (35-47-5-12)	0	0	0	0
Criminal Gang Activity (35-45-9-3)	0	0	0	2
Criminal Recklessness (35-42-2-2)	0	0	0	0
Dealing Anabolic Steroid (16-42-19-27)	0	0	0	0
Dealing in a Schedule I, II, or III Controlled Substance (35-48-4-2)	0	2	2	5
Dealing in a Schedule IV Controlled Substance (35-48-4-3)	0	0	0	0
Dealing in a Schedule V Controlled Substance (35-48-4-4)	0	0	0	0
Dealing in a Substance Represented to be a Controlled Substance (35-48-4-4.5)	0	0	0	2
Dealing in Cocaine or Narcotic Drug (35-48-4-1)	0	0	0	0
Dealing in Marijuana, Hash Oil, or Hashish (35-48-4-10)	1	0	1	0
Dealing Methamphetamine (35-48-4-1.1)	0	1	1	3
Delivery of Weapon to Intoxicated Person (35-47-4-1)	0	0	0	0
Escape/Failure to Return to Lawful Detention (35-44-3-5)	1	0	4	4
Interference with Custody (35-42-3-4)	0	0	0	0
Intimidation (35-45-2-1)	0	1	2	18
Knife with Automatic Blade (35-47-5-2)	0	0	0	1
Loan Sharking (35-45-7-2)	0	0	0	0
Maintaining a Common Nuisance (35-48-4-13)	0	0	1	0
Manufacture, Distribution, Possession of a Substance Represented to be a Controlled Substance (35-48-4-4.6)	0	0	0	0
Neglect of a Dependent (35-46-1-4)	0	0	0	0
Possession of a Controlled Substance (35-48-4-7)	1	1	3	17
Possession of a Knife on School Property (35-47-5-2.5)	0	0	0	4
Poss precursors w/intent to manufacture etc. (35-48-4-14.5)	0	0	0	0
Promoting Prostitution (35-45-4-4)	0	0	0	0
Purchase, Possession or Sale of Stun Gun (35-47-8-5)	0	0	0	0
Resisting Law Enforcement (35-44-3-3)	0	0	0	7
Rioting with a Deadly Weapon (35-45-1-2)	0	0	0	0
Sale, Possession, Use of Legend Drug (16-42-19-27)	0	0	0	0
Sexual Misconduct with a Minor (35-42-4-9)	0	0	0	0
Stalking (35-45-10-5)	0	0	0	0
Trafficking with an Inmate (35-44-3-9)	0	0	0	0
Use of Stun Gun in Commission of a Crime (35-47-8-5)	0	0	0	0
Sub-Total	3	5	14	64

LEVEL III	THE NUMBER OF JUVENILES			
	This Month		This Calendar Year	
	Female	Male	Female	Male
Accident/Failure to Stop (9-26-1-8)	0	0	0	0
Accident, Property Damage with Injury (9-26-1-8)	0	0	0	0
Altering or Damaging Computer (35-43-1-4)	0	0	0	0
Auto Theft, Receiving Stolen Parts (35-43-4-2.5)	0	1	3	13
Battery (35-42-2-1)	7	3	26	36
Bribery (35-44-1-1)	0	0	0	0
Burglary (35-43-2-1)	0	5	4	58
Check Deception (35-43-5-5)	0	0	0	0
Check Fraud (35-43-5-12)	0	0	0	0
Child Exploitation (35-42-4-4)	0	0	0	0
Controlled Substance Registration (35-48-4-14)	0	0	0	0
Conversion (35-43-4-3)	0	0	5	7
Criminal Mischief (35-43-1-2)	2	2	4	14
Criminal Recklessness (35-42-2-2)	0	0	0	1
Criminal Trespass (35-43-2-2)	0	1	2	13
Dealing in Altered Property (35-43-4-2.3)	0	0	0	0
Dealing in Marijuana, Hash Oil, or Hashish (35-48-4-10)	0	0	0	0
Dealing in Paraphernalia (35-48-4-8.5)	0	0	0	0
Distribution of Material Harmful to Minor (35-49-3-3)	0	0	0	0
Escape/Failure to Return to Lawful Detention (35-44-3-5)	0	2	2	12
Failure to Appear (35-44-3-6)	0	0	0	0
False Reporting (35-44-2-2)	0	0	0	0
Forgery (35-43-5-2)	0	0	0	0
Fraud (35-43-5-4)	0	0	1	0
Fraud on Financial Institution (35-45-5-8)	0	0	0	0
Home Improvement Fraud (35-43-6-13)	0	0	0	0
Identity Deception (35-43-5-3.5)	0	0	0	0
Interference with Custody (35-42-3-4)	0	0	0	0
Interference with Reporting Crime (35-45-2-5)	0	0	0	0
Invasion of Privacy (35-46-1-15.1)	0	0	0	1
Manufacture of Paraphernalia (35-48-4-8.1)	0	0	0	0
Nonsupport of Child (35-46-1-5)	0	0	0	0
Nonsupport of Spouse (35-46-1-6)	0	0	0	0
Obscene Performance (35-49-3-1)	0	0	0	0
Obstructing Fireman (35-44-3-8)	0	0	0	0
Obstructing Traffic (35-42-2-4)	0	0	0	0
Obstruction of Justice (35-44-3-4)	0	0	0	0
Operating Vehicle After Lifetime Forfeiture (9-30-10-17)	0	0	0	0
Operating Vehicle While Intoxicated (9-30-5-4)	0	0	1	0
Operating Vehicle While Intoxicated with Prior (9-30-5-3)	0	0	0	0

LEVEL III (Cont.)

	THE NUMBER OF JUVENILES			
	This Month		This Calendar Year	
	Female	Male	Female	Male
Patronizing a Prostitute (35-45-4-3)	0	0	0	0
Perjury (35-44-2-1)	0	0	0	0
Possession of Cocaine or Narcotic Drug (35-48-4-6)	0	0	0	0
Possession of Marijuana, Hash Oil, or Hashish (35-48-4-11)	0	1	0	1
Possession of Methamphetamine (35-48-4-6.1)	0	0	1	1
Possession of Paraphernalia (35-48-4-8.3)	0	0	0	1
Possession/Use of Legend Drug (16-42-19-13)	0	0	1	0
Professional Gambling (35-45-5-3)	0	0	0	0
Profiting from Adoption (35-46-1-9)	0	0	0	0
Promoting Professional Gambling (35-45-5-4)	0	0	0	0
Promoting Prostitution (35-45-4-4)	0	0	0	0
Prostitution (35-45-4-2)	0	0	0	0
Public Indecency (35-45-4-1)	0	0	0	0
Public Nudity (35-45-4-1.5)	0	0	0	0
Receiving Stolen Property (35-43-4-2)	1	1	3	12
Residential Entry (35-43-2-1.5)	0	0	0	5
Resisting Law Enforcement (35-44-3-3)	0	4	2	25
Rioting (35-45-1-2)	0	0	0	0
Sale, Possession, Use of Legend Drug (16-42-19-27)	0	0	0	0
Selling, Distributing, Exhibiting Obscene Material (35-49-3-1)	0	0	0	0
Stalking (35-45-10-5)	0	0	0	0
Theft (35-43-4-2)	2	3	21	56
Trafficking with an Inmate (35-44-3-9)	0	0	0	0
Unauthorized Possession of Prescription Form (35-48-4-14)	0	0	0	0
Voyeurism (35-45-4-5)	0	0	0	0
Welfare Fraud (35-43-5-7)	0	0	0	0
Sub-Total	12	23	76	256

LEVEL IV

Absence From Home Detention (35-38-2.5-10)	0	0	1	1
Accident/Failure to Stop (9-26-1-8)	0	0	0	1
Assisting a Criminal (35-44-3-2)	0	0	0	0
Check Deception (35-43-5-5)	0	0	0	0
Common Nuisance (35-48-4-13)	0	0	0	2
Computer Trespassing (35-43-2-3)	0	0	0	0
Counterfeiting a Driver's License (9-24-18-7)	0	0	0	0
Counterfeiting Auto Registration (9-18-2-42)	0	0	0	0
Curfew Violation (31-37-2-5)	0	0	0	0
Deception (35-43-5-3)	0	0	0	0
Disorderly Conduct (35-45-1-3)	3	1	7	12
Dissemination of Material Harmful to Minor (35-49-3-3)	0	0	0	0
Driving with Suspended License (9-24-19-2)	0	0	0	0
Exploitation of Dependent/Endangered Adult (35-46-1-12)	0	0	0	0
Failure to Appear (35-44-3-6)	0	0	0	0
Failure to Disclose Recruitment (35-46-4-4)	0	0	0	0
Failure to Respond to Summons (35-44-3-6.5)	0	0	0	0
False Auto Registration (9-18-2-44)	0	0	0	0
False Informing (35-44-2-2)	0	0	1	1
Flag Desecration (35-45-1-4)	0	0	0	0

LEVEL IV (Cont.)
THE NUMBER OF JUVENILES

	This Month		This Calendar Year	
	Female	Male	Female	Male
Glue Sniffing (35-46-6-2)	0	0	0	0
Habitual Disobedience of Parent, Guardian, or Custodian (Incorrigible) (31-37-2-4)	0	0	0	0
Harassment (35-45-2-2)	0	0	0	0
Home Improvement Fraud (35-43-6-12)	0	0	0	0
Illegal Consumption of Alcohol (7.1-5-7-7)	0	0	1	0
Illegal Possession of Alcohol (7.1-5-7-7)	0	0	0	0
Impairment of ID Number (35-43-7-4)	0	0	0	0
Interference with Custody (35-42-3-4)	0	0	0	0
Interfering with Law Enforcement Animal (35-46-3-11)	0	0	0	0
Invasion of Privacy (35-46-1-15.1)	0	1	0	1
Leaving Home w/o Permission of Parent, Guardian or Custodian (Runaway) (31-37-2-2)	0	0	5	0
Nitrous Oxide Distribution (35-46-6-3)	0	0	0	0
Obscene Performance (35-49-3-1)	0	0	0	0
Obstructing Medical Emergency (35-44-3-8.5)	0	0	0	0
Obstructing Traffic (35-42-2-4)	0	0	0	0
Operating Vehicle While Intoxicated (9-30-5-2)	0	0	0	0
Operating Vehicle While Intoxicated/Cntrl'd Sub (9-30-5-1)	0	0	0	0
Operating Vehicle w/o License (9-24-18-1)	0	0	0	1
Operating Vehicle w/o Proof of Financial (9-25-8-2)	0	0	0	0
Operating Vehicle w/o Registration/Plates (9-18-2-43)	1	0	1	0
Possession of Marijuana,Hash Oil, or Hashish (35-48-4-11)	0	3	1	16
Possession of Paraphernalia (35-48-4-8.3)	0	0	0	2
Possession of Substance Represented to be a Controlled Substance (35-48-4-4.6)	0	0	0	0
Possession, Purchase, Accepting Tobacco (35-46-1-10.5)	0	0	0	0
Probation Violation	0	0	0	0
Public Intoxication (7.1-5-1-3)	0	0	0	0
Receiving Unidentified Property (35-43-7-5)	0	0	0	0
Reckless Driving (9-21-8-52)	0	0	0	0
Refusal to Aid Officer (35-44-3-7)	0	0	0	0
Selling,Distributing,Exhibiting Obscene Material (35-49-3-1)	0	0	0	0
Torture, Kill, Mutilate an Animal (35-46-3-12)	0	0	0	0
Unauthorized Possession of Prescription (35-48-4-14)	0	0	0	0
Unlawful Entry of Motor Vehicle (35-43-4-2.7)	0	0	0	1
Unlawful Gambling (35-45-5-2)	0	0	0	0
Unlawful Use of Railroad Right of Way (8-3-15-3)	0	0	0	0
Vending Machine Vandalism (35-43-4-7)	0	0	0	0
Violation of Compulsory School Attendance Law (Truancy) (31-37-2-3)	1	0	6	6
Violation Home Detention	0	0	0	0
Violation Suspended Commitment to DOC	0	0	0	0
Voyeurism (35-45-4-5)	0	0	0	0
Welfare Fraud (35-45-5-7)	0	0	0	0
NO SENTENCE DATA	0	0	0	0
Sub-Total	5	5	23	44
GRAND TOTAL NUMBER OF JUVENILES	22	43	123	478

Source: SAS - mnthadm4.mso

Indiana Department of Correction
Table 18
Juvenile Female New Commitments

<u>Month</u>	<u>2009</u>	<u>2010</u>	<u>2011</u>	<u>2012</u>	<u>2013</u>
January	9	16	15	10	18
February	16	22	15	13	13
March	17	18	18	15	11
April	29	13	10	12	13
May	17	13	9	14	13
June	18	9	23	9	13
July	13	11	10	12	20
August	14	5	11	16	23
September	8	13	5	8	
October	5	13	12	18	
November	14	13	14	7	
December	<u>25</u>	<u>7</u>	<u>9</u>	<u>7</u>	
TOTALS	185	153	151	141	124

Source:
SAS - mnthadm4.pgm

Indiana Department of Correction

Graph G

Average Daily Juvenile Female Offender Populations

Fiscal Year 2013



Indiana Department of Correction
Table 19
Juvenile Male New Commitments

<u>Month</u>	<u>2009</u>	<u>2010</u>	<u>2011</u>	<u>2012</u>	<u>2013</u>
January	57	88	69	63	76
February	82	71	62	71	45
March	76	77	90	75	82
April	102	60	72	56	47
May	73	71	64	69	74
June	82	67	64	77	45
July	86	53	71	48	68
August	63	74	94	90	44
September	75	61	58	66	
October	54	73	65	85	
November	75	85	81	47	
December	<u>74</u>	<u>75</u>	<u>52</u>	<u>44</u>	
TOTALS	899	855	842	791	481

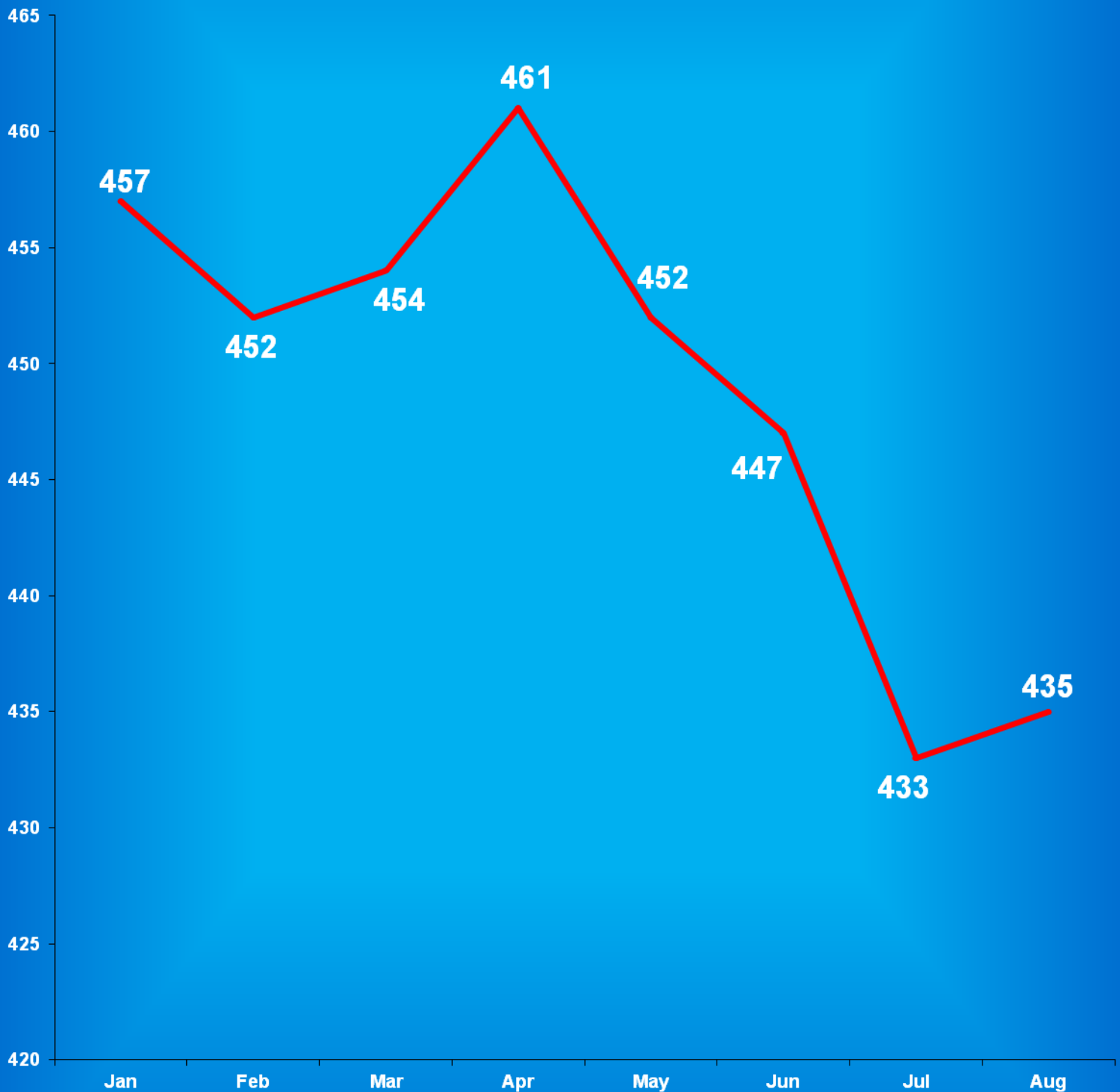
Source:
SAS - mnthadm4.pgm

Indiana Department of Correction

Graph H

Average Daily Juvenile Male Offender Populations

Fiscal Year 2013



**Indiana Department of Correction
Indiana Government Center South, Room E334
302 W. Washington Street
Indianapolis, IN 46204**

**Prepared by:
Ryan Lammert, Research Analyst
(317) 234-4417
RLammert@idoc.IN.gov**

This report and previous reports may be found at:

<http://www.in.gov/idoc/2376.htm>





The Indiana Department of Correction advances public safety and successful re-entry through dynamic supervision, programming, and partnerships.