

Indiana Department of Correction

Division of Research & Planning



Offender Population Statistical Report

- August 2012 -

Bruce Lemmon, Commissioner

**Indiana Department of Correction
Indiana Government Center South, Room E334
302 W. Washington Street
Indianapolis, IN 46204**

**Prepared by:
Ryan Lammert, Research Analyst
(317) 234-4417
RLammert@idoc.IN.gov**

This report and previous reports may be found at:

<http://www.in.gov/idoc/2376.htm>



Indiana Department of Correction Population Summary

- There were 25,587 adult male offenders (including 445 county jail “back-ups” and 196 in contracted beds) on September 1, 2012. This population is 3% below operational bed capacity for general population.
- There were 2,492 adult female offenders (including 30 county jail “back-ups” and 121 in contracted beds) on September 1, 2012. This population is 6% below the operational bed capacity.
- There were 480 juvenile male offenders in the Department’s facilities on September 1, 2012. This population is 31% below the operational bed capacity.
- There were 54 juvenile female offenders in the Department’s facilities on September 1, 2012. This population is 65% below the operational bed capacity.
- There were 9,330 adult males on parole in Indiana (8,932 Indiana parolees and 398 other jurisdiction parolees) on September 1, 2012.
- There were 1,160 adult females on parole in Indiana (1,118 Indiana parolees and 42 other jurisdiction parolees) on September 1, 2012.
- There were 100 juvenile males on parole in Indiana (90 Indiana parolees and 10 other jurisdiction parolees) on September 1, 2012.
- There were 19 juvenile females on parole in Indiana (18 Indiana parolees and 1 other jurisdiction parolees) on September 1, 2012.

Definitions

For the purpose of this report, the following definitions apply:

Admission – The means by which an offender enters the custody or jurisdiction of the Indiana Department of Correction. For this report, with the exception of the return of an escapee, this does not include a return from a temporary absence.

Average Daily Population – The sum of the daily beginning counts for a month, divided by that month's number of daily beginning counts.

Beginning Count – The number of offenders physically present at the beginning of the day (ie, 0000:01 hours).

Class A Felony – An offense whereby a person convicted of this felony shall be imprisoned for a fixed term of thirty years, with not more than twenty years added for aggravating circumstances, or not more than ten years subtracted for mitigating circumstances.

Class B Felony – An offense whereby a person convicted of this felony shall be imprisoned for a fixed term of ten years, with not more than ten years added for aggravating circumstances, or not more than four years subtracted for mitigating circumstances.

Class C Felony – An offense whereby a person convicted of this felony shall be imprisoned for a fixed term of four years, with not more than four years added for aggravating circumstances, or not more than two years subtracted for mitigating circumstances.

Class D Felony – An offense whereby a person convicted of this felony shall be imprisoned for a fixed term of one and one-half years, with not more than one and one-half years added for aggravating circumstances, or not more than one year subtracted for mitigating circumstances.

County Jail "Back-ups" (Jail Bed Count) – Those offenders who have been committed to the Indiana Department of Correction, but are housed in a county jail until they can be transferred to a Department of Correction intake facility. The county receives \$35.00 per day, per offender, to house these offenders.

Ending Count – The number of offenders physically present at the end of the day (ie, 2400:00 hours).

Felon – A person convicted in any jurisdiction who might have been imprisoned for more than one year.

Level 1 Security Classification – Minimum security level. Facilities which are designated as Level 1 have the least restrictive security measures in place.

Level 2 Security Classification – Medium security level. Facilities which are designated as Level 2 have a moderate degree of security measures in place.

Level 3 Security Classification – Maximum security level. Facilities which are designated as Level 3 have very restrictive security measures in place.

Misdemeanant – A person convicted in any jurisdiction who might have been imprisoned for not more than one year.

Murder – An offense whereby a person convicted of this felony shall be imprisoned for a fixed term of fifty-five years, with not more than ten years added for aggravating circumstances, or not more than ten years subtracted for mitigating circumstances.

Operational Capacity – The total bed capacity of the facility. The capacity of a facility is the number of beds authorized for safe and efficient operation of the facility.

Pre-Dispositional – An individual ordered by the Court to the Indiana Department of Correction for evaluation prior to sentencing.

Release – The means by which an offender leaves the custody or jurisdiction of the Indiana Department of Correction. For this report, with the exception of an escapee, this does not include a temporary absence.

Safekeeper – An individual whom the Court has determined to be in imminent danger of serious bodily injury or death, or who represents a substantial threat to the safety of others, and whom the Court has ordered to the Indiana Department of Correction for custody and security control.

Secure Confinement Units – Denotes maximum control with the most restrictive security measures in place.

Vacancy – The number of beds available for assignment.

Indiana Department of Correction

Human Resource Report

August 31, 2012

ADULT FACILITIES

Facility	Total Staff*	Custody Staff	Non-Custody	Vacancies	Hires - Rehires	Retired - Terminated	Contract/Vendor		
							Aramark	Health	Education
Branchville Correctional Facility	260	187	73	20	2	5	11	42	5
Chain O'Lakes Correctional Facility	28	21	7	4	0	0	5	2	0
Correctional Industrial Facility	336	272	64	41	4	9	14	30	5
Edinburgh Correctional Facility	62	46	16	7	2	2	4	1	1
Henryville Correctional Facility	40	34	6	2	1	0	4	2	0
Indiana State Prison/Lakeside	532	426	106	66	2	4	21	71	2
Indiana Women's Prison	178	128	50	7	8	4	5	22	6
Indianapolis Re-Entry Educational Fac.	120	74	46	10	2	0	4	13	0
Madison Correctional Facility	130	84	46	7	0	3	8	33	5
Miami Correctional Facility	521	408	113	35	8	7	24	44	7
New Castle Correctional Facility***	462	336	126	43	0	0	22	59	0
Pendleton Correctional Facility	433	344	89	78	18	6	17	37	5
Plainfield Correctional Facility	362	281	81	41	11	15	18	53	11
Putnamville Correctional Facility	480	361	119	49	14	18	20	38	9
Reception-Diagnostic Center	227	175	52	15	2	2	6	38	0
Rockville Correctional Facility	250	182	68	18	7	5	14	36	6
South Bend Comm. Re-Entry Center	29	20	9	13	2	1	4	2	0
STOP DOC Staff	18	0	18	0	0	0	0	0	0
STOP GEO Staff***	101	78	23	16	0	0	8	6	0
Wabash Valley Correctional Facility	609	490	119	46	19	11	32	60	8
Westville Correctional Facility	732	569	163	73	15	15	36	68	10
Total	5,910	4,516	1,394	591	117	107	277	657	80

JUVENILE FACILITIES

		Total Staff*	Custody Staff	Non-Custody	Vacancies	Hires - Rehires	Retired - Terminated	Contract/Vendor		
Facility								Aramark	Health	Education
Camp Summit		53	36	17	6	1	0	2	1	0
Madison Juvenile Correctional		90	71	19	15	0	3	0	0	12
Logansport Intake/North Central		173	118	55	9	4	4	4	12	0
Pendleton Juvenile Correctional		263	186	77	41	14	10	9	19	0
Total		579	411	168	71	19	17	15	32	12
Central Office**	Total	455	154	301	51	0	4	0	0	0
STATE EMPLOYEE TOTAL		6,381	4,667	1,714	654	136	128	0	0	0
CONTRACT EMPLOYEE TOTAL		1,636	414	1,222	59	0	0	292	689	92
GRAND TOTAL		8,017	5,081	2,936	713	136	128	292	689	92



Offender Statistics



Indiana Department of Correction
Table 1
Offender Population & Vacancy Numbers, by Facility Security Level
September 1, 2012

LEVEL 1

Adult Male

	August Ending Count	General Population Vacancies	Programs & Treatment Vacancies	Segregation & Infirmary Vacancies	Down Beds	Held Beds
Chain O'Lakes Correctional Facility	148	4	0	0	0	2
Edinburgh Correctional Facility	254	65	0	0	0	1
Henryville Correctional Facility	191	8	0	0	0	1
Miami Correctional Facility	202	2	0	0	0	0
New Castle Level One (Contracted Beds)	131	73	0	0	0	0
Pendleton Correctional Facility	208	10	0	0	0	2
Re-Entry Educational Facility	402	18	0	0	0	0
South Bend Community Re-Entry Facility	99	6	2	0	0	1
Wabash Valley Correctional Facility	178	19	0	0	0	1
Westville Correctional Facility	<u>370</u>	<u>3</u>	<u>0</u>	<u>0</u>	<u>3</u>	<u>3</u>
Total	2,183	208	2	0	3	11

Adult Female

Madison Correctional Facility	565	11	0	0	0	0
Jefferson Co. Re-Entry	<u>36</u>	<u>0</u>	<u>0</u>	<u>0</u>	<u>0</u>	<u>0</u>
Total	601	11	0	0	0	0

LEVEL 2

Adult Male

Branchville Correctional Facility	1,454	6	13	12	0	0
Correctional Industrial Facility	1,424	11	0	2	4	2
Indiana State Prison-Outside Facility	88	297	0	0	0	0
Miami Correctional Facility	2,960	11	8	3	0	2
New Castle Annex	447	13	0	19	32	1
New Castle Correctional Facility (Contracted Beds)	2,410	1	5	5	0	10
Plainfield Correctional Facility	1,656	9	0	6	0	1
Putnamville Correctional Facility	2,498	3	0	1	0	2
Short Term Offender Program	608	8	0	0	0	4
Westville Correctional Facility	<u>2,837</u>	<u>11</u>	<u>6</u>	<u>11</u>	<u>1</u>	<u>20</u>
Total	16,382	370	32	59	37	42

Adult Female

Rockville Correctional Facility	1,161	71	12	9	0	0
---------------------------------	--------------	-----------	-----------	----------	----------	----------

Table 1 (Cont.)

LEVEL 3

Adult Male

	August Ending Count	General Population Vacancies	Programs & Treatment Vacancies	Segregation & Infirmary Vacancies	Down Beds	Held Beds
Indiana State Prison	1,974	17	22	34	9	11
New Castle Psychiatric Unit (Contracted Beds)	114	0	13	0	0	1
Pendleton Correctional Facility	1,638	7	0	51	15	4
Reception-Diagnostic Center	634	46	0	0	15	0
Wabash Valley Correctional Facility	<u>1,659</u>	<u>53</u>	<u>37</u>	<u>18</u>	<u>5</u>	<u>13</u>
Total	6,019	123	72	103	44	29

Adult Female

Indiana Women's Prison	579	37	8	2	0	5
------------------------	------------	-----------	----------	----------	----------	----------

SECURE CONFINEMENT UNITS

Adult Male

Wabash Valley Correctional Facility	201	0	0	12	1	2
Westville Control Unit	<u>161</u>	<u>0</u>	<u>0</u>	<u>2</u>	<u>1</u>	<u>1</u>
Total	362	0	0	14	2	3

JAIL BED COUNT

Adult Male	445	N/A	N/A	N/A	N/A	N/A
Adult Female	<u>30</u>	N/A	N/A	N/A	N/A	N/A
Total	475					

CONTRACTED BEDS

Adult Male

Liberty Hall Re-Entry Facility	144	26	0	0	0	0
Marion Co. Re-Entry	28	21	0	0	0	1
Vigo Co. Re-Entry	1	0	0	0	4	0
Volunteers of America - Evansville	<u>23</u>	<u>2</u>	<u>0</u>	<u>0</u>	<u>0</u>	<u>0</u>
Total	196	49	0	0	4	1

Adult Female

Craine House	5	0	0	0	0	0
Liberty Hall Re-Entry Facility	92	8	0	0	0	0
Volunteers of America - Evansville	<u>24</u>	<u>1</u>	<u>0</u>	<u>0</u>	<u>0</u>	<u>0</u>
Total	121	9	0	0	0	0

Table 1 (Cont.)

JUVENILE OFFENDERS

Juvenile Male

	August Ending Count	General Population Vacancies	Programs & Treatment Vacancies	Segregation & Infirmary Vacancies	Down Beds	Held Beds
Camp Summit	91	3	0	1	0	0
Logansport Juvenile Intake/Diagnostic Facility	44	42	0	6	0	0
North Central Juvenile Correctional Facility	129	35	0	4	0	6
Pendleton Juvenile Correctional Facility	<u>216</u>	<u>138</u>	<u>0</u>	<u>31</u>	<u>0</u>	<u>6</u>
Total	480	218	0	42	0	12

Juvenile Female

Madison Juvenile Correctional Facility	54	102	0	16	0	0
--	----	-----	---	----	---	---

TOTALS

	August Ending Count	General Population Vacancies	Programs & Treatment Vacancies	Segregation & Infirmary Vacancies	Down Beds	Held Beds
GRAND TOTAL FOR ALL ADULT MALES (Includes Jail Bed Count and Contracted Beds)	25,587	750	106	176	90	86
TOTAL FOR ADULT MALES IN DOC FACILITIES ONLY	24,946	701	106	176	86	85
GRAND TOTAL FOR ALL ADULT FEMALES (Includes Jail Bed Count and Contracted Beds)	2,492	128	20	11	0	5
TOTAL FOR ADULT FEMALES IN DOC FACILITIES ONLY	2,341	119	20	11	0	5
TOTAL FOR JUVENILE MALES	480	218	0	42	0	12
TOTAL FOR JUVENILE FEMALES	54	102	0	16	0	0
GRAND TOTAL FOR THE DEPARTMENT (Includes Jail Bed Count and Contracted Beds)	28,613	1,198	126	245	90	103
GRAND TOTAL FOR THE DEPARTMENT (Excludes Jail Bed Count and Contracted Beds)	27,821	1,140	126	245	86	102

Sources: Planning Division Facility Body Count Report
Planning Division Juvenile Daily Count Report
Operational Support Services - Jail Bed Count Report
Operational Support Services - Vacancy Report

Indiana Department of Correction
Table 2
Operational Capacity Compared to Population, by Facility
September 1, 2012

LEVEL 1

Adult Male


	July Operational Capacity	August Operational Capacity	August Adjusted Operational Capacity*	August Ending Count	Percent +/- Capacity
Chain O'Lakes Correctional Facility	154	154	152	148	-3%
Edinburgh Correctional Facility	320	320	319	254	-20%
Henryville Correctional Facility	200	200	199	191	-4%
Miami Correctional Facility	204	204	204	202	-1%
New Castle Level One (Contracted Beds)	204	204	204	131	-36%
Pendleton Correctional Facility	220	220	218	208	-5%
Re-Entry Educational	420	420	420	402	-4%
South Bend Community Re-Entry Facility	108	108	107	99	-7%
Wabash Valley Correctional Facility	198	198	197	178	-10%
Westville Correctional Facility	<u>379</u>	<u>379</u>	<u>373</u>	<u>370</u>	<u>-1%</u>
Total	2,407	2,407	2,393	2,183	-9%

Adult Female

Madison Correctional Facility	576	576	576	565	-2%
Jefferson Co. Re-Entry	<u>36</u>	<u>36</u>	<u>36</u>	<u>36</u>	<u>0%</u>
Total	612	612	612	601	-2%

LEVEL 2

Adult Male

Branchville Correctional Facility	1,485	1,485	1,473	1,454	-1%
Correctional Industrial Facility	1,443	1,443	1,435	1,424	-1%
Indiana State Prison-Outside Facility	385	385	385	88	-77%
Miami Correctional Facility	2,984	2,984	2,979	2,960	-1%
New Castle Annex	512	512	460	447	-3%
New Castle Correctional Facility (Contracted Beds)	2,431	2,431	2,416	2,410	0%
Plainfield Correctional Facility	1,672	1,672	1,665	1,656	-1%
Putnamville Correctional Facility	2,504	2,504	2,501	2,498	0%
Short Term Offender Program	620	620	616	608	-1%
Westville Correctional Facility	<u>2,930</u>	<u>2,886</u> 	<u>2,854</u>	<u>2,837</u>	<u>-1%</u>
Total	16,966	16,922	16,784	16,382	-2%

Adult Female

Rockville Correctional Facility	1,253	1,253	1,244	1,161	-7%
---------------------------------	-------	-------	-------	-------	-----

Table 2 (Cont.)

LEVEL 3

Adult Male

	July Operational Capacity	August Operational Capacity	August Adjusted Operational Capacity*	August Ending Count	Percent +/- Capacity
Indiana State Prison	2,067	2,067	2,022	1,974	-2%
New Castle Psychiatric Unit (Contracted Beds)	128	128	127	114	-10%
Pendleton Correctional Facility	1,715	1,715	1,645	1,638	0%
Reception-Diagnostic Center	695	695	680	634	-7%
Wabash Valley Correctional Facility	<u>1,785</u>	<u>1,785</u>	<u>1,749</u>	<u>1,659</u>	<u>-5%</u>
Total	6,390	6,390	6,223	6,019	-3%

Adult Female

Indiana Women's Prison	631	631	624	579	-7%
------------------------	------------	------------	------------	------------	------------

SECURE CONFINEMENT UNITS

Adult Male

Wabash Valley Correctional Facility	216	216	201	201	0%
Westville Control Unit	<u>165</u>	<u>165</u>	<u>161</u>	<u>161</u>	<u>0%</u>
Total	381	381	362	362	0%

JAIL BED COUNT**

Adult Male	587	445	445	445	0%
Adult Female	<u>50</u>	<u>30</u>	<u>30</u>	<u>30</u>	<u>0%</u>
Total	637	475	475	475	0%

CONTRACTED BEDS

Adult Male

Liberty Hall Re-Entry	170	170	170	144	-15%
Marion Co. Re-Entry	50	50	49	28	-43%
Vigo Co. Re-Entry	N/A	5	1	1	0%
Volunteers of America - Evansville	<u>25</u>	<u>25</u>	<u>25</u>	<u>23</u>	<u>-8%</u>
Total	245	250	245	196	-66%

Adult Female

Craine House	5	5	5	5	0%
Liberty Hall Re-Entry	100	100	100	92	-8%
Volunteers of America - Evansville	<u>25</u>	<u>25</u>	<u>25</u>	<u>24</u>	<u>-4%</u>
Total	130	130	130	121	-7%

Table 2 (Cont.)

JUVENILE OFFENDERS

Juvenile Male

	July Operational Capacity	August Operational Capacity	August Adjusted Operational Capacity*	August Ending Count	Percent +/- Capacity
Camp Summit	95	95	94	91	-3%
Logansport Juvenile Intake/Diagnostic Facility	92	92	86	44	-49%
North Central Juvenile Correctional Facility	174	174	164	129	-21%
Pendleton Juvenile Correctional Facility	<u>391</u>	<u>391</u>	<u>354</u>	<u>216</u>	<u>-39%</u>
Total	752	752	698	480	-31%

Juvenile Female

Madison Juvenile Correctional Facility	172	172	156	54	-65%
--	-----	-----	-----	----	------

TOTALS

	July Operational Capacity	August Operational Capacity	August Adjusted Operational Capacity***	August Ending Count	Percent +/- Capacity
GRAND TOTAL FOR ALL ADULT MALES (Includes Jail Bed Count* and Contracted Beds)	27,026	26,795	26,482	25,587	-3%
TOTAL FOR ADULT MALES IN DOC FACILITIES ONLY	26,144	26,100	25,762	24,946	-3%
GRAND TOTAL FOR ALL ADULT FEMALES (Includes Jail Bed Count* and Contracted Beds)	2,676	2,656	2,640	2,492	-6%
TOTAL FOR ADULT FEMALES IN DOC FACILITIES ONLY	2,496	2,496	2,480	2,341	-6%
TOTAL FOR JUVENILE MALES	752	752	698	480	-31%
TOTAL FOR JUVENILE FEMALES	172	172	156	54	-65%
GRAND TOTAL FOR THE DEPARTMENT (Includes Jail Bed Count* and Contracted Beds)	30,626	30,375	29,976	28,613	-5%
GRAND TOTAL FOR THE DEPARTMENT (Excludes Jail Bed Count and Contracted Beds)	29,564	29,520	29,096	27,821	-4%

*Adjusted Monthly Total includes Intake Beds and excludes Down, Held, and Segregation/Infirmary Hold Beds

**Jail Bed Counts - IDOC offender Jail Bed holding is demand-based, therefore Jail Bed Percent Capacity is always 0%

***Includes Jail Bed Count - Jail Bed Operational Capacity is determined by each county's availability and fluctuates from month to month

Sources: Planning Division Facility Body Count Report
Planning Division Juvenile Daily Count Report
Operational Support Services - Jail Bed Count Report
Operational Support Services - Vacancy Report

Indiana Department of Correction
Table 3
Facility Population on the First Day of Each Month
(Excludes County Jail "Back-ups" & Contracted Beds)

	Adult	Adult	Juvenile	Juvenile	
<u>2011</u>	<u>Male</u>	<u>Female</u>	<u>Male</u>	<u>Female</u>	<u>Total</u>
January	24,009	2,336	538	49	26,932
February	23,969	2,291	553	60	26,873
March	24,119	2,322	564	65	27,070
April	24,403	2,348	586	70	27,407
May	24,334	2,322	597	69	27,322
June	24,317	2,326	584	68	27,295
July	24,288	2,325	566	81	27,260
August	24,168	2,284	566	80	27,098
September	24,216	2,317	549	66	27,148
October	24,183	2,310	555	63	27,111
November	24,238	2,301	531	59	27,129
December	24,185	2,284	536	59	27,064

	Adult	Adult	Juvenile	Juvenile	
<u>2012</u>	<u>Male</u>	<u>Female</u>	<u>Male</u>	<u>Female</u>	<u>Total</u>
January	24,264	2,275	499	59	27,097
February	24,367	2,217	493	48	27,125
March	24,651	2,236	515	49	27,451
April	24,879	2,236	522	48	27,685
May	24,779	2,257	507	47	27,590
June	24,696	2,313	498	45	27,552
July	24,915	2,332	492	41	27,780
August	24,798	2,305	462	48	27,613
September	24,946	2,341	480	54	27,821
October					
November					
December					

Sources: Planning Division Facility Body Count Report
Planning Division Juvenile Daily Count Report

Indiana Department of Correction
Table 4
Parole Caseload on September 1, 2012

<u>Parole District</u>	Indiana Parolees				Other Jurisdiction				<u>Total</u>
	<u>Adult Male</u>	<u>Adult Female</u>	<u>Juvenile Male</u>	<u>Juvenile Female</u>	<u>Adult Male</u>	<u>Adult Female</u>	<u>Juvenile Male</u>	<u>Juvenile Female</u>	
<i>Central Office (PD0)*</i>	461	57	0	0	398	42	10	1	969
	District Supervision Breakdown as follows:								
Re-Entry Parole (PD1)	558	95	3	1	19	1	1	0	678
Fort Wayne (PD2)	1,056	121	19	1	50	6	2	0	1,255
Indianapolis (PD3)	2,129	248	1	1	70	5	0	0	2,454
Evansville (P4A)	595	74	8	7	33	4	1	0	722
Terre Haute (P4B)	508	69	4	0	20	2	0	0	603
Bloomington (PD5)	861	119	12	2	72	8	2	0	1,076
Gary (PD6)	659	45	5	2	44	4	2	1	762
New Castle (PD7)	933	157	13	0	52	6	0	0	1,161
South Bend (PD8)	1,172	133	25	4	38	6	2	0	1,380
Total	8,932	1,118	90	18	398	42	10	1	10,609

Total Parole Population on the First Day of Each Month

<u>Calendar Year 2012</u>	Indiana Parolees				Other Jurisdiction				<u>Total</u>
	<u>Adult Male</u>	<u>Adult Female</u>	<u>Juvenile Male</u>	<u>Juvenile Female</u>	<u>Adult Male</u>	<u>Adult Female</u>	<u>Juvenile Male</u>	<u>Juvenile Female</u>	
January	9,111	1,085	122	24	418	43	10	1	10,814
February	9,121	1,091	123	26	413	43	10	1	10,828
March	9,073	1,115	110	27	411	42	10	1	10,789
April	8,949	1,099	99	26	407	42	8	0	10,630
May	8,994	1,083	84	25	405	43	9	1	10,644
June	9,038	1,095	91	19	399	42	11	1	10,696
July	9,010	1,099	95	20	399	42	7	1	10,673
August	9,062	1,102	89	16	398	42	9	1	10,719
September	8,932	1,118	90	18	398	42	10	1	10,609
October									
November									
December									

* Includes Indiana parolees who are serving their parole in another state, as well as offenders from other States being supervised in Indiana (Interstate Compact)

Sources: Juvenile Services
Parole Division
SAS - juvpar12.pgm



Adult Offender Statistics



Indiana Department of Correction
Table 5
Monthly Admissions and Releases - Adult Offenders
(Includes County Jail "Back-ups" & Contracted Beds)
August 2012

ADMISSIONS	Male	Female
New Commitments	615	155
Parole Violators - New Commits	59	4
Parole Violators - Technical	185	16
Unsentenced (Safekeepers)	2	0
Return from Escape - Secure Facility	0	0
Return from Escape - Non-Secure Facility	5	0
Return from Escape - CTP Absconds	1	0
Probation Violators - New Commits	117	10
Probation Violators - Technical	304	34
Return from CTP - New Commits	0	0
Return from CTP - Technical	21	3
TOTAL ADMISSIONS	1,309	222
RELEASES		
Parole	747	106
CTP to Parole	76	15
Probation	414	81
CTP to Probation	65	11
Escape - Secure Facility	0	0
Walk-Away - Non-Secure Facility	4	0
Discharged	150	26
Unsentenced Discharged	0	1
Other (i.e. Death)	2	0
Community Transition Program (CTP)	133	19
CTP Absconds	2	0
TOTAL RELEASES	1,593	259

*Of the 615 new commitments of male felons, 332 (54.0%) had a prior commitment.
Of the 155 new commitments of female felons, 59 (38.1%) had a prior commitment.*

Effective July 1, 1999, misdemeanants are to be committed to DOC only under special circumstances (IC 11-12-6)

Sources: SAS - prsadm7.pgm, SAS - prisrel7.pgm

Indiana Department of Correction
Table 6
The Number of Department of Correction Offenders
Held in County Jails

August 31, 2012

<u>County</u>	<u>Adult Male</u>	<u>Adult Female</u>	<u>County</u>	<u>Adult Male</u>	<u>Adult Female</u>	<u>County</u>	<u>Adult Male</u>	<u>Adult Female</u>
Adams	3	0	Hendricks	14	3	Pike	0	0
Allen	5	2	Henry*	3	1	Porter	3	0
Bartholomew	1	0	Howard	2	0	Posey	2	0
Benton	0	0	Huntington	3	0	Pulaski*	6	0
Blackford*	1	0	Jackson	3	0	Putnam*	28	0
Boone	2	0	Jasper	3	2	Randolph	0	0
Brown	0	0	Jay	6	0	Ripley	0	0
Carroll	2	0	Jefferson	1	0	Rush	0	0
Cass	0	0	Jennings	2	0	St. Joseph	3	0
Clark	0	1	Johnson	1	0	Scott	1	1
Clay	16	0	Knox*	11	0	Shelby	11	0
Clinton	13	0	Kosciusko	1	0	Spencer*	1	0
Crawford*	5	0	LaGrange	13	0	Starke	1	0
Daviess	2	0	Lake	1	0	Steuben	1	0
Dearborn	6	1	LaPorte	5	2	Sullivan	4	0
Decatur	3	0	Lawrence	2	1	Switzerland	0	0
DeKalb	0	0	Madison	0	0	Tippecanoe	38	2
Delaware	14	2	Marion	0	0	Tipton	1	0
Dubois	0	0	Marshall	2	0	Union	0	1
Elkhart	76	0	Martin	2	0	Vanderburgh	8	1
Fayette	1	0	Miami	1	0	Vermillion	0	0
Floyd	1	0	Monroe	1	1	Vigo	1	0
Fountain	0	0	Montgomery	7	2	Wabash	5	2
Franklin	1	0	Morgan	6	2	Warren	1	0
Fulton	3	0	Newton	0	0	Warrick	8	0
Gibson	11	0	Noble	15	1	Washington	9	0
Grant	3	0	Ohio	0	0	Wayne	11	1
Greene	8	0	Orange*	4	0	Wells*	1	0
Hamilton	10	0	Owen	1	0	White	0	0
Hancock	2	1	Parke	1	0	Whitley	0	0
Harrison*	1	0	Perry	0	0			
Total							445	30

* County Jail Substance Abuse Programs

Source: Operational Support Services

Indiana Department of Correction
Table 7
Community Transition Program
Average Daily Populations

<u>Month</u>	<u>2008</u>	<u>2009</u>	<u>2010</u>	<u>2011</u>	<u>2012</u>
January	456	404	450	544	483
February	426	410	422	530	474
March	403	384	445	495	483
April	410	390	475	506	586
May	409	408	501	520	514
June	391	414	536	523	506
July	385	414	577	534	520
August	420	400	614	509	511
September	400	429	568	497	-
October	404	450	572	454	-
November	417	452	578	468	-
December	<u>407</u>	<u>458</u>	<u>560</u>	<u>479</u>	-
YEARLY AVERAGE	411	417	525	505	510

Source: CTP Database and OIS Warmbody

Indiana Department Of Correction
Table 8
Community Transition Program
August 2012 Release Information

Total number of offenders eligible to be released during August 2012 =	621
Felony A and B total =	291
Felony C total =	207
Felony D total =	121
Murder =	2
Total number of offenders transitioned to counties for CTP =	162
By default (lack of response from judge)	
Felony A or B =	0
Felony C =	26
Felony D =	18
By approval by court order from judge	
Felony A or B =	58
Felony C =	43
Felony D =	17
Murder =	0
Total number of offenders transitioned to counties then returned to DOC due to refusal (court ordered denial upon receipt of offender) =	0
Total number of court ordered denials =	329
Felony A or B =	147
Felony C =	112
Felony D =	68
Murder =	2
Total number of Felony A or B denials by default (no response from judge) =	65
Total number of offenders who became ineligible after eligibility determined but prior to CTP commencement date (reasons include change in Earliest Possible Release Date, change in warrant status, released to probation or to parole, other miscellaneous) =	65
Felony A or B =	21
Felony C =	26
Felony D =	18
Murder =	0

Source: SAS - CTP2 Adms

Indiana Department of Correction
Table 9
The Total Number of Felony Offenses
Committed to the Indiana Department of Correction

August 2012

OFFENSE - (Citation Code)	THE NUMBER OF OFFENSES			
	This Month		This Calendar Year	
	<u>Female</u>	<u>Male</u>	<u>Female</u>	<u>Male</u>
MURDER (35-42-1-1)	0	12	3	66
Sub-Total	0	12	3	66
CLASS A OFFENSES:				
Aiding, Inducing or Causing an Offense (35-41-2-4)	0	0	0	4
Arson (35-43-1-1)	0	0	0	3
Attempt to Commit a Felony (35-41-5-1)	0	3	3	35
Battery (35-42-2-1)	0	2	1	4
Battery Bodily Waste (35-42-2-6)	0	0	0	0
Battery Child w/Death (35-42-2-1(5))	0	0	0	0
Burglary (35-43-2-1)	0	4	0	18
Child Molesting (35-42-4-3)	2	19	4	144
Conspiracy (35-41-5-2)	1	4	1	15
Criminal Deviate Conduct (35-42-4-2)	0	2	1	6
Dealing Cocaine or Narcotic Drug (35-48-4-1)	2	13	13	85
Dealing Methamphetamine (35-48-4-1.1)	1	6	10	35
Dealing Sched I, II, or III Cntrl'd Sub (35-48-4-2)	0	4	4	13
Fail to Stop Accident w/Injury (9-26-1-1)	0	0	0	0
Kidnapping (35-42-3-2)	0	2	0	6
Neglect of a Dependent/Death (35-46-1-4)	1	0	2	1
Possession of Cocaine or Narcotic Drug (35-48-4-6)	0	1	0	9
Possession of Methamphetamine (35-48-4-6.1)	1	0	1	2
Rape (35-42-4-1)	0	3	0	19
Robbery (35-42-5-1)	0	4	0	27
Sexual Misconduct with a Minor (35-42-4-9)	0	0	0	0
Vicarious Sexual Gratification (35-42-4-5)	0	0	0	0
Voluntary Manslaughter (35-42-1-3)	0	3	3	19
Sub-Total	8	70	43	445

CLASS B OFFENSES:	THE NUMBER OF OFFENSES			
	This Month		This Calendar Year	
	<u>Female</u>	<u>Male</u>	<u>Female</u>	<u>Male</u>
Accident/Failure to Stop-Serious Inj/Death (9-26-1-8)	0	1	0	4
Aggravated Battery (35-42-2-1.5)	1	6	6	75
Aiding, Inducing or Causing an Offense (35-41-2-4)	0	7	5	49
Arson (35-43-1-1)	0	2	5	44
Attempt to Commit a Felony (35-41-5-1)	0	7	8	59
Battery (35-42-2-1)	0	2	5	18
Battery by Bodily Waste (35-42-2-6)	0	0	0	0
Burglary (35-43-2-1)	7	119	56	739
Carjacking (35-42-5-2)	0	4	3	22
Causing Suicide (35-42-1-2)	0	0	0	0
Child Molesting (35-42-4-3)	0	10	2	151
Child Solicitation (35-42-4-6)	0	0	0	2
Conspiracy (35-41-5-2)	2	6	25	95
Criminal Confinement (35-42-3-3)	0	11	1	67
Criminal Deviate Conduct (35-42-4-2)	0	10	0	39
Dangerous Control of a Handgun (35-47-10-6)	0	0	0	0
Dealing Cocaine or Narcotic Drug (35-48-4-1)	9	72	60	549
Dealing Methamphetamine (35-48-4-1.1)	5	31	74	282
Dealing Sched I, II, or III Cntrl Sub (35-48-4-2)	8	16	78	207
Dealing Sched IV Cntrl Sub (35-48-4-3)	0	1	2	4
Dealing Sched V Cntrl Sub (35-48-4-4)	0	0	0	0
Escape (35-44-3-5)	1	0	2	2
Failure to Deposit Public Fund (5-13-14-3)	0	0	0	0
Felon in Possession of a Firearm (35-47-4-5)	0	25	0	156
Human Sexual Trafficking (35-42-3.5)	0	0	0	0
Incest (35-46-1-3)	2	3	2	10
Misappr. of Insurance Escrow Funds (35-43-9-7B2)	0	0	0	0
Neglect of a Dependent (35-46-1-4)	2	3	17	14
Operating Machine Gun/Bomb (35-47-5-9)	0	0	0	0
Operating Vehicle Intoxicated/Death (9-30-5-5)	0	3	2	9
Possession of Cocaine or Narcotic Drug (35-48-4-6)	2	11	15	64
Possession Methamphetamine (35-48-4-6.1)	0	5	6	29
Possession Sched IV Cntrl Sub (35-48-4-7)	0	0	0	3
Prisoner Poss. Dang Device/Material (35-44-3-9.5)	0	0	0	2
Promoting Prostitution, under 18 (35-45-4-4)	0	0	0	0
Rape (35-42-4-1)	0	5	0	49
Resisting Law Enforcement (35-44-3-3)	0	2	0	3
Robbery (35-42-5-1)	3	65	19	479
Service Provider Misconduct (35-44-1-5)	0	0	0	0
Sexual Misconduct with a Minor (35-42-4-9)	0	15	3	170
Stalking (35-45-10-5)	0	0	0	0
Vicarious Sexual Gratification (35-42-4-5)	0	0	1	1
Voluntary Manslaughter (35-42-1-3)	0	0	0	6
Sub-Total	42	442	397	3,403

CLASS C OFFENSES:	THE NUMBER OF OFFENSES			
	This Month		This Calendar Year	
	<u>Female</u>	<u>Male</u>	<u>Female</u>	<u>Male</u>
Aiding, Inducing or Causing an Offense (35-41-2-4)	0	0	5	27
Altered/Counterfeit Lotto Ticket (4-30-14-3)	0	0	0	0
Armor Piercing Handgun Ammo (35-47-5-11)	0	0	0	0
Arson (35-43-1-1)	0	0	1	2
Assisting a Criminal (35-44-3-2)	0	0	3	10
Attempt to Commit a Felony (35-41-5-1)	1	12	2	71
Auto Theft, Receiving Stolen Parts (35-43-4-2.5)	0	9	2	70
Battery (35-42-2-1)	0	36	27	326
Battery by Bodily Waste (35-42-2-6)	0	2	0	3
Bribery (35-44-1-1)	0	0	1	1
Burglary (35-43-2-1)	2	91	22	659
Carrying Handgun w/o License (35-47-2-23)	1	25	3	135
Check Fraud (35-43-5-12)	0	0	0	1
Child Exploitation (35-42-4-4)	0	1	0	11
Child Molesting (35-42-4-3)	0	27	1	234
Child Solicitation (35-42-4-6)	0	0	0	7
Conspiracy (35-41-5-2)	0	2	7	28
Contribute to Delinquency (35-46-1-8)	0	0	0	0
Controlled Substance Registration (35-48-4-14)	0	0	5	2
Corrupt Business Influence (35-45-6-2)	4	1	11	17
Criminal Confinement (35-42-3-3)	1	5	1	32
Criminal Mischief (35-43-1-2)	0	0	0	3
Criminal Recklessness (35-42-2-2)	0	12	1	52
Dangerous Control of a Handgun (35-47-10-6)	0	0	0	0
Dangerous Possession of a Handgun (35-47-10-5)	0	0	0	0
Deadly Weapon-Aircraft (35-47-6-1)	0	0	0	0
Dealing Cocaine or Narcotic Drug (35-48-4-1)	0	0	0	2
Dealing Marijuana, Hash Oil, or Hashish (35-48-4-10)	0	7	1	32

CLASS C (Cont.)
THE NUMBER OF OFFENSES

	This Month		This Calendar Year	
	<u>Female</u>	<u>Male</u>	<u>Female</u>	<u>Male</u>
Dealing/Poss. Look-Alike Subs (35-48-4-4.6)	0	1	2	16
Dealing Sched IV Controlled Substance (35-48-4-3)	2	2	15	24
Dealing Sched V Controlled Substance (35-48-4-4)	0	0	0	0
Destroy Handgun I.D. (35-47-2-18)	0	1	0	4
Disarm/Attempt to Disarm an Officer (35-44.1-3-2)	0	0	0	3
Driving After Forfeiture (9-12-3-2)	0	0	0	1
Driving Intoxicated/Death (9-11-2-5)	0	0	2	2
Driving Suspended/Death (9-24-19-4)	0	0	0	0
Escape (35-44-3-5)	1	7	10	57
Explosive or Flammable Substance (35-47-5-1)	0	0	0	0
Failure to Register as a Sex Offender (5-2-12-9)	0	15	3	68
Failure to Stop Accident/Death (9-26-1-8)	0	2	1	5
Falsifying Info on a Gun Purchase (35-47-2-17)	0	1	0	1
Felon in Possession of a Firearm (35-47-4-5)	0	0	1	3
Feticide (35-42-1-6)	0	0	0	0
Firearm w/in One Mile of School (35-47-2-1)	0	10	0	52
Forged Prescription (16-6-8-3)	0	0	0	0
Forgery (35-43-5-2)	24	50	183	435
Fraud on Financial Institution (35-43-5-8)	2	7	9	34
Gang Intimidation (35-45-9-4)	0	0	0	0
Handgun Violation (35-47-2-7)	0	3	0	9
Home Improvement Fraud (35-43-6-13)	0	0	0	0
Incest (35-46-1-3)	0	2	1	16
Inmate Fraud (35-43-5-20)□	0	0	0	1
Insurance Fraud (35-43-5-4.5)	0	0	1	0
Interference with Medical Services (35-42-2-8)	0	0	1	0
Intimidation (35-45-2-1)	0	3	4	40
Involuntary Manslaughter (35-42-1-4)	0	2	0	5
Loan Sharking (35-45-7-2)	0	0	0	0
Misappropriated Insurance Funds (35-43-9-7B1)	0	0	0	0
Money Laundering (35-45-15-5)	0	0	0	0
Neglect of a Dependent (35-46-1-4)	3	4	25	27
Non-Support of Dependent Child (35-46-1-5)	0	20	5	97
Obliterating Handgun I.D. (35-47-2-18)	0	0	0	0
Operating Vehicle-Habitual Violation (9-30-10-16)	0	0	1	0
Operating Vehicle w/Lifetime Suspension (9-30-10-17)	1	35	12	273
Operating Vehicle Intoxicated/Death (9-30-5-5)	1	2	1	5
Operating Vehicle Intoxicated/Injury (9-30-5-4)	2	1	2	7
Operating Vehicle-Schedule 1/Death (35-48-2-4)	0	0	0	0
Operating Vehicle Intoxicated/Minor present (9-30-5-3)	0	0	0	2
Permitting Child to Possess Firearm (35-47-10-7)	0	0	0	0
Possession of Cocaine or Narcotic Drug (35-48-4-6)	2	24	11	158
Possession of Controlled Substance (35-48-4-7)	1	4	17	49
Possession of Marijuana (35-48-4-11)	0	0	0	1
Possession of Precursors (35-48-4-14.5)	3	4	10	19
Possession/Use Legend Drug (16-42-19-27)	0	0	2	0
Possession of Legend Drug by Fraud (16-42-19-16)	0	0	2	0
Possession - Destruct Device (35-47.5-5-2)	0	0	0	1
Possession - Explosives/Convicted Felon (35-47.5-5-3)	0	0	0	0
Possession - Machine Gun or Bomb (35-47-5-8)	0	0	0	0
Possession Methamphetamine (35-48-4-6.1)	0	2	7	29
Possession - Sawed-Off Shotgun (35-47-5-4.1)	0	0	0	0
Promoting Prostitution (35-45-4-4)	0	0	1	1
Prisoner Poss. Dang Device/Material (35-44-3-9.5)	0	1	0	4
Reckless Homicide (35-42-1-5)	0	1	3	17
Reckless Driving Workzone Death (9-21-8-56)	0	0	0	0
Remove/Alter Original VIN # (9-18-8-12)	0	0	0	0
Resisting Law Enforcement (35-44.1-3-1)	0	1	0	6
Robbery (35-42-5-1)	0	41	12	247
Security Sale Fraud (23-2-1-12)	0	0	0	0
Sexual Battery (35-42-4-8)	0	0	0	0
Sexual Misconduct with a Minor (35-42-4-9)	1	22	3	119
Stalking (35-45-10-5)	0	2	0	18
Theft, Receiving Stolen Property (35-43-4-2)	1	0	6	7
Trafficking with an Inmate (35-44-3-9)	0	2	8	12
Transfer Contaminated Bodily Fluid (35-42-1-7)	0	0	0	0
Unlawfully Transacting Business as an Agent (23-2-1-8)	0	0	0	0
Vicarious Sexual Gratification (35-42-4-5)	0	0	0	1
Violation of Custody Order (35-42-3-4)	0	0	0	0
Welfare Fraud (35-43-5-7)	<u>1</u>	<u>0</u>	<u>6</u>	<u>0</u>
Sub-Total	54	502	460	3,601

CLASS D OFFENSES:	THE NUMBER OF OFFENSES			
	This Month		This Calendar Year	
	<u>Female</u>	<u>Male</u>	<u>Female</u>	<u>Male</u>
Abuse of a Corpse (35-45-11-2)	0	0	0	1
Accident/Failure to Stop (9-4-1-40)	0	1	0	3
Accident/Failure to Stop-Serious Inj/Death (9-26-1-8)	0	0	0	2
Aiding, Inducing or Causing an Offense (35-41-2-4)	0	8	4	28
Aid-Manufacture of Schedule 2 (35-48-4-2)	0	0	0	0
Animal Fight Contest (35-46-3-9)	0	0	0	0
Arson (35-43-1-1)	0	2	2	13
Assisting a Criminal (35-44-3-2)	0	1	5	14
Attempt to Commit a Felony (35-41-5-1)	1	18	18	130
Auto Theft, Receiving Stolen Parts (35-43-4-2.5)	0	35	19	211
Battery (35-42-2-1)	2	22	32	188
Battery by Bodily Waste (35-42-2-6)	0	3	7	35
Battery on Law Enforcement (35-42-2-1)	0	0	3	8
Bigamy (35-46-1-2)	0	0	0	0
Burglary (35-43-2-1)	0	0	2	1
Causing Suicide (35-42-1-2)	0	0	0	0
Cemetery Mischief (35-43-1-2.1)	0	0	0	0
Cheating at Gambling (4-33-10-2)	0	0	0	0
Check Deception (35-43-5-5)	0	0	0	0
Check Fraud (35-43-5-12)	2	3	9	35
Child Exploitation (35-42-4-4)	0	6	0	18
Child Molesting (35-42-4-3)	0	0	0	2
Child Pornography (35-42-4-4)	0	1	0	18
Child Seduction (35-42-4-7)	0	0	0	10
Child Solicitation (35-42-4-6)	0	1	0	12
Computer Tampering (35-43-1-4)	0	0	0	0
Conflict of Interest (35-44-1-3)	0	0	0	0

CLASS D (Cont.)

THE NUMBER OF OFFENSES

	This Month		This Calendar Year	
	<u>Female</u>	<u>Male</u>	<u>Female</u>	<u>Male</u>
Conspiracy (35-41-5-2)	1	1	7	20
Controlled Substance Registration (35-48-4-14)	3	4	23	24
Conversion (35-43-4-3)	0	0	0	0
Criminal Confinement (35-42-3-3)	0	11	5	105
Criminal Deviate Conduct (35-42-4-2)	0	0	0	20
Criminal Gang Activity (35-45-9-3)	0	2	1	8
Criminal Mischief (35-43-1-2)	0	1	1	27
Criminal Recklessness (35-42-2-2)	6	19	17	111
Criminal Trespass (35-43-2-2)	0	3	7	35
Cruelty to Animals (35-46-3-12)	0	0	0	4
Cultivation of Marijuana (35-48-4-1)	0	0	1	2
Dealing Counterfeit Substance (35-48-4-5)	0	0	0	2
Dealing Marijuana, Hash Oil, or Hashish (35-48-4-10)	0	13	2	64
Dealing Paraphernalia (35-48-4-8.2)	0	0	0	0
Dealing Sched V Controlled Substance (35-48-4-4)	0	0	0	0
Dealing Subs. Represent as Cntrl'd Subs. (35-48-4-4.5)	0	2	0	3
Dealing - Sawed-Off Shotgun (35-47-5-4.1)	0	1	0	4
Disorderly Conduct (35-45-1-3)□	0	0	0	1
Disposal Dead Animal (15-17-11-20)	0	0	0	0
Dispose Solid Waste (13-30-2-1)	0	0	0	0
Dissemination of Matter Harmful to Minor (35-49-3-3)	0	1	0	10
Domestic Battery (35-42-2-1.3)	1	27	9	243
Driving While Intoxicated (9-11-2-3)	0	9	18	121
Driving While Intoxicated/Injury (9-11-2-4)	0	0	0	0
Driving While Suspended/Oper Veh HTV (9-30-19-16)	0	2	3	19
Driving While Suspended/Restricted (9-24-18-5)	0	2	0	4
Dump Controlled Substance Waste (38-48-4-4.1)	1	2	1	6
Exploit Endangered Adult (35-46-1-12)	1	0	3	2
Failure to Appear (35-44-3-6)	0	1	2	9
Failure to Register as a Sex Offender (5-2-12-9)	0	20	0	142
Failure to Remit Money (6-3-4-8)	0	0	0	0
Failure to Remit Sales Tax (6-2.5-9-3)	0	0	0	1
Failure to Return to Lawful Detention (35-44-3-5)	3	23	33	180
Fail to Stop Accident w/Injury (9-26-1-1)	0	0	0	4
Failure to Warn Comm Disease (35-42-1-9)	0	3	0	12
False Reporting (35-44-2-2)	0	1	0	3
Forged Prescription (16-6-8-3)	0	0	0	0
Forgery (35-43-5-2)	2	2	6	12
Fraud (35-43-5-4)	1	7	35	61
Fraud on Financial Institution (35-43-5-8)	0	0	1	0
Ghost Employment (35-44-2-4)	0	0	0	1
Handgun Violation (35-47-2-1)	0	0	0	1
Hazardous Waste Activities (13-30-6-3)	0	0	0	0
Home Improvement Fraud (35-43-6-12)	0	1	0	3
Home Improvement Fraud/Enhanced (35-43-6-13)	0	0	0	0
Identity Deception (35-43-5-3.5)	3	1	15	29
Illegal Possession of Firearm - Prior Felon (35-47-4-4)	0	0	0	0
Illegal Possession of VIN Plate (9-18-8-15)	0	0	0	0

CLASS D (Cont.)**THE NUMBER OF OFFENSES**

	This Month		This Calendar Year	
	<u>Female</u>	<u>Male</u>	<u>Female</u>	<u>Male</u>
Impersonation of a Public Servant (35-44-2-3)	0	0	0	4
Incest (35-46-1-3)	0	0	0	0
Income Tax Evasion (6-3-6-11)	0	0	0	0
Intimidation (35-45-2-1)	0	19	5	150
Invasion of Privacy (35-46-1-15.1)	3	4	5	49
Involuntary Manslaughter (35-42-1-4)	0	0	0	0
Leaving Scene of Accident (9-4-1-42)	0	0	0	0
Loan Sharking (35-45-7-2)	0	0	0	1
Maintaining a Common Nuisance (35-48-4-13)	5	19	39	120
Manufacture Paraphernalia (35-48-4-8.1)	0	0	0	1
Medicaid Fraud (35-43-5-7.1)	0	0	0	0
Money Laundering (35-45-15-5)	0	0	0	1
Moving Body from Scene of Death (36-2-14-17)	0	0	1	1
Neglect of a Dependent (35-46-1-4)	9	2	46	37
Non-Support of a Child (35-46-1-5)	1	18	5	87
Non-Support of a Spouse (35-46-1-6)	0	0	0	0
Obscene Performance (35-49-3-2)	0	0	0	0
Obstruction of Justice (35-44-3-4)	0	1	7	13
Odometer Tampering (9-19-9-2)	0	0	0	0
Official Misconduct (5-13-14-3)	0	0	0	1
Operating Vehicle-Habitual Violation (9-30-10-16)	2	21	26	176
Operating Vehicle Intoxicated (9-11-2-3)	0	0	0	1
Operating Vehicle Intoxicated-Contrlld Sub (9-30-5-1)	0	3	0	13
Operating Vehicle Intoxicated-Endanger (9-30-5-2)	4	26	43	193
Operating Vehicle Intoxicated-Injury (9-22-2-4)	0	4	0	18
Operating Vehicle Intoxicated-Prior (9-30-5-3)	10	57	94	434
Operating Vehicle Intoxicated-Serious Injury (9-30-5-4)	0	0	0	0
Perjury (35-44-2-1)	0	1	1	3
Pointing a Firearm (35-47-4-3)	0	2	1	24
Poisoning (35-45-3-1)	0	0	0	0
Possession of Anabolic Steroid (IC 16-42-19-19)	0	0	0	1
Possession of Cocaine or Narcotic Drug (35-48-4-6)	14	36	67	305
Possession of Controlled Substance (35-48-4-7)	16	49	144	403
Possession of Controlled Substance Tax (6-7-3-11)	0	0	0	13
Poss. of Marijuana, Hash Oil, or Hashish (35-48-4-11)	4	63	20	376
Possession of Marijuana Subst Tax (6-7-3-11)	1	4	1	12
Possession of Methamphetamine (35-48-4-6.1)	8	31	54	127
Possession of Methamp Subst Tax (6-7-3-11-B)	0	0	26	83
Possession of Paraphernalia (35-48-4-8.3)	4	5	28	49
Possession of Precursors (35-48-4-14.5)	2	10	23	98
Possession of Presc/Aleg Drug (35-48-3-9)	2	3	15	19
Possession/Use of Legend Drug (16-42-19-13)	0	0	3	10
Possession - Firearm-School Property (35-47-9-2)	0	0	0	2
Possession - Handgun w/o License (35-47-2-23)	0	0	0	0
Possession - Sawed-Off Shotgun (35-47-5-4.1)	0	0	0	1
Possession - Syringe/Needle (16-42-19-18)	3	7	19	36
Possession Vehicle w/Altered or Removed ID (9-1-5-1)	0	0	0	0
Prescription Fraud (35-43-5-1)	1	0	2	2
Profiting from Adoption (35-46-1-9)	0	0	0	1
Promoting Professional Gambling (35-45-5-4)	0	0	0	0
Prostitution (35-45-4-2)	4	0	44	4

CLASS D (Cont.)**THE NUMBER OF OFFENSES**

	This Month		This Calendar Year	
	<u>Female</u>	<u>Male</u>	<u>Female</u>	<u>Male</u>
Public Indecency (35-45-4-1)	0	2	1	10
Public Intoxication (7-15-1-3)	0	0	0	0
Rape (35-42-4-1)	0	0	0	0
Residential Entry (35-43-2-1.5)	4	17	13	184
Resisting Law Enforcement (35-44-3-3)	2	56	24	388
Rioting (35-45-1-2)	0	0	0	0
Sale, Dist, or Exhibit of Obscene Material (35-49-3-1)	0	1	0	1
Sale of Legend Drug (16-42-19-11)	0	0	1	1
Sexual Battery (35-42-4-8)	0	4	0	57
Sexual Misconduct (35-44-1-5)	0	0	0	3
Sexual Misconduct with a Minor (35-42-4-9)	0	4	2	14
Sex Offender Residency Restrictions (35-42-4-11)	0	1	0	7
Sex Offender without Identification (11-8-8-15)	0	0	0	4
Sex Predator Job near Children (35-42-4-10)	0	0	0	1
Stalking (35-45-10-5)	0	0	1	5
Strangulation (35-42-2-9)	0	9	2	112
Theft, Receiving Stolen Property (35-43-4-2)	84	290	589	2188
Trafficking with an Inmate (35-44-3-9)	0	0	0	0
Unlawful Delivery of Confiscated Firearm (35-47-3-4)	0	0	0	0
Unlawful Use of Body Armor (35-47-5-13)	0	0	0	2
Unlawful Use of Stun Gun (35-47-8-5)	0	0	0	0
Use of Stun Gun (35-47-8-5)	0	0	0	0
Uttering Forged Prescription (16-42-19-26)	0	0	0	0
Vicarious Sexual Gratification (35-42-4-5)	0	1	0	6
Violation-1935 Firearms (35-47-5-4.1)	0	1	0	4
Violation of Custody Order (35-42-3-4)	0	0	0	1
Violation of Fuel Statute (6-6-4.1-18)	0	0	0	0
Visit Place Unlawfully Selling Alcohol (7.1-5-10-21)	0	0	0	0
Vote in Other Precinct (3-14-2-11)	0	0	0	0
Voyeurism (35-45-4-5)	0	2	0	8
Welfare Fraud (35-43-5-7)	<u>0</u>	<u>0</u>	<u>2</u>	<u>0</u>
Sub-Total	210	1,033	1,645	7,887

HABITUAL OFFENSES:

Habitual Offender (35-50-2-8)	0	2	0	6
Habitual Offender Controlled Substance (35-50-2-10)	0	0	0	0
Habitual Offender Substance Abuse (35-50-2-10)	1	1	2	18
Habitual Offender Traffic Laws (9-30-10-4)	<u>0</u>	<u>0</u>	<u>0</u>	<u>1</u>
Sub-Total	1	3	2	25

GRAND TOTAL NUMBER OF OFFENSES	315	2,062	2,550	15,427
---------------------------------------	------------	--------------	--------------	---------------

Note: Offense data may not be available for all offenders at the time this table was prepared.

The original committing offenses for technical parole violators and technical Community Transition Program violators are reported on this table.

Source: SAS - admoffenses7.pgm

Indiana Department of Correction
Table 10
The Number of Felons by Most Serious Offense
Committed to the Indiana Department of Correction
August 2012

MOST SERIOUS OFFENSE - (Citation Code)	THE NUMBER OF FELONS			
	This Month		This Calendar Year	
	<u>Female</u>	<u>Male</u>	<u>Female</u>	<u>Male</u>
MURDER (35-42-1-1)	<u>0</u>	<u>11</u>	<u>2</u>	<u>56</u>
Sub-Total	0	11	2	56
CLASS A OFFENSES:				
Aiding, Inducing or Causing an Offense (35-41-2-4)	0	0	0	0
• Burglary	0	0	0	0
• Child Molesting	0	0	0	1
• Dealing Cocaine or Narcotic Drug	0	0	0	0
• Dealing Methamphetamine	0	0	0	0
• Murder	0	0	0	2
• Robbery	0	0	0	1
• Voluntary Manslaughter	0	0	0	0
Arson (35-43-1-1)	0	0	0	2
Attempt to Commit a Felony (35-41-5-1)	0	0	0	0
• Battery	0	0	0	0
• Burglary	0	0	0	0
• Child Molesting	0	0	0	3
• Dealing Methamphetamine	0	0	0	0
• Murder	0	1	1	18
• Rape	0	0	0	0
• Residential Entry	0	0	0	0
• Robbery	0	0	2	3
• Theft, Receiving Stolen Property	0	0	0	0
• Voluntary Manslaughter	0	1	0	1
Battery (35-42-2-1)	0	2	1	4
Battery Bodily Waste (35-42-2-6)	0	0	0	0
Battery Child w/Death (35-42-2-1(5))	0	0	0	0
Burglary (35-43-2-1)	0	1	0	12
Child Molesting (35-42-4-3)	1	12	3	92
Conspiracy (35-41-5-2)	0	0	0	0
• Arson	0	0	0	0
• Burglary	0	0	0	0
• Carjacking	0	0	0	0
• Child Molesting	0	0	0	0
• Dealing Cocaine or Narcotic Drug	0	1	0	3
• Dealing Methamphetamine	0	0	0	0
• Forgery	0	0	0	0
• Kidnapping	0	0	0	1
• Murder	1	0	1	3
• Robbery	0	1	0	2
Criminal Deviate Conduct (35-42-4-2)	0	0	1	3
Dealing Cocaine or Narcotic Drug (35-48-4-1)	2	11	13	74
Dealing Methamphetamine (35-48-4-1.1)	0	5	9	32
Dealing Sched I, II, or III Cntrl'd Sub (35-48-4-2)	0	4	4	10
Fail to Stop Accident w/Injury (9-26-1-1)	0	0	0	0
Kidnapping (35-42-3-2)	0	0	0	2
Neglect of a Dependent/Death (35-46-1-4)	1	0	2	1
Possession of Cocaine or Narcotic Drug (35-48-4-6)	0	1	0	9
Possession of Methamphetamine (35-48-4-6.1)	1	0	1	2
Rape (35-42-4-1)	0	1	0	16
Robbery (35-42-5-1)	0	4	0	20
Sexual Misconduct with a Minor (35-42-4-9)	0	0	0	0
Vicarious Sexual Gratification (35-42-4-5)	0	0	0	0
Voluntary Manslaughter (35-42-1-3)	0	3	3	19
Sub-Total	6	48	41	336

THE NUMBER OF FELONS				
CLASS B OFFENSES:	This Month		This Calendar Year	
	Female	Male	Female	Male
Accident/Failure to Stop-Serious Inj/Death (9-26-1-8)	0	1	0	4
Aggravated Battery (35-42-2-1.5)	1	3	6	62
Aiding, Inducing or Causing an Offense (35-41-2-4)	0	0	0	0
• Aggravated Battery	0	0	0	0
• Arson	0	0	0	1
• Burglary	0	2	1	12
• Carjacking	0	0	0	0
• Dealing Cocaine or Narcotic Drug	0	0	0	2
• Dealing Methamphetamine	0	0	1	3
• Dealing Sched I, II, or III Cntrl'd Sub	0	0	1	2
• Possession of Cocaine or Narcotic Drug	0	0	0	0
• Possession of Methamp Subst Tax	0	0	0	0
• Rape	0	0	0	1
• Robbery	0	0	0	7
• Sexual Misconduct with a Minor	0	0	0	0
Arson (35-43-1-1)	0	1	4	32
Attempt to Commit a Felony (35-41-5-1)	0	0	0	1
• Aggravated Battery	0	0	0	2
• Arson	0	1	1	2
• Battery	0	0	0	1
• Burglary	0	0	0	2
• Carjacking	0	0	0	2
• Child Molesting	0	0	0	1
• Criminal Confinement	0	0	0	0
• Criminal Deviate Conduct	0	0	0	3
• Dealing Cocaine or Narcotic Drug	0	0	1	2
• Dealing Methamphetamine	0	0	3	5
• Dealing Sched I, II, or III Cntrl'd Sub	0	1	0	1
• Escape	0	0	0	0
• Incest	0	0	0	1
• Murder	0	0	0	0
• Rape	0	0	0	0
• Robbery	0	3	2	15
• Sexual Misconduct with a Minor	0	0	0	2
• Voluntary Manslaughter	0	0	0	0
Battery (35-42-2-1)	0	2	5	14
Battery by Bodily Waste (35-42-2-6)	0	0	0	0
Burglary (35-43-2-1)	3	85	44	533
Carjacking (35-42-5-2)	0	1	2	17
Causing Suicide (35-42-1-2)	0	0	0	0
Child Molesting (35-42-4-3)	0	9	2	134
Child Solicitation (35-42-4-6)	0	0	0	1
Conspiracy (35-41-5-2)	0	0	0	0
• Aggravated Battery	0	0	0	1
• Arson	0	0	0	0
• Burglary	0	0	2	8
• Dealing Cocaine or Narcotic Drug	0	1	1	21
• Dealing Methamphetamine	2	1	12	21
• Dealing Sched I, II, or III Cntrl'd Sub	0	0	4	7
• Murder	0	0	0	0
• Possess Cocaine or Narcotic Drug	0	0	1	0
• Robbery	0	1	4	14
Consumer Product Tampering (35-45-8-1)	0	0	0	0
Criminal Confinement (35-42-3-3)	0	5	1	33
Criminal Deviate Conduct (35-42-4-2)	0	5	0	28
Dangerous Control of a Handgun (35-47-10-6)	0	0	7	0
Dealing Cocaine or Narcotic Drug (35-48-4-1)	9	57	48	434
Dealing Methamphetamine (35-48-4-1.1)	5	25	63	250
Dealing Sched I, II, or III Cntrl'd Sub (35-48-4-2)	8	15	68	175
Dealing Sched IV Cntrl'd Sub (35-48-4-3)	0	1	0	3
Dealing Sched V Cntrl'd Sub (35-48-4-4)	0	0	0	0
Escape (35-44-3-5)	1	0	2	2
Failure to Deposit Public Fund (5-13-14-3)	0	0	0	0
Felon in Possession of a Firearm (35-47-4-5)	0	20	0	119
Human Sexual Trafficking (35-42-3.5)	0	0	0	0
Incest (35-46-1-3)	0	2	0	7
Misappr. of Insurance Escrow Funds (35-43-9-7B2)	0	0	0	0
Neglect of a Dependent (35-46-1-4)	2	1	14	10
Operating Machine Gun/Bomb (35-47-5-9)	0	0	0	0
Operating Vehicle Intoxicated/Death (9-30-5-5)	0	3	2	8
Possession of Cocaine or Narcotic Drug (35-48-4-6)	2	7	14	51
Possession Methamphetamine (35-48-4-6.1)	0	3	5	23
Possession Sched IV Cntrl'd Sub (35-48-4-7)	0	0	0	3
Prisoner Poss. Dang. Device/Material (35-44-3-9.5)	0	0	0	2
Promoting Prostitution, under 18 (35-45-4-4)	0	0	0	0
Rape (35-42-4-1)	0	4	0	39
Resisting Law Enforcement (35-44-3-3)	0	1	0	1
Robbery (35-42-5-1)	3	49	17	339
Sexual Misconduct with a Minor (35-42-4-9)	0	13	3	112
Service Provider Misconduct (35-44-1-5)	0	0	0	0
Stalking (35-45-10-5)	0	0	0	0
Vicarious Sexual Gratification (35-42-4-5)	0	0	1	0
Voluntary Manslaughter (35-42-1-3)	0	0	0	6
Sub-Total	36	323	342	2,582

CLASS C OFFENSES:	THE NUMBER OF FELONS			
	This Month		This Calendar Year	
	Female	Male	Female	Male
Aiding, Inducing or Causing an Offense (35-41-2-4)	0	0	0	0
• Aggravated Battery	0	0	0	0
• Battery	0	0	0	3
• Burglary	0	0	2	4
• Criminal Confinement	0	0	0	0
• Criminal Recklessness	0	0	0	0
• Dealing Cocaine or Narcotic Drug	0	0	0	0
• Dealing Marijuana	0	0	0	0
• Dealing a Schedule IV Substance	0	0	0	0
• Escape	0	0	0	0
• Forgery	0	0	0	2
• Fraud on Financial Institution	0	0	0	0
• Intimidation	0	0	0	0
• Possession of Coke/Narcotics	0	0	0	0
• Possession of Precursors	0	0	0	0
• Possession of a Schedule V Substance	0	0	0	0
• Reckless Homicide	0	0	0	0
• Robbery	0	0	2	8
• Security Sale Fraud	0	0	0	0
• Sexual Misconduct with a Minor	0	0	0	0
• Trafficking with an Inmate	0	0	0	1
Altered/Counterfeit Lotto Ticket (4-30-14-3)	0	0	0	0
Armor Piercing Handgun Ammo (35-47-5-11)	0	0	0	0
Arson (35-43-1-1)	0	0	1	1
Assisting a Criminal (35-44-3-2)	0	0	2	10
Attempt to Commit a Felony (35-41-5-1)	0	0	0	0
• Aggravated Battery	0	0	0	0
• Arson	0	0	0	0
• Auto Theft, Receiving Stolen Parts	0	0	0	0
• Battery	0	1	0	5
• Burglary	0	2	0	11
• Child Exploitation	0	0	0	2
• Child Molesting	0	0	0	0
• Controlled Substance Regist	0	0	0	0
• Criminal Confinement	0	0	0	0
• Criminal Deviate Conduct	0	0	0	0
• Dealing Cocaine or Narcotic Drug	0	0	0	0
• Dealing Marijuana/Hash	0	0	0	0
• Dealing Meth	0	0	0	0
• Dealing Sched I, II, or III Cntrl'd Sub	0	0	0	0
• Disarming a Law Enforcement Officer	0	0	0	1
• Forged Prescription	0	0	0	1
• Escape	0	0	0	1
• Forgery	1	0	1	2
• Fraud on Financial Institution	0	0	0	0
• Incest	0	0	0	0
• Murder	0	0	0	0
• Possession of Cocaine or Narcotic Drug	0	0	0	0
• Possession of a Controlled Substance	0	0	0	0
• Possession/Use of Legend Drug	0	0	0	0
• Rape	0	0	0	0
• Robbery	0	2	0	15
• Sexual Misconduct with a Minor	0	0	0	3
• Trafficking with an Inmate	0	0	1	0
Auto Theft, Receiving Stolen Parts (35-43-4-2.5)	0	7	2	51
Battery (35-42-2-1)	0	25	22	247
Battery by Bodily Waste (35-42-2-6)	0	1	0	1
Bribery (35-44-1-1)	0	0	1	0
Burglary (35-43-2-1)	2	63	20	459
Carrying Handgun w/o License (35-47-2-23)	1	17	3	99
Causing Suicide (35-42-1-2)	0	0	0	0
Check Fraud (35-43-5-12)	0	0	0	1
Child Exploitation (35-42-4-4)	0	1	0	7
Child Molesting (35-42-4-3)	0	15	1	146
Child Solicitation (35-42-4-6)	0	0	0	5
Conspiracy (35-41-5-2)	0	0	0	0
• Aggravated Battery	0	0	0	0
• Arson	0	0	0	0
• Battery	0	0	1	1
• Bribery	0	0	0	0
• Burglary	0	1	1	3
• Criminal Recklessness	0	0	0	1
• Dealing Cocaine or Narcotic Drug	0	0	0	0
• Dealing a Look-alike Substance	0	0	0	1
• Dealing a Schedule IV Substance	0	0	0	1
• Dealing Marijuana/Hash	0	0	0	2
• Forgery	0	0	1	3
• Fraud on Financial Institution	0	0	0	0
• Insurance Fraud	0	0	0	0
• Murder	0	0	0	0
• Possession of Cocaine or Narcotic Drug	0	0	1	0
• Possession of Precursors	0	0	0	0
• Robbery	0	0	0	4
• Trafficking with an Inmate	0	0	0	1
• Welfare Fraud	0	0	0	0
Contribute to Delinquency (35-46-1-8)	0	0	0	0
Controlled Substance Registration (35-48-4-14)	0	0	4	0
Corrupt Business Influence (35-45-6-2)	1	1	8	14
Criminal Confinement (35-42-3-3)	1	5	1	24
Criminal Mischief (35-43-1-2)	0	0	0	0
Criminal Recklessness (35-42-2-2)	0	5	1	35
Dangerous Control of a Handgun (35-47-10-6)	0	0	0	0
Dangerous Possession of a Handgun (35-47-10-5)	0	0	0	0
Deadly Weapon-Aircraft (35-47-6-1)	0	0	0	0

CLASS C (Cont.)**THE NUMBER OF FELONS**

	This Month		This Calendar Year	
	<u>Female</u>	<u>Male</u>	<u>Female</u>	<u>Male</u>
Dealing Cocaine or Narcotic Drug (35-48-4-1)	0	0	0	1
Dealing Marijuana, Hash Oil, or Hashish (35-48-4-10)	0	7	1	27
Dealing/Poss Look-Alike Subs (35-48-4-4.6)	0	1	2	11
Dealing Sched IV Controlled Substance (35-48-4-3)	2	2	11	16
Dealing Sched V Controlled Substance (35-48-4-4)	0	0	0	0
Destroy Handgun I.D. (35-47-2-18)	0	1	0	1
Disarm/Attempt to Disarm an Officer (35-44.1-3-2)	0	0	0	1
Driving After Forfeiture (9-12-3-2)	0	0	0	0
Driving Intoxicated/Death (9-11-2-5)	0	0	2	2
Driving Suspended/Death (9-24-19-4)	0	0	0	0
Escape (35-44-3-5)	0	5	7	30
Explosive or Flammable Substance (35-47-5-1)	0	0	0	0
Failure to Register as a Sex Offender (5-2-12-9)	0	14	2	60
Failure to Stop Accident/Death (9-26-1-8)	0	1	1	3
Felon in Possession of a Firearm (35-47-4-5)	0	0	1	3
Feticide (35-42-1-6)	0	0	0	0
Firearm w/in One Mile of School (35-47-2-1)	0	9	0	35
Forged Prescription (16-6-8-3)	0	0	0	0
Forgery (35-43-5-2)	17	26	123	245
Fraud on Financial Institution (35-43-5-8)	1	4	5	14
Gang Intimidation (35-45-9-4)	0	0	0	0
Handgun Violation (35-47-2-7)	0	1	0	3
Home Improvement Fraud (35-43-6-13)	0	0	0	0
Incest (35-46-1-3)	0	2	1	10
Inmate Fraud (35-42-5-20)	0	0	0	1
Interference with Medical Services (35-42-2-8)	0	0	1	0
Intimidation (35-45-2-1)	0	2	4	26
Involuntary Manslaughter (35-42-1-4)	0	1	0	4
Loan Sharking (35-45-7-2)	0	0	0	0
Misappropriated Insurance Funds (35-43-9-7B1)	0	0	0	0
Money Laundering (35-45-15-5)	0	0	0	0
Neglect of a Dependent (35-46-1-4)	0	1	10	10
Non-Support of Dependent Child (35-46-1-5)	0	14	5	83
Obliterating Handgun I.D. (35-47-2-18)	0	0	0	0
Operating Vehicle w/Lifetime Suspension (9-30-10-17)	1	27	9	220
Operating Vehicle Intoxicated/Death (9-30-5-5)	1	2	1	4
Operating Vehicle-Habitual Violation (9-30-10-16)	0	0	0	0
Operating Vehicle Intoxicated/Injury (9-30-5-4)	1	1	1	6
Operating Vehicle Intox.-w/ Minor & Prior (9-30-5-3)	0	0	0	1
Operating Vehicle-Schedule 1/Death (35-48-2-4)	0	0	0	0
Permitting Child to Possess Firearm (35-47-10-7)	0	0	0	0
Possession of Cocaine or Narcotic Drug (35-48-4-6)	2	19	11	98
Possession of Controlled Substance (35-48-4-7)	1	3	10	38
Possession of Marijuana (35-48-4-11)	0	0	0	1
Possession of Methamphetamine (35-48-4-6.1)	0	1	6	20
Possession of Precursors (35-48-4-14.5)	2	3	6	12
Possession of Legend Drug by Fraud (16-42-19-16)	0	0	2	0
Possession/Use Legend Drug (16-42-19-27)	0	0	0	0
Possession - Destruct Device (35-47.5-5-2)	0	0	0	1
Possession - Explosives/Convicted Felon (35-47.5-5-3)	0	0	0	0
Possession - Machine Gun or Bomb (35-47-5-8)	0	0	0	0
Possession - Sawed-Off Shotgun (35-47-5-4.1)	0	0	0	0
Promoting Prostitution (35-45-4-4)	0	0	1	1
Prisoner Poss Dang Device/Material (35-44-3-9.5)	0	0	0	1
Reckless Homicide (35-42-1-5)	0	1	1	14
Reckless Driving Workzone Death (9-21-8-56)	0	0	0	0
Remove/Alter Original VIN # (9-18-8-12)	0	0	0	0
Resisting Law Enforcement (35-44.1-3-1)	0	1	0	6
Robbery (35-42-5-1)	0	27	11	181
Security Sale Fraud (23-2-1-12)	0	0	0	0
Sexual Battery (35-42-4-8)	0	0	0	0
Sexual Misconduct with a Minor (35-42-4-9)	1	11	2	80
Stalking (35-45-10-5)	0	1	0	16
Theft, Receiving Stolen Property (35-43-4-2)	1	0	4	5
Trafficking with an Inmate (35-44-3-9)	0	2	8	8
Transfer Contaminated Bodily Fluid (35-42-1-7)	0	0	0	0
Unlawful Transaction as Agent (23-2-1-8)	0	0	0	0
Vicarious Sexual Gratification (35-42-4-5)	0	0	0	0
Violation of Custody Order (35-42-3-4)	0	0	0	0
Welfare Fraud (35-43-5-7)	1	0	6	0
Sub-Total	37	336	331	2,475

CLASS D OFFENSES:	THE NUMBER OF FELONS			
	This Month		This Calendar Year	
	Female	Male	Female	Male
Abuse of a Corpse (35-45-11-1)	0	0	0	0
Accident/Failure to Stop (9-4-1-40)	0	0	0	2
Accident/Failure to Stop-Serious Inj/Death (9-26-1-8)	0	0	0	2
Aiding, Inducing or Causing an Offense (35-41-2-4)	0	0	0	0
• Aggravated Battery	0	0	0	0
• Arson	0	0	0	0
• Auto Theft, Receiving Stolen Parts	0	0	1	0
• Battery	0	1	0	1
• Burglary	0	0	0	0
• Carjacking	0	0	0	0
• Controlled Substance Registration	0	0	0	0
• Criminal Recklessness	0	0	0	0
• Dealing Cocaine or Narcotic Drug	0	0	0	0
• Dealing Sched I, II, or III Cntrl'd Sub	0	0	0	0
• Escape	0	0	0	0
• Forgery	0	0	0	0
• Mischief	0	0	0	1
• Possession of Controlled Substance	0	0	0	0
• Possession of Marijuana/Hash	0	0	0	1
• Prescription Fraud	0	0	0	1
• Residential Entry	0	1	0	3
• Robbery	0	0	0	0
• Theft, Receiving Stolen Property	0	2	1	9
• Trafficking with an Inmate	0	0	0	0
Aid-Manufacture of Schedule 2 (35-48-4-2)	0	0	0	0
Animal Fight Contest (35-46-3-9)	0	0	0	0
Arson (35-43-1-1)	0	2	1	8
Assisting a Criminal (35-44-3-2)	0	1	3	9
Attempt to Commit a Felony (35-41-5-1)	0	0	0	0
• Aggravated Battery	0	0	0	0
• Arson	0	0	0	0
• Auto Theft, Receiving Stolen Parts	0	0	0	2
• Battery	0	0	0	0
• Battery with Bodily Waste	0	0	0	0
• Burglary	0	0	0	0
• Check Fraud	0	0	0	3
• Child Exploitation	0	0	0	0
• Child Molesting	0	0	0	0
• Controlled Substance Registration	1	0	2	3
• Criminal Confinement	0	0	0	1
• Cultivation of Marijuana	0	0	0	0
• Dealing Cocaine or Narcotic Drug	0	0	0	0
• Criminal Deviate Behavior	0	0	0	0
• Dealing Methamphetamine	0	0	0	0
• Dealing Sched I, II, or III Cntrl'd Sub	0	0	0	0
• Escape	0	0	0	0
• Forgery	0	0	0	0
• Fraud	0	0	0	2
• Murder	0	0	0	0
• Obstruction of Justice	0	0	0	1
• Possession of Cocaine or Narcotic Drug	0	0	0	0
• Possession of Controlled Substance	0	0	0	0
• Possession of Marijuana/Hash	0	0	0	1
• Possession of Methamp Substance Tax	0	0	0	1
• Possession of Controlled Substance Tax	0	0	0	0
• Possession/Use of Legend Drug	0	0	0	0
• Possession of Prescription/Aleg Drug	0	1	0	2
• Sex Predator Job Near Child	0	0	0	0
• Sexual Misconduct	0	0	0	0
• Prescription Fraud	0	0	0	1
• Rape	0	0	0	0
• Residential Entry	0	0	1	3
• Robbery	0	0	0	0
• Theft, Receiving Stolen Property	0	7	4	40
• Trafficking with an Inmate	0	0	0	0
Auto Theft, Receiving Stolen Parts (35-43-4-2.5)	0	17	17	107
Battery (35-42-2-1)	2	14	21	123
Battery by Bodily Waste (35-42-2-6)	0	2	5	20
Battery on Law Enforcement (35-42-2-1)	0	0	2	5
Bigamy (35-46-1-2)	0	0	0	0
Burglary (35-43-2-1)	0	0	1	0
Causing Suicide (35-42-1-2)	0	0	0	0
Cemetery Mischief (35-43-1-2.1)	0	0	0	0
Cheating at Gambling (4-33-10-2)	0	0	0	0
Check Deception (35-43-5-5)	0	0	0	0
Check Fraud (35-43-5-12)	1	2	6	17
Child Exploitation (35-42-4-4)	0	2	0	5
Child Molesting (35-42-4-3)	0	0	0	1
Child Pornography (35-42-4-4)	0	1	0	7
Child Seduction (35-42-4-7)	0	0	0	5
Child Solicitation (35-42-4-6)	0	1	0	5
Computer Tampering (35-43-1-4)	0	0	0	0
Conflict of Interest (35-44-1-3)	0	0	0	0

CLASS D (Cont.)	THE NUMBER OF FELONS			
	This Month		This Calendar Year	
	Female	Male	Female	Male
Conspiracy (35-41-5-2)	0	0	0	0
• Aggravated Battery	0	0	0	0
• Arson	0	0	0	0
• Battery	0	0	0	0
• Burglary	0	0	0	0
• Child Molesting	0	0	0	0
• Cultivation of Marijuana	0	0	0	0
• Dealing Cocaine or Narcotic Drug	0	0	0	0
• Dealing a Look-a-like	0	0	0	0
• Dealing Marijuana, Hash Oil, or Hashish	0	0	0	0
• Dealing Methamphetamine	0	0	0	0
• Dealing Sched I, II, or III Contrld Sub	0	0	0	0
• Dealing Subst. Repr. As Contrld Sub	0	0	0	0
• Forgery	0	0	0	0
• Fraud	0	0	0	0
• Murder	0	0	0	0
• Possession of Controlled Substance	0	0	1	0
• Possession of Cocaine or Narcotic Drug	0	0	0	2
• Possession of Precursors	0	0	0	0
• Profit from Adoption	0	0	0	1
• Robbery	0	0	0	0
• Intimidation	0	0	0	0
• Theft, Receiving Stolen Property	1	0	3	6
• Trafficking with an Inmate	0	0	0	0
Consumer Product Tampering (35-45-8-3)	0	0	0	0
Controlled Substance Registration (35-48-4-14)	2	0	13	13
Conversion (35-43-4-3)	0	0	0	0
Criminal Confinement (35-42-3-3)	0	6	2	47
Criminal Deviate Conduct (35-42-4-2)	0	0	0	0
Criminal Gang Activity (35-45-9-3)	0	1	1	3
Criminal Mischief (35-43-1-2)	0	0	0	7
Criminal Recklessness (35-42-2-2)	6	12	15	86
Criminal Trespass (35-43-2-2)	0	2	5	25
Cruelty to Animals (35-46-3-12)	0	0	0	1
Cruelty to Law Enforcement Animal (35-46-3-11)	0	0	0	0
Cultivation of Marijuana (35-48-4-1)	0	0	1	2
Dealing Counterfeit Substance (35-48-4-5)	0	0	0	0
Dealing Marijuana, Hash Oil, or Hashish (35-48-4-10)	0	7	1	38
Dealing Paraphernalia (35-48-4-8.2)	0	0	0	0
Dealing Sched V Controlled Substance (35-48-4-4)	0	0	0	0
Dealing Subs. Represent as Contrld Subs. (35-48-4-4.5)	0	2	0	3
Dealing - Sawed-Off Shotgun (35-47-5-4.1)	0	1	0	2
Disorderly Conduct (35-45-1-3)	0	0	0	1
Disposal Dead Animal (15-17-11-20)	0	0	0	0
Dispose Solid Waste (13-30-2-1)	0	0	0	0
Dissemination of Matter Harmful to Minor (35-49-3-3)	0	0	0	2
Domestic Battery (35-42-2-1.3)	1	21	7	177
Driving While Intoxicated (9-11-2-3)	0	7	17	89
Driving While Intoxicated/Injury (9-11-2-4)	0	0	0	0
Driving While Suspended/Oper Veh HTV (9-30-19-16)	0	0	2	8
Driving While Suspended/Restricted (9-24-18-5)	0	1	0	2
Dump Controlled Substance Waste (38-48-4-4.1)	0	1	0	4
Exploit Endangered Adult (35-46-1-12)	1	0	2	1
Failure to Appear (35-44-3-6)	0	0	0	3
Failure to Register as a Sex Offender (5-2-12-9)	0	9	0	75
Failure to Remit Money (6-3-4-8)	0	0	0	0
Failure to Remit Sales Tax (6-2.5-9-3)	0	0	0	0
Failure to Return to Lawful Detention (35-44-3-5)	2	6	16	69
Failure to Stop Accident/Injury (9-26-1-1)	0	0	0	2
Failure to Warn Comm Disease (35-42-1-9)	0	1	0	4
False Reporting (35-44-2-2)	0	1	0	2
Forged Prescription (16-6-8-3)	0	0	0	0
Forgery (35-43-5-2)	2	2	5	6
Fraud (35-43-5-4)	0	4	21	28
Ghost Employment (35-44-2-4)	0	0	0	1
Handgun Violation (35-47-2-1)	0	0	0	0
Hazardous Waste Activities (13-30-6-3)	0	0	0	0
Home Improvement Fraud (35-43-6-12)	0	0	0	0
Home Improvement Fraud/Enhanced (35-43-6-13)	0	0	0	1
Identity Deception (35-43-5-3.5)	2	0	8	15
Illegal Possession of Firearm - Prior Felon (35-47-4-4)	0	0	0	0
Illegal Possession of VIN Plate (9-18-8-15)	0	0	0	0
Impersonation of a Public Servant (35-44-2-3)	0	0	0	2
Incest (35-46-1-3)	0	0	0	0

CLASS D (Cont.)**THE NUMBER OF FELONS**

	This Month		This Calendar Year	
	<u>Female</u>	<u>Male</u>	<u>Female</u>	<u>Male</u>
Income Tax Evasion (6-3-6-11)	0	0	0	0
Intimidation (35-45-2-1)	0	11	3	74
Invasion of Privacy (35-46-1-15.1)	2	2	4	31
Involuntary Manslaughter (35-42-1-4)	0	0	0	0
Leaving Scene of Accident (9-4-1-42)	0	0	0	0
Loan Broker Violation (23-2-5-16)	0	0	0	0
Loan Sharking (35-45-7-2)	0	0	0	0
Maintaining a Common Nuisance (35-48-4-13)	2	9	15	52
Manufacture Paraphernalia (35-48-4-8.1)	0	0	0	0
Medicaid Fraud (35-43-5-7.1)	0	0	0	0
Money Laundering (35-45-15)	0	0	0	1
Moving Body from Scene of Death (36-2-14-17)	0	0	0	0
Neglect of a Dependent (35-46-1-4)	6	2	28	21
Non-Support of a Child (35-46-1-5)	1	10	5	57
Non-Support of a Spouse (35-46-1-6)	0	0	0	4
Obscene Performance (35-49-3-2)	0	0	0	0
Obstruction of Justice (35-44-3-4)	0	0	5	5
Official Misconduct (5-13-14-3)	0	0	0	1
Operating Vehicle-Habitual Violation (9-30-10-16)	2	9	21	104
Operating Vehicle Intoxicated (9-11-2-3)	0	0	0	1
Operating Vehicle Intoxicated-Endanger (9-30-5-2)	4	16	34	134
Operating Vehicle Intoxicated-Contrld Sub (9-30-5-1)	0	3	0	7
Operating Vehicle Intoxicated-Injury (9-22-2-4)	0	3	0	15
Operating Vehicle Intoxicated-Prior (9-30-5-3)	9	44	67	292
Operating Vehicle Intoxicated-Ser Injury (9-30-5-4)	0	0	0	0
Perjury (35-44-2-1)	0	0	1	1
Pointing a Firearm (35-47-4-3)	0	1	1	3
Poisoning (35-45-3-1)	0	0	0	0
Possession of Anabolic Steroid (IC 16-42-19-19)	0	0	0	1
Possession of Cocaine or Narcotic Drug (35-48-4-6)	8	19	44	178
Possession of Controlled Substance (35-48-4-7)	14	33	96	244
Possession of Controlled Substance Tax (6-7-3-11)	0	0	0	5
Poss of Marijuana, Hash Oil, or Hashish (35-48-4-11)	2	35	14	239
Possession of Marijuana Subst Tax (6-7-3-11)	0	0	1	0
Possession of Methamphetamine (35-48-4-6.1)	5	13	33	56
Possession of Methamp Subst Tax (6-7-3-11-B)	0	3	20	49
Possession of Paraphernalia (35-48-4-8.3)	3	4	20	32
Possession of Precursors (35-48-4-14.5)	0	4	13	52
Possession of Presc/Aleg Drug (35-48-3-9)	0	2	8	12
Possession/Use of Legend Drug (16-42-19-13)	0	0	2	1
Possession - Firearm-School Property (35-47-9-2)	0	0	0	1
Possession - Handgun w/o License (35-47-2-23)	0	0	0	0
Possession - Sawed-Off Shotgun (35-47-5-4.1)	0	0	0	1
Possession - Syringe/Needle (16-42-19-18)	1	4	10	17
Possession Vehicle w/Altered or Removed ID (9-1-5-1)	0	0	0	0
Prescription Fraud (35-43-5-1)	0	0	1	1
Promoting Professional Gambling (35-45-5-4)	0	0	0	0
Prostitution (35-45-4-2)	2	0	28	2

CLASS D (Cont.)**THE NUMBER OF FELONS**

	This Month		This Calendar Year	
	<u>Female</u>	<u>Male</u>	<u>Female</u>	<u>Male</u>
Public Indecency (35-45-4-1)	0	1	0	5
Public Intoxication (7-15-1-3)	0	0	0	0
Rape (35-42-4-1)	0	0	0	0
Residential Entry (35-43-2-1.5)	3	10	10	93
Resisting Law Enforcement (35-44.1-3-1)	1	20	14	145
Rioting (35-45-1-2)	0	0	0	0
Sale, Dist, or Exhibit of Obscene Material (35-49-3-1)	0	1	0	1
Sale of Legend Drug (16-42-19-11)	0	0	1	0
Sexual Battery (35-42-4-8)	0	3	0	37
Sexual Misconduct (35-44-1-5)	0	0	0	1
Sexual Misconduct with a Minor (35-42-4-9)	0	3	1	7
Sex Offender Residency Restrictions (35-42-4-11)	0	0	0	2
Sex Offender without Identification (11-8-8-15)	0	0	0	2
Sex Predator Job near Children (35-42-4-10)	0	0	0	1
Stalking (35-45-10-5)	0	0	1	1
Strangulation (35-42-2-9)	0	6	0	75
Synthetic Identity Deception (35-43-5-3.8)	0	0	0	3
Theft, Receiving Stolen Property (35-43-4-2)	57	177	392	1215
Trafficking with an Inmate (35-44-3-9)	0	0	0	0
Unlawful Delivery of Confiscated Firearm (35-47-3-4)	0	0	0	0
Unlawful Use of Body Armor (35-47-5-13)	0	0	0	0
Unlawful Use of Stun Gun (35-47-8-5)	0	0	0	0
Use of Stun Gun (35-47-8-5)	0	0	0	0
Uttering Forged Prescription (16-42-19-26)	0	0	0	0
Vicarious Sexual Gratification (35-42-4-5)	0	0	0	3
Violation-1935 Firearms (35-47-5-4.1)	0	1	0	2
Violation of Custody Order (35-42-3-4)	0	0	0	1
Violation of Fuel Statute (6-6-4.1-18)	0	0	0	0
Visit Place Unlawfully Selling Alcohol (7.1-5-10-21)	0	0	0	0
Vote in Other Precinct (3-14-2-11)	0	0	0	0
Voyeurism (35-45-4-5)	0	2	0	3
Welfare Fraud (35-43-5-7)	0	0	1	0
Sub-Total	143	589	1,079	4,411

HABITUAL OFFENSES:

Habitual Offender (35-50-2-8)	0	0	0	0
Habitual Offender Controlled Substance (35-50-2-10)	0	0	0	0
Habitual Offender Substance Abuse (35-50-2-10)	0	0	0	2
Habitual Offender Traffic Laws (9-30-10-4)	0	0	0	0
Repeat Sex Offender Enhancement (35-50-2-14)	0	0	0	0
Sub-Total	0	0	0	2

GRAND TOTAL NUMBER OF OFFENDERS	222	1,307	1,795	9,862
--	------------	--------------	--------------	--------------

Note: Offense data may not be available for all offenders at the time this table was prepared.

The original committing offenses for technical parole violators and technical Community Transition Program violators are reported on this table.

Source: SAS - admoffenses7.pgm

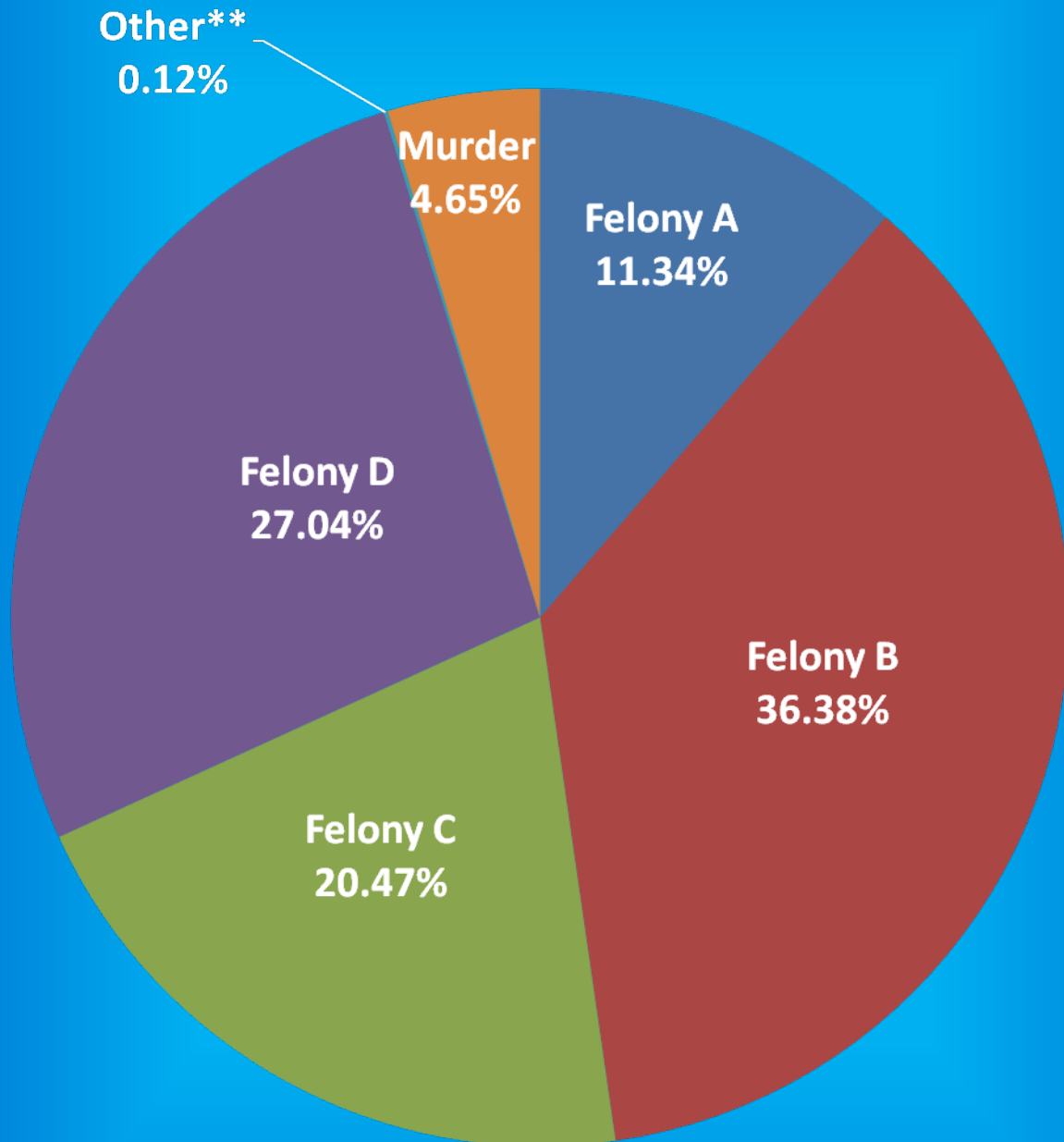
Indiana Department of Correction

Graph A

Female Population by Most Serious Offense Felony Level*

September 1, 2012

N = 2,492



•(Includes Offenders Held in County Jails and Contracted Beds)

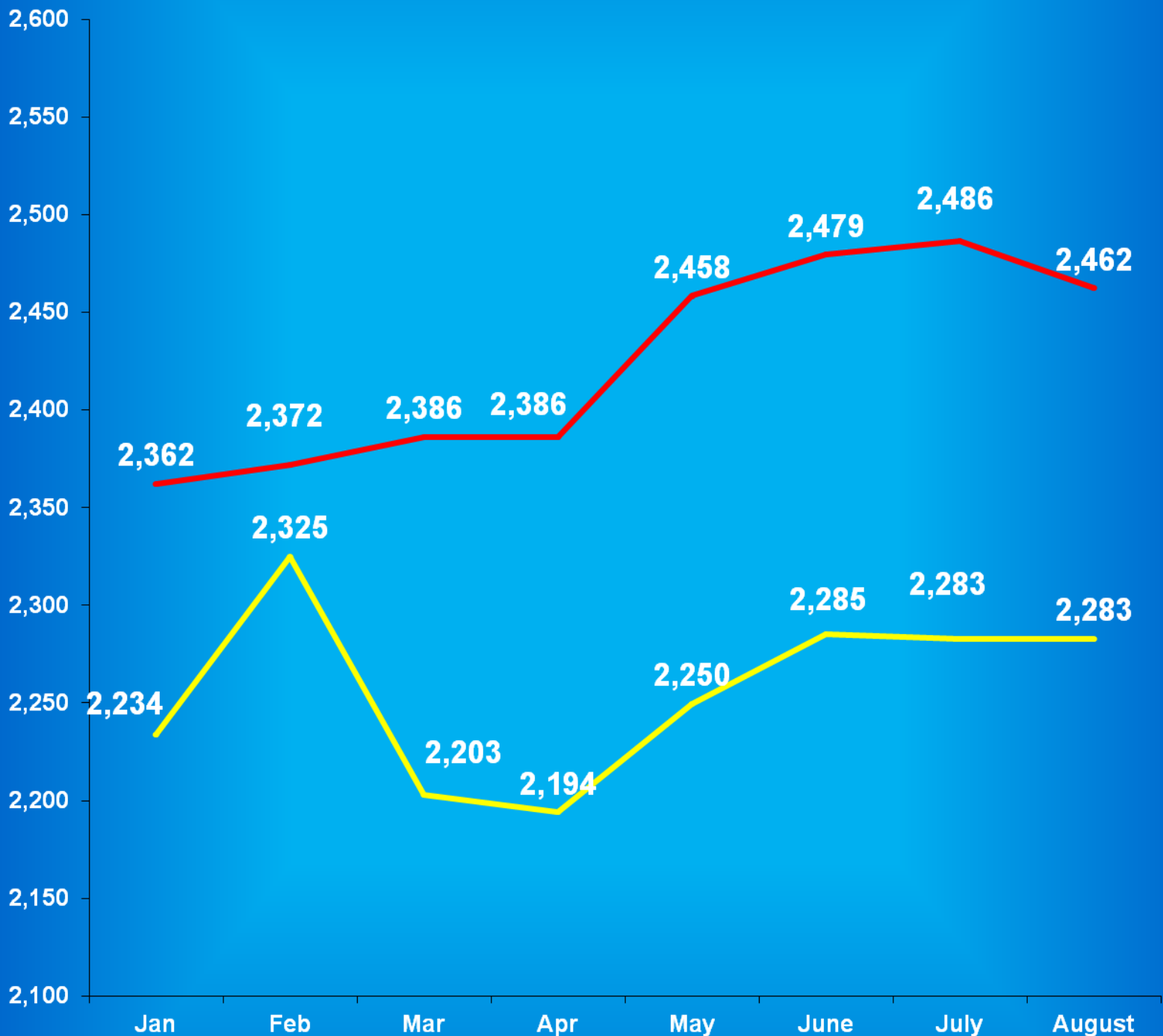
** Other includes Safekeepers, Predispositions, Habitual Offenders, Misdemeanants, and Unknowns

Indiana Department of Correction

Graph B

Average Daily Adult Female Offender Populations

Calendar Year 2012



Includes County Jail/Contract Beds

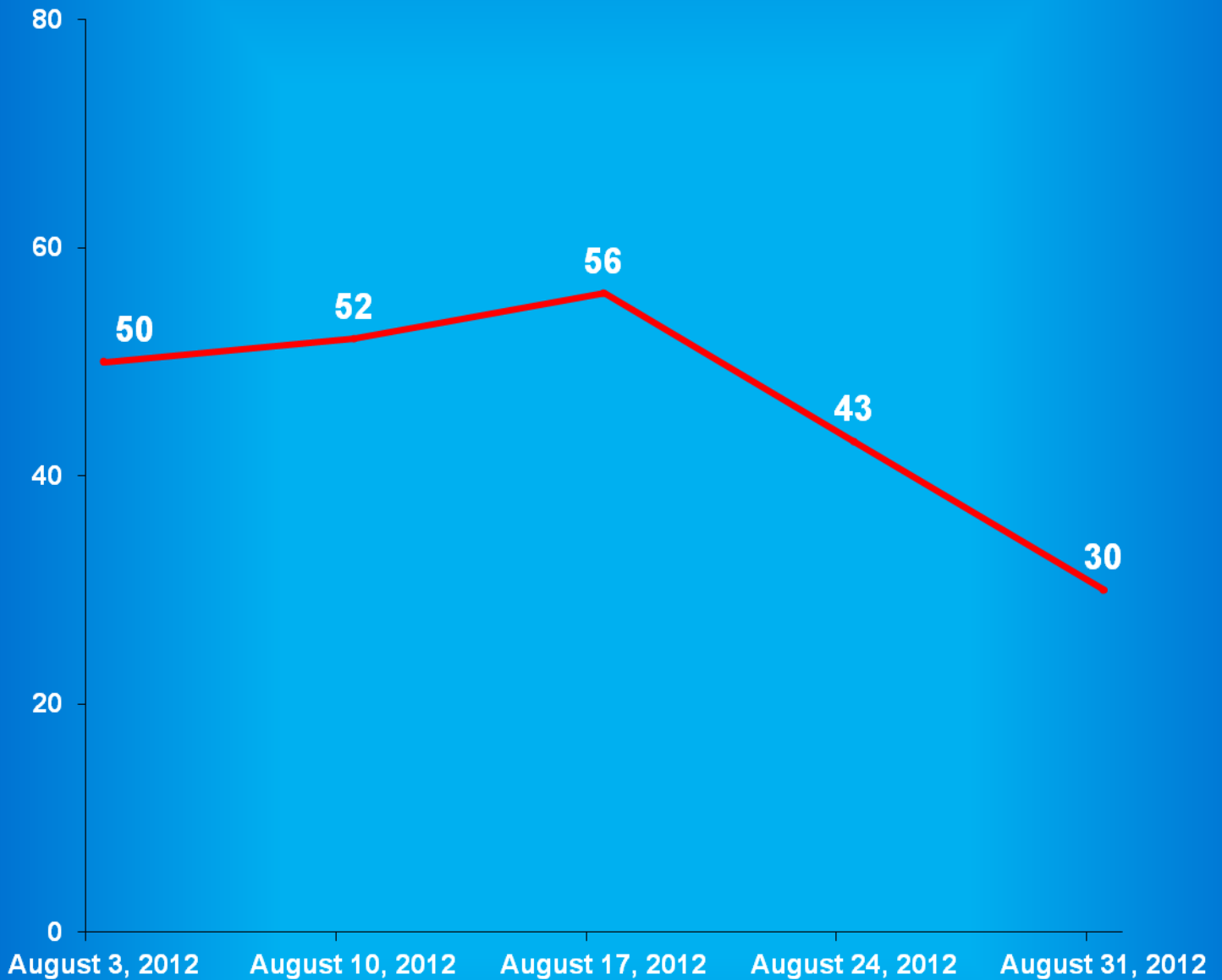
Excludes County Jail/Contract Beds

Indiana Department of Correction

Graph C

Adult Females Held in County Jails

August 2012



- Offenders held in county jails are newly sentenced offenders with completed court documents who are awaiting transfer to a DOC facility.

- Jail counts are a dynamic number that are affected by a variety of factors, including; sentencing trends, available DOC beds, and intake process completion.

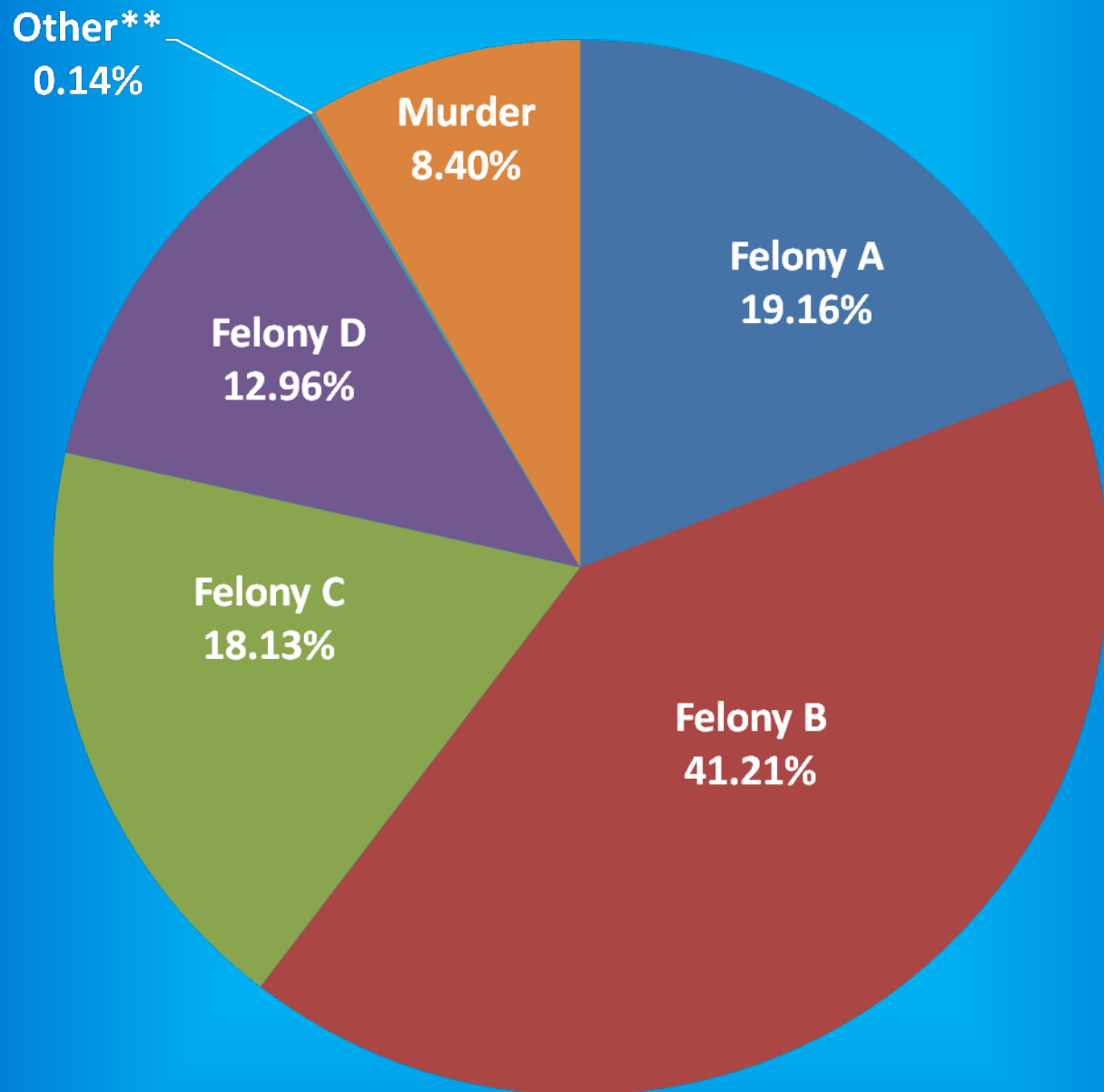
Indiana Department of Correction

Graph D

Male Population by Most Serious Offense Felony Level*

September 1, 2012

N = 25,587



•(Includes Offenders Held in County Jails and Contracted Beds)

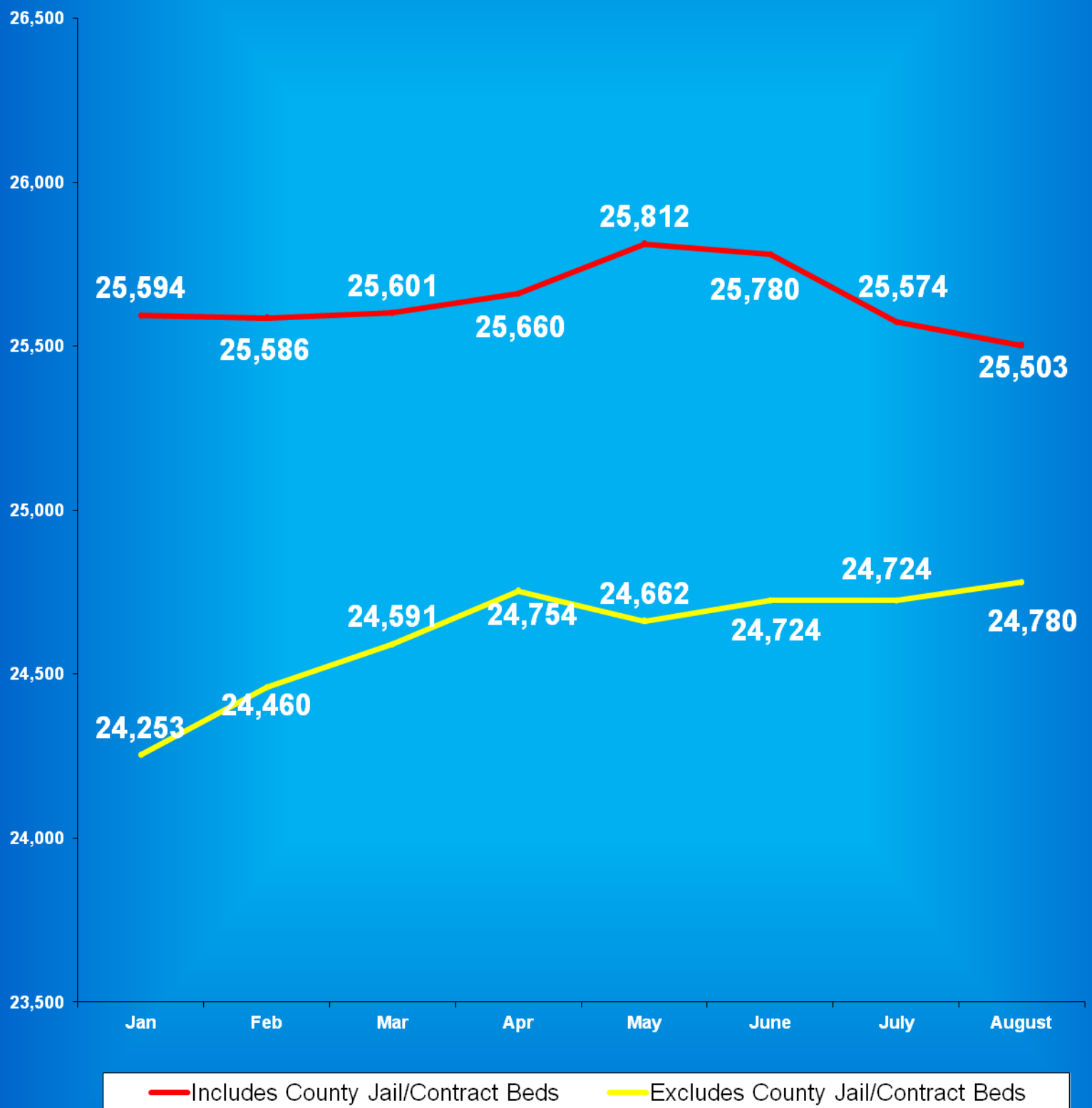
** Other includes Safekeepers, Predispositions, Habitual Offenders, Misdemeanants, and Unknowns

Indiana Department of Correction

Graph E

Average Daily Adult Male Offender Populations

Calendar Year 2012

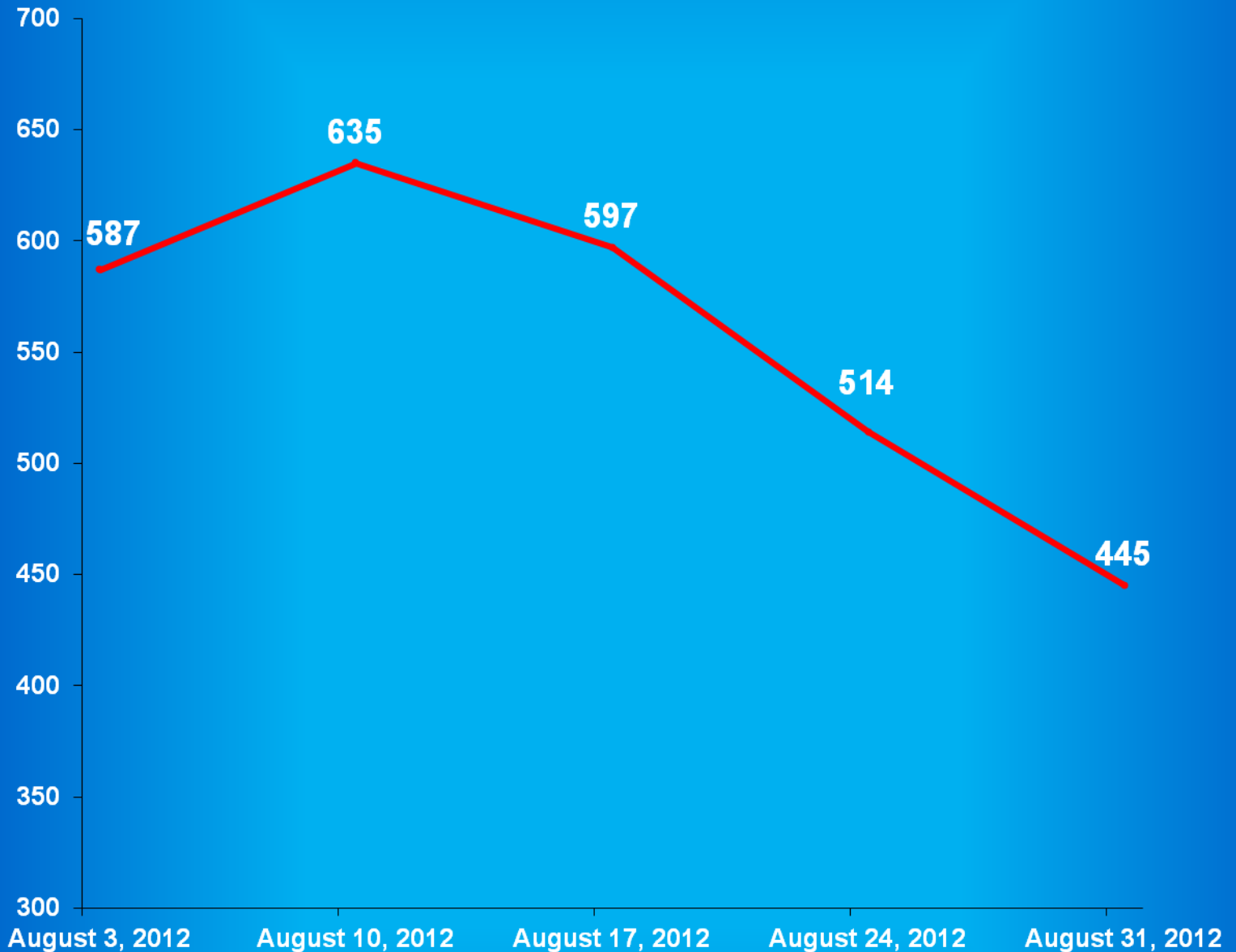


Indiana Department of Correction

Graph F

Adult Males Held in County Jails

August 2012



- Offenders held in county jails are newly sentenced offenders with completed court documents who are awaiting transfer to a DOC facility.

- Jail counts are a dynamic number that are affected by a variety of factors, including; sentencing trends, available DOC beds, and intake process completion.



Juvenile Offender Statistics



Indiana Department Of Correction
Table 11
Monthly Facility Admissions and Releases
Juvenile Offenders
August 2012

Admissions of All Juvenile Males

New Commitment	Re- Commitment	Parolee Technical Return	Return From Escape	Diagnostics/ Walk-Thrus
72	17	1	0	5

Releases of All Juvenile Males

Discharge	Parole	Escape	Diagnostics/ Walk-Thrus
54	18	0	6

Admissions of All Juvenile Females

New Commitment	Re- Commitment	Parolee Technical Return	Return From Escape	Diagnostics/ Walk-Thrus
14	2	0	0	2

Releases of All Juvenile Females

Discharge	Parole	Escape	Diagnostics/ Walk-Thrus
3	6	0	2

Sources:

SAS - mnthadm4.pgm

SAS - mnthext4.pgm

Indiana Department of Correction
Table 12
The Total Number of Committing Offenses for Juveniles
Committed to the Indiana Department of Correction

August 2012

OFFENSE (Citation Code)	THE NUMBER OF OFFENSES			
	This Month		This Calendar Year	
LEVEL I	<u>Female</u>	<u>Male</u>	<u>Female</u>	<u>Male</u>
Aggravated Battery (35-42-2-1.5)	0	0	0	0
Arson (35-43-1-1)	0	0	0	3
Battery (35-42-2-1)	0	0	5	3
Battery by Bodily Waste (35-42-2-6)	0	0	0	1
Burglary (35-43-2-1)	0	0	0	0
Carjacking (35-42-5-2)	0	0	0	0
Carrying Handgun w/o License (35-47-2-1)	0	0	0	5
Changing, Altering, Removing, Obliterating ID of Handgun (35-47-2-18)	0	0	0	0
Child Exploitation (35-42-4-4)	0	0	0	0
Child in Possession of Handgun (35-47-10-5)	0	0	0	4
Child Molesting (35-42-4-3)	0	0	1	4
Child Seduction (35-42-4-7)	0	0	0	0
Child Selling (35-46-1-4)	0	0	0	0
Child Solicitation (35-42-4-6)	0	0	0	0
Consumer Product Tampering (35-45-8-3)	0	0	0	0
Criminal Confinement (35-42-3-3)	0	0	0	1
Criminal Gang Intimidation (35-45-9-4)	0	0	0	0
Criminal Deviate Conduct (35-42-4-2)	0	0	0	0
Criminal Recklessness (35-42-2-2)	0	0	0	2
Dealing in a Sawed-Off Shotgun (35-47-5-4.1)	0	0	0	0
Distribution of a Destructive Device (IC 35-47.5-5-5)	0	0	0	0
Driving While Intoxicated Resulting in Death (9-30-5-5)	0	0	0	0
False, Altering Handgun License (35-47-2-22)	0	0	0	0
False Application for Handgun (35-47-2-8)	0	0	0	0
Feticide (35-42-1-6)	0	0	0	0
Handgun, False Information (35-47-2-17)	0	0	0	0
Incest (35-46-1-3)	0	0	0	0
Interference with Custody (35-42-3-4)	0	0	0	0
Intimidation (35-45-2-1)	0	0	0	3
Involuntary Manslaughter (35-42-1-4)	0	0	0	0
Kidnapping (35-42-3-2)	0	0	0	0
Murder (35-42-1-1)	0	0	0	1
Neglect of a Dependent (35-46-1-4)	0	0	0	0
Operation of a Machine Gun/Hurling a Bomb (35-47-5-9)	0	0	0	0
Overpass Mischief (35-42-2-5)	0	0	0	0
Pointing a Firearm (35-47-4-3)	0	0	0	0
Possession of Firearm on School Property (35-47-9-2)	0	0	0	0
Possession of a Machine Gun or Bomb (35-47-5-9)	0	0	0	0
Rape (35-42-4-1)	0	0	0	0
Reckless Homicide (35-42-1-5)	0	0	0	0
Resisting Law Enforcement (35-44-3-3)	0	0	0	0
Robbery (35-42-5-1)	0	0	0	6

LEVEL I (Cont.)

	THE NUMBER OF OFFENSES			
	This Month		This Calendar Year	
	<u>Female</u>	<u>Male</u>	<u>Female</u>	<u>Male</u>
Sell, Manufacture, Possess, Purchase Explosive (35-47-5-1)	0	0	0	0
Sell, Transfer, HIV Blood (35-42-1-7)	0	0	0	0
Selling, Transferring, Giving Handgun to Under 18 (35-47-2-7)	0	0	0	0
Sexual Battery (35-42-4-8)	0	0	0	2
Sexual Misconduct (35-44-1-5)	0	0	0	0
Sexual Misconduct with a Minor (35-42-4-9)	0	0	0	0
Stalking (35-45-10-5)	0	0	0	0
Strangulation (35-42-2-9)	0	0	0	1
Unlawful Delivery of Confiscated Firearm (35-47-3-4)	0	0	0	0
Unlawful Use of Body Armor (35-47-5-13)	0	0	0	0
Unlawful Use of Stun Gun (35-47-8-5)	0	0	0	0
Vicarious Sexual Gratification (35-42-4-5)	0	0	0	0
Voluntary Manslaughter (35-42-1-3)	<u>0</u>	<u>0</u>	<u>0</u>	<u>0</u>
Sub-Total	0	0	6	36

LEVEL II

Assisting a Criminal (35-44-3-2)	0	1	0	1
Chinese Throwing Star (35-47-5-12)	0	0	0	0
Criminal Gang Activity (35-45-9-3)	0	0	0	0
Criminal Recklessness (35-42-2-2)	1	0	1	0
Dealing Anabolic Steroid (16-42-19-27)	0	0	0	0
Dealing in a Schedule I, II, or III Controlled Substance (35-48-4-2)	0	0	0	2
Dealing in a Schedule IV Controlled Substance (35-48-4-3)	0	0	0	0
Dealing in a Schedule V Controlled Substance (35-48-4-4)	0	0	0	0
Dealing in a Substance Represented to be a Controlled Substance (35-48-4-4.5)	0	0	0	0
Dealing in Cocaine or Narcotic Drug (35-48-4-1)	0	0	0	1
Dealing in Marijuana, Hash Oil, or Hashish (35-48-4-10)	0	0	0	1
Dealing Methamphetamine (35-48-4-1.1)	0	0	0	1
Delivery of Weapon to Intoxicated Person (35-47-4-1)	0	0	0	0
Escape (35-44-3-5)	1	2	1	2
Escape/Failure to Return to Lawful Detention (35-44-3-5)	0	0	0	5
Interference with Custody (35-42-3-4)	0	0	0	0
Intimidation (35-45-2-1)	1	4	4	17
Knife with Automatic Blade (35-47-5-2)	0	0	0	0
Loan Sharking (35-45-7-2)	0	0	0	0
Maintaining a Common Nuisance (35-48-4-13)	0	0	0	0
Manufacture, Distribution, Possession of a Substance Represented to be a Controlled Substance (35-48-4-4.6)	0	0	0	0
Neglect of a Dependent (35-46-1-4)	0	0	0	0
Possession of a Controlled Substance (35-48-4-7)	0	3	4	11
Possession of a Knife on School Property (35-47-5-2.5)	0	0	0	2
Poss precursors w/intent to manufacture etc. (35-48-4-14.5)	0	0	0	0
Promoting Prostitution (35-45-4-4)	0	0	0	0
Purchase, Possession or Sale of Stun Gun (35-47-8-5)	0	0	0	0
Resisting Law Enforcement (35-44-3-3)	0	2	0	13
Rioting with a Deadly Weapon (35-45-1-2)	0	0	0	0
Sale, Possession, Use of Legend Drug (16-42-19-27)	0	0	0	0
Sexual Misconduct with a Minor (35-42-4-9)	0	0	0	0
Stalking (35-45-10-5)	0	0	0	0
Trafficking with an Inmate (35-44-3-9)	0	0	0	0
Use of Stun Gun in Commission of a Crime (35-47-8-5)	<u>0</u>	<u>0</u>	<u>0</u>	<u>0</u>
Sub-Total	3	12	10	56

LEVEL III	THE NUMBER OF OFFENSES			
	This Month		This Calendar Year	
	<u>Female</u>	<u>Male</u>	<u>Female</u>	<u>Male</u>
Accident/Failure to Stop (9-26-1-8)	0	0	0	0
Accident, Property Damage with Injury (9-26-1-8)	0	0	0	1
Altering or Damaging Computer (35-43-1-4)	0	0	0	0
Auto Theft, Receiving Stolen Parts (35-43-4-2.5)	2	2	5	22
Battery (35-42-2-1)	3	14	26	113
Bribery (35-44-1-1)	0	0	0	0
Burglary (35-43-2-1)	1	13	4	128
Check Deception (35-43-5-5)	0	0	0	0
Check Fraud (35-43-5-12)	0	0	0	0
Child Exploitation (35-42-4-4)	0	0	0	0
Controlled Substance Registration (35-48-4-14)	0	0	0	0
Conversion (35-43-4-3)	0	4	3	29
Criminal Mischief (35-43-1-2)	0	14	6	63
Criminal Recklessness (35-42-2-2)	0	0	0	1
Criminal Trespass (35-43-2-2)	0	5	1	20
Dealing in Altered Property (35-43-4-2.3)	0	0	0	0
Dealing in Marijuana, Hash Oil, or Hashish (35-48-4-10)	0	1	0	4
Dealing in Paraphernalia (35-48-4-8.5)	0	0	0	0
Distribution of Material Harmful to Minor (35-49-3-3)	0	0	0	0
Escape/Failure to Return to Lawful Detention (35-44-3-5)	1	6	6	34
Failure to Appear (35-44-3-6)	0	0	0	0
False Reporting (35-44-2-2)	0	0	1	0
Forgery (35-43-5-2)	0	0	0	3
Fraud (35-43-5-4)	0	0	2	5
Fraud on Financial Institution (35-45-5-8)	0	0	0	1
Home Improvement Fraud (35-43-6-13)	0	0	0	0
Identity Deception (35-43-5-3.5)	0	0	0	0
Interference with Custody (35-42-3-4)	0	0	0	0
Interference with Reporting Crime (35-42-2-5)	0	0	0	0
Invasion of Privacy (35-46-1-15.1)	0	0	0	1
Manufacture of Paraphernalia (35-48-4-8.1)	0	0	0	0
Nonsupport of Child (35-46-1-5)	0	0	0	0
Nonsupport of Spouse (35-46-1-6)	0	0	0	0
Obscene Performance (35-49-3-1)	0	0	0	0
Obstructing Fireman (35-44-3-8)	0	0	0	0
Obstructing Traffic (35-42-2-4)	0	0	0	0
Obstruction of Justice (35-44-3-4)	1	1	2	1
Operating Vehicle After Lifetime Forfeiture (9-30-10-17)	0	0	0	0
Operating Vehicle While Intoxicated (9-30-5-4)	0	0	0	0
Operating Vehicle While Intoxicated with Prior (9-30-5-3)	0	0	0	0

LEVEL III (Cont.)**THE NUMBER OF OFFENSES**

	This Month		This Calendar Year	
	<u>Female</u>	<u>Male</u>	<u>Female</u>	<u>Male</u>
Patronizing a Prostitute (35-45-4-3)	0	0	0	0
Perjury (35-44-2-1)	0	0	0	0
Possession of Cocaine or Narcotic Drug (35-48-4-6)	0	0	1	5
Possession/Use of Legend Drug (16-42-19-13)	0	1	0	2
Possession of Marijuana, Hash Oil, or Hashish (35-48-4-11)	0	0	0	2
Possession of Methamphetamines (35-48-4-6.1)	0	0	2	0
Possession of Paraphernalia (35-48-4-8.3)	0	0	0	4
Possession of a Syringe (16-42-19-18)	0	0	0	0
Professional Gambling (35-45-5-3)	0	0	0	0
Profiting from Adoption (35-46-1-9)	0	0	0	0
Promoting Professional Gambling (35-45-5-4)	0	0	0	0
Promoting Prostitution (35-45-4-4)	0	0	0	0
Prostitution (35-45-4-2)	0	0	0	0
Public Indecency (35-45-4-1)	0	0	0	1
Public Nudity (35-45-4-1.5)	0	0	0	0
Receiving Stolen Property (35-43-4-2)	0	2	2	34
Residential Entry (35-43-2-1.5)	0	0	0	11
Resisting Law Enforcement (35-44-3-3)	2	9	8	61
Rioting (35-45-1-2)	0	0	0	0
Sale, Possession, Use of Legend Drug (16-42-19-27)	0	0	0	1
Selling, Distributing, Exhibiting Obscene Material (35-49-3-1)	0	0	0	0
Stalking (35-45-10-5)	0	0	0	0
Theft (35-43-4-2)	7	38	24	163
Torture or Mutilation of Animal (35-46-3-12)	0	0	0	0
Trafficking with an Inmate (35-44-3-9)	0	0	0	0
Unauthorized Possession of Prescription Form (35-48-4-14)	0	0	0	0
Voyeurism (35-45-4-5)	0	0	0	0
Welfare Fraud (35-43-5-7)	<u>0</u>	<u>0</u>	<u>0</u>	<u>0</u>
Sub-Total	17	110	93	710

LEVEL IV

Absence From Home Detention (35-38-2.5-10)	0	1	0	1
Accident/Failure to Stop (9-26-1-8)	0	1	1	2
Animal Cruelty (IC 35-46-3-12)	0	0	0	0
Assisting a Criminal (35-44-3-2)	0	0	0	0
Check Deception (35-43-5-5)	0	0	0	0
Common Nuisance, Legend Drug (16-42-19-27)	0	0	1	1
Common Nuisance, Visiting a Building (35-48-4-13)	0	0	0	0
Computer Trespassing (35-43-2-3)	0	0	0	0
Counterfeiting a Driver's License (9-24-18-7)	0	0	0	0
Counterfeiting Auto Registration (9-18-2-42)	0	0	0	0
Curfew Violation (31-37-2-5)	0	1	0	6
Deception (35-43-5-3)	0	0	0	0
Disorderly Conduct (35-45-1-3)	2	8	14	32
Dissemination of Material Harmful to Minor (35-49-3-3)	0	1	0	1
Driving While Intoxicated (9-11-2-3)	0	0	1	2
Driving with Suspended License (9-24-19-2)	0	0	0	0
Exploitation of Dependent/Endangered Adult (35-46-1-12)	0	0	0	0
Failure to Appear (35-44-3-6)	0	0	0	0
Failure to Disclose Recruitment (35-46-4-4)	0	0	0	0
Failure to Respond to Summons (35-44-3-6.5)	0	0	0	0
False Auto Registration (9-18-2-44)	0	0	0	0
False Informing (35-44-2-2)	1	2	2	17
Flag Desecration (35-45-1-4)	0	0	0	0

LEVEL IV (Cont.)**THE NUMBER OF OFFENSES**

	This Month		This Calendar Year	
	<u>Female</u>	<u>Male</u>	<u>Female</u>	<u>Male</u>
Glue Sniffing (35-46-6-2)	0	0	1	2
Habitual Disobedience of Parent, Guardian, or Custodian (Incorrigible) (31-37-2-4)	0	3	1	12
Harassment (35-45-2-2)	0	1	0	1
Home Improvement Fraud (35-43-6-12)	0	0	0	0
Illegal Consumption of Alcohol (7.1-5-7-7)	0	2	2	14
Illegal Possession of Alcohol (7.1-5-7-7)	0	2	0	6
Impairment of ID Number (35-43-7-4)	0	0	0	0
Interference with Custody (35-42-3-4)	0	0	0	0
Interfering with Law Enforcement Animal (35-46-3-11)	0	0	0	0
Invasion of Privacy (35-46-1-15.1)	0	0	0	1
Leaving Home w/o Permission of Parent, Guardian or Custodian (Runaway) (31-37-2-2)	7	1	20	24
Nitrous Oxide Distribution (35-46-6-3)	0	0	0	0
Obscene Performance (35-49-3-1)	0	0	0	0
Obstructing Medical Emergency (35-44-3-8.5)	0	0	0	0
Obstructing Traffic (35-42-2-4)	0	0	0	0
Operating Vehicle While Intoxicated (9-30-5-2)	0	0	0	0
Operating Vehicle While Intoxicated/Cntrld Sub (9-30-5-1)	0	0	0	0
Operating Vehicle w/o License (9-24-18-1)	0	1	2	12
Operating Vehicle w/o Proof of Financial (9-25-8-2)	0	0	0	0
Operating Vehicle w/o Registration/Plates (9-18-2-43)	0	0	0	0
Possession of Marijuana, Hash Oil, or Hashish (35-48-4-11)	0	8	1	48
Possession of Paraphernalia (35-48-4-8.3)	0	4	1	16
Possession of Substance Represented to be a Controlled Substance (35-48-4-4.6)	0	0	0	1
Possession, Purchase, Accepting Tobacco (35-46-1-10.5)	0	0	1	0
Probation Violation	1	55	13	374
Public Intoxication (7.1-5-1-3)	0	1	1	5
Receiving Unidentified Property (35-43-7-5)	0	0	0	0
Reckless Driving (9-21-8-52)	0	0	0	0
Refusal to Aid Officer (35-44-3-7)	0	0	0	0
Refusal to Identify Self (34-28-5-3.5)	0	0	0	0
Selling, Distributing, Exhibiting Obscene Material (35-49-3-1)	0	0	0	0
Tattooing a Minor (35-42-2-7)	0	0	0	0
Torture, Kill, Mutilate an Animal (35-46-3-12)	0	0	0	0
Unauthorized Possession of Prescription (35-48-4-14)	0	0	0	0
Unlawful Entry of Motor Vehicle (35-43-4-2.7)	0	3	1	9
Unlawful Gambling (35-45-5-2)	0	0	0	0
Unlawful Use of Railroad Right of Way (8-3-15-3)	0	0	0	0
Vending Machine Vandalism (35-43-4-7)	0	0	0	0
Violation of Compulsory School Attendance Law (Truancy) (31-37-2-3)	0	0	10	4
Violation Home Detention	0	0	0	1
Violation Suspended Commitment to DOC	0	6	0	16
Voyeurism (35-45-4-5)	0	0	0	0
Welfare Fraud (35-45-5-7)	0	0	0	0
Sub-Total	11	101	73	608
GRAND TOTAL NUMBER OF OFFENSES	31	223	182	1,410

Source: SAS - mnthadm4_by_offense.pgm

Indiana Department of Correction
Table 13
The Number of Juvenile Offenders by Most Serious Offense
Committed to the Indiana Department of Correction

August 2012

MOST SERIOUS OFFENSE (Citation Code)	THE NUMBER OF JUVENILES			
	This Month		This Calendar Year	
	<u>Female</u>	<u>Male</u>	<u>Female</u>	<u>Male</u>
LEVEL I				
Aggravated Battery (35-42-2-1.5)	0	1	0	1
Arson (35-43-1-1)	0	0	0	7
Battery (35-42-2-1)	0	5	10	15
Battery by Bodily Waste (35-42-2-6)	0	0	0	1
Burglary (35-43-2-1)	0	0	0	0
Carjacking (35-42-5-2)	0	1	0	1
Carrying Handgun w/o License (35-47-2-1)	0	2	0	9
Changing, Altering, Removing, Obliterating ID of Handgun (35-47-2-18)	0	0	0	0
Child Exploitation (35-42-4-4)	0	0	0	0
Child in Possession of Handgun (35-47-10-5)	0	2	0	10
Child Molesting (35-42-4-3)	0	4	2	17
Child Seduction (35-42-4-7)	0	0	0	0
Child Selling (35-46-1-4)	0	0	0	0
Child Solicitation (35-42-4-6)	0	1	0	1
Consumer Product Tampering (35-45-8-3)	0	0	0	0
Criminal Confinement (35-42-3-3)	0	1	0	6
Criminal Gang Intimidation (35-45-9-4)	0	0	0	0
Criminal Deviate Conduct (35-42-4-2)	0	0	0	2
Criminal Recklessness (35-42-2-2)	0	2	0	8
Dealing in a Sawed-Off Shotgun (35-47-5-4.1)	0	0	0	0
Distribution of a Destructive Device (IC 35-47.5-5-5)	0	0	0	0
Driving While Intoxicated Resulting in Death (9-30-5-5)	0	0	0	0
False, Altering Handgun License (35-47-2-22)	0	0	0	1
False Application for Handgun (35-47-2-8)	0	0	0	0
Feticide (35-42-1-6)	0	0	0	0
Handgun, False Information (35-47-2-17)	0	0	0	0
Incest (35-46-1-3)	0	0	0	0
Interference with Custody (35-42-3-4)	0	0	0	0
Intimidation (35-45-2-1)	0	0	0	3
Involuntary Manslaughter (35-42-1-4)	0	0	0	0
Kidnapping (35-42-3-2)	0	0	0	0
Murder (35-42-1-1)	0	0	0	1
Neglect of a Dependent (35-46-1-4)	0	0	0	0
Operation of a Machine Gun/Hurling a Bomb (35-47-5-9)	0	0	0	0
Overpass Mischief (35-42-2-5)	0	0	0	0
Pointing a Firearm (35-47-4-3)	0	0	0	1
Possession of Firearm on School Property (35-47-9-2)	0	0	0	0
Possession of a Machine Gun or Bomb (35-47-5-9)	0	0	0	0
Rape (35-42-4-1)	0	0	0	0
Reckless Homicide (35-42-1-5)	0	0	0	0
Resisting Law Enforcement (35-44-3-3)	0	0	0	0
Robbery (35-42-5-1)	0	7	0	23

LEVEL I (Cont.)**THE NUMBER OF JUVENILES**

	This Month		This Calendar Year	
	<u>Female</u>	<u>Male</u>	<u>Female</u>	<u>Male</u>
Sell, Manufacture, Possess, Purchase Explosive (35-47-5-1)	0	0	0	0
Sell, Transfer, HIV Blood (35-42-1-7)	0	0	0	0
Selling, Transferring, Giving Handgun to Under 18 (35-47-2-7)	0	0	0	0
Sexual Battery (35-42-4-8)	0	0	0	3
Sexual Misconduct (35-44-1-5)	0	0	0	0
Sexual Misconduct with a Minor (35-42-4-9)	0	0	0	0
Stalking (35-45-10-5)	0	0	0	0
Strangulation (35-42-2-9)	0	0	0	0
Unlawful Delivery of Confiscated Firearm (35-47-3-4)	0	0	0	0
Unlawful Use of Body Armor (35-47-5-13)	0	0	0	0
Unlawful Use of Stun Gun (35-47-8-5)	0	0	0	0
Vicarious Sexual Gratification (35-42-4-5)	0	0	0	0
Voluntary Manslaughter (35-42-1-3)	<u>0</u>	<u>0</u>	<u>0</u>	<u>0</u>
Sub-Total	0	26	12	110

LEVEL II

Assisting a Criminal (35-44-3-2)	0	1	0	1
Chinese Throwing Star (35-47-5-12)	0	0	0	0
Criminal Gang Activity (35-45-9-3)	0	0	0	0
Criminal Recklessness (35-42-2-2)	1	0	1	0
Dealing Anabolic Steroid (16-42-19-27)	0	0	0	0
Dealing in a Schedule I, II, or III Controlled Substance (35-48-4-2)	0	0	0	2
Dealing in a Schedule IV Controlled Substance (35-48-4-3)	0	0	0	0
Dealing in a Schedule V Controlled Substance (35-48-4-4)	0	0	0	0
Dealing in a Substance Represented to be a Controlled Substance (35-48-4-4.5)	0	0	0	0
Dealing in Cocaine or Narcotic Drug (35-48-4-1)	0	0	0	1
Dealing in Marijuana, Hash Oil, or Hashish (35-48-4-10)	0	0	0	1
Dealing Methamphetamine (35-48-4-1.1)	0	0	0	1
Delivery of Weapon to Intoxicated Person (35-47-4-1)	0	0	0	0
Escape (35-44-3-5)	0	0	0	0
Escape/Failure to Return to Lawful Detention (35-44-3-5)	1	0	1	4
Interference with Custody (35-42-3-4)	0	0	0	0
Intimidation (35-45-2-1)	1	4	4	13
Knife with Automatic Blade (35-47-5-2)	0	0	0	0
Loan Sharking (35-45-7-2)	0	0	0	0
Maintaining a Common Nuisance (35-48-4-13)	0	0	0	0
Manufacture, Distribution, Possession of a Substance Represented to be a Controlled Substance (35-48-4-4.6)	0	0	0	0
Neglect of a Dependent (35-46-1-4)	0	0	0	0
Possession of a Controlled Substance (35-48-4-7)	0	3	4	10
Possession of a Knife on School Property (35-47-5-2.5)	0	0	0	2
Poss precursors w/intent to manufacture etc. (35-48-4-14.5)	0	0	0	0
Promoting Prostitution (35-45-4-4)	0	0	0	0
Purchase, Possession or Sale of Stun Gun (35-47-8-5)	0	0	0	0
Resisting Law Enforcement (35-44-3-3)	0	1	0	10
Rioting with a Deadly Weapon (35-45-1-2)	0	0	0	0
Sale, Possession, Use of Legend Drug (16-42-19-27)	0	0	0	0
Sexual Misconduct with a Minor (35-42-4-9)	0	0	0	0
Stalking (35-45-10-5)	0	0	0	0
Trafficking with an Inmate (35-44-3-9)	0	0	0	0
Use of Stun Gun in Commission of a Crime (35-47-8-5)	<u>0</u>	<u>0</u>	<u>0</u>	<u>0</u>
Sub-Total	3	9	10	45

LEVEL III	THE NUMBER OF JUVENILES			
	This Month		This Calendar Year	
	<u>Female</u>	<u>Male</u>	<u>Female</u>	<u>Male</u>
Accident/Failure to Stop (9-26-1-8)	0	0	0	0
Accident, Property Damage with Injury (9-26-1-8)	0	0	0	0
Altering or Damaging Computer (35-43-1-4)	0	0	0	0
Auto Theft, Receiving Stolen Parts (35-43-4-2.5)	0	0	2	12
Battery (35-42-2-1)	2	6	19	56
Bribery (35-44-1-1)	0	0	0	0
Burglary (35-43-2-1)	0	10	3	90
Check Deception (35-43-5-5)	0	0	0	0
Check Fraud (35-43-5-12)	0	0	0	0
Child Exploitation (35-42-4-4)	0	0	0	0
Controlled Substance Registration (35-48-4-14)	0	0	0	0
Conversion (35-43-4-3)	0	2	1	8
Criminal Mischief (35-43-1-2)	0	3	2	17
Criminal Recklessness (35-42-2-2)	0	0	0	0
Criminal Trespass (35-43-2-2)	0	1	0	8
Dealing in Altered Property (35-43-4-2.3)	0	0	0	0
Dealing in Marijuana, Hash Oil, or Hashish (35-48-4-10)	0	0	0	2
Dealing in Paraphernalia (35-48-4-8.5)	0	0	0	0
Distribution of Material Harmful to Minor (35-49-3-3)	0	0	0	0
Escape/Failure to Return to Lawful Detention (35-44-3-5)	0	3	2	24
Failure to Appear (35-44-3-6)	0	0	0	0
False Reporting (35-44-2-2)	0	0	1	0
Forgery (35-43-5-2)	0	0	0	2
Fraud (35-43-5-4)	0	0	2	1
Fraud on Financial Institution (35-45-5-8)	0	0	0	1
Home Improvement Fraud (35-43-6-13)	0	0	0	0
Identity Deception (35-43-5-3.5)	0	0	0	0
Interference with Custody (35-42-3-4)	0	0	0	0
Interference with Reporting Crime (35-45-2-5)	0	0	0	0
Invasion of Privacy (35-46-1-15.1)	0	0	0	1
Manufacture of Paraphernalia (35-48-4-8.1)	0	0	0	0
Nonsupport of Child (35-46-1-5)	0	0	0	0
Nonsupport of Spouse (35-46-1-6)	0	0	0	0
Obscene Performance (35-49-3-1)	0	0	0	0
Obstructing Fireman (35-44-3-8)	0	0	0	0
Obstructing Traffic (35-42-2-4)	0	0	0	0
Obstruction of Justice (35-44-3-4)	1	0	1	0
Operating Vehicle After Lifetime Forfeiture (9-30-10-17)	0	0	0	0
Operating Vehicle While Intoxicated (9-30-5-4)	0	0	0	0
Operating Vehicle While Intoxicated with Prior (9-30-5-3)	0	0	0	0

LEVEL III (Cont.)**THE NUMBER OF JUVENILES**

	This Month		This Calendar Year	
	<u>Female</u>	<u>Male</u>	<u>Female</u>	<u>Male</u>
Patronizing a Prostitute (35-45-4-3)	0	0	0	0
Perjury (35-44-2-1)	0	0	0	0
Possession of Cocaine or Narcotic Drug (35-48-4-6)	0	0	1	2
Possession of Marijuana, Hash Oil, or Hashish (35-48-4-11)	0	0	0	1
Possession of Methamphetamine (35-48-4-6.1)	0	0	0	0
Possession of Paraphernalia (35-48-4-8.3)	0	0	0	1
Possession/Use of Legend Drug (16-42-19-13)	0	0	0	1
Professional Gambling (35-45-5-3)	0	0	0	0
Profiting from Adoption (35-46-1-9)	0	0	0	0
Promoting Professional Gambling (35-45-5-4)	0	0	0	0
Promoting Prostitution (35-45-4-4)	0	0	0	0
Prostitution (35-45-4-2)	0	0	0	0
Public Indecency (35-45-4-1)	0	0	0	1
Public Nudity (35-45-4-1.5)	0	0	0	0
Receiving Stolen Property (35-43-4-2)	0	0	1	16
Residential Entry (35-43-2-1.5)	0	0	0	4
Resisting Law Enforcement (35-44-3-3)	1	4	5	21
Rioting (35-45-1-2)	0	0	0	0
Sale, Possession, Use of Legend Drug (16-42-19-27)	0	0	0	0
Selling, Distributing, Exhibiting Obscene Material (35-49-3-1)	0	0	0	0
Stalking (35-45-10-5)	0	0	0	0
Theft (35-43-4-2)	6	19	15	72
Trafficking with an Inmate (35-44-3-9)	0	0	0	0
Unauthorized Possession of Prescription Form (35-48-4-14)	0	0	0	0
Voyeurism (35-45-4-5)	0	0	0	0
Welfare Fraud (35-43-5-7)	<u>0</u>	<u>0</u>	<u>0</u>	<u>0</u>
Sub-Total	10	48	55	341

LEVEL IV

Absence From Home Detention (35-38-2.5-10)	0	1	0	1
Accident/Failure to Stop (9-26-1-8)	0	0	0	0
Assisting a Criminal (35-44-3-2)	0	0	0	0
Check Deception (35-43-5-5)	0	0	0	0
Common Nuisance, Legend Drug (16-42-19-27)	0	0	0	0
Common Nuisance, Visiting a Building (35-48-4-13)	0	0	0	0
Computer Trespassing (35-43-2-3)	0	0	0	0
Counterfeiting a Driver's License (9-24-18-7)	0	0	0	0
Counterfeiting Auto Registration (9-18-2-42)	0	0	0	0
Curfew Violation (31-37-2-5)	0	0	0	0
Deception (35-43-5-3)	0	0	0	0
Disorderly Conduct (35-45-1-3)	1	4	8	14
Dissemination of Material Harmful to Minor (35-49-3-3)	0	0	0	0
Driving with Suspended License (9-24-19-2)	0	0	0	0
Exploitation of Dependent/Endangered Adult (35-46-1-12)	0	0	0	0
Failure to Appear (35-44-3-6)	0	0	0	0
Failure to Disclose Recruitment (35-46-4-4)	0	0	0	0
Failure to Respond to Summons (35-44-3-6.5)	0	0	0	0
False Auto Registration (9-18-2-44)	0	0	0	0
False Informing (35-44-2-2)	1	0	1	3
Flag Desecration (35-45-1-4)	0	0	0	0

LEVEL IV (Cont.)**THE NUMBER OF JUVENILES**

	This Month		This Calendar Year	
	<u>Female</u>	<u>Male</u>	<u>Female</u>	<u>Male</u>
Glue Sniffing (35-46-6-2)	0	0	0	0
Habitual Disobedience of Parent, Guardian, or Custodian (Incorrigible) (31-37-2-4)	0	0	1	0
Harassment (35-45-2-2)	0	0	0	0
Home Improvement Fraud (35-43-6-12)	0	0	0	0
Illegal Consumption of Alcohol (7.1-5-7-7)	0	0	1	0
Illegal Possession of Alcohol (7.1-5-7-7)	0	0	0	0
Impairment of ID Number (35-43-7-4)	0	0	0	0
Interference with Custody (35-42-3-4)	0	0	0	0
Interfering with Law Enforcement Animal (35-46-3-11)	0	0	0	0
Invasion of Privacy (35-46-1-15.1)	0	0	0	0
Leaving Home w/o Permission of Parent, Guardian or Custodian (Runaway) (31-37-2-2)	1	0	3	1
Nitrous Oxide Distribution (35-46-6-3)	0	0	0	0
Obscene Performance (35-49-3-1)	0	0	0	0
Obstructing Medical Emergency (35-44-3-8.5)	0	0	0	0
Obstructing Traffic (35-42-2-4)	0	0	0	0
Operating Vehicle While Intoxicated (9-30-5-2)	0	0	0	0
Operating Vehicle While Intoxicated/Cntrl'd Sub (9-30-5-1)	0	0	0	0
Operating Vehicle w/o License (9-24-18-1)	0	0	2	1
Operating Vehicle w/o Proof of Financial (9-25-8-2)	0	0	0	0
Operating Vehicle w/o Registration/Plates (9-18-2-43)	0	0	0	0
Possession of Marijuana,Hash Oil, or Hashish (35-48-4-11)	0	1	1	24
Possession of Paraphernalia (35-48-4-8.3)	0	0	0	3
Possession of Substance Represented to be a Controlled Substance (35-48-4-4.6)	0	0	0	0
Possession, Purchase, Accepting Tobacco (35-46-1-10.5)	0	0	0	0
Probation Violation	0	0	0	0
Public Intoxication (7.1-5-1-3)	0	1	0	2
Receiving Unidentified Property (35-43-7-5)	0	0	0	0
Reckless Driving (9-21-8-52)	0	0	0	0
Refusal to Aid Officer (35-44-3-7)	0	0	0	0
Selling,Distributing,Exhibiting Obscene Material (35-49-3-1)	0	0	0	0
Torture, Kill, Mutilate an Animal (35-46-3-12)	0	0	0	0
Unauthorized Possession of Prescription (35-48-4-14)	0	0	0	0
Unlawful Entry of Motor Vehicle (35-43-4-2.7)	0	0	0	0
Unlawful Gambling (35-45-5-2)	0	0	0	0
Unlawful Use of Railroad Right of Way (8-3-15-3)	0	0	0	0
Vending Machine Vandalism (35-43-4-7)	0	0	0	0
Violation of Compulsory School Attendance Law (Truancy) (31-37-2-3)	0	0	7	2
Violation Home Detention	0	0	0	1
Violation Suspended Commitment to DOC	0	0	0	0
Voyeurism (35-45-4-5)	0	0	0	0
Welfare Fraud (35-45-5-7)	0	0	0	0
NO SENTENCE DATA	<u>0</u>	<u>0</u>	<u>0</u>	<u>1</u>
Sub-Total	3	7	24	53

GRAND TOTAL NUMBER OF JUVENILES**16****90****101****549**

Source: SAS - mnthadm4.mso

Indiana Department of Correction
Table 14
Juvenile Female New Commitments

<u>Month</u>	<u>2008</u>	<u>2009</u>	<u>2010</u>	<u>2011</u>	<u>2012</u>
January	11	9	16	15	10
February	6	16	22	15	13
March	6	17	18	18	15
April	15	29	13	10	12
May	9	17	13	9	14
June	10	18	9	23	9
July	11	13	11	10	12
August	14	14	5	11	16
September	9	8	13	5	-
October	13	5	13	12	-
November	13	14	13	14	-
December	<u>17</u>	<u>25</u>	<u>7</u>	<u>9</u>	-
TOTALS	134	185	153	151	101

Source:

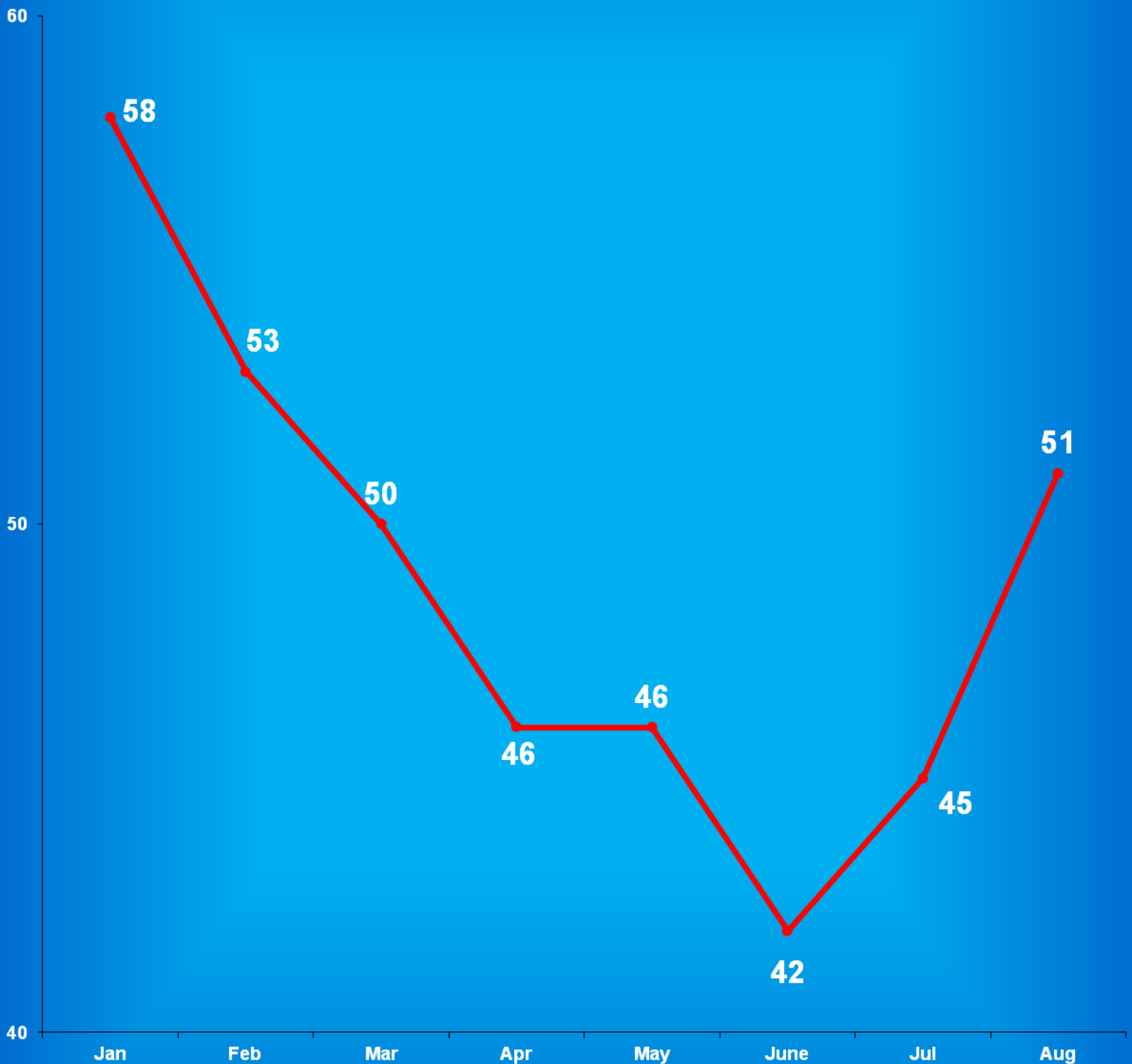
SAS - mnthadm4.pgm

Indiana Department of Correction

Graph G

Average Daily Juvenile Female Offender Populations

Calendar Year 2012



Indiana Department of Correction
Table 15
Juvenile Male New Commitments

<u>Month</u>	<u>2008</u>	<u>2009</u>	<u>2010</u>	<u>2011</u>	<u>2012</u>
January	58	57	88	69	63
February	85	82	71	62	71
March	81	76	77	90	75
April	66	102	60	72	56
May	65	73	71	64	69
June	79	82	67	64	77
July	84	86	53	71	48
August	65	63	74	94	90
September	65	75	61	58	-
October	113	54	73	65	-
November	71	75	85	81	-
December	<u>97</u>	<u>74</u>	<u>75</u>	<u>52</u>	-
TOTALS	929	899	855	842	549

Source:
SAS - mnthadm4.pgm

Indiana Department of Correction

Graph H

Average Daily Juvenile Male Offender Populations Calendar Year 2012



**Indiana Department of Correction
Indiana Government Center South, Room E334
302 W. Washington Street
Indianapolis, IN 46204**

**Prepared by:
Ryan Lammert, Research Analyst
(317) 234-4417
RLammert@idoc.IN.gov**

This report and previous reports may be found at:

<http://www.in.gov/idoc/2376.htm>



The Indiana Department of Correction
advances public safety and successful
re-entry through dynamic supervision,
programming, and partnerships.

