

Indiana Department of Correction

Division of Research & Planning



Offender Population Statistical Report

- July 2011 -

Bruce Lemmon, Commissioner

**Indiana Department of Correction
Indiana Government Center South, Room E334
302 W. Washington Street
Indianapolis, IN 46204**

**Prepared by:
Angela Mullin-Jackson, Research Analyst
(317) 233-4764
amullinjackson@idoc.in.gov**

This report and previous reports may be found at:

<http://www.in.gov/idoc/2376.htm>



Indiana Department of Correction Population Summary

- There were 25,695 adult male offenders (including 1,328 county jail “back-ups” and 199 in contracted beds) on August 1, 2011. This population is 5% below operational bed capacity for general population.

- There were 2,406 adult female offenders (including 63 county jail “back-ups” and 59 in contracted beds) on August 1, 2011. This population is 8% below the operational bed capacity.

- There were 566 juvenile male offenders in the Department’s facilities on August 1, 2011. This population is 29% below the operational bed capacity.

- There were 80 juvenile female offenders in the Department’s facilities on August 1, 2011. This population is 52% below the operational bed capacity.

- There were 9,821 adult males on parole in Indiana (9,400 Indiana parolees and 421 other jurisdiction parolees) on August 1, 2011.

- There were 1,232 adult females on parole in Indiana (1,190 Indiana parolees and 42 other jurisdiction parolees) on August 1, 2011.

- There were 119 juvenile males on parole in Indiana (107 Indiana parolees and 12 other jurisdiction parolees) on August 1, 2011.

- There were 20 juvenile females on parole in Indiana (19 Indiana parolees and 1 other jurisdiction parolees) on August 1, 2011.

Definitions

For the purpose of this report, the following definitions apply:

Admission – The means by which an offender enters the custody or jurisdiction of the Indiana Department of Correction. For this report, with the exception of the return of an escapee, this does not include a return from a temporary absence.

Average Daily Population – The sum of the daily beginning counts for a month, divided by that month's number of daily beginning counts.

Beginning Count – The number of offenders physically present at the beginning of the day (ie, 0000:01 hours).

Class A Felony – An offense whereby a person convicted of this felony shall be imprisoned for a fixed term of thirty years, with not more than twenty years added for aggravating circumstances, or not more than ten years subtracted for mitigating circumstances.

Class B Felony – An offense whereby a person convicted of this felony shall be imprisoned for a fixed term of ten years, with not more than ten years added for aggravating circumstances, or not more than four years subtracted for mitigating circumstances.

Class C Felony – An offense whereby a person convicted of this felony shall be imprisoned for a fixed term of four years, with not more than four years added for aggravating circumstances, or not more than two years subtracted for mitigating circumstances.

Class D Felony – An offense whereby a person convicted of this felony shall be imprisoned for a fixed term of one and one-half years, with not more than one and one-half years added for aggravating circumstances, or not more than one year subtracted for mitigating circumstances.

County Jail “Back-ups” (Jail Bed Count) – Those offenders who have been committed to the Indiana Department of Correction, but are housed in a county jail until they can be transferred to a Department of Correction intake facility. The county receives \$35.00 per day, per offender, to house these offenders.

Ending Count – The number of offenders physically present at the end of the day (ie, 2400:00 hours).

Felon – A person convicted in any jurisdiction who might have been imprisoned for more than one year.

Level 1 Security Classification – Minimum security level. Facilities which are designated as Level 1 have the least restrictive security measures in place.

Level 2 Security Classification – Medium security level. Facilities which are designated as Level 2 have a moderate degree of security measures in place.

Level 3 Security Classification – Maximum security level. Facilities which are designated as Level 3 have very restrictive security measures in place.

Misdemeanant – A person convicted in any jurisdiction who might have been imprisoned for not more than one year.

Murder - An offense whereby a person convicted of this felony shall be imprisoned for a fixed term of fifty-five years, with not more than ten years added for aggravating circumstances, or not more than ten years subtracted for mitigating circumstances.

Operational Capacity – The total bed capacity of the facility. The capacity of a facility is the number of beds authorized for safe and efficient operation of the facility.

Pre-Dispositional – An individual ordered by the Court to the Indiana Department of Correction for evaluation prior to sentencing.

Release – The means by which an offender leaves the custody or jurisdiction of the Indiana Department of Correction. For this report, with the exception of an escape, this does not include a temporary absence.

Safekeeper – An individual whom the Court has determined to be in imminent danger of serious bodily injury or death, or who represents a substantial threat to the safety of others, and whom the Court has ordered to the Indiana Department of Correction for custody and security control.

Secure Confinement Units – Denotes maximum control with the most restrictive security measures in place.

Vacancy – The number of beds available for assignment.

**Indiana Department of Correction
Human Resource Report**

July 31, 2011

ADULT FACILITIES

Facility	Total Staff*	Custody Staff	Non-Custody	Vacancies	Hires - Rehires	Retired - Terminated	Contract/Vendor		
							Aramark	Corizon	Ivy Tech
Branchville Correctional Facility	257	190	67	22	6	1	11	47	5
Chain O'Lakes Correctional Facility	31	23	8	1			5	1	0
Correctional Industrial Facility	333	271	62	45	5	6	16	31	7
Edinburgh Correctional Facility	64	48	16	5			4	1	0
Henryville Correctional Facility	39	33	6	3		1	4	2	0
Indiana State Prison/Lakeside	507	408	99	81	10	7	21	72	3
Indiana Women's Prison/Indianapolis Women's Re-Entry	180	128	52	15			5	23	6
Indianapolis Re-Entry Educational Fac.	119	73	46	13		3	3	12	3
Madison Correctional Facility	125	81	44	9		5	8	11	0
Miami Correctional Facility	516	399	117	40	18	10	28	63	8
New Castle Correctional Facility****	447	322	125	36			20	57	0
Pendleton Correctional Facility	434	340	94	73	9	8	20	44	4
Plainfield Correctional Facility	355	274	81	47	1	12	22	53	11
Putnamville Correctional Facility	489	369	120	42	11	8	23	44	10
Reception-Diagnostic Center	218	169	49	23	7	2	7	39	0
Rockville Correctional Facility	241	169	72	27	5	3	16	47	6
South Bend Comm. Re-Entry Center	25	16	9	1			4	2	0
STOP DOC Staff	16	0	16	2			0	0	0
Wabash Valley Correctional Facility	578	445	133	77		14	38	59	9
Westville Correctional Facility	722	554	168	84	9	17	44	61	12
Total	5,696	4,312	1,384	646	81	97	299	669	84

JUVENILE FACILITIES

Facility	Total Staff*	Custody Staff	Non-Custody	Vacancies	Hires - Rehires	Retired - Terminated	Contract/Vendor		
							Aramark	Corizon	Ivy Tech
Camp Summit	53	37	16	5	1	1	5	1	0
Madison Juvenile Correctional	96	76	20	11	2	1	8	13	0
North Central/Logansport Intake	173	110	63	8	3	1	8	4	0
Pendleton Juvenile Correctional	276	193	83	29	7	3	10	14	0
South Bend Juvenile Correctional	78	51	27	12	5	5	6	4	0
Total	676	467	209	65	18	11	37	36	0
Central Office***	Total	444	159	285	51	3	3	0	0
STATE EMPLOYEE TOTAL	6,369	4,616	1,753	726	102	111	0	0	0
CONTRACT EMPLOYEE TOTAL	1,572	322	1,250	36	0	0	336	705	84
GRAND TOTAL	7,941	4,938	3,003	762	102	111	336	705	84

* Total Active Staff does not include those on disability, suspension, or leave with pay.

** Includes Technology Services Division, PEN Products, Staff Development and Training, and the Parole Division (counted as Custody Staff)

*** New Castle Correctional Facility and STOP are privately contracted institutions.

Note: Total staff, custody staff, non-custody staff, and vacancy data are as of the end of the month.

Hires and re-hires, retirements and terminations, intra-agency transfer in and transfer out are the total number of actions for the month.

Source: DOC Human Resource



Offender Statistics



Indiana Department of Correction
Table 1
Offender Population & Vacancy Numbers, by Facility Security Level
August 1, 2011

LEVEL 1

	Adult Male				
	July Ending Count	General Population Vacancies	Down Beds	Held Beds	Segregation Infirmery Vacancies
Chain O'Lakes Correctional Facility	99	54	0	1	0
Edinburgh Correctional Facility	183	137	0	0	0
Henryville Correctional Facility	131	69	0	0	0
Miami Correctional Facility	156	48	0	0	0
New Castle Level One (Contracted Beds)	109	93	0	2	0
Pendleton Correctional Facility	168	34	0	1	17
Re-Entry Educational Facility	312	0	92	0	184
South Bend Community Re-Entry Facility	97	6	0	0	5
Wabash Valley Correctional Facility	138	59	0	1	0
Westville Correctional Facility	<u>273</u>	<u>107</u>	<u>0</u>	<u>1</u>	<u>0</u>
Total	1,666	607	92	6	206

Adult Female

Indianapolis Women's Community Re-Entry Facility	41	53	0	2	0
Madison Correctional Facility	570	6	0	0	0
Jefferson Co. Re-Entry	<u>20</u>	<u>0</u>	<u>0</u>	<u>0</u>	<u>0</u>
Total	631	59	0	2	0

LEVEL 2

Adult Male

Branchville Correctional Facility	1,414	59	0	1	11
Correctional Industrial Facility	1,471	14	6	5	0
Indiana State Prison-Outside Facility	208	176	0	1	0
Miami Correctional Facility	2,959	17	0	1	7
New Castle Correctional Facility (Contracted Beds)	2,409	6	0	5	11
Plainfield Correctional Facility	1,639	23	0	4	6
Putnamville Correctional Facility	2,582	13	5	0	4
Short Term Offender Program	478	14	0	0	0
Westville Correctional Facility	<u>2,882</u>	<u>4</u>	<u>14</u>	<u>17</u>	<u>13</u>
Total	16,042	326	25	34	52

Adult Female

Rockville Correctional Facility	1,055	136	0	73	25
---------------------------------	--------------	------------	----------	-----------	-----------

Table 1 (Cont.)

LEVEL 3

Adult Male

	July Ending Count	General Population Vacancies	Down Beds	Held Beds	Segregation Infirmary Vacancies
Indiana State Prison	1,928	22	61	17	39
New Castle Psychiatric Unit (Contracted Beds)	119	0	0	2	7
Pendleton Correctional Facility	1,683	11	2	10	9
Reception-Diagnostic Center	667	0	11	17	0
Wabash Valley Correctional Facility	<u>1,704</u>	<u>24</u>	<u>2</u>	<u>11</u>	<u>57</u>
Total	6,101	57	76	57	112

Adult Female

Indiana Women's Prison	598	21	0	6	6
------------------------	------------	-----------	----------	----------	----------

SECURE CONFINEMENT UNITS

Adult Male

Wabash Valley Correctional Facility	200	0	5	1	10
Westville Control Unit	<u>159</u>	<u>0</u>	<u>4</u>	<u>0</u>	<u>2</u>
Total	359	0	9	1	12

JAIL BED COUNT

Adult Male	1,328	N/A	N/A	N/A	N/A
Adult Female	<u>63</u>	N/A	N/A	N/A	N/A
Total	1,391				

CONTRACTED BEDS

Adult Male

Liberty Hall Re-Entry Facility	142	6	0	2	0
Marion Co. Re-Entry	48	22	0	0	0
Volunteers of America - Evansville	<u>9</u>	<u>2</u>	<u>0</u>	<u>0</u>	<u>0</u>
Total	199	30	0	2	0

Adult Female

Craine House	3	0	0	0	0
Volunteers of America - Evansville	9	0	0	0	0
Volunteers of America - Marion County	<u>47</u>	<u>6</u>	<u>0</u>	<u>1</u>	<u>0</u>
Total	59	6	0	1	0

Table 1 (Cont.)

JUVENILE OFFENDERS

Juvenile Male					
	July Ending Count	General Population Vacancies	Down Beds	Held Beds	Segregation Infirmery Vacancies
Camp Summit	86	34	0	0	1
Logansport Juvenile Intake/Diagnostic Facility	48	0	0	36	8
North Central Juvenile Correctional Facility	124	39	0	4	7
Pendleton Juvenile Correctional Facility	204	145	0	14	28
South Bend Juvenile Correctional Facility	<u>104</u>	<u>8</u>	<u>0</u>	<u>4</u>	<u>1</u>
Total	566	226	0	58	45

Juvenile Female					
	July Ending Count	General Population Vacancies	Down Beds	Held Beds	Segregation Infirmery Vacancies
Madison Juvenile Correctional Facility	80	86	0	0	6

TOTALS

	July Ending Count	General Population Vacancies	Down Beds	Held Beds	Segregation Infirmery Vacancies
GRAND TOTAL FOR ALL ADULT MALES (Includes Jail Bed Count and Contracted Beds)	25,695	1,020	202	100	382
TOTAL FOR ADULT MALES IN DEPARTMENT FACILITIES ONLY	24,168	990	202	98	382
GRAND TOTAL FOR ALL ADULT FEMALES (Includes Jail Bed Count and Contracted Beds)	2,406	222	0	82	31
TOTAL FOR ADULT FEMALES IN DEPARTMENT FACILITIES ONLY	2,284	216	0	81	31
TOTAL FOR JUVENILE MALES	566	226	0	58	45
TOTAL FOR JUVENILE FEMALES	80	86	0	0	6
GRAND TOTAL FOR THE DEPARTMENT (Includes Jail Bed Count and Contracted Beds)	28,747	1,554	202	240	464
GRAND TOTAL FOR THE DEPARTMENT (Excludes Jail Bed Count and Contracted Beds)	27,098	1,518	202	237	464

* Other Vacancies: Includes Segregation and Infirmery beds, beds being held for transitioned offenders.

Sources: Planning Division Facility Body Count Report
 Planning Division Juvenile Daily Count Report
 Operational Support Services - Jail Bed Count Report
 Operational Support Services - Vacancy Report

Indiana Department of Correction
Table 2
Operational Capacity Compared to Population, by Facility
August 1, 2011

LEVEL 1

Adult Male

	June Operational Capacity	July Operational Capacity	July Adjusted Operational Capacity*	July Ending Count	Percent +/- Capacity
Chain O'Lakes Correctional Facility	154	154	153	99	-35%
Edinburgh Correctional Facility	320	320	320	183	-43%
Henryville Correctional Facility	200	200	200	131	-35%
Miami Correctional Facility	204	204	204	156	-24%
New Castle Level One (Contracted Beds)	204	204	202	109	-46%
Pendleton Correctional Facility	220	220	202	168	-17%
Re-Entry Educational	588	588	312	312	0%
South Bend Community Re-Entry Facility	108	108	103	97	-6%
Wabash Valley Correctional Facility	198	198	197	138	-30%
Westville Correctional Facility	<u>381</u>	<u>381</u>	<u>380</u>	<u>273</u>	<u>-28%</u>
Total	2,577	2,577	2,273	1,666	-27%

Adult Female

Indianapolis Women's Community Re-Entry Facility	96	96	94	41	-56%
Madison Correctional Facility	576	576	576	570	-1%
Jefferson Co. Re-Entry	<u>20</u>	<u>20</u>	<u>20</u>	<u>20</u>	<u>0%</u>
Total	692	692	690	631	-9%

LEVEL 2

Adult Male

Branchville Correctional Facility	1,485	1,485	1,473	1,414	-4%
Correctional Industrial Facility	1,496	1,496	1,485	1,471	-1%
Indiana State Prison-Outside Facility	385	385	384	208	-46%
Miami Correctional Facility	2,984	2,984	2,976	2,959	-1%
New Castle Correctional Facility (Contracted Beds)	2,431	2,431	2,415	2,409	0%
Plainfield Correctional Facility	1,672	1,672	1,662	1,639	-1%
Putnamville Correctional Facility	2,604	2,604	2,595	2,582	-1%
Short Term Offender Program	492	492	492	478	-3%
Westville Correctional Facility	<u>2,930</u>	<u>2,930</u>	<u>2,886</u>	<u>2,882</u>	<u>0%</u>
Total	16,479	16,479	16,368	16,042	-2%

Adult Female

Rockville Correctional Facility	1,289	1,289	1,191	1,055	-11%
---------------------------------	-------	-------	-------	-------	------

Table 2 (Cont.)

LEVEL 3					
Adult Male					
	June	July	July	July	Percent +/-
	Operational	Operational	Adjusted	Ending	Capacity
	Capacity	Capacity	Operational	Count	
			Capacity*		
Indiana State Prison	2,067	2,067	1,950	1,928	-1%
New Castle Psychiatric Unit (Contracted Beds)	128	128	119	119	0%
Pendleton Correctional Facility	1,715	1,715	1,694	1,683	-1%
Reception-Diagnostic Center	695	695	667	667	0%
Wabash Valley Correctional Facility	<u>1,798</u>	<u>1,798</u>	<u>1,728</u>	<u>1,704</u>	<u>-1%</u>
Total	6,403	6,403	6,158	6,101	-1%
Adult Female					
Indiana Women's Prison	631	631	619	598	-3%
SECURE CONFINEMENT UNITS					
Adult Male					
Wabash Valley Correctional Facility	216	216	200	200	0%
Westville Control Unit	<u>165</u>	<u>165</u>	<u>159</u>	<u>159</u>	<u>0%</u>
Total	381	381	359	359	0%
JAIL BED COUNT					
Adult Male	1,714	1,714	1,714	1,328	-23%
Adult Female	<u>38</u>	<u>63</u>	<u>63</u>	<u>63</u>	<u>0%</u>
Total	1,752	1,777	1,777	1,391	-22%
CONTRACTED BEDS					
Adult Male					
Liberty Hall Re-Entry	150	150	148	142	-4%
Marion Co. Re-Entry	70	70	70	48	-31%
Volunteers of America - Evansville	<u>11</u>	<u>11</u>	<u>11</u>	<u>9</u>	<u>-18%</u>
Total	231	231	229	199	-54%
Adult Female					
Craine House	3	3	3	3	0%
Volunteers of America - Evansville	9	9	9	9	0%
Volunteers of America - Marion County	<u>54</u>	<u>54</u>	<u>53</u>	<u>47</u>	<u>-11%</u>
Total	66	66	65	59	-9%

Table 2 (Cont.)

JUVENILE OFFENDERS

Juvenile Male

	June Operational Capacity	July Operational Capacity	July Adjusted Operational Capacity*	July Ending Count	Percent +/- Capacity
Camp Summit	121	121	120	86	-28%
Logansport Juvenile Intake/Diagnostic Facility	92	92	48	48	0%
North Central Juvenile Correctional Facility	174	174	163	124	-24%
Pendleton Juvenile Correctional Facility	391	391	349	204	-42%
South Bend Juvenile Correctional Facility	<u>117</u>	<u>117</u>	<u>112</u>	<u>104</u>	<u>-7%</u>
Total	895	895	792	566	-29%

Juvenile Female

Madison Juvenile Correctional Facility	178	172 ↓	166	80	-52%
--	-----	-------	-----	----	------

TOTALS

	June Operational Capacity	July Operational Capacity	July Adjusted Operational Capacity*	July Ending Count	Percent +/- Capacity
GRAND TOTAL FOR ALL ADULT MALES (Includes Jail Bed Count* and Contracted Beds)	27,785	27,785	27,101	25,695	-5%
TOTAL FOR ADULT MALES IN DOC FACILITIES ONLY	25,840	25,840	25,158	24,168	-4%
GRAND TOTAL FOR ALL ADULT FEMALES (Includes Jail Bed Count* and Contracted Beds)	2,716	2,741	2,628	2,406	-8%
TOTAL FOR ADULT FEMALES IN DOC FACILITIES ONLY	2,612	2,612	2,500	2,284	-9%
TOTAL FOR JUVENILE MALES	895	895	792	566	-29%
TOTAL FOR JUVENILE FEMALES	178	172	166	80	-52%
GRAND TOTAL FOR THE DEPARTMENT (Includes Jail Bed Count* and Contracted Beds)	31,574	31,593	30,687	28,747	-6%
GRAND TOTAL FOR THE DEPARTMENT (Excludes Jail Bed Count and Contracted Beds)	29,525	29,519	28,616	27,098	-5%

Includes Jail Bed Count* - Jail Bed Operational Capacity is determined by each county's availability and has the likelihood to fluctuate from month to month.

*Adjusted Monthly Total Excludes Down, Held, and Segregation/Infirmary Hold Beds and exclude Intake Beds

Sources: Planning Division Facility Body Count Report
 Planning Division Juvenile Daily Count Report
 Operational Support Services - Jail Bed Count Report
 Operational Support Services - Vacancy Report

Indiana Department of Correction

Table 3

Facility Population on the First Day of Each Month (Excludes County Jail "Back-ups" & Contracted Beds)

	Adult		Juvenile		<u>Total</u>
	<u>Male</u>	<u>Female</u>	<u>Male</u>	<u>Female</u>	
<u>2010</u>					
January	23,910	2,261	689	89	26,949
February	23,843	2,230	703	97	26,873
March	23,944	2,293	687	105	27,029
April	23,988	2,375	667	108	27,138
May	23,981	2,342	652	103	27,078
June	24,033	2,355	644	99	27,131
July	24,124	2,439	630	78	27,271
August	24,065	2,414	589	77	27,145
September	24,146	2,402	578	61	27,187
October	24,085	2,380	559	58	27,082
November	24,263	2,383	561	60	27,267
December	23,973	2,362	551	57	26,943
	Adult		Juvenile		<u>Total</u>
	<u>Male</u>	<u>Female</u>	<u>Male</u>	<u>Female</u>	
<u>2011</u>					
January	24,009	2,336	538	49	26,932
February	23,969	2,291	553	60	26,873
March	24,119	2,322	564	65	27,070
April	24,403	2,348	586	70	27,407
May	24,334	2,322	597	69	27,322
June	24,317	2,326	584	68	27,295
July	24,288	2,325	566	81	27,260
August	24,168	2,284	566	80	27,098

Sources: Planning Division Facility Body Count Report
 Planning Division Juvenile Daily Count Report

Indiana Department of Correction
Table 4
Parole Caseload on August 1, 2011

<u>Parole District</u>	<u>Indiana Parolees</u>				<u>Other Jurisdiction</u>				<u>Total</u>
	<u>Adult Male</u>	<u>Adult Female</u>	<u>Juvenile Male</u>	<u>Juvenile Female</u>	<u>Adult Male</u>	<u>Adult Female</u>	<u>Juvenile Male</u>	<u>Juvenile Female</u>	
<i>Central Office (PD0) *</i>	<i>493</i>	<i>54</i>	<i>5</i>	<i>2</i>	<i>421</i>	<i>42</i>	<i>12</i>	<i>1</i>	<i>1,030</i>
	<u>District Supervision Breakdown as follows:</u>								
Re-Entry Parole (PD1)	606	94	21	3	21	1	3	0	749
Fort Wayne (PD2)	1,102	134	22	2	51	5	3	0	1,319
Indianapolis (PD3)	2,351	269	1	1	68	5	0	0	2,695
Evansville (P4A)	607	71	5	0	35	5	0	0	723
Terre Haute (P4B)	515	72	2	0	22	2	2	0	615
Bloomington (PD5)	856	126	18	3	72	8	0	0	1,083
Gary (PD6)	771	59	13	2	50	4	2	1	902
New Castle (PD7)	935	174	6	0	60	6	1	0	1,182
South Bend (PD8)	1,164	137	14	6	42	6	1	0	1,370
Indianapolis West (PD9)	0	0	0	0	0	0	0	0	0
Total	9,400	1,190	107	19	421	42	12	1	11,192

Total Parole Population on the First Day of Each Month

<u>Calendar Year 2011</u>	<u>Indiana Parolees</u>				<u>Other Jurisdiction</u>				<u>Total</u>
	<u>Adult Male</u>	<u>Adult Female</u>	<u>Juvenile Male</u>	<u>Juvenile Female</u>	<u>Adult Male</u>	<u>Adult Female</u>	<u>Juvenile Male</u>	<u>Juvenile Female</u>	
January	9,670	1,272	156	25	465	49	10	1	11,648
February	9,666	1,284	155	26	416	40	9	2	11,598
March	9,704	1,260	155	26	434	43	8	2	11,632
April	9,613	1,231	154	26	434	44	9	2	11,513
May	9,577	1,232	147	21	429	42	11	3	11,462
June	9,536	1,242	137	23	428	42	11	2	11,421
July	9,501	1,208	134	21	426	42	12	1	11,345
August	9,400	1,190	107	19	421	42	12	1	11,192

* Includes Indiana parolees who are serving their parole in another state, as well as offenders from other States being supervised in Indiana (Interstate Compact)

Sources: Juvenile Services
Parole Division
SAS - juvparl2.pgm



Adult Offenders Statistics



Indiana Department of Correction
Table 5
Monthly Admissions and Releases - Adult Offenders
(Includes County Jail "Back-ups" & Contracted Beds)

July 2011

ADMISSIONS	Male	Female
New Commitments	590	91
Parole Violators - New Commits	35	5
Parole Violators - Technical	126	8
Unsentenced (Safekeepers)	2	0
Return from Escape - Secure Facility	0	0
Return from Escape - Non-Secure Facility	6	0
Return from Escape - CTP Absconds	0	0
Probation Violators - New Commits	107	16
Probation Violators - Technical	253	47
Return from CTP - New Commits	5	0
Return from CTP - Technical	13	0
TOTAL ADMISSIONS	1,137	167
 RELEASES		
Parole	630	101
CTP to Parole	79	14
Probation	441	98
CTP to Probation	48	8
Escape - Secure Facility	0	0
Walk-Away - Non-Secure Facility	9	0
Discharged	136	27
Unsentenced Discharged	2	0
Other (i.e. Death)	9	0
Community Transition Program (CTP)	141	24
CTP Absconds	5	2
TOTAL RELEASES	1,500	274

Of the 590 new commitments of male felons, 339 (57.5%) had a prior commitment.

Of the 91 new commitments of female felons, 37 (40.7%) had a prior commitment.

Effective July 1, 1999, misdemeanants are to be committed to DOC only under special circumstances (IC 11-12-6)

Sources: SAS - prsadm7.pgm, SAS = prisrel6.pgm

Indiana Department of Correction

Table 6

The Number of Department of Correction Offenders Held in County Jails

August 8, 2011

<u>County</u>	<u>Adult Male</u>	<u>Adult Female</u>	<u>County</u>	<u>Adult Male</u>	<u>Adult Female</u>	<u>County</u>	<u>Adult Male</u>	<u>Adult Female</u>
Adams	1	0	Hendricks	18	0	Pike	14	0
Allen	3	10	Henry*	31	0	Porter	17	0
Bartholomew	1	1	Howard	5	2	Posey	13	1
Benton	4	1	Huntington	10	0	Pulaski*	20	0
Blackford*	27	0	Jackson	26	0	Putnam*	66	1
Boone	5	0	Jasper	1	0	Randolph	11	0
Brown	6	0	Jay	9	0	Ripley	23	1
Carroll	3	0	Jefferson	1	0	Rush	1	0
Cass	13	0	Jennings	7	0	St. Joseph	9	0
Clark	42	0	Johnson	1	0	Scott	3	2
Clay	15	0	Knox*	24	1	Shelby	24	2
Clinton	40	1	Kosciusko	4	0	Spencer*	4	0
Crawford*	10	0	LaGrange	27	0	Starke	0	0
Daviess	5	1	Lake	0	6	Steuben	8	0
Dearborn	7	1	LaPorte	26	0	Sullivan	3	0
Decatur	0	1	Lawrence	24	0	Switzerland	1	0
DeKalb	0	0	Madison	1	0	Tippecanoe	100	2
Delaware	10	3	Marion	1	0	Tipton	0	0
Dubois	0	0	Marshall	5	0	Union	6	1
Elkhart	215	2	Martin	10	0	Vanderburgh	11	11
Fayette	11	2	Miami	12	0	Vermillion	8	0
Floyd	1	0	Monroe	4	0	Vigo	9	0
Fountain	1	0	Montgomery	30	0	Wabash	2	0
Franklin	3	1	Morgan	8	1	Warren	5	0
Fulton	6	1	Newton	4	0	Warrick	23	1
Gibson	22	0	Noble	41	3	Washington	6	0
Grant	3	0	Ohio	0	0	Wayne	32	2
Greene	11	0	Orange*	19	0	Wells*	17	1
Hamilton	11	0	Owen	4	0	White	29	0
Hancock	4	0	Parke	21	0	Whitley	8	0
Harrison*	1	0	Perry	0	0			
						Total	1,328	63

Source:
OIS0808.11

Indiana Department of Correction
Table 7
Community Transition Program
Average Daily Populations

<u>Month</u>	<u>2007</u>	<u>2008</u>	<u>2009</u>	<u>2010</u>	<u>2011</u>
January	424	456	404	450	544
February	415	426	410	422	530
March	424	403	384	445	495
April	405	410	390	475	506
May	416	409	408	501	520
June	444	391	414	536	523
July	470	385	414	577	534
August	441	420	400	614	
September	426	400	429	568	
October	436	404	450	572	
November	461	417	452	578	
December	<u>466</u>	<u>407</u>	<u>458</u>	<u>560</u>	
YEARLY AVERAGE	436	411	417	525	522

Source: CTP Database and OIS Warmbody

Indiana Department Of Correction
Table 8
Community Transition Program
July 2011 Release Information

Total number offenders eligible to be released during July 2011 =		677
Felony A and B total =	300	
Felony C total =	231	
Felony D total =	141	
Murder =	5	
Total number offenders transitioned to counties for CTP =		199
By default (lack of response from judge)		
Felony A or B =	0	
Felony C =	39	
Felony D =	28	
By approval by court order from judge		
Felony A or B =	79	
Felony C =	32	
Felony D =	21	
Murder =	0	
Total number offenders transitioned to counties then returned to DOC due to refusal (court ordered denial upon receipt of offender) =		0
Total number of court ordered denials =		352
Felony A or B =	144	
Felony C =	135	
Felony D =	71	
Murder =	2	
Total number of Felony A or B denials by default (no response from judge) =		52
Total number of offenders who became ineligible after eligibility determined but prior to CTP commencement date (reasons include change in Earliest Possible Release Date, change in warrant status, released to probation or to parole, other miscellaneous) =		74
Felony A or B =	26	
Felony C =	25	
Felony D =	21	
Murder =	2	

Indiana Department of Correction
Table 9
The Total Number of Felony Offenses
Committed to the Indiana Department of Correction
July 2011

OFFENSE - (Citation Code)	THE NUMBER OF OFFENSES			
	This Month		This Fiscal Year	
	Female	Male	Female	Male
MURDER (35-42-1-1)	0	12	6	91
Sub-Total	0	12	6	91
CLASS A OFFENSES:				
Aiding, Inducing or Causing an Offense (35-41-2-4)	0	0	0	2
• Burglary	0	0	0	1
• Dealing in Methamphetamine	0	0	0	1
• Murder	0	0	1	1
• Robbery	0	1	0	5
• Voluntary Manslaughter	0	0	0	1
Arson (35-43-1-1)	0	0	0	2
Attempt to Commit a Felony (35-41-5-1)	0	1	0	14
• Battery	0	0	0	1
• Burglary	0	0	0	0
• Child Molesting	0	0	0	2
• Murder	0	2	0	25
• Robbery	0	1	0	1
• Rape	0	1	0	1
• Theft/Recv Stolen Property	0	0	0	0
• Voluntary Manslaughter	0	0	0	1
Battery (35-42-2-1)	0	0	1	2
Battery Bodily Waste (35-42-2-6)	0	0	0	0
Battery Child w/Death (35-42-2-1(5))	0	0	0	0
Burglary (35-43-2-1)	0	2	0	29
Child Molesting (35-42-4-3)	0	13	6	152
Conspiracy (35-41-5-2)	0	1	0	6
• Arson	0	0	0	1
• Burglary	0	0	1	1
• Carjacking	0	0	0	0
• Child Molesting	0	0	0	1
• Dealing Cocaine or Narcotic Drug	0	2	1	13
• Dealing Methamphetamine	0	0	0	1
• Kidnapping	0	1	0	1
• Murder	0	0	0	7
• Robbery	0	0	0	4
Criminal Deviate Conduct (35-42-4-2)	0	2	0	25
Dealing Cocaine or Narcotic Drug (35-48-4-1)	1	17	21	217
Dealing Methamphetamine (35-48-4-1.1)	2	2	14	39
Dealing Sched I, II, or III Cntrl'd Sub (35-48-4-2)	0	3	6	25
Fail to Stop Accident w/Injury (9-26-1-1)	0	0	0	0
Kidnapping (35-42-3-2)	0	1	0	2
Neglect of a Dependent/Death (35-46-1-4)	0	1	1	9
Possession of Cocaine or Narcotic Drug (35-48-4-6)	0	1	1	7
Possession of Methamphetamine (35-48-4-6.1)	0	1	0	1
Rape (35-42-4-1)	0	2	0	16
Robbery (35-42-5-1)	0	1	0	28
Sexual Misconduct with a Minor (35-42-4-9)	0	0	0	1
Vicarious Sexual Gratification (35-42-4-5)	0	0	0	0
Voluntary Manslaughter (35-42-1-3)	0	1	3	27
Sub-Total	3	57	56	673

THE NUMBER OF OFFENSES

CLASS B OFFENSES:	This Month		This Fiscal Year	
	Female	Male	Female	Male
Accident/Failure to Stop-Serious Inj/Death (9-26-1-8)	0	0	0	5
Aggravated Battery (35-42-2-1.5)	0	3	6	81
Aiding, Inducing or Causing an Offense (35-41-2-4)	0	0	0	4
• Aggravated Battery	0	0	0	0
• Arson	1	0	2	1
• Burglary	0	0	3	8
• Carjacking	0	0	0	0
• Dealing Cocaine or Narcotic Drug	1	0	4	10
• Dealing Methamphetamine	0	0	3	4
• Dealing Sched I, II, or III Cntrl Sub	0	0	0	2
• Possession of Cocaine or Narcotic Drug	0	0	2	0
• Possession of Methamp Subst Tax	0	0	0	0
• Robbery	0	1	5	8
• Sexual Misconduct with a Minor	0	0	0	0
Arson (35-43-1-1)	0	6	6	39
Attempt to Commit a Felony (35-41-5-1)	0	6	5	11
• Aggravated Battery	0	0	0	7
• Arson	0	0	0	2
• Burglary	0	1	0	19
• Carjacking	0	2	0	4
• Child Molesting	0	0	0	1
• Criminal Confinement	0	0	0	0
• Criminal Deviate Conduct	0	0	0	2
• Dealing Cocaine or Narcotic Drug	0	0	0	5
• Dealing Methamphetamine	0	1	2	19
• Dealing Sched I, II, or III Cntrl Sub	0	1	1	2
• Escape	0	0	0	2
• Incest	0	0	0	0
• Murder	0	0	0	1
• Rape	0	0	0	3
• Robbery	0	4	3	31
• Sexual Misconduct with a Minor	0	0	0	3
• Voluntary Manslaughter	0	0	0	2
Battery (35-42-2-1)	1	6	9	25
Battery by Bodily Waste (35-42-2-6)	0	0	0	102
Burglary (35-43-2-1)	4	71	66	848
Carjacking (35-42-5-2)	0	2	1	29
Causing Suicide (35-42-1-2)	0	0	0	1
Child Molesting (35-42-4-3)	1	29	5	211
Conspiracy (35-41-5-2)	0	1	1	10
• Aggravated Battery	0	1	0	4
• Arson	0	2	0	2
• Burglary	0	0	5	12
• Dealing Cocaine or Narcotic Drug	0	2	2	42
• Dealing Methamphetamine	0	1	10	21
• Dealing Sched I, II, or III Cntrl Sub	1	0	3	6
• Kidnapping	0	1	0	1
• Possession of Cocaine or Narcotic Drug	0	0	1	0
• Robbery	1	2	8	50
Criminal Confinement (35-42-3-3)	0	10	6	87
Criminal Deviate Conduct (35-42-4-2)	0	3	0	42
Dangerous Control of a Handgun (35-47-10-6)	0	0	0	0
Dealing Cocaine or Narcotic Drug (35-48-4-1)	2	70	67	860
Dealing Methamphetamine (35-48-4-1.1)	2	20	81	362
Dealing Sched I, II, or III Cntrl Sub (35-48-4-2)	10	37	95	297
Dealing Sched IV Cntrl Sub (35-48-4-3)	0	0	3	3
Dealing Sched V Cntrl Sub (35-48-4-4)	0	0	1	2
Escape (35-44-3-5)	0	0	1	3
Failure to Deposit Public Fund (5-13-14-3)	0	0	0	0
Felon in Possession of a Firearm (35-47-4-5)	0	8	2	156
Human Sexual Trafficking (35-42-3.5)	0	0	1	1
Incest (35-46-1-3)	0	1	0	12
Misappr. of Insurance Escrow Funds (35-43-9-7B2)	0	0	0	0
Neglect of a Dependent (35-46-1-4)	0	1	12	12
Operating Machine Gun/Bomb (35-47-5-9)	0	0	0	1
Operating Vehicle Intoxicated/Death (9-30-5-5)	0	2	4	18
Possession of Cocaine or Narcotic Drug (35-48-4-6)	3	10	28	105
Possession Methamphetamine (35-48-4-6.1)	0	0	9	23
Possession Sched IV Cntrl Sub (35-48-4-7)	0	0	0	1
Prisoner Poss. Dang Device/Material (35-44-3-9.5)	0	0	0	1
Promoting Prostitution, under 18 (35-45-4-4)	0	0	0	0
Rape (35-42-4-1)	0	7	1	74
Resisting Law Enforcement (35-44-3-3)	0	0	0	2
Robbery (35-42-5-1)	5	47	35	492
Service Provider Misconduct (35-44-1-5)	0	0	1	0
Sexual Misconduct with a Minor (35-42-4-9)	0	12	4	144
Stalking (35-45-10-5)	0	0	0	1
Vicarious Sexual Gratification (35-42-4-5)	0	0	0	0
Voluntary Manslaughter (35-42-1-3)	0	1	2	12
Sub-Total	32	372	506	4,351

CLASS C OFFENSES:	THE NUMBER OF OFFENSES			
	This Month		This Fiscal Year	
	Female	Male	Female	Male
Aiding, Inducing or Causing an Offense (35-41-2-4)	0	0	0	3
• Battery	0	0	0	1
• Burglary	0	1	1	7
• Criminal Confinement	0	0	0	0
• Criminal Recklessness	0	0	0	1
• Escape	0	0	1	3
• Forgery	0	0	0	3
• Fraud on Financial Institution	0	0	1	0
• Intimidation	0	1	0	1
• Possession Coke/Narcotics	0	0	0	1
• Possession of Precursors	0	0	0	1
• Reckless Homicide	0	0	0	0
• Robbery	0	0	5	9
• Security Sale Fraud	0	0	0	7
• Sexual Misconduct with a Minor	0	0	0	1
• Trafficking with an Inmate	0	0	2	0
Altered/Counterfeit Lotto Ticket (4-30-14-3)	0	0	0	0
Armor Piercing Handgun Ammo (35-47-5-11)	0	0	0	0
Arson (35-43-1-1)	0	0	0	4
Assisting a Criminal (35-44-3-2)	0	0	2	7
Attempt to Commit a Felony (35-41-5-1)	2	1	2	6
• Arson	0	0	0	0
• Auto Theft, Receiving Stolen Parts	0	0	0	1
• Battery	0	0	3	6
• Burglary	0	0	2	21
• Child Molesting	0	0	0	2
• Controlled Substance Regist	0	0	0	0
• Dealing Marijuana/Hash	0	0	0	1
• Dealing Meth	0	0	0	3
• Disarm an Officer	0	1	0	1
• Escape	0	0	0	0
• Forgery	0	0	0	1
• Fraud on Financial Institution	0	0	0	0
• Incest	0	0	0	1
• Possession of a Controlled Substance	0	0	0	1
• Robbery	0	2	4	26
• Sexual Misconduct with a Minor	0	0	0	0
• Trafficking with an Inmate	1	0	1	1
Auto Theft, Receiving Stolen Parts (35-43-4-2.5)	0	6	1	100
Battery (35-42-2-1)	1	41	37	413
Battery by Bodily Waste (35-42-2-6)	0	0	0	0
Bribery (35-44-1-1)	0	0	0	5
Burglary (35-43-2-1)	1	71	21	737
Carrying Handgun w/o License (35-47-2-23)	0	23	0	207
Check Fraud (35-43-5-12)	0	1	0	2
Child Exploitation (35-42-4-4)	0	1	1	21
Child Molesting (35-42-4-3)	0	45	1	325
Child Solicitation (35-42-4-6)	0	1	0	18
Conspiracy (35-41-5-2)	0	1	1	3
• Battery	0	0	1	0
• Bribery	0	0	0	1
• Burglary	0	1	1	2
• Dealing Cocaine/Narcotics	0	0	0	0
• Dealing/Poss. Of Look-Alike	0	0	0	3
• Dealing Marijuana	0	0	0	1
• Dealing a Schedule IV Substance	0	0	0	2
• Forgery	0	0	3	4
• Fraud on Financial Institution	0	0	0	1
• Kidnapping	0	1	0	1
• Possession of Cocaine/Narcotics	0	0	0	3
• Robbery	0	0	2	10
• Trafficking with an Inmate	0	0	1	0
• Welfare Fraud	0	0	0	1
Contribute to Delinquency (35-46-1-8)	0	0	1	1
Controlled Substance Registration (35-48-4-14)	1	0	3	2
Corrupt Business Influence (35-45-6-2)	1	5	5	13
Criminal Confinement (35-42-3-3)	0	6	0	54
Criminal Mischief (35-43-1-2)	0	0	0	4
Criminal Recklessness (35-42-2-2)	0	5	2	65
Dangerous Control of a Handgun (35-47-10-6)	0	0	0	1
Dangerous Possession of a Handgun (35-47-10-5)	0	0	0	0
Deadly Weapon-Aircraft (35-47-6-1)	0	0	0	0
Dealing Cocaine or Narcotic Drug (35-48-4-1)	0	2	1	5
Dealing Marijuana, Hash Oil, or Hashish (35-48-4-10)	0	6	1	56

CLASS C (Cont.)

THE NUMBER OF OFFENSES

	This Month		This Fiscal Year	
	Female	Male	Female	Male
Dealing/Poss. Look-Alike Subs (35-48-4-4.6)	0	1	0	4
Dealing Sched IV Controlled Substance (35-48-4-3)	2	3	24	28
Dealing Sched V Controlled Substance (35-48-4-4)	0	0	0	1
Destroy Handgun I.D. (35-47-2-18)	0	3	1	22
Driving After Forfeiture (9-12-3-2)	0	0	1	1
Driving Intoxicated/Death (9-11-2-5)	0	2	0	4
Driving Suspended/Death (9-24-19-4)	0	0	0	0
Escape (35-44-3-5)	1	8	9	64
Explosive or Flammable Substance (35-47-5-1)	0	0	0	0
Failure to Register as a Sex Offender (5-2-12-9)	1	13	1	36
Failure to Stop Accident/Death (9-26-1-8)	0	0	1	5
Felon in Possession of a Firearm (35-47-4-5)	0	0	0	15
Feticide (35-42-1-6)	0	0	0	0
Firearm w/in One Mile of School (35-47-2-1)	0	3	1	26
Forged Prescription (16-6-8-3)	0	0	0	0
Forgery (35-43-5-2)	24	48	296	469
Fraud on Financial Institution (35-43-5-8)	0	1	16	37
Gang Intimidation (35-45-9-4)	0	0	0	1
Handgun Violation (35-47-2-7)	0	0	0	6
Home Improvement Fraud (35-43-6-13)	0	0	0	1
Incest (35-46-1-3)	0	1	1	9
Insurance Fraud (35-43-5-4.5)	0	0	5	0
Interference with Medical Services (35-42-2-8)	0	0	0	0
Intimidation (35-45-2-1)	0	4	1	60
Involuntary Manslaughter (35-42-1-4)	0	0	1	3
Loan Sharking (35-45-7-2)	0	0	0	0
Misappropriated Insurance Funds (35-43-9-7B1)	0	0	0	1
Money Laundering (35-45-15-5)	0	0	0	1
Neglect of a Dependent (35-46-1-4)	2	3	15	22
Non-Support of Dependent Child (35-46-1-5)	2	9	13	153
Obliterating Handgun I.D. (35-47-2-18)	0	0	0	0
Operating Vehicle-Habitual Violation (9-30-10-16)	0	0	0	7
Operating Vehicle w/Lifetime Suspension (9-30-10-17)	1	30	27	437
Operating Vehicle Intoxicated/Death (9-30-5-5)	1	0	1	14
Operating Vehicle Intoxicated/Injury (9-30-5-4)	0	4	6	15
Operating Vehicle-Schedule 1/Death (35-48-2-4)	0	0	0	0
Permitting Child to Possess Firearm (35-47-10-7)	0	0	0	0
Possession of Cocaine or Narcotic Drug (35-48-4-6)	2	31	30	263
Possession of Controlled Substance (35-48-4-7)	0	3	21	66
Possession of Marijuana (35-48-4-11)	0	0	0	0
Possession of Precursors (35-48-4-14.5)	1	1	5	24
Possession/Use Legend Drug (16-42-19-27)	0	0	1	1
Possession - Destruct Device (35-47.5-5-2)	0	0	0	5
Possession - Explosives/Convicted Felon (35-47.5-5-3)	0	0	0	0
Possession - Machine Gun or Bomb (35-47-5-8)	0	2	0	2
Possession Methamphetamine (35-48-4-6.1)	0	2	7	5
Possession - Sawed-Off Shotgun (35-47-5-4.1)	0	0	0	0
Promoting Prostitution (35-45-4-4)	0	1	3	3
Prisoner Poss. Dang Device/Material (35-44-3-9.5)	0	1	0	3
Reckless Homicide (35-42-1-5)	1	3	5	29
Reckless Driving Workzone Death (9-21-8-56)	0	0	0	1
Remove/Alter Original VIN # (9-18-8-12)	0	1	0	1
Resisting Law Enforcement (35-44-3-3)	0	0	0	6
Robbery (35-42-5-1)	1	20	29	315
Security Sale Fraud (23-2-1-12)	0	0	1	1
Sexual Battery (35-42-4-8)	0	0	0	2
Sexual Misconduct with a Minor (35-42-4-9)	1	5	7	134
Stalking (35-45-10-5)	0	2	0	16
Theft, Receiving Stolen Property (35-43-4-2)	0	0	4	9
Trafficking with an Inmate (35-44-3-9)	2	0	13	3
Transfer Contaminated Bodily Fluid (35-42-1-7)	0	0	0	0
Vicarious Sexual Gratification (35-42-4-5)	0	0	0	3
Violation of Custody Order (35-42-3-4)	0	0	0	0
Welfare Fraud (35-43-5-7)	0	0	5	3
Sub-Total	49	427	658	4,556

CLASS D OFFENSES:	THE NUMBER OF OFFENSES			
	This Month		This Fiscal Year	
	Female	Male	Female	Male
Abuse of a Corpse (35-45-11-2)	0	0	0	1
Accident/Failure to Stop (9-4-1-40)	0	0	1	1
Accident/Failure to Stop-Serious Inj/Death (9-26-1-8)	0	0	1	1
Aiding, Inducing or Causing an Offense (35-41-2-4)	0	0	0	3
• Auto Theft, Receiving Stolen Parts	0	0	0	0
• Burglary	0	2	0	3
• Criminal Recklessness	0	0	0	0
• Dealing Cocaine or Narcotics	0	0	0	1
• Dealing Methamphetamine	0	0	0	1
• Obstruction of Justice	0	0	0	0
• Residential Entry	0	0	0	1
• Pointing a Firearm	0	0	0	1
• Possession of Controlled Substance	0	0	0	0
• Prescription Fraud	0	0	0	0
• Residential Entry	0	0	0	3
• Robbery	0	0	0	0
• Theft, Receiving Stolen Property	0	1	6	9
• Trafficking with an Offender	0	0	0	0
• Voyuerism	0	0	0	0
Aid-Manufacture of Schedule 2 (35-48-4-2)	0	0	0	0
Animal Fight Contest (35-46-3-9)	0	0	1	0
Arson (35-43-1-1)	0	1	2	14
Assisting a Criminal (35-44-3-2)	0	1	2	11
Attempt to Commit a Felony (35-41-5-1)	1	5	9	10
• Arson	0	0	1	1
• Auto Theft, Receiving Stolen Parts	0	0	0	2
• Battery with Bodily Waste	0	0	0	1
• Burglary	0	0	0	1
• Check Fraud	0	0	2	2
• Child Molesting	0	0	0	2
• Child Solicitation	0	0	0	0
• Controlled Substance Registration	0	2	3	5
• Criminal Confinement	0	0	0	1
• Cultivate Marijuana	0	0	1	0
• Dealing Methamphetamine	0	0	1	4
• Dealing Subs. Represent as Cntrld Subs.	0	0	0	0
• Escape	0	0	0	0
• Fraud	0	0	0	2
• Obstruction of Justice	0	0	0	2
• Possession of Cocaine or Narcotic Drug	0	0	0	1
• Possession of Controlled Substance	0	0	0	0
• Possession of Cont. Subs Tax	0	0	0	1
• Possession of Marijuana/Hash	0	0	0	1
• Possession of Meth. Subs Tax	0	0	0	0
• Possession of Presc/Aleg Drug	1	1	1	1
• Possession/Use of Legend Drug	0	0	0	0
• Prescription Fraud	0	0	2	1
• Sex Predator Job Near Child	0	0	0	0
• Rape	0	0	0	1
• Residential Entry	0	2	1	14
• Robbery	0	4	0	9
• Sexual Misconduct	0	0	0	1
• Theft, Receiving Stolen Property	1	1	10	48
• Trafficking with an Offender	0	0	0	0
Auto Theft, Receiving Stolen Parts (35-43-4-2.5)	0	29	17	232
Battery (35-42-2-1)	1	16	24	201
Battery by Bodily Waste (35-42-2-6)	0	3	7	39
Battery on Law Enforcement (35-42-2-1)	0	2	1	5
Bigamy (35-46-1-2)	0	0	0	0
Burglary (35-43-2-1)	0	0	0	1
Causing Suicide (35-42-1-2)	0	0	0	0
Cemetery Mischief (35-43-1-2.1)	0	0	0	0
Cheating at Gambling (4-33-10-2)	0	0	0	1
Check Deception (35-43-5-5)	0	0	0	0
Check Fraud (35-43-5-12)	4	3	19	28
Child Exploitation (35-42-4-4)	0	2	0	26
Child Molesting (35-42-4-3)	0	0	0	2
Child Pornography (35-42-4-4)	0	2	0	4
Child Seduction (35-42-4-7)	0	1	0	5
Child Solicitation (35-42-4-6)	0	1	0	16
Computer Tampering (35-43-1-4)	0	0	0	0
Conflict of Interest (35-44-1-3)	0	0	0	0

CLASS D (Cont.)

	THE NUMBER OF OFFENSES			
	This Month		This Fiscal Year	
	Female	Male	Female	Male
Conspiracy (35-41-5-2)	2	0	2	3
• Check Fraud	0	0	0	0
• Cultivate Marijuana	0	0	0	0
• Dealing Marijuana/Hash	0	0	0	1
• Dealing a Subst. Represented as Contr. Subst.	0	0	1	0
• Intimidation	0	0	0	0
• Fraud	0	0	0	0
• Obstruction of Justice	0	0	0	0
• Possession of Cocaine or Narcotic Drug	0	0	0	0
• Possession of Controlled Substance	0	0	0	0
• Robbery	0	1	0	1
• Theft, Receiving Stolen Property	1	0	1	4
• Trafficking with an Offender	0	0	0	1
Controlled Substance Registration (35-48-4-14)	1	0	23	14
Conversion (35-43-4-3)	0	0	0	1
Criminal Confinement (35-42-3-3)	0	15	0	126
Criminal Deviate Conduct (35-42-4-2)	0	0	1	0
Criminal Gang Activity (35-45-9-3)	0	0	0	6
Criminal Mischief (35-43-1-2)	0	7	2	26
Criminal Recklessness (35-42-2-2)	1	14	22	173
Criminal Trespass (35-43-2-2)	1	5	7	45
Cruelty to Animals (35-46-3-12)	0	0	0	2
Cultivation of Marijuana (35-48-4-1)	0	0	0	2
Dealing Counterfeit Substance (35-48-4-5)	0	0	1	3
Dealing Marijuana, Hash Oil, or Hashish (35-48-4-10)	0	6	5	71
Dealing Paraphernalia (35-48-4-8.2)	0	0	0	0
Dealing Sched V Controlled Substance (35-48-4-4)	0	0	0	2
Dealing Subs. Represent as Cntrl'd Subs. (35-48-4-4.5)	0	0	1	9
Dealing - Sawed-Off Shotgun (35-47-5-4.1)	0	0	0	5
Disposal Dead Animal (15-17-11-20)	0	0	0	1
Dispose Solid Waste (13-30-2-1)	0	0	0	0
Dissemination of Matter Harmful to Minor (35-49-3-3)	0	0	0	5
Domestic Battery (35-42-2-1.3)	0	31	7	326
Driving While Intoxicated (9-11-2-3)	2	14	28	204
Driving While Intoxicated/Injury (9-11-2-4)	0	0	0	0
Driving While Suspended/Oper Veh HTV (9-30-19-16)	0	3	2	31
Driving While Suspended/Restricted (9-24-18-5)	0	0	0	4
Dump Controlled Substance Waste (38-48-4-4.1)	0	1	1	3
Exploit Endangered Adult (35-46-1-12)	0	0	1	0
Failure to Appear (35-44-3-6)	0	1	1	10
Failure to Register as a Sex Offender (5-2-12-9)	0	25	1	150
Failure to Remit Money (6-3-4-8)	0	0	0	0
Failure to Remit Sales Tax (6-2.5-9-3)	0	0	0	0
Failure to Return to Lawful Detention (35-44-3-5)	5	16	36	146
Fail to Stop Accident w/Injury (9-26-1-1)	0	2	0	4
Failure to Warn Comm Disease (35-42-1-9)	0	0	0	1
False Reporting (35-44-2-2)	0	0	0	3
Forged Prescription (16-6-8-3)	0	0	0	0
Forgery (35-43-5-2)	1	1	14	17
Fraud (35-43-5-4)	1	9	25	69
Ghost Employment (35-44-2-4)	0	0	0	0
Handgun Violation (35-47-2-1)	0	0	0	2
Hazardous Waste Activities (13-30-6-3)	0	0	0	0
Home Improvement Fraud (35-43-6-12)	0	0	0	0
Home Improvement Fraud/Enhanced (35-43-6-13)	0	0	0	0
Identity Deception (35-43-5-3.5)	1	3	14	27
Illegal Possession of Firearm - Prior Felon (35-47-4-4)	0	0	0	0
Illegal Possession of VIN Plate (9-18-8-15)	0	0	0	0

CLASS D (Cont.)

THE NUMBER OF OFFENSES

	This Month		This Fiscal Year	
	Female	Male	Female	Male
Impersonation of a Public Servant (35-44-2-3)	0	0	0	1
Incest (35-46-1-3)	0	1	1	1
Income Tax Evasion (6-3-6-11)	0	0	0	0
Intimidation (35-45-2-1)	0	15	15	162
Invasion of Privacy (35-46-1-15.1)	1	6	7	66
Involuntary Manslaughter (35-42-1-4)	0	0	0	0
Leaving Scene of Accident (9-4-1-42)	0	0	0	0
Loan Sharking (35-45-7-2)	0	0	0	0
Maintaining a Common Nuisance (35-48-4-13)	2	15	17	85
Manufacture Paraphernalia (35-48-4-8.1)	0	0	0	0
Medicaid Fraud (35-43-5-7.1)	0	0	0	0
Moving Body from Scene of Death (36-2-14-17)	0	0	0	2
Neglect of a Dependent (35-46-1-4)	3	2	5	33
Non-Support of a Child (35-46-1-5)	0	5	5	129
Non-Support of a Spouse (35-46-1-6)	0	0	0	0
Obscene Performance (35-49-3-2)	0	0	0	0
Obstruction of Justice (35-44-3-4)	0	1	1	15
Official Misconduct (5-13-14-3)	0	0	0	1
Operating Vehicle-Habitual Violation (9-30-10-16)	2	23	25	232
Operating Vehicle Intoxicated (9-11-2-3)	0	0	0	7
Operating Vehicle Intoxicated-Endanger (9-30-5-2)	5	14	19	207
Operating Vehicle Intoxicated-Injury (9-22-2-4)	3	2	5	17
Operating Vehicle Intoxicated-Prior (9-30-5-3)	11	51	62	548
Operating Vehicle Intoxicated-Ser Injury (9-30-5-4)	0	0	0	0
Perjury (35-44-2-1)	0	1	1	9
Pointing a Firearm (35-47-4-3)	0	2	2	19
Poisoning (35-45-3-1)	0	0	0	0
Possession of Anabolic Steroid (IC 16-42-19-19)	0	0	0	1
Possession of Cocaine or Narcotic Drug (35-48-4-6)	2	30	32	351
Possession of Controlled Substance (35-48-4-7)	15	34	49	422
Possession of Controlled Substance Tax (6-7-3-11)	0	1	1	11
Poss. of Marijuana, Hash Oil, or Hashish (35-48-4-11)	4	39	43	486
Possession of Methamphetamine (35-48-4-6.1)	1	2	3	49
Possession of Marijuana Subst Tax (6-7-3-11)	0	0	0	22
Possession of Methamp Subst Tax (6-7-3-11-B)	8	18	26	143
Possession of Paraphernalia (35-48-4-8.3)	3	8	11	65
Possession of Precursors (35-48-4-14.5)	0	9	9	125
Possession of Presc/Aleg Drug (35-48-3-9)	1	1	2	22
Possession/Use of Legend Drug (16-42-19-13)	0	0	0	18
Possession - Firearm-School Property (35-47-9-2)	0	0	0	1
Possession - Handgun w/o License (35-47-2-23)	0	0	0	0
Possession - Sawed-Off Shotgun (35-47-5-4.1)	0	0	0	1
Possession - Syringe/Needle (16-42-19-18)	3	4	7	25
Possession Vehicle w/Altered or Removed ID (9-1-5-1)	0	0	0	1
Prescription Fraud (35-43-5-1)	0	0	0	4
Promoting Professional Gambling (35-45-5-4)	0	1	1	1
Prostitution (35-45-4-2)	7	0	7	4

CLASS D (Cont.)

THE NUMBER OF OFFENSES

	This Month		This Fiscal Year	
	Female	Male	Female	Male
Public Indecency (35-45-4-1)	1	2	3	9
Public Intoxication (7-15-1-3)	0	0	0	0
Rape (35-42-4-1)	0	0	0	0
Residential Entry (35-43-2-1.5)	0	24	13	174
Resisting Law Enforcement (35-44-3-3)	2	47	16	375
Rioting (35-45-1-2)	0	0	0	0
Sale, Dist, or Exhibit of Obscene Material (35-49-3-1)	0	0	0	1
Sale of Legend Drug (16-42-19-11)	0	0	0	6
Sexual Battery (35-42-4-8)	0	7	0	64
Sexual Misconduct (35-44-1-5)	0	0	1	2
Sexual Misconduct with a Minor (35-42-4-9)	0	3	1	27
Sex Offender Residency Restrictions (35-42-4-11)	0	1	0	4
Stalking (35-45-10-5)	0	1	0	8
Strangulation (35-42-2-9)	0	15	3	138
Theft, Receiving Stolen Property (35-43-4-2)	60	245	690	2187
Trafficking with an Inmate (35-44-3-9)	0	0	1	0
Unlawful Delivery of Confiscated Firearm (35-47-3-4)	0	0	0	0
Unlawful Use of Body Armor (35-47-5-13)	0	0	0	0
Unlawful Use of Stun Gun (35-47-8-5)	0	0	0	0
Use of Stun Gun (35-47-8-5)	0	0	0	0
Uttering Forged Prescription (16-42-19-26)	0	0	0	0
Vicarious Sexual Gratification (35-42-4-5)	0	1	0	3
Violation-1935 Firearms (35-47-5-4.1)	0	0	0	4
Violation of Custody Order (35-42-3-4)	0	0	1	0
Violation of Fuel Statute (6-6-4.1-18)	0	0	0	1
Visit Place Unlawfully Selling Alcohol (7.1-5-10-21)	0	0	0	1
Vote in Other Precinct (3-14-2-11)	0	0	0	0
Voyeurism (35-45-4-5)	0	0	0	11
Welfare Fraud (35-43-5-7)	0	0	1	1
Sub-Total	158	864	1,394	8,521

HABITUAL OFFENSES:

Habitual Offender (35-50-2-8)	0	1	0	7
Habitual Offender Controlled Substance (35-50-2-10)	0	0	0	0
Habitual Offender Substance Abuse (35-50-2-10)	0	1	0	9
Habitual Offender Traffic Laws (9-30-10-4)	0	0	0	1
Sub-Total	0	2	0	17

GRAND TOTAL NUMBER OF OFFENSES 242 1,734 2,620 18,209

Note: Offense data may not be available for all offenders at the time this table was prepared.
 The original committing offenses for technical parole violators and technical Community Transition Program violators are reported on this table.

Source: SAS - admoffenses7.pgm

Indiana Department of Correction
Table 10
The Number of Felons by Most Serious Offense
Committed to the Indiana Department of Correction

July 2011

MOST SERIOUS OFFENSE - (Citation Code)	THE NUMBER OF FELONS			
	This Month		This Fiscal Year	
	Female	Male	Female	Male
MURDER (35-42-1-1)	0	9	7	105
Sub-Total	0	9	7	105
CLASS A OFFENSES:				
Aiding, Inducing or Causing an Offense (35-41-2-4)	0	0	0	1
• Burglary	0	0	0	1
• Dealing Cocaine or Narcotic Drug	0	0	0	0
• Dealing Methamphetamine	0	0	0	1
• Murder	0	0	0	0
• Robbery	0	1	0	4
• Voluntary Manslaughter	0	0	0	1
Arson (35-43-1-1)	0	0	0	2
Attempt to Commit a Felony (35-41-5-1)	0	0	0	13
• Battery	0	0	0	1
• Burglary	0	0	0	0
• Child Molesting	0	0	0	2
• Dealing Methamphetamine	0	0	0	0
• Murder	0	2	2	33
• Rape	0	1	0	1
• Residential Entry	0	0	0	0
• Robbery	0	1	0	1
• Theft, Receiving Stolen Property	0	0	0	0
• Voluntary Manslaughter	0	0	0	2
Battery (35-42-2-1)	0	0	1	2
Battery Bodily Waste (35-42-2-6)	0	0	0	0
Battery Child w/Death (35-42-2-1(5))	0	0	0	0
Burglary (35-43-2-1)	0	1	0	30
Child Molesting (35-42-4-3)	0	9	7	176
Conspiracy (35-41-5-2)	0	0	0	2
• Arson	0	0	0	1
• Burglary	0	0	1	1
• Carjacking	0	0	0	0
• Child Molesting	0	0	0	1
• Dealing Cocaine or Narcotic Drug	0	2	1	13
• Dealing Methamphetamine	0	0	0	1
• Forgery	0	0	0	0
• Kidnapping	0	1	0	1
• Murder	0	0	0	8
• Robbery	0	0	0	5
Criminal Deviate Conduct (35-42-4-2)	0	1	0	13
Dealing Cocaine or Narcotic Drug (35-48-4-1)	1	15	17	212
Dealing Methamphetamine (35-48-4-1 1)	2	2	12	41
Dealing Sched I, II, or III Contrld Sub (35-48-4-2)	0	2	7	28
Fail to Stop Accident w/Injury (9-26-1-1)	0	0	0	0
Kidnapping (35-42-3-2)	0	1	0	2
Neglect of a Dependent/Death (35-46-1-4)	0	1	3	9
Possession of Cocaine or Narcotic Drug (35-48-4-6)	0	1	1	12
Possession of Methamphetamine (35-48-4-6.1)	0	1	0	1
Rape (35-42-4-1)	0	2	0	17
Robbery (35-42-5-1)	0	1	0	30
Sexual Misconduct with a Minor (35-42-4-9)	0	0	0	1
Vicarious Sexual Gratification (35-42-4-5)	0	0	0	0
Voluntary Manslaughter (35-42-1-3)	0	1	3	28
Sub-Total	3	46	55	698

CLASS B OFFENSES:	THE NUMBER OF FELONS			
	This Month		This Fiscal Year	
	Female	Male	Female	Male
Accident/Failure to Stop-Serious Inj/Death (9-26-1-8)	0	0	0	5
Aggravated Battery (35-42-2-1.5)	0	3	6	93
Aiding, Inducing or Causing an Offense (35-41-2-4)	0	0	0	6
● Aggravated Battery	0	0	0	0
● Arson	1	0	2	2
● Burglary	0	0	2	6
● Carjacking	0	0	0	0
● Dealing Cocaine or Narcotic Drug	1	0	3	8
● Dealing Methamphetamine	0	0	3	6
● Dealing Sched I, II, or III Cntrld Sub	0	0	0	2
● Possession of Cocaine or Narcotic Drug	0	0	1	0
● Possession of Methamp Subst Tax	0	0	0	0
● Rape	0	0	0	0
● Robbery	0	1	3	12
● Sexual Misconduct with a Minor	0	0	0	0
Arson (35-43-1-1)	0	6	6	46
Attempt to Commit a Felony (35-41-5-1)	0	0	1	11
● Aggravated Battery	0	0	0	7
● Arson	0	0	0	2
● Battery	0	0	0	0
● Burglary	0	1	0	17
● Carjacking	0	1	0	3
● Child Molesting	0	0	0	1
● Criminal Confinement	0	0	0	0
● Criminal Deviate Conduct	0	0	0	1
● Dealing Cocaine or Narcotic Drug	0	0	0	5
● Dealing Methamphetamine	0	1	2	20
● Dealing Sched I, II, or III Cntrld Sub	0	1	1	2
● Escape	0	0	0	2
● Incest	0	0	0	0
● Murder	0	0	0	8
● Rape	0	0	0	5
● Robbery	0	4	3	27
● Sexual Misconduct with a Minor	0	0	0	3
● Voluntary Manslaughter	0	0	0	3
Battery (35-42-2-1)	1	3	3	23
Battery by Bodily Waste (35-42-2-6)	0	0	0	0
Burglary (35-43-2-1)	3	53	68	1005
Carjacking (35-42-5-2)	0	1	1	26
Causing Suicide (35-42-1-2)	0	0	0	1
Child Molesting (35-42-4-3)	1	24	9	223
Conspiracy (35-41-5-2)	0	0	0	11
● Aggravated Battery	0	1	0	5
● Arson	0	2	0	2
● Burglary	0	0	4	12
● Dealing Cocaine or Narcotic Drug	0	2	6	42
● Dealing Methamphetamine	0	1	10	20
● Dealing Sched I, II, or III Cntrld Sub	1	0	3	7
● Murder	0	0	0	6
● Robbery	1	2	9	51
Consumer Product Tampering (35-45-8-1)	0	0	0	0
Criminal Confinement (35-42-3-3)	0	3	8	120
Criminal Deviate Conduct (35-42-4-2)	0	1	0	47
Dangerous Control of a Handgun (35-47-10-6)	0	0	0	0
Dealing Cocaine or Narcotic Drug (35-48-4-1)	2	56	68	899
Dealing Methamphetamine (35-48-4-1.1)	2	20	85	372
Dealing Sched I, II, or III Cntrld Sub (35-48-4-2)	9	32	99	295
Dealing Sched IV Cntrld Sub (35-48-4-3)	0	0	4	5
Dealing Sched V Cntrld Sub (35-48-4-4)	0	0	0	1
Escape (35-44-3-5)	0	0	1	4
Failure to Deposit Public Fund (5-13-14-3)	0	0	0	0
Felon in Possession of a Firearm (35-47-4-5)	0	7	1	176
Human Sexual Trafficking (35-42-3-5)	0	0	1	1
Incest (35-46-1-3)	0	1	0	12
Misappr. of Insurance Escrow Funds (35-43-9-7B2)	0	0	0	0
Neglect of a Dependent (35-46-1-4)	0	1	12	15
Operating Machine Gun/Bomb (35-47-5-9)	0	0	0	1
Operating Vehicle Intoxicated/Death (9-30-5-5)	0	2	4	19
Possession of Cocaine or Narcotic Drug (35-48-4-6)	3	8	31	107
Possession of Methamphetamine (35-48-4-6.1)	0	0	9	25
Possession Sched IV Cntrld Sub (35-48-4-7)	0	0	0	1
Prisoner Poss. Dang Device/Material (35-44-3-9.5)	0	0	0	2
Promoting Prostitution, under 18 (35-45-4-4)	0	0	0	0
Rape (35-42-4-1)	0	6	1	79
Resisting Law Enforcement (35-44-3-3)	0	0	0	3
Robbery (35-42-5-1)	5	37	37	526
Sexual Misconduct with a Minor (35-42-4-9)	0	11	6	161
Service Provider Misconduct (35-44-1-5)	0	0	2	0
Stalking (35-45-10-5)	0	0	0	1
Vicarious Sexual Gratification (35-42-4-5)	0	0	0	0
Voluntary Manslaughter (35-42-1-3)	0	1	2	12
Sub-Total	30	293	517	4,621

THE NUMBER OF FELONS

CLASS C OFFENSES:	This Month		This Fiscal Year	
	Female	Male	Female	Male
Aiding, Inducing or Causing an Offense (35-41-2.4)	0	0	5	3
• Aggravated Battery	0	0	0	0
• Battery	0	0	0	1
• Burglary	0	1	1	6
• Criminal Confinement	0	0	0	0
• Criminal Recklessness	0	0	0	1
• Dealing Cocaine or Narcotic Drug	0	0	0	1
• Dealing Marijuana	0	0	0	0
• Escape	0	0	0	3
• Forgery	0	0	0	5
• Fraud on Financial Institution	0	0	1	0
• Intimidation	0	1	0	1
• Possession of Coke/Narcotics	0	0	0	3
• Possession of Precursors	0	0	0	1
• Possession of a Schedule V Substance	0	0	0	0
• Reckless Homicide	0	0	0	0
• Robbery	0	0	4	9
• Security Sale Fraud	0	0	0	7
• Sexual Misconduct with a Minor	0	0	0	1
• Trafficking with an Inmate	0	0	1	0
Altered/Counterfeit Lotto Ticket (4-30-14-3)	0	0	0	0
Armor Piercing Handgun Ammo (35-47-5-11)	0	0	0	0
Arson (35-43-1-1)	0	0	0	2
Assisting a Criminal (35-44-3-2)	0	0	4	14
Attempt to Commit a Felony (35-41-5-1)	0	0	3	11
• Aggravated Battery	0	0	0	3
• Arson	0	0	0	0
• Auto Theft, Receiving Stolen Parts	0	0	0	2
• Battery	0	0	0	7
• Burglary	0	0	0	26
• Child Molesting	0	0	0	2
• Child Exploitation	0	0	0	0
• Controlled Substance Regist	0	0	0	0
• Criminal Confinement	0	0	0	1
• Criminal Deviate Conduct	0	0	0	0
• Dealing Cocaine or Narcotic Drug	0	0	0	0
• Dealing Marijuana/Hash	0	0	0	1
• Dealing Meth	0	0	0	1
• Dealing Sched I, II, or III Contrd Sub	0	0	0	0
• Disarming a Law Enforcement Officer	0	1	0	1
• Escape	0	0	1	1
• Forgery	0	0	0	1
• Fraud on Financial Institution	0	0	0	0
• Incest	0	0	0	1
• Murder	0	0	0	2
• Possession of Cocaine or Narcotic Drug	0	0	0	1
• Possession of a Controlled Substance	0	0	0	0
• Rape	0	0	0	13
• Robbery	0	1	5	10
• Sexual Misconduct with a Minor	0	0	0	0
• Trafficking with an Inmate	1	0	2	1
Auto Theft, Receiving Stolen Parts (35-43-4-2.5)	0	6	1	106
Battery (35-42-2-1)	1	37	38	429
Battery by Bodily Waste (35-42-2-6)	0	0	0	2
Bribery (35-44-1-1)	0	0	0	4
Burglary (35-43-2-1)	1	49	28	813
Carrying Handgun w/o License (35-47-2-23)	0	17	0	246
Causing Suicide (35-42-1-2)	0	0	0	1
Check Fraud (35-43-5-12)	0	1	1	1
Child Exploitation (35-42-4-4)	0	1	0	16
Child Molesting (35-42-4-3)	0	23	1	343
Child Solicitation (35-42-4-6)	0	1	0	20
Conspiracy (35-41-5-2)	0	0	1	4
• Aggravated Battery	0	0	0	0
• Arson	0	0	0	0
• Battery	0	0	0	0
• Bribery	0	0	0	1
• Burglary	0	1	2	2
• Dealing Cocaine or Narcotic Drug	0	0	0	2
• Dealing a Look-alike Substance	0	0	0	3
• Dealing a Schedule IV Substance	0	0	0	2
• Dealing Marijuana/Hash	0	0	0	1
• Forgery	0	0	2	5
• Fraud on Financial Institution	0	0	0	1
• Murder	0	0	0	2
• Possession of Cocaine or Narcotic Drug	0	0	0	1
• Possession of Precursors	0	0	0	0
• Robbery	0	0	0	12
• Trafficking with an Inmate	0	0	0	0
• Welfare Fraud	0	0	0	1
Contribute to Delinquency (35-46-1-8)	0	0	0	1
Controlled Substance Registration (35-48-4-14)	0	0	3	2
Corrupt Business Influence (35-45-6-2)	1	3	5	11
Criminal Confinement (35-42-3-3)	0	6	0	62
Criminal Mischief (35-43-1-2)	0	0	0	4
Criminal Recklessness (35-42-2-2)	0	5	2	69
Dangerous Control of a Handgun (35-47-10-6)	0	0	0	0
Dangerous Possession of a Handgun (35-47-10-5)	0	0	0	0
Deadly Weapon-Aircraft (35-47-6-1)	0	0	0	0

CLASS C (Cont.)

THE NUMBER OF FELONS

	This Month		This Fiscal Year	
	Female	Male	Female	Male
Dealing Cocaine or Narcotic Drug (35-48-4-1)	0	0	1	4
Dealing Marijuana, Hash Oil, or Hashish (35-48-4-10)	0	3	2	57
Dealing/Poss Look-Alike Subs (35-48-4-4-6)	0	1	0	7
Dealing Sched IV Controlled Substance (35-48-4-3)	2	1	25	30
Dealing Sched V Controlled Substance (35-48-4-4)	0	0	0	1
Destroy Handgun I.D. (35-47-2-18)	0	3	0	20
Driving After Forfeiture (9-12-3-2)	0	0	1	1
Driving Intoxicated/Death (9-11-2-5)	0	1	0	2
Driving Suspended/Death (9-24-19-4)	0	0	0	0
Escape (35-44-3-5)	1	1	10	57
Explosive or Flammable Substance (35-47-5-1)	0	0	0	0
Failure to Register as a Sex Offender (5-2-12-9)	1	11	1	72
Failure to Stop Accident/Death (9-26-1-8)	0	0	0	5
Felon in Possession of a Firearm (35-47-4-5)	0	0	0	19
Feticide (35-42-1-6)	0	0	0	0
Firearm w/in One Mile of School (35-47-2-1)	0	2	2	26
Forged Prescription (16-6-8-3)	0	0	0	0
Forgery (35-43-5-2)	18	31	294	557
Fraud on Financial Institution (35-43-5-8)	0	1	21	47
Gang Intimidation (35-45-9-4)	0	0	0	1
Handgun Violation (35-47-2-7)	0	0	0	3
Home Improvement Fraud (35-43-6-13)	0	0	0	1
Incest (35-46-1-3)	0	1	1	10
Interference with Medical Services (35-42-2-8)	0	0	0	0
Intimidation (35-45-2-1)	0	3	1	70
Involuntary Manslaughter (35-42-1-4)	0	0	1	4
Loan Sharking (35-45-7-2)	0	0	0	0
Misappropriated Insurance Funds (35-43-9-7B1)	0	0	0	1
Money Laundering (35-45-15-5)	0	0	0	1
Neglect of a Dependent (35-46-1-4)	1	1	17	23
Non-Support of Dependent Child (35-46-1-5)	1	8	12	163
Obliterating Handgun I.D. (35-47-2-18)	0	0	0	0
Operating Vehicle w/Lifetime Suspension (9-30-10-17)	1	25	28	447
Operating Vehicle Intoxicated/Death (9-30-5-5)	1	0	2	15
Operating Vehicle-Habitual Violation (9-30-10-16)	0	0	0	7
Operating Vehicle Intoxicated/Injury (9-30-5-4)	0	2	4	14
Operating Vehicle-Schedule 1/Death (35-48-2-4)	0	0	0	2
Permitting Child to Possess Firearm (35-47-10-7)	0	0	0	0
Possession of Cocaine or Narcotic Drug (35-48-4-6)	2	26	31	280
Possession of Controlled Substance (35-48-4-7)	0	3	23	74
Possession of Marijuana (35-48-4-11)	0	0	0	1
Possession of Methamphetamine (35-48-4-6.1)	0	2	20	24
Possession of Precursors (35-48-4-14.5)	1	1	6	28
Possession/Use Legend Drug (16-42-19-27)	0	0	1	1
Possession - Destruct Device (35-47.5-5-2)	0	0	0	5
Possession - Explosives/Convicted Felon (35-47.5-5-3)	0	0	0	0
Possession - Machine Gun or Bomb (35-47-5-8)	0	2	0	2
Possession - Sawed-Off Shotgun (35-47-5-4.1)	0	0	0	1
Promoting Prostitution (35-45-4-4)	0	1	2	4
Prisoner Poss Dang Device/Material (35-44-3-9.5)	0	0	0	4
Reckless Homicide (35-42-1-5)	1	3	5	26
Reckless Driving Workzone Death (9-21-8-56)	0	0	0	1
Remove/Alter Original VIN # (9-18-8-12)	0	0	0	0
Resisting Law Enforcement (35-44-3-3)	0	0	0	13
Robbery (35-42-5-1)	1	14	31	345
Security Sale Fraud (23-2-1-12)	0	0	2	3
Sexual Battery (35-42-4-8)	0	0	0	2
Sexual Misconduct with a Minor (35-42-4-9)	1	5	7	148
Stalking (35-45-10-5)	0	2	0	18
Theft, Receiving Stolen Property (35-43-4-2)	0	0	4	18
Trafficking with an Inmate (35-44-3-9)	2	0	15	4
Transfer Contaminated Bodily Fluid (35-42-1-7)	0	0	0	0
Unlawful Transaction as Agent (23-2-1-8)	0	0	0	0
Vicarious Sexual Gratification (35-42-4-5)	0	0	0	1
Violation of Custody Order (35-42-3-4)	0	0	0	0
Welfare Fraud (35-43-5-7)	0	0	5	2
Sub-Total	38	308	686	4,982

THE NUMBER OF FELONS

CLASS D OFFENSES:	This Month		This Fiscal Year	
	Female	Male	Female	Male
Abuse of a Corpse (35-45-11-1)	0	0	0	0
Accident/Failure to Stop (9-4-1-40)	0	0	1	3
Accident/Failure to Stop-Serious Inj/Death (9-26-1-8)	0	0	1	1
Aiding, Inducing or Causing an Offense (35-41-2-4)	0	1	0	9
• Aggravated Battery	0	0	0	0
• Arson	0	0	0	0
• Auto Theft, Receiving Stolen Parts	0	0	0	0
• Battery	0	0	0	1
• Burglary	0	0	0	1
• Carjacking	0	0	0	0
• Controlled Substance Registration	0	1	0	1
• Criminal Recklessness	0	0	0	0
• Dealing Cocaine or Narcotic Drug	0	0	0	1
• Dealing Sched I, II, or III Contrld Sub	0	0	0	1
• Escape	0	0	0	0
• Forgery	0	0	0	0
• Possession of Controlled Substance	0	0	0	0
• Prescription Fraud	0	0	0	0
• Residential Entry	0	0	0	2
• Robbery	0	0	1	2
• Theft, Receiving Stolen Property	0	0	4	8
• Trafficking with an Inmate	0	0	0	0
Aid-Manufacture of Schedule 2 (35-48-4-2)	0	0	0	0
Animal Fight Contest (35-46-3-9)	0	0	1	0
Arson (35-43-1-1)	0	1	2	19
Assisting a Criminal (35-44-3-2)	0	1	3	13
Attempt to Commit a Felony (35-41-5-1)	0	0	11	19
• Aggravated Battery	0	0	0	1
• Arson	0	0	2	1
• Auto Theft, Receiving Stolen Parts	0	0	0	6
• Battery	0	0	0	3
• Battery with Bodily Waste	0	0	0	1
• Burglary	0	0	0	9
• Check Fraud	0	0	3	2
• Child Exploitation	0	0	0	0
• Child Molesting	0	0	0	1
• Controlled Substance Registration	0	2	3	6
• Criminal Confinement	0	0	0	0
• Cultivation of Marijuana	0	0	2	0
• Dealing Cocaine or Narcotic Drug	0	0	0	0
• Criminal Deviate Behavior	0	0	0	2
• Dealing Methamphetamine	0	0	0	3
• Dealing Sched I, II, or III Contrld Sub	0	0	0	2
• Escape	0	0	0	1
• Forgery	0	0	0	3
• Fraud	0	0	0	2
• Murder	0	0	1	7
• Obstruction of Justice	0	0	0	1
• Possession of Cocaine or Narcotic Drug	0	0	0	1
• Possession of Controlled Substance	0	0	0	0
• Possession of Marijuana/Hash	0	0	0	1
• Possession of Methamp Substance Tax	0	0	0	0
• Possession of Controlled Substance Tax	0	0	0	1
• Possession/Use of Legend Drug	0	0	0	0
• Possession of Prescription/Aleg Drug	1	1	1	1
• Sex Predator Job Near Child	0	0	0	0
• Sexual Misconduct	0	0	0	1
• Prescription Fraud	0	0	2	1
• Rape	0	0	0	0
• Residential Entry	0	2	1	19
• Robbery	0	0	0	9
• Theft, Receiving Stolen Property	1	1	12	44
• Trafficking with an Inmate	0	0	1	1
Auto Theft, Receiving Stolen Parts (35-43-4-2.5)	0	13	21	259
Battery (35-42-2-1)	1	13	37	233
Battery by Bodily Waste (35-42-2-6)	0	1	9	45
Battery on Law Enforcement (35-42-2-1)	0	1	1	4
Bigamy (35-46-1-2)	0	0	0	0
Burglary (35-43-2-1)	0	0	0	2
Causing Suicide (35-42-1-2)	0	0	0	0
Cemetery Mischief (35-43-1-2.1)	0	0	0	0
Cheating at Gambling (4-33-10-2)	0	0	0	1
Check Deception (35-43-5-5)	0	0	0	3
Check Fraud (35-43-5-12)	0	2	27	30
Child Exploitation (35-42-4-4)	0	1	0	38
Child Molesting (35-42-4-3)	0	0	0	2
Child Pornography (35-42-4-4)	0	1	0	3
Child Seduction (35-42-4-7)	0	1	0	13
Child Solicitation (35-42-4-6)	0	1	1	17
Computer Tampering (35-43-1-4)	0	0	0	0
Conflict of Interest (35-44-1-3)	0	0	0	0

THE NUMBER OF FELONS
This Month This Fiscal Year

CLASS D OFFENSES:	This Month		This Fiscal Year	
	Female	Male	Female	Male
Conspiracy (35-41-5-2)	0	0	0	0
● Aggravated Battery	0	0	0	1
● Arson	0	0	0	0
● Battery	0	0	0	0
● Burglary	0	0	0	0
● Child Molesting	0	0	0	2
● Cultivation of Marijuana	0	0	0	0
● Dealing Cocaine or Narcotic Drug	0	0	0	1
● Dealing a Lock-a-like	0	0	0	1
● Dealing Marijuana, Hash Oil, or Hashish	0	0	0	1
● Dealing Methamphetamine	0	0	0	0
● Dealing Sched I, II, or III Contrid Sub	0	0	0	1
● Dealing Subst. Repr. As Contrid Sub	0	0	1	0
● Forgery	0	0	0	0
● Fraud	0	0	0	0
● Murder	0	0	0	1
● Possession of Controlled Substance	0	0	0	0
● Possession of Cocaine or Narcotic Drug	0	0	0	0
● Robbery	0	0	0	1
● Intimidation	0	0	0	0
● Theft, Receiving Stolen Property	1	0	1	4
● Trafficking with an Inmate	0	0	0	0
Consumer Product Tampering (35-45-8-3)	0	0	0	0
Controlled Substance Registration (35-48-4-14)	1	0	34	24
Conversion (35-43-4-3)	0	0	1	0
Criminal Confinement (35-42-3-3)	0	8	1	138
Criminal Deviate Conduct (35-42-4-2)	0	0	1	0
Criminal Gang Activity (35-45-9-3)	0	0	2	12
Criminal Mischief (35-43-1-2)	0	0	1	36
Criminal Recklessness (35-42-2-2)	0	12	27	201
Criminal Trespass (35-43-2-2)	0	1	7	54
Cruelty to Animals (35-46-3-12)	0	0	0	3
Cruelty to Law Enforcement Animal (35-46-3-11)	0	0	0	0
Cultivation of Marijuana (35-48-4-1)	0	0	1	2
Dealing Counterfeit Substance (35-48-4-5)	0	0	1	4
Dealing Marijuana, Hash Oil, or Hashish (35-48-4-10)	0	3	6	99
Dealing Paraphernalia (35-48-4-8.2)	0	0	0	0
Dealing Sched V Controlled Substance (35-48-4-4)	0	0	0	2
Dealing Subs Represent as Contrid Subs (35-48-4-4.5)	0	0	2	9
Dealing Sawed-Off Shotgun (35-47-5-4.1)	0	0	0	7
Disposal Dead Animal (15-17-11-20)	0	0	0	1
Dispose Solid Waste (13-30-2-1)	0	0	0	0
Dissemination of Matter Harmful to Minor (35-49-3-3)	0	0	2	3
Domestic Battery (35-42-2-1.3)	0	22	8	364
Driving While Intoxicated (9-11-2-3)	2	9	31	260
Driving While Intoxicated/Injury (9-11-2-4)	0	0	0	0
Driving While Suspended/Oper Veh HTV (9-30-19-16)	0	3	1	44
Driving While Suspended/Restricted (9-24-18-5)	0	0	0	4
Dump Controlled Substance Waste (38-48-4-4.1)	0	0	0	8
Exploit Endangered Adult (35-46-1-12)	0	0	1	2
Failure to Appear (35-44-3-6)	0	0	3	15
Failure to Register as a Sex Offender (5-2-12-9)	0	10	1	164
Failure to Remit Money (6-3-4-8)	0	0	0	0
Failure to Remit Sales Tax (6-2.5-9-3)	0	0	0	0
Failure to Return to Lawful Detention (35-44-3-5)	1	3	46	176
Failure to Stop Accident/Injury (9-26-1-1)	0	1	0	2
Failure to Warn Comm Disease (35-42-1-9)	0	0	0	1
False Reporting (35-44-2-2)	0	0	0	3
Forged Prescription (16-6-8-3)	0	0	0	0
Forgery (35-43-5-2)	0	1	12	24
Fraud (35-43-5-4)	1	3	29	101
Ghost Employment (35-44-2-4)	0	0	0	0
Handgun Violation (35-47-2-1)	0	0	0	2
Hazardous Waste Activities (13-30-6-3)	0	0	0	0
Home Improvement Fraud (35-43-6-12)	0	0	0	1
Home Improvement Fraud/Enhanced (35-43-6-13)	0	0	0	1
Identity Deception (35-43-5-3.5)	0	1	17	32
Illegal Possession of Firearm - Prior Felon (35-47-4-4)	0	0	0	0
Illegal Possession of VIN Plate (9-18-8-15)	0	0	0	0
Impersonation of a Public Servant (35-44-2-3)	0	0	0	6
Incest (35-46-1-3)	0	0	0	1

CLASS D (Cont.)

THE NUMBER OF FELONS

	This Month		This Fiscal Year	
	Female	Male	Female	Male
Income Tax Evasion (6-3-6-11)	0	0	0	0
Intimidation (35-45-2-1)	0	10	9	203
Invasion of Privacy (35-46-1-15.1)	1	5	5	69
Involuntary Manslaughter (35-42-1-4)	0	0	0	0
Leaving Scene of Accident (9-4-1-42)	0	0	0	0
Loan Broker Violation (23-2-5-16)	0	0	0	0
Loan Sharking (35-45-7-2)	0	0	0	0
Maintaining a Common Nuisance (35-48-4-13)	1	4	39	93
Manufacture Paraphernalia (35-48-4-8.1)	0	0	0	0
Medicaid Fraud (35-43-5-7.1)	0	0	0	0
Money Laundering (35-45-15)	0	0	0	1
Moving Body from Scene of Death (36-2-14-17)	0	0	1	1
Neglect of a Dependent (35-46-1-4)	2	1	64	51
Non-Support of a Child (35-46-1-5)	0	5	8	142
Non-Support of a Spouse (35-46-1-6)	0	0	0	0
Obscene Performance (35-49-3-2)	0	0	0	0
Obstruction of Justice (35-44-3-4)	0	1	9	19
Official Misoconduct (5-13-14-3)	0	0	1	4
Operating Vehicle-Habitual Violation (9-30-10-16)	0	16	27	282
Operating Vehicle Intoxicated (9-11-2-3)	0	0	3	7
Operating Vehicle Intoxicated-Endanger (9-30-5-2)	4	11	55	236
Operating Vehicle Intoxicated-Injury (9-22-2-4)	1	1	5	20
Operating Vehicle Intoxicated-Prior (9-30-5-3)	8	29	111	641
Operating Vehicle Intoxicated-Ser Injury (9-30-5-4)	0	0	0	0
Perjury (35-44-2-1)	0	0	3	10
Pointing a Firearm (35-47-4-3)	0	1	3	30
Poisoning (35-45-3-1)	0	0	0	0
Possession of Anabolic Steroid (IC 16-42-19-19)	0	0	0	1
Possession of Cocaine or Narcotic Drug (35-48-4-6)	1	17	78	404
Possession of Controlled Substance (35-48-4-7)	8	17	174	484
Possession of Controlled Substance Tax (6-7-3-11)	0	0	7	29
Poss of Marijuana, Hash Oil, or Hashish (35-48-4-11)	2	25	27	567
Possession of Marijuana Subst Tax (6-7-3-11)	0	0	0	21
Possession of Methamphetamine (35-48-4-6.1)	1	1	32	51
Possession of Methamp Subst Tax (6-7-3-11-B)	5	14	52	148
Possession of Paraphernalia (35-48-4-8.3)	1	6	60	93
Possession of Precursors (35-48-4-14.5)	0	7	24	133
Possession of Presc/Aleg Drug (35-48-3-9)	0	0	6	25
Possession/Use of Legend Drug (16-42-19-13)	0	0	7	17
Possession - Firearm-School Property (35-47-9-2)	0	0	0	0
Possession - Handgun w/o License (35-47-2-23)	0	0	0	1
Possession - Sawed-Off Shotgun (35-47-5-4.1)	0	0	0	1
Possession - Syringe/Needle (16-42-19-18)	1	2	14	30
Possession Vehicle w/Altered or Removed ID (9-1-5-1)	0	0	0	1
Prescription Fraud (35-43-5-1)	0	0	9	7
Promoting Professional Gambling (35-45-5-4)	0	0	0	0
Prostitution (35-45-4-2)	5	0	87	4

CLASS D (Cont.)

THE NUMBER OF FELONS

	This Month		This Fiscal Year	
	Female	Male	Female	Male
Public Indecency (35-45-4-1)	1	1	3	14
Public Intoxication (7-15-1-3)	0	0	0	0
Rape (35-42-4-1)	0	0	0	0
Residential Entry (35-43-2-1.5)	0	15	18	220
Resisting Law Enforcement (35-44-3-3)	1	20	19	475
Rioting (35-45-1-2)	0	0	0	0
Sale, Dist., or Exhibit of Obscene Material (35-49-3-1)	0	0	0	0
Sale of Legend Drug (16-42-19-11)	0	0	0	5
Sexual Battery (35-42-4-8)	0	5	0	72
Sexual Misconduct (35-44-1-5)	0	0	1	2
Sexual Misconduct with a Minor (35-42-4-9)	0	1	1	24
Sex Offender Residency Restrictions (35-42-4-11)	0	0	0	6
Stalking (35-45-10-5)	0	1	0	12
Strangulation (35-42-2-9)	0	11	9	163
Theft, Receiving Stolen Property (35-43-4-2)	44	134	827	2627
Trafficking with an Inmate (35-44-3-9)	0	0	2	0
Unlawful Delivery of Confiscated Firearm (35-47-3-4)	0	0	0	0
Unlawful Use of Body Armor (35-47-5-13)	0	0	0	0
Unlawful Use of Stun Gun (35-47-8-5)	0	0	0	0
Use of Stun Gun (35-47-8-5)	0	0	0	0
Uttering Forged Prescription (16-42-19-26)	0	0	0	0
Vicarious Sexual Gratification (35-42-4-5)	0	1	0	11
Violation-1935 Firearms (35-47-5-4.1)	0	0	1	2
Violation of Custody Order (35-42-3-4)	0	0	0	0
Violation of Fuel Statute (6-6-4.1-18)	0	0	0	1
Visit Place Unlawfully Selling Alcohol (7.1-5-10-21)	0	0	0	1
Vote in Other Precinct (3-14-2-11)	0	0	0	0
Voyeurism (35-45-4-5)	0	0	0	7
Welfare Fraud (35-43-5-7)	0	0	1	0
Sub-Total	96	483	2,187	10,148
HABITUAL OFFENSES:				
Habitual Offender (35-50-2-8)	0	0	0	9
Habitual Offender Controlled Substance (35-50-2-10)	0	0	0	10
Habitual Offender Substance Abuse (35-50-2-10)	0	0	0	4
Habitual Offender Traffic Laws (9-30-10-4)	0	0	0	1
Repeat Sex Offender Enhancement (35-50-2-14)	0	0	0	1
Sub-Total	0	0	0	25
GRAND TOTAL NUMBER OF OFFENDERS	167	1,139	3,452	20,579

Note: Offense data may not be available for all offenders at the time this table was prepared.
 The original committing offenses for technical parole violators and technical Community Transition Program violators are reported on this table.

Source: SAS - adm/offenses7.pgm

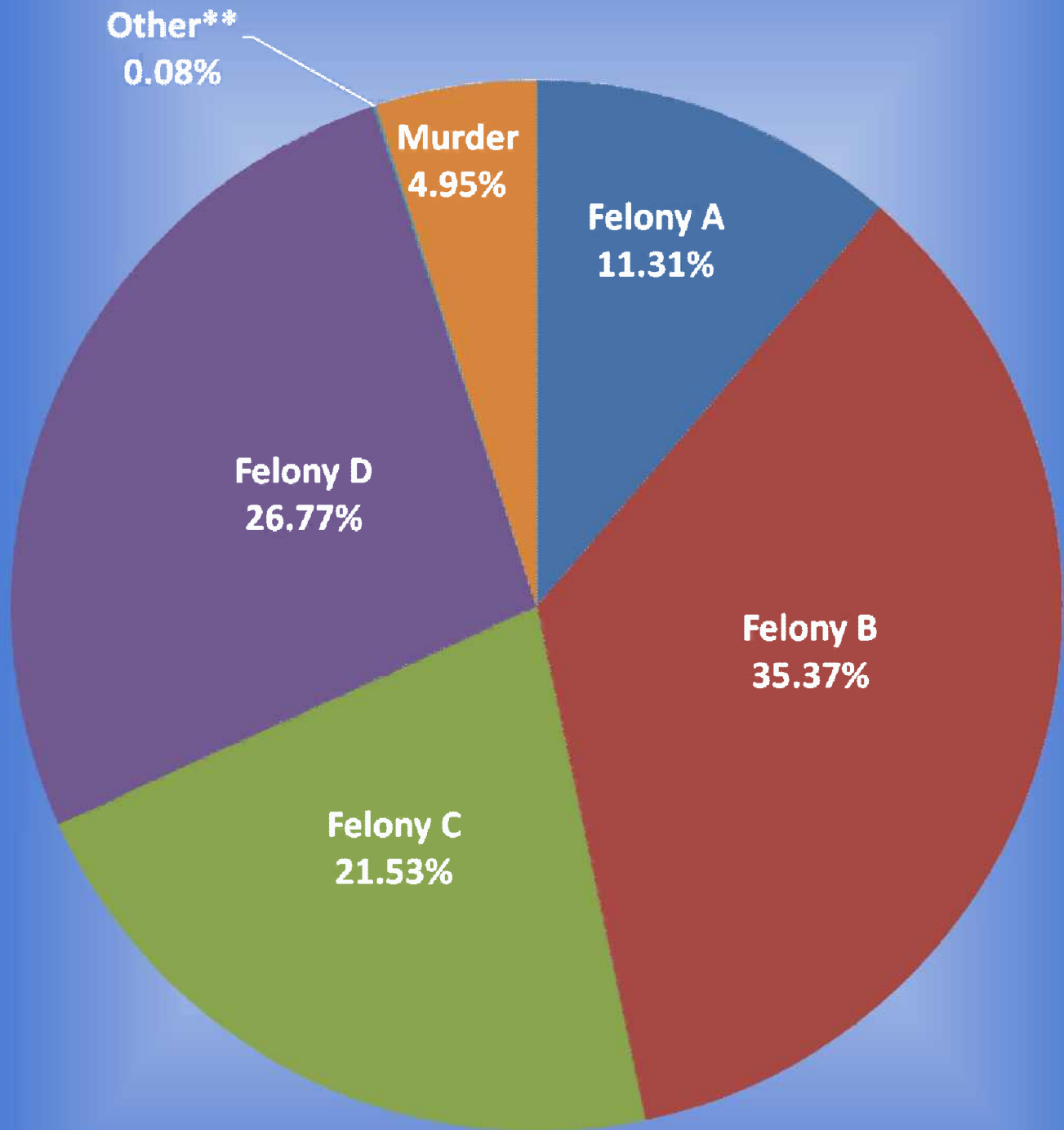
Indiana Department of Correction

Graph A

Female Population by Most Serious Offense Felony Level*

August 1, 2011

N = 2,406



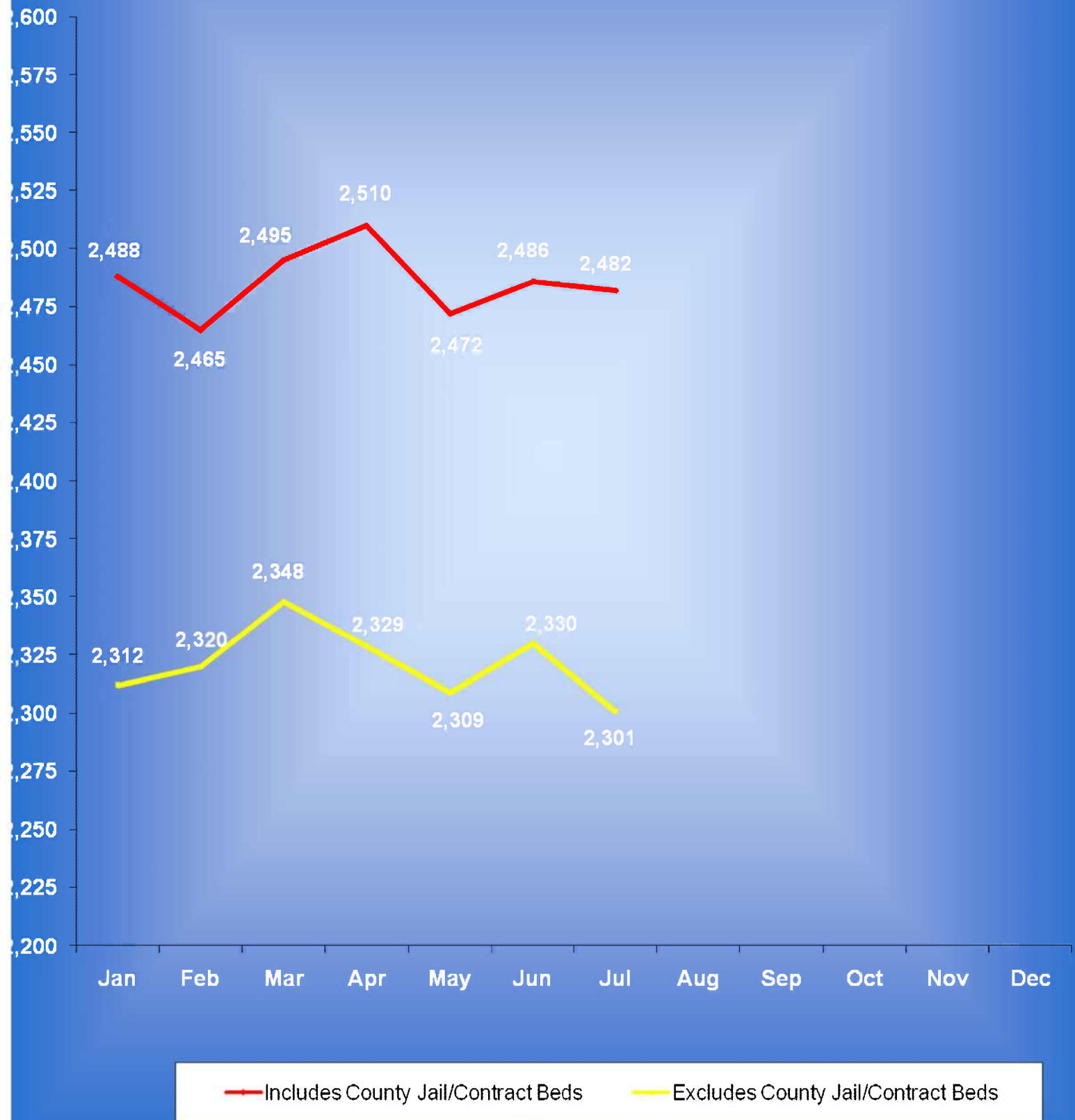
* (Includes Offenders Held in County Jails and Contracted Beds)

** Other includes Safekeepers, Predisposition, Habitual Offenders, Misdemeanors, and Unknown

Indiana Department of Correction

Graph B

Average Daily Adult Female Offender Populations Calendar Year 2011



Indiana Department of Correction

Graph C

Adult Females Held in County Jails July 2011



- Offenders held in county jails are newly sentenced offenders with completed court documents who are awaiting transfer to a DOC facility.

- Jail counts are a dynamic number that are affected by a variety of factors, including; sentencing trends, available DOC beds, and intake process completion.

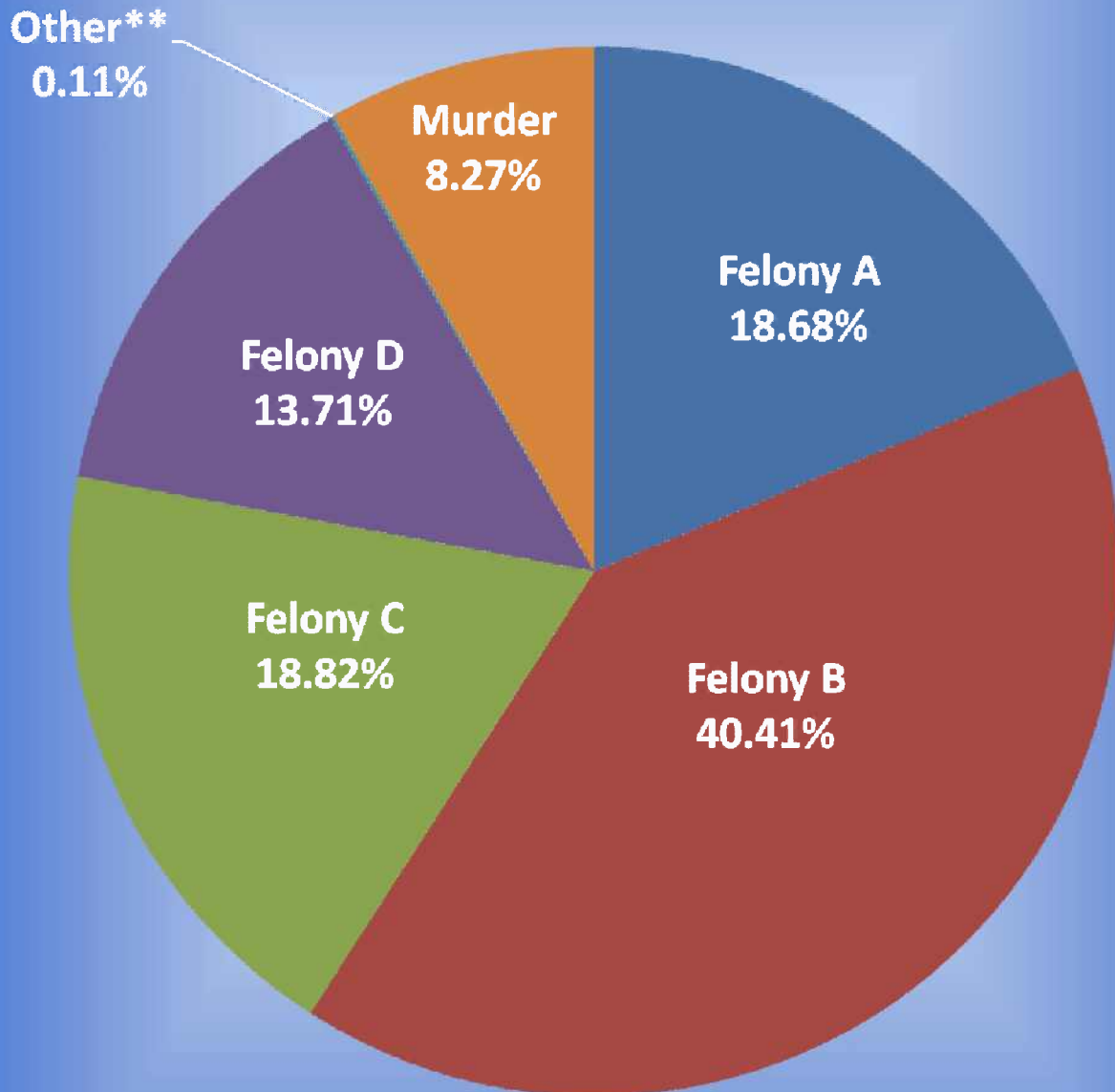
Indiana Department of Correction

Graph D

Male Population by Most Serious Offense Felony Level*

August 1, 2011

N = 25,695



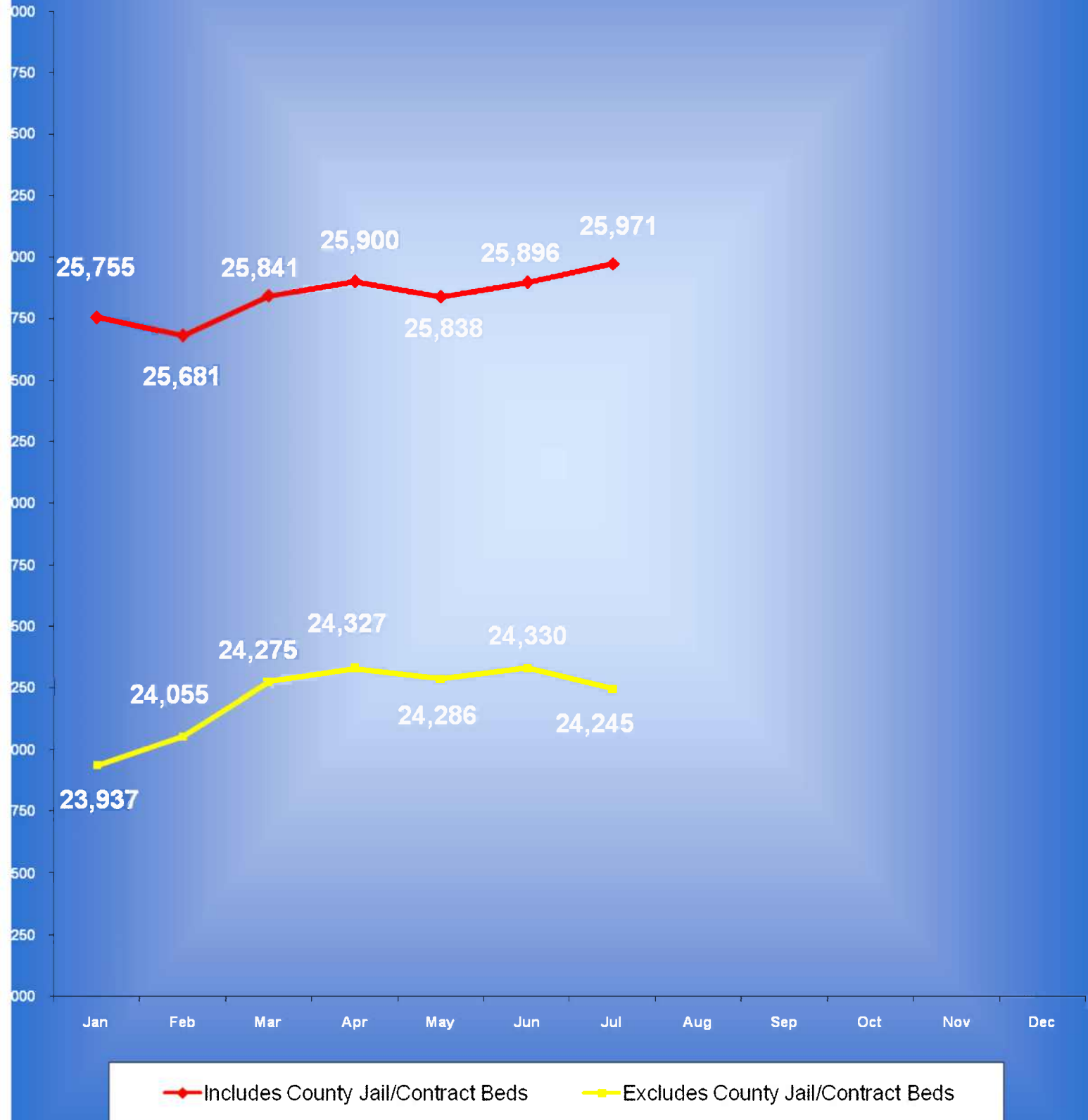
* (Includes Offenders Held in County Jails and Contracted Beds)

** Other includes Safekeepers, Predisposition, Habitual Offenders, Misdemeanors, and Unknown

Indiana Department of Correction

Graph E

Average Daily Adult Male Offender Populations Calendar Year 2011



Indiana Department of Correction

Graph F

Adult Males Held in County Jails July 2011



- Offenders held in county jails are newly sentenced offenders with completed court documents who are awaiting transfer to a DOC facility.

- Jail counts are a dynamic number that are affected by a variety of factors, including; sentencing trends, available DOC beds, and intake process completion.



Juvenile Offender Statistics



Indiana Department Of Correction
Table 11
Monthly Facility Admissions and Releases

Juvenile Offenders
July 2011

Admissions of All Juvenile Males

New Commitment	Re- Commitment	Parolee Returned	Return From Escape	Diagnostics/ Walk-Thrus
55	15	1	0	8

Releases of All Juvenile Males

Discharge	Parole	Escape	Diagnostics/ Walk-Thrus
63	8	0	8

Admissions of All Juvenile Females

New Commitment	Re- Commitment	Parolee Returned	Return From Escape	Diagnostics/ Walk-Thrus
8	2	0	0	2

Releases of All Juvenile Females

Discharge	Parole	Escape	Diagnostics/ Walk-Thrus
9	2	0	2

Sources:
SAS - mnthadm4.pgm
SAS - mnthext4.pgm

Indiana Department of Correction
Table 12
The Total Number of Committing Offenses for Juveniles
Committed to the Indiana Department of Correction

July 2011

OFFENSE (Citation Code)	THE NUMBER OF OFFENSES			
	This Month		This Fiscal Year	
	Female	Male	Female	Male
LEVEL I				
Aggravated Battery (35-42-2-1.5)	0	1	1	2
Arson (35-43-1-1)	0	1	0	5
Battery (35-42-2-1)	0	3	15	27
Battery by Bodily Waste (35-42-2-6)	0	1	1	5
Burglary (35-43-2-1)	0	0	0	0
Carjacking (35-42-5-2)	0	0	0	1
Carrying Handgun w/o License (35-47-2-1)	0	2	0	31
Changing, Altering, Removing, Obliterating ID of Handgun (35-47-2-18)	0	0	0	0
Child Exploitation (35-42-4-4)	0	0	0	0
Child in Possession of Handgun (35-47-10-5)	0	3	1	9
Child Molesting (35-42-4-3)	0	4	0	50
Child Seduction (35-42-4-7)	0	0	0	0
Child Selling (35-46-1-4)	0	0	0	0
Child Solicitation (35-42-4-6)	0	0	0	0
Consumer Product Tampering (35-45-8-3)	0	0	0	0
Criminal Confinement (35-42-3-3)	0	0	2	5
Criminal Gang Intimidation (35-45-9-4)	0	0	0	0
Criminal Deviate Conduct (35-42-4-2)	0	0	0	0
Criminal Recklessness (35-42-2-2)	0	0	1	21
Dealing in a Sawed-Off Shotgun (35-47-5-4.1)	0	0	0	0
Distribution of a Destructive Device (IC 35-47.5-5-5)	0	0	0	1
Driving While Intoxicated Resulting in Death (9-30-5-5)	0	0	0	0
False, Altering Handgun License (35-47-2-22)	0	0	0	0
False Application for Handgun (35-47-2-8)	0	0	0	0
Feticide (35-42-1-6)	0	0	0	0
Handgun, False Information (35-47-2-17)	0	0	0	3
Incest (35-46-1-3)	0	0	0	0
Interference with Custody (35-42-3-4)	0	0	0	0
Intimidation (35-45-2-1)	0	0	1	6
Involuntary Manslaughter (35-42-1-4)	0	0	0	0
Kidnapping (35-42-3-2)	0	0	0	1
Murder (35-42-1-1)	0	0	0	1
Neglect of a Dependent (35-46-1-4)	0	0	0	0
Operation of a Machine Gun/Hurling a Bomb (35-47-5-9)	0	0	0	0
Overpass Mischief (35-42-2-5)	0	0	0	0
Pointing a Firearm (35-47-4-3)	0	1	0	3
Possession of Firearm on School Property (35-47-9-2)	0	0	0	0
Possession of a Machine Gun or Bomb (35-47-5-9)	0	0	0	0
Rape (35-42-4-1)	0	0	0	2
Reckless Homicide (35-42-1-5)	0	0	0	0
Resisting Law Enforcement (35-44-3-3)	0	0	0	1
Robbery (35-42-5-1)	0	2	0	29

LEVEL I (Cont.)**THE NUMBER OF OFFENSES**

	This Month		This Fiscal Year	
	Female	Male	Female	Male
Sell, Manufacture, Possess, Purchase Explosive (35-47-5-1)	0	0	0	0
Sell, Transfer, HIV Blood (35-42-1-7)	0	0	0	0
Selling, Transferring, Giving Handgun to Under 18 (35-47-2-7)	0	0	0	0
Sexual Battery (35-42-4-8)	0	0	0	4
Sexual Misconduct (35-44-1-5)	0	0	0	0
Sexual Misconduct with a Minor (35-42-4-9)	0	0	0	0
Stalking (35-45-10-5)	0	0	0	0
Strangulation (35-42-2-9)	0	0	0	3
Unlawful Delivery of Confiscated Firearm (35-47-3-4)	0	0	0	0
Unlawful Use of Body Armor (35-47-5-13)	0	0	0	0
Unlawful Use of Stun Gun (35-47-8-5)	0	0	0	0
Vicarious Sexual Gratification (35-42-4-5)	0	0	0	0
Voluntary Manslaughter (35-42-1-3)	<u>0</u>	<u>0</u>	<u>0</u>	<u>0</u>
Sub-Total	0	18	22	210

LEVEL II

Assisting a Criminal (35-44-3-2)	0	1	0	1
Chinese Throwing Star (35-47-5-12)	0	0	0	0
Criminal Gang Activity (35-45-9-3)	0	1	0	3
Criminal Recklessness (35-42-2-2)	0	0	0	5
Dealing Anabolic Steroid (16-42-19-27)	0	0	0	0
Dealing in a Schedule I, II, or III Controlled Substance (35-48-4-2)	0	0	2	10
Dealing in a Schedule IV Controlled Substance (35-48-4-3)	0	0	2	0
Dealing in a Schedule V Controlled Substance (35-48-4-4)	0	0	0	0
Dealing in a Substance Represented to be a Controlled Substance (35-48-4-4.5)	0	0	0	1
Dealing in Cocaine or Narcotic Drug (35-48-4-1)	0	0	0	1
Dealing in Marijuana, Hash Oil, or Hashish (35-48-4-10)	0	0	1	7
Dealing Methamphetamine (35-48-4-1.1)	0	1	0	2
Delivery of Weapon to Intoxicated Person (35-47-4-1)	0	0	0	0
Escape (35-44-3-5)	0	0	0	6
Escape/Failure to Return to Lawful Detention (35-44-3-5)	0	3	1	7
Interference with Custody (35-42-3-4)	0	0	0	0
Intimidation (35-45-2-1)	1	2	5	23
Knife with Automatic Blade (35-47-5-2)	0	0	0	1
Loan Sharking (35-45-7-2)	0	0	0	0
Maintaining a Common Nuisance (35-48-4-13)	0	0	0	2
Manufacture, Distribution, Possession of a Substance Represented to be a Controlled Substance (35-48-4-4.6)	0	0	0	0
Neglect of a Dependent (35-46-1-4)	0	0	0	1
Possession of a Controlled Substance (35-48-4-7)	0	1	4	13
Possession of a Knife on School Property (35-47-5-2.5)	0	0	0	5
Poss precursors w/intent to manufacture etc. (35-48-4-14.5)	0	0	1	2
Promoting Prostitution (35-45-4-4)	0	0	0	0
Purchase, Possession or Sale of Stun Gun (35-47-8-5)	0	0	0	0
Resisting Law Enforcement (35-44-3-3)	0	1	1	20
Rioting with a Deadly Weapon (35-45-1-2)	0	0	0	0
Sale, Possession, Use of Legend Drug (16-42-19-27)	0	0	0	0
Sexual Misconduct with a Minor (35-42-4-9)	0	0	0	0
Stalking (35-45-10-5)	0	0	0	0
Trafficking with an Inmate (35-44-3-9)	0	0	0	0
Use of Stun Gun in Commission of a Crime (35-47-8-5)	<u>0</u>	<u>0</u>	<u>0</u>	<u>0</u>
Sub-Total	1	10	17	110

THE NUMBER OF OFFENSES

LEVEL III	This Month		This Fiscal Year	
	Female	Male	Female	Male
Accident/Failure to Stop (9-26-1-8)	0	0	0	0
Accident, Property Damage with Injury (9-26-1-8)	0	0	0	1
Altering or Damaging Computer (35-43-1-4)	0	0	0	0
Auto Theft, Receiving Stolen Parts (35-43-4-2.5)	0	5	10	55
Battery (35-42-2-1)	3	13	25	140
Bribery (35-44-1-1)	0	0	0	0
Burglary (35-43-2-1)	0	9	5	176
Check Deception (35-43-5-5)	0	0	0	0
Check Fraud (35-43-5-12)	0	0	0	0
Child Exploitation (35-42-4-4)	0	0	0	0
Controlled Substance Registration (35-48-4-14)	0	0	0	0
Conversion (35-43-4-3)	0	6	9	43
Criminal Mischief (35-43-1-2)	1	6	10	86
Criminal Recklessness (35-42-2-2)	0	0	1	1
Criminal Trespass (35-43-2-2)	0	3	4	36
Dealing in Altered Property (35-43-4-2.3)	0	0	0	0
Dealing in Marijuana, Hash Oil, or Hashish (35-48-4-10)	0	1	0	5
Dealing in Paraphernalia (35-48-4-8.5)	0	0	0	0
Distribution of Material Harmful to Minor (35-49-3-3)	0	0	0	0
Escape/Failure to Return to Lawful Detention (35-44-3-5)	1	4	21	35
Failure to Appear (35-44-3-6)	0	0	0	0
False Reporting (35-44-2-2)	0	0	1	0
Forgery (35-43-5-2)	0	0	0	4
Fraud (35-43-5-4)	0	1	0	4
Fraud on Financial Institution (35-45-5-8)	0	0	0	0
Home Improvement Fraud (35-43-6-13)	0	0	0	0
Identity Deception (35-43-5-3.5)	0	0	0	0
Interference with Custody (35-42-3-4)	0	0	0	0
Interference with Reporting Crime (35-42-2-5)	1	0	1	1
Invasion of Privacy (35-46-1-15.1)	0	0	1	2
Manufacture of Paraphernalia (35-48-4-8.1)	0	0	0	0
Nonsupport of Child (35-46-1-5)	0	0	0	0
Nonsupport of Spouse (35-46-1-6)	0	0	0	0
Obscene Performance (35-49-3-1)	0	0	0	0
Obstructing Fireman (35-44-3-8)	0	0	0	0
Obstructing Traffic (35-42-2-4)	0	0	0	0
Obstruction of Justice (35-44-3-4)	0	0	0	0
Operating Vehicle After Lifetime Forfeiture (9-30-10-17)	0	0	0	0
Operating Vehicle While Intoxicated (9-30-5-4)	0	0	0	0
Operating Vehicle While Intoxicated with Prior (9-30-5-3)	0	0	0	0

LEVEL III (Cont.)**THE NUMBER OF OFFENSES**

	This Month		This Fiscal Year	
	Female	Male	Female	Male
Patronizing a Prostitute (35-45-4-3)	0	0	0	0
Perjury (35-44-2-1)	0	0	0	0
Possession of Cocaine or Narcotic Drug (35-48-4-6)	0	0	1	9
Possession/Use of Legend Drug (16-42-19-13)	1	0	1	2
Possession of Marijuana, Hash Oil, or Hashish (35-48-4-11)	0	2	0	6
Possession of Methamphetamines (35-48-4-6.1)	0	1	0	3
Possession of Paraphernalia (35-48-4-8.3)	0	1	0	1
Possession of a Syringe (16-42-19-18)	0	0	0	1
Professional Gambling (35-45-5-3)	0	0	0	0
Profiting from Adoption (35-46-1-9)	0	0	0	0
Promoting Professional Gambling (35-45-5-4)	0	0	0	0
Promoting Prostitution (35-45-4-4)	0	0	0	0
Prostitution (35-45-4-2)	0	0	0	0
Public Indecency (35-45-4-1)	0	1	1	6
Public Nudity (35-45-4-1.5)	0	0	0	1
Receiving Stolen Property (35-43-4-2)	0	4	2	41
Residential Entry (35-43-2-1.5)	0	1	2	22
Resisting Law Enforcement (35-44-3-3)	0	16	13	90
Rioting (35-45-1-2)	0	0	0	0
Sale, Possession, Use of Legend Drug (16-42-19-27)	0	0	0	0
Selling, Distributing, Exhibiting Obscene Material (35-49-3-1)	0	0	0	0
Stalking (35-45-10-5)	0	0	0	0
Theft (35-43-4-2)	4	11	33	225
Torture or Mutilation of Animal (35-46-3-12)	0	0	0	1
Trafficking with an Inmate (35-44-3-9)	0	0	0	0
Unauthorized Possession of Prescription Form (35-48-4-14)	0	0	0	0
Voyeurism (35-45-4-5)	0	0	0	0
Welfare Fraud (35-43-5-7)	0	0	0	0
Sub-Total	11	85	141	997

LEVEL IV

Accident/Failure to Stop (9-26-1-8)	0	1	0	8
Animal Cruelty (IC 35-46-3-12)	0	0	0	1
Assisting a Criminal (35-44-3-2)	0	0	0	0
Check Deception (35-43-5-5)	0	0	0	0
Common Nuisance, Legend Drug (16-42-19-27)	0	0	0	0
Common Nuisance, Visiting a Building (35-48-4-13)	0	1	0	2
Computer Trespassing (35-43-2-3)	0	0	0	0
Counterfeiting a Driver's License (9-24-18-7)	0	0	0	0
Counterfeiting Auto Registration (9-18-2-42)	0	0	0	0
Curfew Violation (31-37-2-5)	0	0	2	13
Deception (35-43-5-3)	0	0	0	0
Disorderly Conduct (35-45-1-3)	0	3	7	49
Dissemination of Material Harmful to Minor (35-49-3-3)	0	0	0	0
Driving While Intoxicated (9-11-2-3)	0	0	1	2
Driving with Suspended License (9-24-19-2)	0	0	0	0
Exploitation of Dependent/Endangered Adult (35-46-1-12)	0	0	0	0
Failure to Appear (35-44-3-6)	0	0	0	0
Failure to Disclose Recruitment (35-46-4-4)	0	0	0	0
Failure to Respond to Summons (35-44-3-6.5)	0	0	0	0
False Auto Registration (9-18-2-44)	0	0	0	0
False Informing (35-44-2-2)	0	2	4	12
Flag Desecration (35-45-1-4)	0	0	0	0

LEVEL IV (Cont.)

THE NUMBER OF OFFENSES

	This Month		This Fiscal Year	
	<u>Female</u>	<u>Male</u>	<u>Female</u>	<u>Male</u>
Glue Sniffing (35-46-6-2)	0	0	1	2
Habitual Disobedience of Parent, Guardian, or Custodian (Incorrigible) (31-37-2-4)	0	0	0	7
Harassment (35-45-2-2)	0	0	0	0
Home Improvement Fraud (35-43-6-12)	0	0	0	0
Illegal Consumption of Alcohol (7.1-5-7-7)	0	2	3	16
Illegal Possession of Alcohol (7.1-5-7-7)	0	2	3	10
Impairment of ID Number (35-43-7-4)	0	0	0	0
Incorrigible (11-10-2-10)	1	0	1	5
Interference with Custody (35-42-3-4)	0	0	0	0
Interfering with Law Enforcement Animal (35-46-3-11)	0	0	0	0
Invasion of Privacy (35-46-1-15.1)	0	0	0	0
Leaving Home w/o Permission of Parent, Guardian or Custodian (Runaway) (31-37-2-2)	0	2	11	31
Nitrous Oxide Distribution (35-46-6-3)	0	0	0	0
Obscene Performance (35-49-3-1)	0	0	0	0
Obstructing Medical Emergency (35-44-3-8.5)	0	0	0	0
Obstructing Traffic (35-42-2-4)	0	0	0	0
Operating Vehicle While Intoxicated (9-30-5-2)	0	0	0	2
Operating Vehicle While Intoxicated/Cntrld Sub (9-30-5-1)	0	0	0	1
Operating Vehicle w/o License (9-24-18-1)	0	3	3	24
Operating Vehicle w/o Proof of Financial (9-25-8-2)	0	0	0	0
Operating Vehicle w/o Registration/Plates (9-18-2-43)	0	0	0	0
Possession of Marijuana, Hash Oil, or Hashish (35-48-4-11)	0	5	4	66
Possession of Paraphernalia (35-48-4-8.3)	0	0	3	15
Possession of Substance Represented to be a Controlled Substance (35-48-4-4.6)	0	0	0	0
Possession, Purchase, Accepting Tobacco (35-46-1-10.5)	0	1	0	2
Probation Violation	2	29	18	378
Public Intoxication (7.1-5-1-3)	0	1	2	16
Receiving Unidentified Property (35-43-7-5)	0	0	0	0
Reckless Driving (9-21-8-52)	0	1	1	2
Refusal to Aid Officer (35-44-3-7)	0	0	0	0
Refusal to Identify Self (34-28-5-3.5)	0	0	0	1
Selling, Distributing, Exhibiting Obscene Material (35-49-3-1)	0	0	0	0
Tattooing a Minor (35-42-2-7)	0	0	0	0
Torture, Kill, Mutilate an Animal (35-46-3-12)	0	0	0	0
Unauthorized Possession of Prescription (35-48-4-14)	0	0	0	0
Unlawful Entry of Motor Vehicle (35-43-4-2.7)	0	0	0	10
Unlawful Gambling (35-45-5-2)	0	0	0	0
Unlawful Use of Railroad Right of Way (8-3-15-3)	0	0	0	0
Vending Machine Vandalism (35-43-4-7)	0	0	0	0
Violation of Compulsory School Attendance Law (Truancy) (31-37-2-3)	0	3	8	21
Violation Home Detention	0	0	0	1
Violation Suspended Commitment to DOC	0	3	0	30
Voyeurism (35-45-4-5)	0	0	0	0
Welfare Fraud (35-45-5-7)	0	0	0	0
Sub-Total	3	59	72	727
GRAND TOTAL NUMBER OF OFFENSES	15	172	252	2044

Source: SAS = mnthadm4_by_offense.pgm

Indiana Department of Correction
Table 13
The Number of Juvenile Offenders by Most Serious Offense
Committed to the Indiana Department of Correction

July 2011

MOST SERIOUS OFFENSE (Citation Code)	THE NUMBER OF JUVENILES			
	This Month		This Fiscal Year	
	Female	Male	Female	Male
LEVEL I				
Aggravated Battery (35-42-2-1.5)	0	1	1	2
Arson (35-43-1-1)	0	1	0	5
Battery (35-42-2-1)	0	3	13	26
Battery by Bodily Waste (35-42-2-6)	0	1	1	4
Burglary (35-43-2-1)	0	0	0	0
Carjacking (35-42-5-2)	0	0	0	1
Carrying Handgun w/o License (35-47-2-1)	0	1	0	17
Changing, Altering, Removing, Obliterating ID of Handgun (35-47-2-18)	0	0	0	2
Child Exploitation (35-42-4-4)	0	0	0	0
Child in Possession of Handgun (35-47-10-5)	0	3	1	6
Child Molesting (35-42-4-3)	0	4	0	40
Child Seduction (35-42-4-7)	0	0	0	0
Child Selling (35-46-1-4)	0	0	0	0
Child Solicitation (35-42-4-6)	0	0	0	0
Consumer Product Tampering (35-45-8-3)	0	0	0	0
Criminal Confinement (35-42-3-3)	0	0	2	2
Criminal Gang Intimidation (35-45-9-4)	0	0	0	0
Criminal Deviate Conduct (35-42-4-2)	0	0	0	0
Criminal Recklessness (35-42-2-2)	0	0	0	14
Dealing in a Sawed-Off Shotgun (35-47-5-4.1)	0	0	0	0
Distribution of a Destructive Device (IC 35-47.5-5-5)	0	0	0	1
Driving While Intoxicated Resulting in Death (9-30-5-5)	0	0	0	0
False, Altering Handgun License (35-47-2-22)	0	0	0	0
False Application for Handgun (35-47-2-8)	0	0	0	0
Feticide (35-42-1-6)	0	0	0	0
Handgun, False Information (35-47-2-17)	0	0	0	14
Incest (35-46-1-3)	0	0	0	0
Interference with Custody (35-42-3-4)	0	0	0	0
Intimidation (35-45-2-1)	0	0	1	5
Involuntary Manslaughter (35-42-1-4)	0	0	0	0
Kidnapping (35-42-3-2)	0	0	0	1
Murder (35-42-1-1)	0	0	0	1
Neglect of a Dependent (35-46-1-4)	0	0	0	0
Operation of a Machine Gun/Hurling a Bomb (35-47-5-9)	0	0	0	0
Overpass Mischief (35-42-2-5)	0	0	0	0
Pointing a Firearm (35-47-4-3)	0	0	0	1
Possession of Firearm on School Property (35-47-9-2)	0	0	0	0
Possession of a Machine Gun or Bomb (35-47-5-9)	0	0	0	0
Rape (35-42-4-1)	0	0	0	2
Reckless Homicide (35-42-1-5)	0	0	0	0
Resisting Law Enforcement (35-44-3-3)	0	0	0	1
Robbery (35-42-5-1)	0	2	0	28

LEVEL I (Cont.)

THE NUMBER OF JUVENILES

	This Month		This Fiscal Year	
	<u>Female</u>	<u>Male</u>	<u>Female</u>	<u>Male</u>
Sell, Manufacture, Possess, Purchase Explosive (35-47-5-1)	0	0	0	0
Sell, Transfer, HIV Blood (35-42-1-7)	0	0	0	0
Selling, Transferring, Giving Handgun to Under 18 (35-47-2-7)	0	0	0	0
Sexual Battery (35-42-4-8)	0	0	0	4
Sexual Misconduct (35-44-1-5)	0	0	0	0
Sexual Misconduct with a Minor (35-42-4-9)	0	0	0	0
Stalking (35-45-10-5)	0	0	0	0
Strangulation (35-42-2-9)	0	0	0	3
Unlawful Delivery of Confiscated Firearm (35-47-3-4)	0	0	0	0
Unlawful Use of Body Armor (35-47-5-13)	0	0	0	0
Unlawful Use of Stun Gun (35-47-8-5)	0	0	0	0
Vicarious Sexual Gratification (35-42-4-5)	0	0	0	0
Voluntary Manslaughter (35-42-1-3)	<u>0</u>	<u>0</u>	<u>0</u>	<u>0</u>
Sub-Total	0	16	19	180

LEVEL II

Assisting a Criminal (35-44-3-2)	0	1	0	1
Chinese Throwing Star (35-47-5-12)	0	0	0	0
Criminal Gang Activity (35-45-9-3)	0	0	0	1
Criminal Recklessness (35-42-2-2)	0	0	0	4
Dealing Anabolic Steroid (16-42-19-27)	0	0	0	0
Dealing in a Schedule I, II, or III Controlled Substance (35-48-4-2)	0	0	2	7
Dealing in a Schedule IV Controlled Substance (35-48-4-3)	0	0	2	1
Dealing in a Schedule V Controlled Substance (35-48-4-4)	0	0	0	0
Dealing in a Substance Represented to be a Controlled Substance (35-48-4-4.5)	0	0	0	1
Dealing in Cocaine or Narcotic Drug (35-48-4-1)	0	0	0	3
Dealing in Marijuana, Hash Oil, or Hashish (35-48-4-10)	0	0	1	3
Dealing Methamphetamine (35-48-4-1.1)	0	1	0	2
Delivery of Weapon to Intoxicated Person (35-47-4-1)	0	0	0	0
Escape (35-44-3-5)	0	0	0	4
Escape/Failure to Return to Lawful Detention (35-44-3-5)	0	3	1	7
Interference with Custody (35-42-3-4)	0	0	0	0
Intimidation (35-45-2-1)	1	1	4	16
Knife with Automatic Blade (35-47-5-2)	0	0	0	1
Loan Sharking (35-45-7-2)	0	0	0	0
Maintaining a Common Nuisance (35-48-4-13)	0	0	0	1
Manufacture, Distribution, Possession of a Substance Represented to be a Controlled Substance (35-48-4-4.6)	0	0	0	0
Neglect of a Dependent (35-46-1-4)	0	0	0	1
Possession of a Controlled Substance (35-48-4-7)	0	1	3	12
Possession of a Knife on School Property (35-47-5-2.5)	0	0	0	3
Poss precursors w/intent to manufacture etc. (35-48-4-14.5)	0	0	1	1
Promoting Prostitution (35-45-4-4)	0	0	0	0
Purchase, Possession or Sale of Stun Gun (35-47-8-5)	0	0	0	0
Resisting Law Enforcement (35-44-3-3)	0	1	1	18
Rioting with a Deadly Weapon (35-45-1-2)	0	0	0	0
Sale, Possession, Use of Legend Drug (16-42-19-27)	0	0	0	0
Sexual Misconduct with a Minor (35-42-4-9)	0	0	0	0
Stalking (35-45-10-5)	0	0	0	0
Trafficking with an Inmate (35-44-3-9)	0	0	0	0
Use of Stun Gun in Commission of a Crime (35-47-8-5)	<u>0</u>	<u>0</u>	<u>0</u>	<u>0</u>
Sub-Total	1	8	15	87

THE NUMBER OF JUVENILES

LEVEL III	This Month		This Fiscal Year	
	<u>Female</u>	<u>Male</u>	<u>Female</u>	<u>Male</u>
Accident/Failure to Stop (9-26-1-8)	0	0	0	0
Accident, Property Damage with Injury (9-26-1-8)	0	0	0	1
Altering or Damaging Computer (35-43-1-4)	0	0	0	0
Auto Theft, Receiving Stolen Parts (35-43-4-2.5)	0	1	6	18
Battery (35-42-2-1)	2	8	18	80
Bribery (35-44-1-1)	0	0	0	0
Burglary (35-43-2-1)	0	6	5	125
Check Deception (35-43-5-5)	0	0	0	0
Check Fraud (35-43-5-12)	0	0	0	0
Child Exploitation (35-42-4-4)	0	0	0	0
Controlled Substance Registration (35-48-4-14)	0	0	0	0
Conversion (35-43-4-3)	0	4	5	22
Criminal Mischief (35-43-1-2)	0	2	6	26
Criminal Recklessness (35-42-2-2)	0	0	0	1
Criminal Trespass (35-43-2-2)	0	3	2	21
Dealing in Altered Property (35-43-4-2.3)	0	0	0	0
Dealing in Marijuana, Hash Oil, or Hashish (35-48-4-10)	0	0	0	3
Dealing in Paraphernalia (35-48-4-8.5)	0	0	0	0
Distribution of Material Harmful to Minor (35-49-3-3)	0	0	0	0
Escape/Failure to Return to Lawful Detention (35-44-3-5)	1	3	17	20
Failure to Appear (35-44-3-6)	0	0	0	0
False Reporting (35-44-2-2)	0	0	0	0
Forgery (35-43-5-2)	0	0	0	3
Fraud (35-43-5-4)	0	0	0	3
Fraud on Financial Institution (35-45-5-8)	0	0	0	0
Home Improvement Fraud (35-43-6-13)	0	0	0	0
Identity Deception (35-43-5-3.5)	0	0	0	0
Interference with Custody (35-42-3-4)	0	0	0	0
Interference with Reporting Crime (35-45-2-5)	1	0	1	0
Invasion of Privacy (35-46-1-15.1)	0	0	0	1
Manufacture of Paraphernalia (35-48-4-8.1)	0	0	0	0
Nonsupport of Child (35-46-1-5)	0	0	0	0
Nonsupport of Spouse (35-46-1-6)	0	0	0	0
Obscene Performance (35-49-3-1)	0	0	0	0
Obstructing Fireman (35-44-3-8)	0	0	0	0
Obstructing Traffic (35-42-2-4)	0	0	0	0
Obstruction of Justice (35-44-3-4)	0	0	0	0
Operating Vehicle After Lifetime Forfeiture (9-30-10-17)	0	0	0	0
Operating Vehicle While Intoxicated (9-30-5-4)	0	0	0	0
Operating Vehicle While Intoxicated with Prior (9-30-5-3)	0	0	0	0

LEVEL III (Cont.)**THE NUMBER OF JUVENILES**

	This Month		This Fiscal Year	
	Female	Male	Female	Male
Patronizing a Prostitute (35-45-4-3)	0	0	0	0
Perjury (35-44-2-1)	0	0	0	0
Possession of Cocaine or Narcotic Drug (35-48-4-6)	0	0	1	6
Possession of Marijuana, Hash Oil, or Hashish (35-48-4-11)	0	0	0	3
Possession of Methamphetamine (35-48-4-6.1)	0	1	0	2
Possession of Paraphernalia (35-48-4-8.3)	0	0	0	1
Possession/Use of Legend Drug (16-42-19-13)	1	0	1	1
Professional Gambling (35-45-5-3)	0	0	0	0
Profiting from Adoption (35-46-1-9)	0	0	0	0
Promoting Professional Gambling (35-45-5-4)	0	0	0	0
Promoting Prostitution (35-45-4-4)	0	0	0	0
Prostitution (35-45-4-2)	0	0	0	0
Public Indecency (35-45-4-1)	0	1	1	1
Public Nudity (35-45-4-1.5)	0	0	0	1
Receiving Stolen Property (35-43-4-2)	0	2	2	23
Residential Entry (35-43-2-1.5)	0	0	1	15
Resisting Law Enforcement (35-44-3-3)	0	6	8	33
Rioting (35-45-1-2)	0	0	0	0
Sale, Possession, Use of Legend Drug (16-42-19-27)	0	0	0	2
Selling, Distributing, Exhibiting Obscene Material (35-49-3-1)	0	0	0	0
Stalking (35-45-10-5)	0	0	0	0
Theft (35-43-4-2)	3	6	22	108
Trafficking with an Inmate (35-44-3-9)	0	0	0	0
Unauthorized Possession of Prescription Form (35-48-4-14)	0	0	0	0
Voyeurism (35-45-4-5)	0	0	0	0
Welfare Fraud (35-43-5-7)	0	0	0	0
Sub-Total	8	43	96	520

LEVEL IV

Accident/Failure to Stop (9-26-1-8)	0	0	0	2
Assisting a Criminal (35-44-3-2)	0	0	0	0
Check Deception (35-43-5-5)	0	0	0	0
Common Nuisance, Legend Drug (16-42-19-27)	0	0	0	0
Common Nuisance, Visiting a Building (35-48-4-13)	0	0	0	1
Computer Trespassing (35-43-2-3)	0	0	0	0
Counterfeiting a Driver's License (9-24-18-7)	0	0	0	0
Counterfeiting Auto Registration (9-18-2-42)	0	0	0	0
Curfew Violation (31-37-2-5)	0	0	0	3
Deception (35-43-5-3)	0	0	0	0
Disorderly Conduct (35-45-1-3)	0	3	5	18
Dissemination of Material Harmful to Minor (35-49-3-3)	0	0	0	0
Driving with Suspended License (9-24-19-2)	0	0	0	0
Exploitation of Dependent/Endangered Adult (35-46-1-12)	0	0	0	0
Failure to Appear (35-44-3-6)	0	0	0	0
Failure to Disclose Recruitment (35-46-4-4)	0	0	0	0
Failure to Respond to Summons (35-44-3-6.5)	0	0	0	0
False Auto Registration (9-18-2-44)	0	0	0	0
False Informing (35-44-2-2)	0	0	1	3
Flag Desecration (35-45-1-4)	0	0	0	0

LEVEL IV (Cont.)

THE NUMBER OF JUVENILES

	This Month		This Fiscal Year	
	<u>Female</u>	<u>Male</u>	<u>Female</u>	<u>Male</u>
Glue Sniffing (35-46-6-2)	0	0	0	1
Habitual Disobedience of Parent, Guardian, or Custodian (Incorrigible) (31-37-2-4)	0	0	0	1
Harassment (35-45-2-2)	0	0	0	0
Home Improvement Fraud (35-43-6-12)	0	0	0	0
Illegal Consumption of Alcohol (7.1-5-7-7)	0	0	0	0
Illegal Possession of Alcohol (7.1-5-7-7)	0	0	0	0
Impairment of ID Number (35-43-7-4)	0	0	0	0
Interference with Custody (35-42-3-4)	0	0	0	0
Interfering with Law Enforcement Animal (35-46-3-11)	0	0	0	0
Invasion of Privacy (35-46-1-15.1)	0	0	0	0
Leaving Home w/o Permission of Parent, Guardian or Custodian (Runaway) (31-37-2-2)	0	0	6	4
Nitrous Oxide Distribution (35-46-6-3)	0	0	0	0
Obscene Performance (35-49-3-1)	0	0	0	0
Obstructing Medical Emergency (35-44-3-8.5)	0	0	0	0
Obstructing Traffic (35-42-2-4)	0	0	0	0
Operating Vehicle While Intoxicated (9-30-5-2)	0	0	0	1
Operating Vehicle While Intoxicated/Cntrl'd Sub (9-30-5-1)	0	0	0	0
Operating Vehicle w/o License (9-24-18-1)	0	0	0	3
Operating Vehicle w/o Proof of Financial (9-25-8-2)	0	0	0	0
Operating Vehicle w/o Registration/Plates (9-18-2-43)	0	0	0	0
Possession of Marijuana,Hash Oil, or Hashish (35-48-4-11)	0	1	1	32
Possession of Paraphernalia (35-48-4-8.3)	0	0	0	0
Possession of Substance Represented to be a Controlled Substance (35-48-4-4.6)	0	0	0	0
Possession, Purchase, Accepting Tobacco (35-46-1-10.5)	0	0	0	0
Probation Violation	1	0	5	16
Public Intoxication (7.1-5-1-3)	0	0	0	3
Receiving Unidentified Property (35-43-7-5)	0	0	0	0
Reckless Driving (9-21-8-52)	0	0	1	0
Refusal to Aid Officer (35-44-3-7)	0	0	0	0
Selling,Distributing,Exhibiting Obscene Material (35-49-3-1)	0	0	0	0
Torture, Kill, Mutilate an Animal (35-46-3-12)	0	0	0	0
Unauthorized Possession of Prescription (35-48-4-14)	0	0	0	0
Unlawful Entry of Motor Vehicle (35-43-4-2.7)	0	0	0	3
Unlawful Gambling (35-45-5-2)	0	0	0	0
Unlawful Use of Railroad Right of Way (8-3-15-3)	0	0	0	0
Vending Machine Vandalism (35-43-4-7)	0	0	0	0
Violation of Compulsory School Attendance Law (Truancy) (31-37-2-3)	0	0	6	8
Violation Home Detention	0	0	0	0
Violation Suspended Commitment to DOC	0	0	0	5
Voyeurism (35-45-4-5)	0	0	0	0
Welfare Fraud (35-45-5-7)	0	0	0	0
NO SENTENCE DATA	<u>0</u>	<u>0</u>	<u>0</u>	<u>0</u>
Sub-Total	1	4	25	104
GRAND TOTAL NUMBER OF JUVENILES	10	71	155	891

Source: SAS - mnthadm4.mso

Indiana Department of Correction
Table 14
Juvenile Female New Commitments

<u>Month</u>	<u>2007</u>	<u>2008</u>	<u>2009</u>	<u>2010</u>	<u>2011</u>
January	21	11	9	16	15
February	14	6	16	22	15
March	13	6	17	18	18
April	19	15	29	13	10
May	13	9	17	13	9
June	15	10	18	9	23
July	15	11	13	11	10
August	21	14	14	5	
September	20	9	8	13	
October	18	13	5	13	
November	21	13	14	13	
December	<u>9</u>	<u>17</u>	<u>25</u>	<u>7</u>	
TOTALS	199	134	185	153	100

Source:
SAS - mnthadm4.pgm

Indiana Department of Correction

Graph G

Average Daily Juvenile Female Offender Populations
Calendar Year 2011



Indiana Department of Correction
Table 15
Juvenile Male New Commitments

<u>Month</u>	<u>2007</u>	<u>2008</u>	<u>2009</u>	<u>2010</u>	<u>2011</u>
January	78	58	57	88	69
February	71	85	82	71	62
March	94	81	76	77	90
April	71	66	102	60	72
May	86	65	73	71	64
June	83	79	82	67	64
July	55	84	86	53	71
August	76	65	63	74	
September	69	65	75	61	
October	80	113	54	73	
November	76	71	75	85	
December	<u>63</u>	<u>97</u>	<u>74</u>	<u>75</u>	
TOTALS	902	929	899	855	492

Source:
SAS - mnthadm4.pgm

Indiana Department of Correction

Graph H

Average Daily Juvenile Male Offender Populations
Calendar Year 2011



**Indiana Department of Correction
Indiana Government Center South, Room E334
302 W. Washington Street
Indianapolis, IN 46204**

**Prepared by:
Angela Mullin-Jackson, Research Analyst
(317) 233-4764
amullinjackson@idoc.in.gov**

This report and previous reports may be found at:

<http://www.in.gov/idoc/2376.htm>



**As the model of public safety, the
Indiana Department of Correction
returns productive citizens to our
communities and supports a culture of
inspiration, collaboration, and
achievement.**

