

Indiana Department of Correction

Division of Research & Planning



Offender Population Statistical Report - July 2010 -

Edwin G. Buss, Commissioner

**Indiana Department of Correction
Indiana Government Center South, Room E334
302 W. Washington Street
Indianapolis, IN 46204**

**Prepared by:
Sarah Schelle, Research Analyst
(317) 233-4764
sschelle@idoc.in.gov**

This report and previous reports may be found at:

<http://www.in.gov/idoc/2376.htm>



Indiana Department of Correction Population Summary

- There were 25,934 adult male offenders (including 1,810 county jail “back-ups” and 59 in contracted beds) on August 1, 2010. This population is 1% below operational bed capacity for general population.

- There were 2,545 adult female offenders (including 68 county jail “back-ups” and 63 in contracted beds) on August 1, 2010. This population is 4% below the operational bed capacity.

- There were 589 juvenile male offenders in the Department’s facilities on August 1, 2010. This population is 22% below the operational bed capacity.

- There were 77 juvenile female offenders in the Department’s facilities on August 1, 2010. This population is 52% below the operational bed capacity.

- There were 9,443 adult males on parole in Indiana (9,061 Indiana parolees and 382 other jurisdiction parolees) on August 1, 2010.

- There were 1,192 adult females on parole in Indiana (1,151 Indiana parolees and 41 other jurisdiction parolees) on August 1, 2010.

- There were 141 juvenile males on parole in Indiana (133 Indiana parolees and 8 other jurisdiction parolees) on August 1, 2010.

- There were 27 juvenile females on parole in Indiana (26 Indiana parolees and 1 other jurisdiction parolees) on August 1, 2010.

Definitions

For the purpose of this report, the following definitions apply:

Admission – The means by which an offender enters the custody or jurisdiction of the Indiana Department of Correction. For this report, with the exception of the return of an escapee, this does not include a return from a temporary absence.

Average Daily Population – The sum of the daily beginning counts for a month, divided by that month's number of daily beginning counts.

Beginning Count – The number of offenders physically present at the beginning of the day (ie, 0000:01 hours).

Class A Felony – An offense whereby a person convicted of this felony shall be imprisoned for a fixed term of thirty years, with not more than twenty years added for aggravating circumstances, or not more than ten years subtracted for mitigating circumstances.

Class B Felony – An offense whereby a person convicted of this felony shall be imprisoned for a fixed term of ten years, with not more than ten years added for aggravating circumstances, or not more than four years subtracted for mitigating circumstances.

Class C Felony – An offense whereby a person convicted of this felony shall be imprisoned for a fixed term of four years, with not more than four years added for aggravating circumstances, or not more than two years subtracted for mitigating circumstances.

Class D Felony – An offense whereby a person convicted of this felony shall be imprisoned for a fixed term of one and one-half years, with not more than one and one-half years added for aggravating circumstances, or not more than one year subtracted for mitigating circumstances.

County Jail "Back-ups" (Jail Bed Count) – Those offenders who have been committed to the Indiana Department of Correction, but are housed in a county jail until they can be transferred to a Department of Correction intake facility. The county receives \$35.00 per day, per offender, to house these offenders.

Ending Count – The number of offenders physically present at the end of the day (ie, 2400:00 hours).

Felon – A person convicted in any jurisdiction who might have been imprisoned for more than one year.

Level 1 Security Classification – Minimum security level. Facilities which are designated as Level 1 have the least restrictive security measures in place.

Level 2 Security Classification – Medium security level. Facilities which are designated as Level 2 have a moderate degree of security measures in place.

Level 3 Security Classification – Maximum security level. Facilities which are designated as Level 3 have very restrictive security measures in place.

Misdemeanant – A person convicted in any jurisdiction who might have been imprisoned for not more than one year.

Murder - An offense whereby a person convicted of this felony shall be imprisoned for a fixed term of fifty-five years, with not more than ten years added for aggravating circumstances, or not more than ten years subtracted for mitigating circumstances.

Operational Capacity – The total bed capacity of the facility. The capacity of a facility is the number of beds authorized for safe and efficient operation of the facility.

Pre-Dispositional – An individual ordered by the Court to the Indiana Department of Correction for evaluation prior to sentencing.

Release – The means by which an offender leaves the custody or jurisdiction of the Indiana Department of Correction. For this report, with the exception of an escape, this does not include a temporary absence.

Safekeeper – An individual whom the Court has determined to be in imminent danger of serious bodily injury or death, or who represents a substantial threat to the safety of others, and whom the Court has ordered to the Indiana Department of Correction for custody and security control.

Secure Confinement Units – Denotes maximum control with the most restrictive security measures in place.

Vacancy – The number of beds available for assignment.

Indiana Department of Correction

Human Resource Report

Total Active Staff*

June 30, 2010

ADULT FACILITIES

Facility	Total Staff*	Custody Staff	Non-Custody	Vacancies	Hires - Rehires	Retired - Terminated	Intra-Agency		Contract/Vendor	
							In	Out	Aramark	Health
Branchville Correctional Facility	275	179	96	31		5			10	36
Chain O'Lakes Correctional Facility	33	22	11	2					5	2
Correctional Industrial Facility	364	277	87	35	1	1	1		16	25
Edinburgh Correctional Facility	61	43	18	10		1	2		4	1
Henryville Correctional Facility	40	31	9	3					2	1
Indiana State Prison/Lakeside	534	398	136	85	11	21	1	1	21	68
Indiana Women's Prison/Indianapolis Women's Re-Entry	189	132	57	10		7			4	24
Indianapolis Men's Comm. Re-Entry	24	20	4	6					4	3
Indianapolis Re-Entry Educational Fac.	117	60	57	25		2	1		3	15
Madison Correctional Facility	124	76	48	20		3			8	7
Miami Correctional Facility	538	398	140	48	8	13		1	29	47
New Castle Correctional Facility****	469	397	72	14		2			20	57
Pendleton Correctional Facility	472	343	129	63	3	9			19	31
Plainfield Correctional Facility	388	276	112	45		8			19	36
Putnamville Correctional Facility	494	363	131	54	6	16			31	41
Reception-Diagnostic Center	225	174	49	19	1	1	1		9	27
Rockville Correctional Facility	251	168	83	28		1	1		28	32
South Bend Comm. Re-Entry Center	26	16	10	1					4	2
STOP	26	9	17	7					0	0
Wabash Valley Correctional Facility	610	472	138	68	6	8			31	56
Westville Correctional Facility	750	545	205	94	17	33			33	52
Total	6,008	4,399	1,609	668	53	131	7	2	300	563

JUVENILE FACILITIES

Facility	Total Staff*	Custody Staff	Non-Custody	Vacancies	Hires - Rehires	Retired - Terminated	Intra-Agency		Contract/Vendor	
							In	Out	Aramark	Health
Camp Summit	45	32	13	14		2	3		4	1
Madison Juvenile Correctional	84	64	20	27	5	2	2	4	0	13
North Central/Logansport Intake	180	109	71	12	1				0	17
Northeast Juvenile Correctional	1	0	1	0		1			0	0
Pendleton Juvenile Correctional	277	187	90	31	4	6			10	13
South Bend Juvenile Correctional	85	52	33	8	1	3			6	4
Total	672	444	228	92	11	14	5	4	20	48

Central Office**	Total	456	152	304	57	2	5	1	0	0
------------------	--------------	------------	------------	------------	-----------	----------	----------	----------	----------	----------

STATE EMPLOYEE TOTAL	6,669	4,598	2,069	803	66	148	13	6	0	0
CONTRACT EMPLOYEE TOTAL	1,400	397	1,003	14	0	2	0	0	320	611
GRAND TOTAL	8,069	4,995	3,072	817	66	150	13	6	320	611

* Total Active Staff does not include those on disability, suspension, or leave with pay.

** Includes Technology Services Division, PEN Products, Staff Development and Training, and the Parole Division (counted as Custody Staff)

**** New Castle Correctional Facility is a privately contracted institution that does not employ State Employees.

Note: Total staff, custody staff, non-custody staff, and vacancy data are as of the end of the month.

Hires and re-hires, retirements and terminations, intra-agency transfer in and transfer out are the total number of actions for the month.

Source: DOC Human Resource



Offender Statistics



Indiana Department of Correction
Table 1
Offender Population & Vacancy Numbers, by Facility Security Level
August 1, 2010

LEVEL 1

	Adult Male				
	July Ending Count	General Population Vacancies	Down Beds	Held Beds	Segregation Infirmery Vacancies
Chain O'Lakes Correctional Facility	147	7	0	0	0
Edinburgh Correctional Facility	308	11	0	1	0
Henryville Correctional Facility	197	3	0	0	0
Indiana State Prison Minimum Unit	290	93	0	2	0
Indianapolis Men's Community Re-Entry Facility	120	15	0	9	0
Miami Correctional Facility	195	9	0	0	0
New Castle Level One (Contracted Beds)	200	4	0	0	0
Pendleton Correctional Facility	199	21	0	0	0
Re-Entry Educational Facility	383	0	92	113	0
South Bend Community Re-Entry Facility	108	0	0	0	0
Wabash Valley Correctional Facility	187	11	0	0	0
Westville Correctional Facility	<u>310</u>	<u>70</u>	<u>0</u>	<u>1</u>	<u>0</u>
Total	2,644	244	92	126	0

Adult Female					
Indianapolis Women's Community Re-Entry Facility	92	0	0	4	0
Madison Correctional Facility	511	42	0	23	0
Jefferson Co. Re-Entry	<u>17</u>	<u>0</u>	<u>0</u>	<u>3</u>	<u>0</u>
Total	620	42	0	30	0

LEVEL 2

Adult Male					
Branchville Correctional Facility	1,416	10	0	7	4
Correctional Industrial Facility	1,457	11	0	1	3
Miami Correctional Facility	2,936	17	0	9	22
New Castle Correctional Facility (Contracted Beds)	2,211	22	0	13	25
Plainfield Correctional Facility	1,656	0	0	3	13
Putnamville Correctional Facility	2,591	11	1	1	0
Westville Correctional Facility	<u>2,812</u>	<u>70</u>	<u>13</u>	<u>20</u>	<u>15</u>
Total	15,079	141	14	54	82

Adult Female					
Rockville Correctional Facility	1,201	64	0	21	3

Table 1 (Cont.)

LEVEL 3

	Adult Male				
--	-------------------	--	--	--	--

	July Ending Count	General Population Vacancies	Down Beds	Held Beds	Segregation Infirmary Vacancies
Indiana State Prison	1,872	6	89	40	42
New Castle Psychiatric Unit (Contracted Beds)	111	0	2	15	0
Pendleton Correctional Facility	1,690	5	3	12	5
Reception-Diagnostic Center	646	0	11	38	0
Wabash Valley Correctional Facility	<u>1,706</u>	<u>28</u>	<u>4</u>	<u>49</u>	<u>11</u>
Total	6,025	39	109	154	58

	Adult Female				
--	---------------------	--	--	--	--

Indiana Women's Prison	593	14	0	23	1
------------------------	-----	----	---	----	---

SECURE CONFINEMENT UNITS

	Adult Male				
--	-------------------	--	--	--	--

Wabash Valley Correctional Facility	167	0	2	1	46
Westville Control Unit	<u>150</u>	<u>0</u>	<u>5</u>	<u>1</u>	<u>9</u>
Total	317	0	7	2	55

JAIL BED COUNT

Adult Male	1,810	N/A	N/A	N/A	N/A
Adult Female	<u>68</u>	N/A	N/A	N/A	N/A
Total	1,878				

CONTRACTED BEDS

	Adult Male				
--	-------------------	--	--	--	--

Marion Co. Re-Entry	50	20	0	0	0
Volunteers of America - Evansville	<u>9</u>	<u>2</u>	<u>0</u>	<u>0</u>	<u>0</u>
Total	59	22	0	0	0

	Adult Female				
--	---------------------	--	--	--	--

Craine House	3	0	0	0	0
Volunteers of America - Evansville	8	1	0	0	0
Volunteers of America - Marion County	<u>52</u>	<u>2</u>	<u>0</u>	<u>0</u>	<u>0</u>
Total	63	3	0	0	0

Table 1 (Cont.)

JUVENILE OFFENDERS

Juvenile Male					
	July Ending Count	General Population Vacancies	Down Beds	Held Beds	Segregation Infirmary Vacancies
Camp Summit	76	5	0	9	1
Logansport Juvenile Intake/Diagnostic Facility	40	0	0	44	8
North Central Juvenile Correctional Facility	129	21	0	1	9
Pendleton Juvenile Correctional Facility	257	102	0	18	14
South Bend Juvenile Correctional Facility	<u>87</u>	<u>38</u>	<u>0</u>	<u>3</u>	<u>5</u>
Total	589	166	0	75	37

Juvenile Female					
Madison Juvenile Correctional Facility	77	85	0	0	16

TOTALS

	July Ending Count	General Population Vacancies	Down Beds	Held Beds	Segregation Infirmary Vacancies
GRAND TOTAL FOR ALL ADULT MALES (Includes Jail Bed Count and Contracted Beds)	25,934	446	222	336	195
TOTAL FOR ADULT MALES IN DEPARTMENT FACILITIES ONLY	24,065	424	222	336	195
GRAND TOTAL FOR ALL ADULT FEMALES (Includes Jail Bed Count and Contracted Beds)	2,545	123	0	74	4
TOTAL FOR ADULT FEMALES IN DEPARTMENT FACILITIES ONLY	2,414	120	0	74	4
TOTAL FOR JUVENILE MALES	589	166	0	75	37
TOTAL FOR JUVENILE FEMALES	77	85	0	0	16
GRAND TOTAL FOR THE DEPARTMENT (Includes Jail Bed Count and Contracted Beds)	29,145	820	222	485	252
GRAND TOTAL FOR THE DEPARTMENT (Excludes Jail Bed Count and Contracted Beds)	27,145	795	222	485	252

* Other Vacancies: Includes Segregation and Infirmary beds, beds being held for transitioned offenders.

Sources: Planning Division Facility Body Count Report
 Planning Division Juvenile Daily Count Report
 Operational Support Services - Jail Bed Count Report
 Operational Support Services - Vacancy Report

Indiana Department of Correction
Table 2
Operational Capacity Compared to Population, by Facility
August 1, 2010

LEVEL 1

Adult Male

	June Operational Capacity	July Operational Capacity	July Adjusted Operational Capacity*	July Ending Count	Percent +/- Capacity
Chain O'Lakes Correctional Facility	154	154	154	147	-5%
Edinburgh Correctional Facility	320	320	319	308	-3%
Henryville Correctional Facility	200	200	200	197	-2%
Indiana State Prison Minimum Unit	385	385	383	290	-24%
Indianapolis Men's Community Re-Entry Facility	144	144	135	120	-11%
Miami Correctional Facility	204	204	204	195	-4%
New Castle Level One (Contracted Beds)	204	204	204	200	-2%
Pendleton Correctional Facility	220	220	220	199	-10%
Re-Entry Educational	588	588	383	383	0%
South Bend Community Re-Entry Facility	108	108	108	108	0%
Wabash Valley Correctional Facility	198	198	198	187	-6%
Westville Correctional Facility	<u>381</u>	<u>381</u>	<u>380</u>	<u>310</u>	<u>-18%</u>
Total	3,106	3,106	2,888	2,644	-8%

Adult Female

Indianapolis Women's Community Re-Entry Facility	96	96	92	92	0%
Madison Correctional Facility	576	576	553	511	-8%
Jefferson Co. Re-Entry	<u>20</u>	<u>20</u>	<u>17</u>	<u>17</u>	<u>0%</u>
Total	692	692	662	620	-6%

LEVEL 2

Adult Male

Branchville Correctional Facility	1,437	1,437	1,426	1,416	-1%
Correctional Industrial Facility	1,472	1,472	1,468	1,457	-1%
Miami Correctional Facility	2,984	2,984	2,953	2,936	-1%
New Castle Correctional Facility (Contracted Beds)	2,271	2,271	2,233	2,211	-1%
Plainfield Correctional Facility	1,672	1,672	1,656	1,656	0%
Putnamville Correctional Facility	2,604	2,604	2,602	2,591	0%
Westville Correctional Facility	<u>2,930</u>	<u>2,930</u>	<u>2,882</u>	<u>2,812</u>	<u>-2%</u>
Total	15,370	15,370	15,220	15,079	-1%

Adult Female

Rockville Correctional Facility	1,289	1,289	1,265	1,201	-5%
---------------------------------	-------	-------	-------	-------	-----

Table 2 (Cont.)

LEVEL 3

Adult Male

	June Operational Capacity	July Operational Capacity	July Adjusted Operational Capacity*	July Ending Count	Percent +/- Capacity
Indiana State Prison	2,048	2,048	1,877	1,872	0%
New Castle Psychiatric Unit (Contracted Beds)	128	128	111	111	0%
Pendleton Correctional Facility	1,715	1,715	1,695	1,690	0%
Reception-Diagnostic Center	695	695	646	646	0%
Wabash Valley Correctional Facility	<u>1,798</u>	<u>1,798</u>	<u>1,734</u>	<u>1,706</u>	<u>-2%</u>
Total	6,384	6,384	6,063	6,025	-1%

Adult Female

Indiana Women's Prison	631	631	607	593	-2%
------------------------	-----	-----	-----	-----	-----

SECURE CONFINEMENT UNITS

Adult Male

Wabash Valley Correctional Facility	216	216	167	167	0%
Westville Control Unit	<u>165</u>	<u>165</u>	<u>150</u>	<u>150</u>	<u>0%</u>
Total	381	381	317	317	0%

JAIL BED COUNT

Adult Male	1,568	1,568	1,568	1,810	15%
Adult Female	<u>53</u>	<u>53</u>	<u>53</u>	<u>68</u>	<u>28%</u>
Total	1,621	1,621	1,621	1,878	16%

CONTRACTED BEDS

Adult Male

Marion Co. Re-Entry	70	70	70	50	-29%
Volunteers of America - Evansville	<u>11</u>	<u>11</u>	<u>11</u>	<u>9</u>	<u>-18%</u>
Total	81	81	81	59	-27%

Adult Female

Craine House	3	3	3	3	0%
Volunteers of America - Evansville	9	9	9	8	-11%
Volunteers of America - Marion County	<u>54</u>	<u>54</u>	<u>54</u>	<u>52</u>	<u>-4%</u>
Total	66	66	66	63	-5%

Table 2 (Cont.)

JUVENILE OFFENDERS

Juvenile Male

	June Operational Capacity	July Operational Capacity	July Adjusted Operational Capacity*	July Ending Count	Percent +/- Capacity
Camp Summit	91	91	81	76	-6%
Logansport Juvenile Intake/Diagnostic Facility	92	92	40	40	0%
North Central Juvenile Correctional Facility	160	160	150	129	-14%
Pendleton Juvenile Correctional Facility	391	391	359	257	-28%
South Bend Juvenile Correctional Facility	<u>133</u>	<u>133</u>	<u>125</u>	<u>87</u>	<u>-30%</u>
Total	867	867	755	589	-22%

Juvenile Female

Madison Juvenile Correctional Facility	178	178	162	77	-52%
----------------------------------------	-----	-----	-----	----	------

TOTALS

	June Operational Capacity	July Operational Capacity	July Adjusted Operational Capacity*	July Ending Count	Percent +/- Capacity
GRAND TOTAL FOR ALL ADULT MALES (Includes Jail Bed Count* and Contracted Beds)	26,891	26,890	26,137	25,934	-1%
TOTAL FOR ADULT MALES IN DOC FACILITIES ONLY	25,242	25,241	24,488	24,065	-2%
GRAND TOTAL FOR ALL ADULT FEMALES (Includes Jail Bed Count* and Contracted Beds)	2,683	2,731	2,653	2,545	-4%
TOTAL FOR ADULT FEMALES IN DOC FACILITIES ONLY	2,564	2,612	2,534	2,414	-5%
TOTAL FOR JUVENILE MALES	973	867	755	589	-22%
TOTAL FOR JUVENILE FEMALES	178	178	162	77	-52%
GRAND TOTAL FOR THE DEPARTMENT (Includes Jail Bed Count* and Contracted Beds)	30,725	30,666	29,707	29,145	-2%
GRAND TOTAL FOR THE DEPARTMENT (Excludes Jail Bed Count and Contracted Beds)	28,957	28,898	27,939	27,145	-3%

Includes Jail Bed Count* - Jail Bed Operational Capacity is determined by each county's availability and has the likelihood to fluctuate from month to month.

*Adjusted Monthly Total Excludes Down, Held, and Segregation/Infirmary Hold Beds and exclude Intake Beds

Sources: Planning Division Facility Body Count Report
 Planning Division Juvenile Daily Count Report
 Operational Support Services - Jail Bed Count Report
 Operational Support Services - Vacancy Report

Indiana Department of Correction

Table 3

Facility Population on the First Day of Each Month (Excludes County Jail "Back-ups" & Contracted Beds)

<u>2009</u>	Adult	Adult	Juvenile	Juvenile	Total
	Male	Female	Male	Female	
January	23,469	2,245	834	123	26,671
February	23,542	2,188	802	131	26,663
March	23,682	2,213	823	132	26,850
April	23,945	2,254	821	137	27,157
May	23,925	2,283	830	157	27,195
June	24,133	2,305	815	154	27,407
July	24,232	2,306	792	160	27,490
August	24,177	2,271	789	135	27,372
September	24,134	2,248	738	113	27,233
October	24,111	2,300	730	100	27,241
November	24,079	2,295	692	94	27,160
December	23,916	2,244	689	88	26,937

<u>2010</u>	Adult	Adult	Juvenile	Juvenile	Total
	Male	Female	Male	Female	
January	23,910	2,261	689	89	26,949
February	23,843	2,230	703	97	26,873
March	23,944	2,293	687	105	27,029
April	23,988	2,375	667	108	27,138
May	23,981	2,342	652	103	27,078
June	24,033	2,355	644	99	27,131
July	24,124	2,439	630	78	27,271
August	24,065	2,414	589	77	27,145
September					
October					
November					
December					

Sources: Planning Division Facility Body Count Report
 Planning Division Juvenile Daily Count Report

Indiana Department of Correction
Table 4
Parole Caseload on August 1, 2010

<u>Parole District</u>	Indiana Parolees				Other Jurisdiction				<u>Total</u>
	<u>Adult Male</u>	<u>Adult Female</u>	<u>Juvenile Male</u>	<u>Juvenile Female</u>	<u>Adult Male</u>	<u>Adult Female</u>	<u>Juvenile Male</u>	<u>Juvenile Female</u>	
<i>Central Office (PD0) *</i>	481	45	5	0	382	41	8	1	963
	District Supervision Breakdown as follows:								
Re-Entry Parole (PD1)	585	71	25	2	22	2	0	0	707
Fort Wayne (PD2)	1,184	173	34	2	47	3	0	1	1,444
Indianapolis (PD3)	2,461	315	2	1	70	6	0	0	2,855
Evansville (P4A)	570	81	1	1	36	5	0	0	694
Terre Haute (P4B)	588	64	16	3	15	3	1	0	690
Bloomington (PD5)	782	102	6	2	75	6	1	0	974
Gary (PD6)	829	60	12	1	39	3	1	0	945
New Castle (PD7)	939	134	14	3	52	7	0	0	1,149
South Bend (PD8)	1,123	151	23	11	26	6	2	0	1,342
Indianapolis West (PD9)	0	0	0	0	0	0	0	0	0
Total	9,542	1,196	138	26	382	41	5	1	11,331

Total Parole Population on the First Day of Each Month

<u>Calendar Year 2010</u>	Indiana Parolees				Other Jurisdiction				<u>Total</u>
	<u>Adult Male</u>	<u>Adult Female</u>	<u>Juvenile Male</u>	<u>Juvenile Female</u>	<u>Adult Male</u>	<u>Adult Female</u>	<u>Juvenile Male</u>	<u>Juvenile Female</u>	
January	9,254	1,213	96	15	420	44	11	3	11,056
February	9,397	1,241	119	19	419	42	9	2	11,248
March	9,391	1,264	122	20	408	42	10	1	11,258
April	9,377	1,236	144	20	404	42	11	1	11,235
May	9,462	1,227	145	22	401	42	9	1	11,309
June	9,460	1,232	150	24	401	42	8	1	11,318
July	9,493	1,222	136	28	459	52	8	1	11,399
August	9,542	1,196	138	26	382	41	5	1	11,331
September									
October									
November									
December									

* Includes Indiana parolees who are serving their parole in another state, as well as offenders from other States being supervised in Indiana (Interstate Compact)

Sources: Juvenile Services
Parole Division
SAS - juvparl2.pgm



Adult Offender Statistics



Indiana Department of Correction
Table 5
Monthly Admissions and Releases - Adult Offenders
(Includes County Jail "Back-ups" & Contracted Beds)

July 2010

ADMISSIONS	Male	Female
New Commitments	853	207
Parole Violators - New Commits	48	7
Parole Violators - Technical	83	8
Unsentenced (Safekeepers)	5	0
Return from Escape - Secure Facility	0	0
Return from Escape - Non-Secure Facility	2	1
Return from Escape - CTP Absconds	0	0
Probation Violators - New Commits	73	27
Probation Violators - Technical	143	10
Return from CTP - New Commits	2	0
Return from CTP - Technical	4	1
TOTAL ADMISSIONS	1,213	261
 RELEASES		
Parole	716	96
CTP to Parole	61	8
Probation	479	88
CTP to Probation	36	10
Escape - Secure Facility	0	0
Walk-Away - Non-Secure Facility	8	2
Discharged	155	55
Unsentenced Discharged	0	0
Other (i.e. Death)	7	0
Community Transition Program (CTP)	171	31
CTP Absconds	0	0
TOTAL RELEASES	1,633	290

Of the 853 new commitments of male felons, 430 (50%) had a prior commitment.

Of the 207 new commitments of female felons, 68 (33%) had a prior commitment.

Effective July 1, 1999, misdemeanants are to be committed to DOC only under special circumstances (IC 11-12-6)

Sources: SAS - prsadm7.pgm, SAS = prisrel6.pgm

Indiana Department of Correction
Table 6
The Number of Department of Correction Offenders
Held in County Jails

August 3, 2010

<u>County</u>	<u>Adult Male</u>	<u>Adult Female</u>	<u>County</u>	<u>Adult Male</u>	<u>Adult Female</u>	<u>County</u>	<u>Adult Male</u>	<u>Adult Female</u>
Adams	2	0	Hendricks	46	3	Pike	28	0
Allen	43	0	Henry*	42	0	Porter	36	0
Bartholomew	11	0	Howard	6	0	Posey	14	1
Benton	0	0	Huntington	5	3	Pulaski*	47	0
Blackford*	18	0	Jackson	54	1	Putnam*	64	0
Boone	8	1	Jasper	1	1	Randolph	24	0
Brown	8	0	Jay	7	0	Ripley	25	0
Carroll	4	1	Jefferson	1	0	Rush	7	0
Cass	7	1	Jennings	6	1	St. Joseph	24	3
Clark	71	0	Johnson	2	3	Scott	3	0
Clay	18	0	Knox*	37	0	Shelby	16	1
Clinton	46	2	Kosciusko	1	0	Spencer*	15	0
Crawford*	32	1	LaGrange	57	0	Starke	5	3
Daviess	26	3	Lake	2	0	Steuben	21	1
Dearborn	20	4	LaPorte	10	3	Sullivan	7	1
Decatur	2	0	Lawrence	23	0	Switzerland	0	0
DeKalb	4	0	Madison	1	0	Tippecanoe	99	2
Delaware	17	1	Marion	1	1	Tipton	0	0
Dubois	3	0	Marshall	3	0	Union	1	0
Elkhart	182	0	Martin	20	0	Vanderburgh	6	0
Fayette	39	0	Miami	9	0	Vermillion	16	1
Floyd	11	1	Monroe	11	0	Vigo	7	0
Fountain	3	0	Montgomery	21	3	Wabash	1	0
Franklin	4	2	Morgan	16	1	Warren	5	0
Fulton	14	2	Newton	6	0	Warrick	28	0
Gibson	9	0	Noble	52	2	Washington	3	0
Grant	9	0	Ohio	0	0	Wayne	33	11
Greene	18	0	Orange*	34	0	Wells*	39	1
Hamilton	37	2	Owen	8	0	White	23	0
Hancock	7	0	Parke	34	0	Whitley	5	0
Harrison*	13	0	Perry	6	0			
						Total	1,810	68

* County Jail Substance Abuse Programs

Source:
OIS0125.10

Indiana Department of Correction
Table 7
Community Transition Program
Average Daily Populations

<u>Month</u>	<u>2004</u>	<u>2005</u>	<u>2006</u>	<u>2007</u>	<u>2008</u>	<u>2009</u>	<u>2010</u>
January	328	408	398	424	456	404	450
February	300	401	383	415	426	410	422
March	323	391	367	424	403	384	445
April	312	384	392	405	410	390	475
May	324	369	388	416	409	408	501
June	311	376	392	444	391	414	536
July	304	379	384	470	385	414	577
August	324	385	386	441	420	400	
September	343	398	386	426	400	429	
October	349	410	419	436	404	450	
November	384	415	450	461	417	452	
December	<u>418</u>	<u>402</u>	<u>430</u>	<u>466</u>	<u>407</u>	<u>458</u>	
YEARLY AVERAGE	337	393	398	436	411	417	

Source: CTP Database and OIS Warmbody

**Indiana Department Of Correction
Table 8
Community Transition Program
July 2010 Release Information**

Information not Available for July 2010.

Indiana Department of Correction
Table 9
The Total Number of Felony Offenses
Committed to the Indiana Department of Correction

July 2010

OFFENSE (Citation Code)	THE NUMBER OF OFFENSES			
	This Month		This Fiscal Year	
	Female	Male	Female	Male
MURDER (35-42-1-1)	<u>0</u>	<u>11</u>	<u>0</u>	<u>11</u>
Sub-Total	0	11	0	11
CLASS A OFFENSES:				
Aiding, Inducing or Causing an Offense (35-41-2-4)	0	0	0	0
• Burglary	0	0	0	0
• Dealing Cocaine or Narcotic Drug	0	0	0	0
• Murder	0	0	0	0
• Robbery	0	0	0	0
• Voluntary Manslaughter	0	0	0	0
Arson (35-43-1-1)	0	0	0	0
Attempt to Commit a Felony (35-41-5-1)	0	1	0	1
• Burglary	0	0	0	0
• Child Molesting	0	0	0	0
• Dealing Methamphetamine	0	0	0	0
• Murder	0	3	0	3
• Rape	0	0	0	0
• Residential Entry	0	0	0	0
• Robbery	0	0	0	0
• Theft, Receiving Stolen Property	0	0	0	0
Battery (35-42-2-1)	0	0	0	0
Battery Bodily Waste (35-42-2-6)	0	0	0	0
Battery Child w/Death (35-42-2-1(5))	0	0	0	0
Burglary (35-43-2-1)	0	2	0	2
Child Molesting (35-42-4-3)	2	15	2	15
Conspiracy (35-41-5-2)	0	1	0	1
• Burglary	1	0	1	0
• Carjacking	0	0	0	0
• Dealing Cocaine or Narcotic Drug	0	1	0	1
• Dealing Methamphetamine	0	0	0	0
• Forgery	0	0	0	0
• Kidnapping	0	0	0	0
• Murder	0	0	0	0
• Robbery	0	0	0	0
Criminal Deviate Conduct (35-42-4-2)	0	2	0	2
Dealing Cocaine or Narcotic Drug (35-48-4-1)	1	25	1	25
Dealing Methamphetamine (35-48-4-1.1)	3	3	3	3
Dealing Sched I, II, or III Cntrld Sub (35-48-4-2)	0	2	0	2
Fail to Stop Accident w/Injury (9-26-1-1)	0	0	0	0
Kidnapping (35-42-3-2)	0	0	0	0
Neglect of a Dependent/Death (35-46-1-4)	0	0	0	0
Possession of Cocaine or Narcotic Drug (35-48-4-6)	0	1	0	1
Possession of Methamphetamine (35-48-4-6.1)	0	0	0	0
Rape (35-42-4-1)	0	0	0	0
Robbery (35-42-5-1)	0	3	0	3
Sexual Misconduct with a Minor (35-42-4-9)	0	0	0	0
Vicarious Sexual Gratification (35-42-4-5)	0	0	0	0
Voluntary Manslaughter (35-42-1-3)	<u>0</u>	<u>1</u>	<u>0</u>	<u>1</u>
Sub-Total	7	60	7	60

CLASS B OFFENSES:	THE NUMBER OF OFFENSES			
	This Month		This Fiscal Year	
	Female	Male	Female	Male
Aggravated Battery (35-42-2-1.5)	0	7	0	7
Aiding, Inducing or Causing an Offense (35-41-2-4)	0	2	0	2
• Aggravated Battery	0	0	0	0
• Arson	0	0	0	0
• Burglary	0	0	0	0
• Carjacking	0	0	0	0
• Dealing Cocaine or Narcotic Drug	0	0	0	0
• Dealing Methamphetamine	0	0	0	0
• Dealing Sched I, II, or III Cntrld Sub	0	2	0	2
• Possession of Cocaine or Narcotic Drug	1	0	1	0
• Possession of Methamp Subst Tax	0	0	0	0
• Rape	0	0	0	0
• Robbery	0	1	0	1
• Sexual Misconduct with a Minor	0	0	0	0
Arson (35-43-1-1)	0	2	0	2
Attempt to Commit a Felony (35-41-5-1)	0	1	0	1
• Aggravated Battery	0	3	0	3
• Arson	0	0	0	0
• Battery	0	0	0	0
• Burglary	0	3	0	3
• Carjacking	0	1	0	1
• Child Molesting	0	0	0	0
• Criminal Confinement	0	0	0	0
• Criminal Deviate Conduct	0	0	0	0
• Dealing Cocaine or Narcotic Drug	0	1	0	1
• Dealing Methamphetamine	1	2	1	2
• Dealing Sched I, II, or III Cntrld Sub	0	0	0	0
• Incest	0	0	0	0
• Murder	0	0	0	0
• Rape	0	0	0	0
• Robbery	0	1	0	1
• Sexual Misconduct with a Minor	0	1	0	1
• Voluntary Manslaughter	0	0	0	0
Battery (35-42-2-1)	1	1	1	1
Battery by Bodily Waste (35-42-2-6)	0	0	0	0
Burglary (35-43-2-1)	12	95	12	95
Carjacking (35-42-5-2)	0	4	0	4
Causing Suicide (35-42-1-2)	0	0	0	0
Child Molesting (35-42-4-3)	0	17	0	17
Conspiracy (35-41-5-2)	0	4	0	4
• Aggravated Battery	0	1	0	1
• Arson	0	0	0	0
• Burglary	2	0	2	0
• Dealing Cocaine or Narcotic Drug	0	3	0	3
• Dealing Methamphetamine	2	0	2	0
• Dealing Sched I, II, or III Cntrld Sub	0	1	0	1
• Murder	0	0	0	0
• Robbery	0	3	0	3
Consumer Product Tampering (35-45-8-1)	0	0	0	0
Criminal Confinement (35-42-3-3)	1	14	1	14
Criminal Deviate Conduct (35-42-4-2)	0	2	0	2
Dangerous Control of a Handgun (35-47-10-6)	0	0	0	0
Dealing Cocaine or Narcotic Drug (35-48-4-1)	9	68	9	68
Dealing Methamphetamine (35-48-4-1.1)	8	28	8	28
Dealing Sched I, II, or III Cntrld Sub (35-48-4-2)	6	20	6	20
Dealing Sched IV Cntrld Sub (35-48-4-3)	0	0	0	0
Dealing Sched V Cntrld Sub (35-48-4-4)	0	0	0	0
Escape (35-44-3-5)	0	0	0	0
Failure to Deposit Public Fund (5-13-14-3)	0	0	0	0
Felon in Possession of a Firearm (35-47-4-5)	0	13	0	13
Incest (35-46-1-3)	0	0	0	0
Misappr. of Insurance Escrow Funds (35-43-9-7B2)	0	0	0	0
Neglect of a Dependent (35-46-1-4)	0	4	0	4
Operating Machine Gun/Bomb (35-47-5-9)	0	0	0	0
Operating Vehicle Intoxicated/Death (9-30-5-5)	0	3	0	3
Possession of Cocaine or Narcotic Drug (35-48-4-6)	1	6	1	6
Possession Methamphetamine (35-48-4-6.1)	0	4	0	4
Possession Sched IV Cntrld Sub (35-48-4-7)	0	0	0	0
Prisoner Poss. Dang Device/Material (35-44-3-9.5)	0	0	0	0
Promoting Prostitution, under 18 (35-45-4-4)	0	0	0	0
Rape (35-42-4-1)	0	4	0	4
Resisting Law Enforcement (35-44-3-3)	0	1	0	1
Robbery (35-42-5-1)	4	45	4	45
Sexual Misconduct with a Minor (35-42-4-9)	0	16	0	16
Stalking (35-45-10-5)	0	0	0	0
Vicarious Sexual Gratification (35-42-4-5)	0	0	0	0
Voluntary Manslaughter (35-42-1-3)	1	2	1	2
Sub-Total	49	386	49	386

THE NUMBER OF OFFENSES

CLASS C OFFENSES:	This Month		This Fiscal Year	
	Female	Male	Female	Male
	Aiding, Inducing or Causing an Offense (35-41-2-4)	0	1	0
● Aggravated Battery	0	0	0	0
● Battery	0	0	0	0
● Burglary	0	0	0	0
● Criminal Confinement	0	0	0	0
● Criminal Recklessness	0	0	0	0
● Dealing Marijuana	0	0	0	0
● Escape	0	0	0	0
● Forgery	0	0	0	0
● Fraud on Financial Institution	0	0	0	0
● Possession of a Schedule V Substance	0	0	0	0
● Reckless Homicide	0	0	0	0
● Robbery	1	1	1	1
Altered/Counterfeit Lotto Ticket (4-30-14-3)	0	0	0	0
Armor Piercing Handgun Ammo (35-47-5-11)	0	0	0	0
Arson (35-43-1-1)	0	0	0	0
Assisting a Criminal (35-44-3-2)	1	4	1	4
Attempt to Commit a Felony (35-41-5-1)	1	1	1	1
● Aggravated Battery	0	2	0	2
● Arson	0	0	0	0
● Auto Theft, Receiving Stolen Parts	0	0	0	0
● Battery	0	0	0	0
● Burglary	0	6	0	6
● Child Molesting	0	0	0	0
● Child Exploitation	0	0	0	0
● Controlled Substance Regist	0	0	0	0
● Criminal Confinement	0	0	0	0
● Criminal Deviate Conduct	0	0	0	0
● Dealing Cocaine or Narcotic Drug	0	0	0	0
● Dealing Marijuana/Hash	0	1	0	1
● Dealing Meth	0	0	0	0
● Dealing Sched I, II, or III Cntrld Sub	0	0	0	0
● Disarming a Law Enforcement Officer	0	0	0	0
● Escape	0	0	0	0
● Forgery	0	0	0	0
● Fraud on Financial Institution	0	0	0	0
● Murder	0	0	0	0
● Possession of a Controlled Substance	0	0	0	0
● Rape	0	0	0	0
● Robbery	1	1	1	1
● Sexual Misconduct with a Minor	0	0	0	0
● Trafficking with an Inmate	0	0	0	0
Auto Theft, Receiving Stolen Parts (35-43-4-2.5)	0	11	0	11
Battery (35-42-2-1)	3	32	3	32
Battery by Bodily Waste (35-42-2-6)	0	0	0	0
Bribery (35-44-1-1)	0	0	0	0
Burglary (35-43-2-1)	1	83	1	83
Carrying Handgun w/o License (35-47-2-23)	0	11	0	11
Check Fraud (35-43-5-12)	0	0	0	0
Child Exploitation (35-42-4-4)	0	2	0	2
Child Molesting (35-42-4-3)	0	23	0	23
Child Solicitation (35-42-4-6)	0	4	0	4
Conspiracy (35-41-5-2)	0	0	0	0
● Arson	0	0	0	0
● Battery	0	0	0	0
● Burglary	1	0	1	0
● Dealing Cocaine or Narcotic Drug	0	0	0	0
● Dealing a Schedule IV Substance	0	0	0	0
● Dealing Marijuana/Hash	0	0	0	0
● Forgery	0	0	0	0
● Fraud on Financial Institution	0	0	0	0
● Possession of Cocaine or Narcotic Drug	0	0	0	0
● Possession of Precursors	0	0	0	0
● Robbery	0	2	0	2
● Trafficking with an Inmate	0	0	0	0
Contribute to Delinquency (35-46-1-8)	0	0	0	0
Controlled Substance Registration (35-48-4-14)	0	0	0	0
Corrupt Business Influence (35-45-6-2)	2	0	2	0
Criminal Confinement (35-42-3-3)	0	1	0	1
Criminal Mischief (35-43-1-2)	0	1	0	1
Criminal Recklessness (35-42-2-2)	0	6	0	6
Dangerous Control of a Handgun (35-47-10-6)	0	0	0	0
Dangerous Possession of a Handgun (35-47-10-5)	0	0	0	0
Deadly Weapon-Aircraft (35-47-6-1)	0	0	0	0
Dealing Cocaine or Narcotic Drug (35-48-4-1)	0	0	0	0
Dealing Marijuana, Hash Oil, or Hashish (35-48-4-10)	0	8	0	8
Dealing/Poss Look-Alike Subs (35-48-4-4.6)	0	1	0	1
Dealing Sched IV Controlled Substance (35-48-4-3)	1	4	1	4
Dealing Sched V Controlled Substance (35-48-4-4)	0	0	0	0
Destroy Handgun I.D. (35-47-2-18)	0	0	0	0

CLASS C (Cont.)

THE NUMBER OF OFFENSES

	This Month		This Fiscal Year	
	Female	Male	Female	Male
Driving After Forfeiture (9-12-3-2)	0	0	0	0
Driving Intoxicated/Death (9-11-2-5)	0	0	0	0
Driving Suspended/Death (9-24-19-4)	0	0	0	0
Escape (35-44-3-5)	1	2	1	2
Explosive or Flammable Substance (35-47-5-1)	0	0	0	0
Failure to Register as a Sex Offender (5-2-12-9)	0	9	0	9
Failure to Stop Accident/Death (9-26-1-8)	0	0	0	0
Felon in Possession of a Firearm (35-47-4-5)	0	3	0	3
Feticide (35-42-1-6)	0	0	0	0
Firearm w/in One Mile of School (35-47-2-1)	1	5	1	5
Forged Prescription (16-6-8-3)	0	0	0	0
Forgery (35-43-5-2)	33	49	33	49
Fraud on Financial Institution (35-43-5-8)	4	4	4	4
Gang Intimidation (35-45-9-4)	0	0	0	0
Handgun Violation (35-47-2-7)	0	0	0	0
Home Improvement Fraud (35-43-6-13)	0	0	0	0
Incest (35-46-1-3)	0	2	0	2
Interference with Medical Services (35-42-2-8)	0	0	0	0
Intimidation (35-45-2-1)	0	9	0	9
Involuntary Manslaughter (35-42-1-4)	1	0	1	0
Loan Sharking (35-45-7-2)	0	0	0	0
Misappropriated Insurance Funds (35-43-9-7B1)	0	0	0	0
Money Laundering (35-45-15-5)	0	0	0	0
Neglect of a Dependent (35-46-1-4)	3	1	3	1
Non-Support of Dependent Child (35-46-1-5)	0	7	0	7
Obliterating Handgun I.D. (35-47-2-18)	0	0	0	0
Operating Vehicle w/Lifetime Suspension (9-30-10-17)	7	36	7	36
Operating Vehicle Intoxicated/Death (9-30-5-5)	0	2	0	2
Operating Vehicle Intoxicated/Injury (9-30-5-4)	2	1	2	1
Operating Vehicle-Schedule 1/Death (35-48-2-4)	0	0	0	0
Permitting Child to Possess Firearm (35-47-10-7)	0	0	0	0
Possession of Cocaine or Narcotic Drug (35-48-4-6)	0	25	0	25
Possession of Controlled Substance (35-48-4-7)	5	3	5	3
Possession of Marijuana (35-48-4-11)	0	0	0	0
Possession of Precursors (35-48-4-14.5)	1	2	1	2
Possession/Use Legend Drug (16-42-19-27)	1	0	1	0
Possession - Destruct Device (35-47.5-5-2)	0	1	0	1
Possession - Explosives/Convicted Felon (35-47.5-5-3)	0	0	0	0
Possession - Machine Gun or Bomb (35-47-5-8)	0	0	0	0
Possession - Sawed-Off Shotgun (35-47-5-4.1)	0	0	0	0
Promoting Prostitution (35-45-4-4)	0	1	0	1
Prisoner Poss Dang Device/Material (35-44-3-9.5)	0	0	0	0
Reckless Homicide (35-42-1-5)	0	0	0	0
Remove/Alter Original VIN # (9-18-8-12)	0	0	0	0
Resisting Law Enforcement (35-44-3-3)	0	3	0	3
Robbery (35-42-5-1)	6	26	6	26
Security Sale Fraud (23-2-1-12)	0	0	0	0
Sexual Battery (35-42-4-8)	0	1	0	1
Sexual Misconduct with a Minor (35-42-4-9)	0	9	0	9
Stalking (35-45-10-5)	0	2	0	2
Theft, Receiving Stolen Property (35-43-4-2)	1	1	1	1
Trafficking with an Inmate (35-44-3-9)	1	0	1	0
Transfer Contaminated Bodily Fluid (35-42-1-7)	0	0	0	0
Unlawful Transaction as Agent (23-2-1-8)	0	0	0	0
Vicarious Sexual Gratification (35-42-4-5)	0	1	0	1
Violation of Custody Order (35-42-3-4)	0	0	0	0
Welfare Fraud (35-43-5-7)	0	0	0	0
Sub-Total	79	411	79	411

CLASS D OFFENSES:	THE NUMBER OF OFFENSES			
	This Month		This Fiscal Year	
	Female	Male	Female	Male
Abuse of a Corpse (35-45-11-1)	0	0	0	0
Accident/Failure to Stop (9-4-1-40)	0	0	0	0
Accident/Failure to Stop-Serious Inj/Death (9-26-1-8)	1	0	1	0
Aiding, Inducing or Causing an Offense (35-41-2-4)	0	1	0	1
• Aggravated Battery	0	0	0	0
• Arson	0	0	0	0
• Auto Theft, Receiving Stolen Parts	0	0	0	0
• Burglary	0	0	0	0
• Carjacking	0	0	0	0
• Criminal Recklessness	0	0	0	0
• Dealing Cocaine or Narcotic Drug	0	0	0	0
• Dealing Sched I, II, or III Cntrl Sub	0	1	0	1
• Escape	0	0	0	0
• Forgery	0	0	0	0
• Possession of Controlled Substance	0	0	0	0
• Prescription Fraud	0	0	0	0
• Residential Entry	0	0	0	0
• Robbery	0	0	0	0
• Theft, Receiving Stolen Property	0	1	0	1
• Trafficking with an Innate	0	0	0	0
Aid-Manufacture of Schedule 2 (35-48-4-2)	0	0	0	0
Animal Fight Contest (35-46-3-9)	1	0	1	0
Arson (35-43-1-1)	0	1	0	1
Assisting a Criminal (35-44-3-2)	0	1	0	1
Attempt to Commit a Felony (35-41-5-1)	1	10	1	10
• Aggravated Battery	0	1	0	1
• Arson	0	0	0	0
• Auto Theft, Receiving Stolen Parts	0	0	0	0
• Battery	0	0	0	0
• Battery with Bodily Waste	0	0	0	0
• Burglary	0	3	0	3
• Check Fraud	0	1	0	1
• Child Exploitation	0	0	0	0
• Controlled Substance Registration	0	0	0	0
• Criminal Confinement	0	0	0	0
• Dealing Cocaine or Narcotic Drug	0	0	0	0
• Dealing Methamphetamine	0	0	0	0
• Dealing Sched I, II, or III Cntrl Sub	0	0	0	0
• Escape	0	0	0	0
• Forgery	0	0	0	0
• Fraud	0	0	0	0
• Murder	0	1	0	1
• Obstruction of Justice	0	0	0	0
• Possession of Cocaine or Narcotic Drug	0	0	0	0
• Possession of Controlled Substance	0	0	0	0
• Possession of Methamp Substance Tax	0	0	0	0
• Possession/Use of Legend Drug	0	0	0	0
• Possession of Prescription/Aleg Drug	0	0	0	0
• Sex Predator Job Near Child	0	0	0	0
• Prescription Fraud	0	0	0	0
• Rape	0	0	0	0
• Residential Entry	0	0	0	0
• Robbery	0	1	0	1
• Theft, Receiving Stolen Property	0	8	0	8
• Trafficking with an Innate	0	0	0	0
Auto Theft, Receiving Stolen Parts (35-43-4-2.5)	3	15	3	15
Battery (35-42-2-1)	5	20	5	20
Battery by Bodily Waste (35-42-2-6)	0	4	0	4
Bigamy (35-46-1-2)	0	0	0	0
Burglary (35-43-2-1)	0	0	0	0
Causing Suicide (35-42-1-2)	0	0	0	0
Cemetery Mischief (35-43-1-2.1)	0	0	0	0
Cheating at Gambling (4-33-10-2)	0	0	0	0
Check Deception (35-43-5-5)	0	3	0	3
Check Fraud (35-43-5-12)	6	3	6	3
Child Exploitation (35-42-4-4)	0	3	0	3
Child Molesting (35-42-4-3)	0	0	0	0
Child Pornography (35-42-4-4)	0	0	0	0
Child Seduction (35-42-4-7)	0	0	0	0
Child Solicitation (35-42-4-6)	0	1	0	1
Computer Tampering (35-43-1-4)	0	0	0	0
Conflict of Interest (35-44-1-3)	0	0	0	0
Conspiracy (35-41-5-2)	0	0	0	0
• Arson	0	0	0	0
• Battery	0	0	0	0
• Burglary	0	0	0	0
• Cultivation of Marijuana	0	0	0	0
• Dealing Cocaine or Narcotic Drug	0	0	0	0
• Dealing Methamphetamine	0	0	0	0
• Dealing Sched I, II, or III Cntrl Sub	0	1	0	1
• Forgery	0	0	0	0
• Fraud	0	0	0	0
• Possession of Controlled Substance	0	0	0	0
• Possession of Cocaine or Narcotic Drug	0	0	0	0
• Intimidation	0	0	0	0
• Theft, Receiving Stolen Property	0	1	0	1
• Trafficking with an Innate	0	0	0	0
Consumer Product Tampering (35-45-8-3)	0	0	0	0
Controlled Substance Registration (35-48-4-14)	3	5	3	5

THE NUMBER OF OFFENSES

CLASS D OFFENSES:	This Month		This Fiscal Year	
	Female	Male	Female	Male
Conversion (35-43-4-3)	0	0	0	0
Criminal Confinement (35-42-3-3)	0	17	0	17
Criminal Deviate Conduct (35-42-4-2)	0	0	0	0
Criminal Gang Activity (35-45-9-3)	0	3	0	3
Criminal Mischief (35-43-1-2)	0	3	0	3
Criminal Recklessness (35-42-2-2)	2	15	2	15
Criminal Trespass (35-43-2-2)	2	6	2	6
Cruelty to Animals (35-46-3-12)	0	1	0	1
Cruelty to Law Enforcement Animal (35-46-3-11)	0	0	0	0
Cultivation of Marijuana (35-48-4-1)	0	0	0	0
Dealing Counterfeit Substance (35-48-4-5)	0	0	0	0
Dealing Marijuana, Hash Oil, or Hashish (35-48-4-10)	0	12	0	12
Dealing Paraphernalia (35-48-4-8.2)	0	0	0	0
Dealing Sched V Controlled Substance (35-48-4-4)	0	0	0	0
Dealing Subs. Represent as Cntrl'd Subs. (35-48-4-4.5)	0	1	0	1
Dealing - Sawed-Off Shotgun (35-47-5-4.1)	0	1	0	1
Dispose Solid Waste (13-30-2-1)	0	0	0	0
Dissemination of Matter Harmful to Minor (35-49-3-3)	0	1	0	1
Domestic Battery (35-42-2-1.3)	1	34	1	34
Driving While Intoxicated (9-11-2-3)	2	31	2	31
Driving While Intoxicated/Injury (9-11-2-4)	0	0	0	0
Driving While Suspended/Oper Veh HTV (9-30-19-16)	0	4	0	4
Driving While Suspended/Restricted (9-24-18-5)	0	0	0	0
Dump Controlled Substance Waste (38-48-4-4.1)	0	1	0	1
Exploit Endangered Adult (35-46-1-12)	0	0	0	0
Failure to Appear (35-44-3-6)	0	3	0	3
Failure to Register as a Sex Offender (5-2-12-9)	0	18	0	18
Failure to Remit Money (6-3-4-8)	0	0	0	0
Failure to Remit Sales Tax (6-2.5-9-3)	0	0	0	0
Failure to Return to Lawful Detention (35-44-3-5)	7	16	7	16
Failure to Warn Comm Disease (35-42-1-9)	0	0	0	0
False Reporting (35-44-2-2)	0	0	0	0
Forged Prescription (16-6-8-3)	0	0	0	0
Forgery (35-43-5-2)	3	3	3	3
Fraud (35-43-5-4)	7	11	7	11
Ghost Employment (35-44-2-4)	0	0	0	0
Handgun Violation (35-47-2-1)	0	0	0	0
Hazardous Waste Activities (13-30-6-3)	0	0	0	0
Home Improvement Fraud (35-43-6-12)	0	0	0	0
Home Improvement Fraud/Enhanced (35-43-6-13)	0	0	0	0
Identity Deception (35-43-5-3.5)	1	2	1	2
Illegal Possession of Firearm - Prior Felon (35-47-4-4)	0	0	0	0
Illegal Possession of VIN Plate (9-18-8-15)	0	0	0	0
Impersonation of a Public Servant (35-44-2-3)	0	1	0	1
Incest (35-46-1-3)	0	0	0	0

CLASS D (Cont.)

	THE NUMBER OF OFFENSES			
	This Month		This Fiscal Year	
	Female	Male	Female	Male
Income Tax Evasion (6-3-6-11)	0	0	0	0
Intimidation (35-45-2-1)	0	18	0	18
Invasion of Privacy (35-46-1-15.1)	0	3	0	3
Involuntary Manslaughter (35-42-1-4)	0	0	0	0
Leaving Scene of Accident (9-4-1-42)	0	0	0	0
Loan Broker Violation (23-2-5-16)	0	0	0	0
Loan Sharking (35-45-7-2)	0	0	0	0
Maintaining a Common Nuisance (35-48-4-13)	3	13	3	13
Manufacture Paraphernalia (35-48-4-8.1)	0	0	0	0
Medicaid Fraud (35-43-5-7.1)	0	0	0	0
Moving Body from Scene of Death (36-2-14-17)	0	0	0	0
Neglect of a Dependent (35-46-1-4)	5	5	5	5
Non-Support of a Child (35-46-1-5)	1	16	1	16
Non-Support of a Spouse (35-46-1-6)	0	0	0	0
Obscene Performance (35-49-3-2)	0	0	0	0
Obstruction of Justice (35-44-3-4)	2	3	2	3
Official Misconduct (5-13-14-3)	0	0	0	0
Operating Vehicle-Habitual Violation (9-30-10-16)	5	30	5	30
Operating Vehicle Intoxicated (9-11-2-3)	0	0	0	0
Operating Vehicle Intoxicated-Endanger (9-30-5-2)	6	25	6	25
Operating Vehicle Intoxicated-Injury (9-22-2-4)	0	2	0	2
Operating Vehicle Intoxicated-Prior (9-30-5-3)	6	67	6	67
Operating Vehicle Intoxicated-Ser Injury (9-30-5-4)	0	0	0	0
Perjury (35-44-2-1)	3	0	3	0
Pointing a Firearm (35-47-4-3)	0	4	0	4
Poisoning (35-45-3-1)	0	0	0	0
Possession of Cocaine or Narcotic Drug (35-48-4-6)	19	47	19	47
Possession of Controlled Substance (35-48-4-7)	14	40	14	40
Possession of Controlled Substance Tax (6-7-3-11)	0	15	0	15
Poss of Marijuana, Hash Oil, or Hashish (35-48-4-11)	1	45	1	45
Possession of Marijuana Subst Tax (6-7-3-11)	0	0	0	0
Possession of Methamphetamine (35-48-4-6.1)	2	1	2	1
Possession of Methamp Subst Tax (6-7-3-11-B)	3	0	3	0
Possession of Paraphernalia (35-48-4-8.3)	8	13	8	13
Possession of Precursors (35-48-4-14.5)	2	13	2	13
Possession of Presc/Aleg Drug (35-48-3-9)	1	3	1	3
Possession/Use of Legend Drug (16-42-19-13)	0	0	0	0
Possession - Firearm-School Property (35-47-9-2)	0	0	0	0
Possession - Handgun w/o License (35-47-2-23)	0	0	0	0
Possession - Sawed-Off Shotgun (35-47-5-4.1)	0	0	0	0
Possession - Syringe/Needle (16-42-19-18)	1	4	1	4
Possession Vehicle w/Altered or Removed ID (9-1-5-1)	0	0	0	0
Prescription Fraud (35-43-5-1)	4	0	4	0
Promoting Professional Gambling (35-45-5-4)	0	0	0	0
Prostitution (35-45-4-2)	9	1	9	1

CLASS D (Cont.)

THE NUMBER OF OFFENSES

	This Month		This Fiscal Year	
	Female	Male	Female	Male
Public Indecency (35-45-4-1)	0	0	0	0
Public Intoxication (7-15-1-3)	0	0	0	0
Rape (35-42-4-1)	0	0	0	0
Residential Entry (35-43-2-1.5)	3	18	3	18
Resisting Law Enforcement (35-44-3-3)	1	40	1	40
Rioting (35-45-1-2)	0	0	0	0
Sale, Dist, or Exhibit of Obscene Material (35-49-3-1)	0	0	0	0
Sale of Legend Drug (16-42-19-11)	0	0	0	0
Sexual Battery (35-42-4-8)	0	7	0	7
Sexual Misconduct (35-44-1-5)	0	0	0	0
Sexual Misconduct with a Minor (35-42-4-9)	0	0	0	0
Sex Offender Residency Restrictions (35-42-4-11)	0	1	0	1
Stalking (35-45-10-5)	0	2	0	2
Strangulation (35-42-2-9)	3	10	3	10
Theft, Receiving Stolen Property (35-43-4-2)	92	226	92	226
Trafficking with an Inmate (35-44-3-9)	0	0	0	0
Unlawful Delivery of Confiscated Firearm (35-47-3-4)	0	0	0	0
Unlawful Use of Body Armor (35-47-5-13)	0	0	0	0
Unlawful Use of Stun Gun (35-47-8-5)	0	0	0	0
Use of Stun Gun (35-47-8-5)	0	0	0	0
Uttering Forged Prescription (16-42-19-26)	0	0	0	0
Vicarious Sexual Gratification (35-42-4-5)	0	0	0	0
Violation-1935 Firearms (35-47-5-4.1)	1	1	1	1
Violation of Custody Order (35-42-3-4)	0	0	0	0
Visit Place Unlawfully Selling Alcohol (7.1-5-10-21)	0	0	0	0
Vote in Other Precinct (3-14-2-11)	0	0	0	0
Voyeurism (35-45-4-5)	0	1	0	1
Welfare Fraud (35-43-5-7)	1	0	1	0
Sub-Total	241	944	241	944

HABITUAL OFFENSES:

Habitual Offender (35-50-2-8)	0	0	0	0
Habitual Offender Controlled Substance (35-50-2-10)	0	1	0	1
Habitual Offender Substance Abuse (35-50-2-10)	0	0	0	0
Habitual Offender Traffic Laws (9-30-10-4)	0	0	0	0
Repeat Sex Offender Enhancement (35-50-2-14)	0	1	0	1
Sub-Total	0	2	0	2

GRAND TOTAL NUMBER OF OFFENSES 376 1,814 376 1,814

Note: Offense data may not be available for all offenders at the time this table was prepared.
 The original committing offenses for technical parole violators and technical Community Transition Program violators are reported on this table.

Source: SAS . admoffenses7 .pgm

Indiana Department of Correction
Table 10
The Number of Felons by Most Serious Offense
Committed to the Indiana Department of Correction

July 2010

MOST SERIOUS OFFENSE - (Citation Code)	THE NUMBER OF FELONS			
	This Month		This Fiscal Year	
	<u>Female</u>	<u>Male</u>	<u>Female</u>	<u>Male</u>
MURDER (35-42-1-1)	<u>0</u>	<u>10</u>	<u>0</u>	<u>10</u>
Sub-Total	0	10	0	10
CLASS A OFFENSES:				
Aiding, Inducing or Causing an Offense (35-41-2-4)	0	0	0	0
• Burglary	0	0	0	0
• Murder	0	0	0	0
• Robbery	0	0	0	0
Arson (35-43-1-1)	0	0	0	0
Attempt to Commit a Felony (35-41-5-1)	0	0	0	0
• Burglary	0	0	0	0
• Child Molesting	0	0	0	0
• Murder	0	3	0	3
• Robbery	0	0	0	0
• Rape	0	0	0	0
• Theft/Recv Stolen Property	0	0	0	0
Battery (35-42-2-1)	0	0	0	0
Battery Bodily Waste (35-42-2-6)	0	0	0	0
Battery Child w/Death (35-42-2-1(5))	0	0	0	0
Burglary (35-43-2-1)	0	1	0	1
Child Molesting (35-42-4-3)	1	11	1	11
Conspiracy (35-41-5-2)	0	0	0	0
• Burglary	1	0	1	0
• Carjacking	0	0	0	0
• Dealing Cocaine or Narcotic Drug	0	1	0	1
• Dealing Methamphetamine	0	0	0	0
• Kidnapping	0	0	0	0
• Murder	0	0	0	0
• Robbery	0	0	0	0
Criminal Deviate Conduct (35-42-4-2)	0	2	0	2
Dealing Cocaine or Narcotic Drug (35-48-4-1)	1	16	1	16
Dealing Methamphetamine (35-48-4-1.1)	3	3	3	3
Dealing Sched I, II, or III Cntrld Sub (35-48-4-2)	0	2	0	2
Fail to Stop Accident w/Injury (9-26-1-1)	0	0	0	0
Kidnapping (35-42-3-2)	0	0	0	0
Neglect of a Dependent/Death (35-46-1-4)	0	0	0	0
Possession of Cocaine or Narcotic Drug (35-48-4-6)	0	0	0	0
Possession of Methamphetamine (35-48-4-6.1)	0	0	0	0
Rape (35-42-4-1)	0	0	0	0
Robbery (35-42-5-1)	0	3	0	3
Sexual Misconduct with a Minor (35-42-4-9)	0	0	0	0
Vicarious Sexual Gratification (35-42-4-5)	0	0	0	0
Voluntary Manslaughter (35-42-1-3)	<u>0</u>	<u>1</u>	<u>0</u>	<u>1</u>
Sub-Total	6	43	6	43

THE NUMBER OF FELONS

CLASS B OFFENSES:	This Month		This Fiscal Year	
	Female	Male	Female	Male
Aggravated Battery (35-42-2-1.5)	0	6	0	6
Aiding, Inducing or Causing an Offense (35-41-2-4)	0	0	0	0
• Aggravated Battery	0	0	0	0
• Arson	0	0	0	0
• Burglary	0	0	0	0
• Carjacking	0	0	0	0
• Dealing Cocaine or Narcotic Drug	0	0	0	0
• Dealing Methamphetamine	0	0	0	0
• Dealing Sched I, II, or III Cntrld Sub	0	2	0	2
• Possession of Cocaine or Narcotic Drug	1	0	1	0
• Possession of Methamp Subst Tax	0	0	0	0
• Robbery	0	1	0	1
• Sexual Misconduct with a Minor	0	0	0	0
Arson (35-43-1-1)	0	1	0	1
Attempt to Commit a Felony (35-41-5-1)	0	0	0	0
• Aggravated Battery	0	3	0	3
• Arson	0	0	0	0
• Burglary	0	3	0	3
• Carjacking	0	1	0	1
• Child Molesting	0	0	0	0
• Criminal Confinement	0	0	0	0
• Criminal Deviate Conduct	0	0	0	0
• Dealing Cocaine or Narcotic Drug	0	1	0	1
• Dealing Methamphetamine	1	2	1	2
• Dealing Sched I, II, or III Cntrld Sub	0	0	0	0
• Incest	0	0	0	0
• Rape	0	0	0	0
• Robbery	0	1	0	1
• Sexual Misconduct with a Minor	0	1	0	1
• Voluntary Manslaughter	0	0	0	0
Battery (35-42-2-1)	1	1	1	1
Battery by Bodily Waste (35-42-2-6)	0	0	0	0
Burglary (35-43-2-1)	11	64	11	64
Carjacking (35-42-5-2)	0	4	0	4
Causing Suicide (35-42-1-2)	0	0	0	0
Child Molesting (35-42-4-3)	0	12	0	12
Conspiracy (35-41-5-2)	0	0	0	0
• Aggravated Battery	0	1	0	1
• Arson	0	0	0	0
• Burglary	2	0	2	0
• Dealing Cocaine or Narcotic Drug	0	3	0	3
• Dealing Methamphetamine	2	0	2	0
• Dealing Sched I, II, or III Cntrld Sub	0	1	0	1
• Robbery	0	3	0	3
Criminal Confinement (35-42-3-3)	1	4	1	4
Criminal Deviate Conduct (35-42-4-2)	0	2	0	2
Dangerous Control of a Handgun (35-47-10-6)	0	0	0	0
Dealing Cocaine or Narcotic Drug (35-48-4-1)	8	59	8	59
Dealing Methamphetamine (35-48-4-1.1)	8	19	8	19
Dealing Sched I, II, or III Cntrld Sub (35-48-4-2)	4	19	4	19
Dealing Sched IV Cntrld Sub (35-48-4-3)	0	0	0	0
Dealing Sched V Cntrld Sub (35-48-4-4)	0	0	0	0
Escape (35-44-3-5)	0	0	0	0
Failure to Deposit Public Fund (5-13-14-3)	0	0	0	0
Felon in Possession of a Firearm (35-47-4-5)	0	8	0	8
Incest (35-46-1-3)	0	0	0	0
Misappr. of Insurance Escrow Funds (35-43-9-7B2)	0	0	0	0
Neglect of a Dependent (35-46-1-4)	0	4	0	4
Operating Machine Gun/Bomb (35-47-5-9)	0	0	0	0
Operating Vehicle Intoxicated/Death (9-30-5-5)	0	3	0	3
Possession of Cocaine or Narcotic Drug (35-48-4-6)	0	4	0	4
Possession Methamphetamine (35-48-4-6.1)	0	3	0	3
Possession Sched IV Cntrld Sub (35-48-4-7)	0	0	0	0
Prisoner Poss. Dang Device/Material (35-44-3-9.5)	0	0	0	0
Promoting Prostitution, under 18 (35-45-4-4)	0	0	0	0
Rape (35-42-4-1)	0	4	0	4
Resisting Law Enforcement (35-44-3-3)	0	1	0	1
Robbery (35-42-5-1)	3	34	3	34
Sexual Misconduct with a Minor (35-42-4-9)	0	11	0	11
Stalking (35-45-10-5)	0	0	0	0
Vicarious Sexual Gratification (35-42-4-5)	0	0	0	0
Voluntary Manslaughter (35-42-1-3)	1	2	1	2
Sub-Total	43	288	43	288

CLASS C OFFENSES:	THE NUMBER OF FELONS			
	This Month		This Fiscal Year	
	Female	Male	Female	Male
Aiding, Inducing or Causing an Offense (35-41-2-4)	0	0	0	0
• Battery	0	0	0	0
• Burglary	0	0	0	0
• Criminal Confinement	0	0	0	0
• Criminal Recklessness	0	0	0	0
• Escape	0	0	0	0
• Forgery	0	0	0	0
• Fraud on Financial Institution	0	0	0	0
• Reckless Homicide	0	0	0	0
• Robbery	1	1	1	1
Altered/Counterfeit Lotto Ticket (4-30-14-3)	0	0	0	0
Armor Piercing Handgun Ammo (35-47-5-11)	0	0	0	0
Arson (35-43-1-1)	0	0	0	0
Assisting a Criminal (35-44-3-2)	0	1	0	1
Attempt to Commit a Felony (35-41-5-1)	0	0	0	0
• Arson	0	0	0	0
• Auto Theft, Receiving Stolen Parts	0	0	0	0
• Battery	0	0	0	0
• Burglary	0	4	0	4
• Child Molesting	0	0	0	0
• Controlled Substance Regist	0	0	0	0
• Dealing Marijuana/Hash	0	1	0	1
• Disarm an Officer	0	0	0	0
• Escape	0	0	0	0
• Forgery	0	0	0	0
• Fraud on Financial Institution	0	0	0	0
• Possession of a Controlled Substance	0	0	0	0
• Robbery	1	1	1	1
• Sexual Misconduct with a Minor	0	0	0	0
• Trafficking with an Inmate	0	0	0	0
Auto Theft, Receiving Stolen Parts (35-43-4-2.5)	0	6	0	6
Battery (35-42-2-1)	3	28	3	28
Battery by Bodily Waste (35-42-2-6)	0	0	0	0
Bribery (35-44-1-1)	0	0	0	0
Burglary (35-43-2-1)	1	58	1	58
Carrying Handgun w/o License (35-47-2-23)	0	5	0	5
Check Fraud (35-43-5-12)	0	0	0	0
Child Exploitation (35-42-4-4)	0	2	0	2
Child Molesting (35-42-4-3)	0	16	0	16
Child Solicitation (35-42-4-6)	0	3	0	3
Conspiracy (35-41-5-2)	0	0	0	0
• Battery	0	0	0	0
• Burglary	1	0	1	0
• Dealing Cocaine/Narcotics	0	0	0	0
• Dealing Marijuana	0	0	0	0
• Dealing a Schedule IV Substance	0	0	0	0
• Forgery	0	0	0	0
• Fraud on Financial Institution	0	0	0	0
• Possession of Cocaine/Narcotics	0	0	0	0
• Robbery	0	1	0	1
• Trafficking with an Inmate	0	0	0	0
Contribute to Delinquency (35-46-1-8)	0	0	0	0
Controlled Substance Registration (35-48-4-14)	0	0	0	0
Corrupt Business Influence (35-45-6-2)	1	0	1	0
Criminal Confinement (35-42-3-3)	0	1	0	1
Criminal Mischief (35-43-1-2)	0	1	0	1
Criminal Recklessness (35-42-2-2)	0	4	0	4
Dangerous Control of a Handgun (35-47-10-6)	0	0	0	0
Dangerous Possession of a Handgun (35-47-10-5)	0	0	0	0
Deadly Weapon-Aircraft (35-47-6-1)	0	0	0	0
Dealing Cocaine or Narcotic Drug (35-48-4-1)	0	0	0	0
Dealing Marijuana, Hash Oil, or Hashish (35-48-4-10)	0	6	0	6
Dealing/Poss. Look-Alike Subs (35-48-4-4.6)	0	0	0	0
Dealing Sched IV Controlled Substance (35-48-4-3)	0	4	0	4
Dealing Sched V Controlled Substance (35-48-4-4)	0	0	0	0
Destroy Handgun I.D. (35-47-2-18)	0	0	0	0
Driving After Forfeiture (9-12-3-2)	0	0	0	0
Driving Intoxicated/Death (9-11-2-5)	0	0	0	0
Driving Suspended/Death (9-24-19-4)	0	0	0	0
Escape (35-44-3-5)	1	1	1	1
Explosive or Flammable Substance (35-47-5-1)	0	0	0	0
Failure to Register as a Sex Offender (5-2-12-9)	0	8	0	8
Failure to Stop Accident/Death (9-26-1-8)	0	0	0	0
Felon in Possession of a Firearm (35-47-4-5)	0	3	0	3
Feticide (35-42-1-6)	0	0	0	0
Firearm w/in One Mile of School (35-47-2-1)	1	2	1	2

CLASS C (Cont.)

THE NUMBER OF FELONS

	This Month		This Fiscal Year	
	Female	Male	Female	Male
Forged Prescription (16-6-8-3)	0	0	0	0
Forgery (35-43-5-2)	22	30	22	30
Fraud on Financial Institution (35-43-5-8)	1	2	1	2
Gang Intimidation (35-45-9-4)	0	0	0	0
Handgun Violation (35-47-2-7)	0	0	0	0
Home Improvement Fraud (35-43-6-13)	0	0	0	0
Incest (35-46-1-3)	0	1	0	1
Interference with Medical Services (35-42-2-8)	0	0	0	0
Intimidation (35-45-2-1)	0	6	0	6
Involuntary Manslaughter (35-42-1-4)	1	0	1	0
Loan Sharking (35-45-7-2)	0	0	0	0
Misappropriated Insurance Funds (35-43-9-7B1)	0	0	0	0
Money Laundering (35-45-15-5)	0	0	0	0
Neglect of a Dependent (35-46-1-4)	2	0	2	0
Non-Support of Dependent Child (35-46-1-5)	0	4	0	4
Obliterating Handgun I.D. (35-47-2-18)	0	0	0	0
Operating Vehicle w/Lifetime Suspension (9-30-10-17)	6	30	6	30
Operating Vehicle Intoxicated/Death (9-30-5-5)	0	1	0	1
Operating Vehicle Intoxicated/Injury (9-30-5-4)	2	1	2	1
Operating Vehicle-Schedule 1/Death (35-48-2-4)	0	0	0	0
Permitting Child to Possess Firearm (35-47-10-7)	0	0	0	0
Possession of Cocaine or Narcotic Drug (35-48-4-6)	0	20	0	20
Possession of Controlled Substance (35-48-4-7)	3	3	3	3
Possession of Marijuana (35-48-4-11)	0	0	0	0
Possession of Precursors (35-48-4-14.5)	0	1	0	1
Possession/Use Legend Drug (16-42-19-27)	1	0	1	0
Possession - Destruct Device (35-47.5-5-2)	0	1	0	1
Possession - Explosives/Convicted Felon (35-47.5-5-3)	0	0	0	0
Possession - Machine Gun or Bomb (35-47-5-8)	0	0	0	0
Possession - Sawed-Off Shotgun (35-47-5-4.1)	0	0	0	0
Promoting Prostitution (35-45-4-4)	0	0	0	0
Prisoner Poss. Dang Device/Material (35-44-3-9.5)	0	0	0	0
Reckless Homicide (35-42-1-5)	0	0	0	0
Remove/Alter Original VIN # (9-18-8-12)	0	0	0	0
Resisting Law Enforcement (35-44-3-3)	0	1	0	1
Robbery (35-42-5-1)	3	17	3	17
Security Sale Fraud (23-2-1-12)	0	0	0	0
Sexual Battery (35-42-4-8)	0	1	0	1
Sexual Misconduct with a Minor (35-42-4-9)	0	8	0	8
Stalking (35-45-10-5)	0	2	0	2
Theft, Receiving Stolen Property (35-43-4-2)	1	0	1	0
Trafficking with an Inmate (35-44-3-9)	1	0	1	0
Transfer Contaminated Bodily Fluid (35-42-1-7)	0	0	0	0
Vicarious Sexual Gratification (35-42-4-5)	0	1	0	1
Violation of Custody Order (35-42-3-4)	0	0	0	0
Welfare Fraud (35-43-5-7)	0	0	0	0
Sub-Total	53	287	53	287

THE NUMBER OF FELONS

CLASS D OFFENSES:	This Month		This Fiscal Year	
	Female	Male	Female	Male
	Accident/Failure to Stop (9-4-1-40)	0	0	0
Accident/Failure to Stop-Serious Inj/Death (9-26-1-8)	1	0	1	0
Aiding, Inducing or Causing an Offense (35-41-2-4)	0	0	0	0
• Auto Theft, Receiving Stolen Parts	0	0	0	0
• Criminal Recklessness	0	0	0	0
• Obstruction of Justice	0	0	0	0
• Residential Entry	0	0	0	0
• Possession of Controlled Substance	0	0	0	0
• Prescription Fraud	0	0	0	0
• Residential Entry	0	0	0	0
• Theft, Receiving Stolen Property	0	1	0	1
• Trafficking with an Offender	0	0	0	0
• Voyuerism	0	0	0	0
Aid-Manufacture of Schedule 2 (35-48-4-2)	0	0	0	0
Animal Fight Contest (35-46-3-9)	1	0	1	0
Arson (35-43-1-1)	0	1	0	1
Assisting a Criminal (35-44-3-2)	0	1	0	1
Attempt to Commit a Felony (35-41-5-1)	0	0	0	0
• Arson	0	0	0	0
• Auto Theft, Receiving Stolen Parts	0	0	0	0
• Battery with Bodily Waste	0	0	0	0
• Check Fraud	0	1	0	1
• Child Solicitation	0	0	0	0
• Controlled Substance Registration	0	0	0	0
• Dealing Subs. Represent as Cntrld Subs.	0	0	0	0
• Escape	0	0	0	0
• Fraud	0	0	0	0
• Obstruction of Justice	0	0	0	0
• Possession of Cocaine or Narcotic Drug	0	0	0	0
• Possession of Controlled Substance	0	0	0	0
• Possession of Cont. Subs Tax	0	0	0	0
• Possession of Meth. Subs Tax	0	0	0	0
• Possession of Presc/Aleg Drug	0	0	0	0
• Possession/Use of Legend Drug	0	0	0	0
• Prescription Fraud	0	0	0	0
• Sex Predator Job Near Child	0	0	0	0
• Residential Entry	0	0	0	0
• Sexual Battery	0	0	0	0
• Theft, Receiving Stolen Property	0	7	0	7
• Trafficking with an Offender	0	0	0	0
Auto Theft, Receiving Stolen Parts (35-43-4-2.5)	1	8	1	8
Battery (35-42-2-1)	3	16	3	16
Battery by Bodily Waste (35-42-2-6)	0	2	0	2
Bigamy (35-46-1-2)	0	0	0	0
Burglary (35-43-2-1)	0	0	0	0
Causing Suicide (35-42-1-2)	0	0	0	0
Cemetery Mischief (35-43-1-2.1)	0	0	0	0
Cheating at Gambling (4-33-10-2)	0	0	0	0
Check Deception (35-43-5-5)	0	0	0	0
Check Fraud (35-43-5-12)	1	3	1	3
Child Exploitation (35-42-4-4)	0	1	0	1
Child Molesting (35-42-4-3)	0	0	0	0
Child Pornography (35-42-4-4)	0	0	0	0
Child Seduction (35-42-4-7)	0	0	0	0
Child Solicitation (35-42-4-6)	0	1	0	1
Computer Tampering (35-43-1-4)	0	0	0	0
Conflict of Interest (35-44-1-3)	0	0	0	0
Conspiracy (35-41-5-2)	0	0	0	0
• Check Fraud	0	0	0	0
• Cultivate Marijuana	0	0	0	0
• Intimidation	0	0	0	0
• Fraud	0	0	0	0
• Obstruction of Justice	0	0	0	0
• Possession of Cocaine or Narcotic Drug	0	0	0	0
• Possession of Controlled Substance	0	0	0	0
• Theft, Receiving Stolen Property	0	1	0	1
• Trafficking with an Offender	0	1	0	1
Controlled Substance Registration (35-48-4-14)	3	3	3	3
Conversion (35-43-4-3)	0	0	0	0
Criminal Confinement (35-42-3-3)	0	16	0	16
Criminal Deviate Conduct (35-42-4-2)	0	0	0	0
Criminal Gang Activity (35-45-9-3)	0	2	0	2
Criminal Mischief (35-43-1-2)	0	0	0	0
Criminal Recklessness (35-42-2-2)	2	11	2	11
Criminal Trespass (35-43-2-2)	2	5	2	5
Cruelty to Animals (35-46-3-12)	0	1	0	1
Cultivation of Marijuana (35-48-4-1)	0	0	0	0

CLASS D (Cont.)**THE NUMBER OF FELONS**

	This Month		This Fiscal Year	
	Female	Male	Female	Male
Dealing Counterfeit Substance (35-48-4-5)	0	0	0	0
Dealing Marijuana, Hash Oil, or Hashish (35-48-4-10)	0	5	0	5
Dealing Paraphernalia (35-48-4-8.2)	0	0	0	0
Dealing Sched V Controlled Substance (35-48-4-4)	0	0	0	0
Dealing Subs. Represent as Cntrld Subs. (35-48-4-4.5)	0	1	0	1
Dealing - Sawed-Off Shotgun (35-47-5-4.1)	0	1	0	1
Dispose Solid Waste (13-30-2-1)	0	0	0	0
Dissemination of Matter Harmful to Minor (35-49-3-3)	0	1	0	1
Domestic Battery (35-42-2-1.3)	1	21	1	21
Driving While Intoxicated (9-11-2-3)	2	23	2	23
Driving While Intoxicated/Injury (9-11-2-4)	0	0	0	0
Driving While Suspended/Oper Veh HTV (9-30-19-16)	0	2	0	2
Driving While Suspended/Restricted (9-24-18-5)	0	0	0	0
Dump Controlled Substance Waste (38-48-4-4.1)	0	0	0	0
Exploit Endangered Adult (35-46-1-12)	0	0	0	0
Failure to Appear (35-44-3-6)	0	1	0	1
Failure to Register as a Sex Offender (5-2-12-9)	0	11	0	11
Failure to Remit Money (6-3-4-8)	0	0	0	0
Failure to Remit Sales Tax (6-2.5-9-3)	0	0	0	0
Failure to Return to Lawful Detention (35-44-3-5)	3	4	3	4
Failure to Warn Comm Disease (35-42-1-9)	0	0	0	0
False Reporting (35-44-2-2)	0	0	0	0
Forged Prescription (16-6-8-3)	0	0	0	0
Forgery (35-43-5-2)	3	3	3	3
Fraud (35-43-5-4)	5	6	5	6
Ghost Employment (35-44-2-4)	0	0	0	0
Handgun Violation (35-47-2-1)	0	0	0	0
Hazardous Waste Activities (13-30-6-3)	0	0	0	0
Home Improvement Fraud (35-43-6-12)	0	0	0	0
Home Improvement Fraud/Enhanced (35-43-6-13)	0	0	0	0
Identity Deception (35-43-5-3.5)	1	0	1	0
Illegal Possession of Firearm - Prior Felon (35-47-4-4)	0	0	0	0
Illegal Possession of VIN Plate (9-18-8-15)	0	0	0	0
Impersonation of a Public Servant (35-44-2-3)	0	0	0	0
Incest (35-46-1-3)	0	0	0	0
Income Tax Evasion (6-3-6-11)	0	0	0	0
Intimidation (35-45-2-1)	0	10	0	10
Invasion of Privacy (35-46-1-15.1)	0	2	0	2
Involuntary Manslaughter (35-42-1-4)	0	0	0	0

CLASS D (Cont.)**THE NUMBER OF FELONS**

	This Month		This Fiscal Year	
	Female	Male	Female	Male
Leaving Scene of Accident (9-4-1-42)	0	0	0	0
Loan Sharking (35-45-7-2)	0	0	0	0
Maintaining a Common Nuisance (35-48-4-13)	1	4	1	4
Manufacture Paraphernalia (35-48-4-8.1)	0	0	0	0
Medicaid Fraud (35-43-5-7.1)	0	0	0	0
Moving Body from Scene of Death (36-2-14-17)	0	0	0	0
Neglect of a Dependent (35-46-1-4)	4	3	4	3
Non-Support of a Child (35-46-1-5)	1	11	1	11
Non-Support of a Spouse (35-46-1-6)	0	0	0	0
Obscene Performance (35-49-3-2)	0	0	0	0
Obstruction of Justice (35-44-3-4)	1	2	1	2
Official Misconduct (5-13-14-3)	0	0	0	0
Operating Vehicle-Habitual Violation (9-30-10-16)	4	16	4	16
Operating Vehicle Intoxicated (9-11-2-3)	0	0	0	0
Operating Vehicle Intoxicated-Endanger (9-30-5-2)	5	21	5	21
Operating Vehicle Intoxicated-Injury (9-22-2-4)	0	1	0	1
Operating Vehicle Intoxicated-Prior (9-30-5-3)	6	48	6	48
Operating Vehicle Intoxicated-Ser Injury (9-30-5-4)	0	0	0	0
Perjury (35-44-2-1)	1	0	1	0
Pointing a Firearm (35-47-4-3)	0	1	0	1
Poisoning (35-45-3-1)	0	0	0	0
Possession of Cocaine or Narcotic Drug (35-48-4-6)	15	33	15	33
Possession of Controlled Substance (35-48-4-7)	10	25	10	25
Possession of Controlled Substance Tax (6-7-3-11)	0	0	0	0
Poss. of Marijuana, Hash Oil, or Hashish (35-48-4-11)	1	26	1	26
Possession of Methamphetamine (35-48-4-6.1)	0	0	0	0
Possession of Marijuana Subst Tax (6-7-3-11)	0	0	0	0
Possession of Methamp Subst Tax (6-7-3-11-B)	3	8	3	8
Possession of Paraphernalia (35-48-4-8.3)	6	9	6	9
Possession of Precursors (35-48-4-14.5)	1	6	1	6
Possession of Presc/Aleg Drug (35-48-3-9)	0	2	0	2
Possession/Use of Legend Drug (16-42-19-13)	0	0	0	0
Possession - Firearm-School Property (35-47-9-2)	0	0	0	0
Possession - Handgun w/o License (35-47-2-23)	0	0	0	0
Possession - Sawed-Off Shotgun (35-47-5-4.1)	0	0	0	0
Possession - Syringe/Needle (16-42-19-18)	0	1	0	1
Possession Vehicle w/Altered or Removed ID (9-1-5-1)	0	0	0	0
Prescription Fraud (35-43-5-1)	3	0	3	0
Promoting Professional Gambling (35-45-5-4)	0	0	0	0
Prostitution (35-45-4-2)	6	1	6	1

CLASS D (Cont.)**THE NUMBER OF FELONS**

	This Month		This Fiscal Year	
	Female	Male	Female	Male
Public Indecency (35-45-4-1)	0	0	0	0
Public Intoxication (7-15-1-3)	0	0	0	0
Rape (35-42-4-1)	0	0	0	0
Residential Entry (35-43-2-1.5)	0	10	0	10
Resisting Law Enforcement (35-44-3-3)	0	20	0	20
Rioting (35-45-1-2)	0	0	0	0
Sale, Dist, or Exhibit of Obscene Material (35-49-3-1)	0	0	0	0
Sale of Legend Drug (16-42-19-11)	0	0	0	0
Sexual Battery (35-42-4-8)	0	5	0	5
Sexual Misconduct (35-44-1-5)	0	0	0	0
Sexual Misconduct with a Minor (35-42-4-9)	0	0	0	0
Sex Offender Residency Restrictions (35-42-4-11)	0	1	0	1
Stalking (35-45-10-5)	0	1	0	1
Strangulation (35-42-2-9)	1	5	1	5
Theft, Receiving Stolen Property (35-43-4-2)	59	145	59	145
Trafficking with an Inmate (35-44-3-9)	0	0	0	0
Unlawful Delivery of Confiscated Firearm (35-47-3-4)	0	0	0	0
Unlawful Use of Body Armor (35-47-5-13)	0	0	0	0
Unlawful Use of Stun Gun (35-47-8-5)	0	0	0	0
Use of Stun Gun (35-47-8-5)	0	0	0	0
Uttering Forged Prescription (16-42-19-26)	0	0	0	0
Vicarious Sexual Gratification (35-42-4-5)	0	0	0	0
Violation-1935 Firearms (35-47-5-4.1)	0	1	0	1
Violation of Custody Order (35-42-3-4)	1	0	1	0
Visit Place Unlawfully Selling Alcohol (7.1-5-10-21)	0	0	0	0
Vote in Other Precinct (3-14-2-11)	0	0	0	0
Voyeurism (35-45-4-5)	0	1	0	1
Welfare Fraud (35-43-5-7)	<u>1</u>	<u>0</u>	<u>1</u>	<u>0</u>
Sub-Total	159	580	159	580

HABITUAL OFFENSES:

Habitual Offender (35-50-2-8)	0	1	0	1
Habitual Offender Controlled Substance (35-50-2-10)	0	0	0	0
Habitual Offender Substance Abuse (35-50-2-10)	0	0	0	0
Habitual Offender Traffic Laws (9-30-10-4)	<u>0</u>	<u>0</u>	<u>0</u>	<u>0</u>
Sub-Total	0	1	0	1

GRAND TOTAL NUMBER OF OFFENSES 261 1,209 261 1,209

Note: Offense data may not be available for all offenders at the time this table was prepared.

The original committing offenses for technical parole violators and technical Community Transition Program violators are reported on this table.

Source: SAS - admoffenses7.pgm

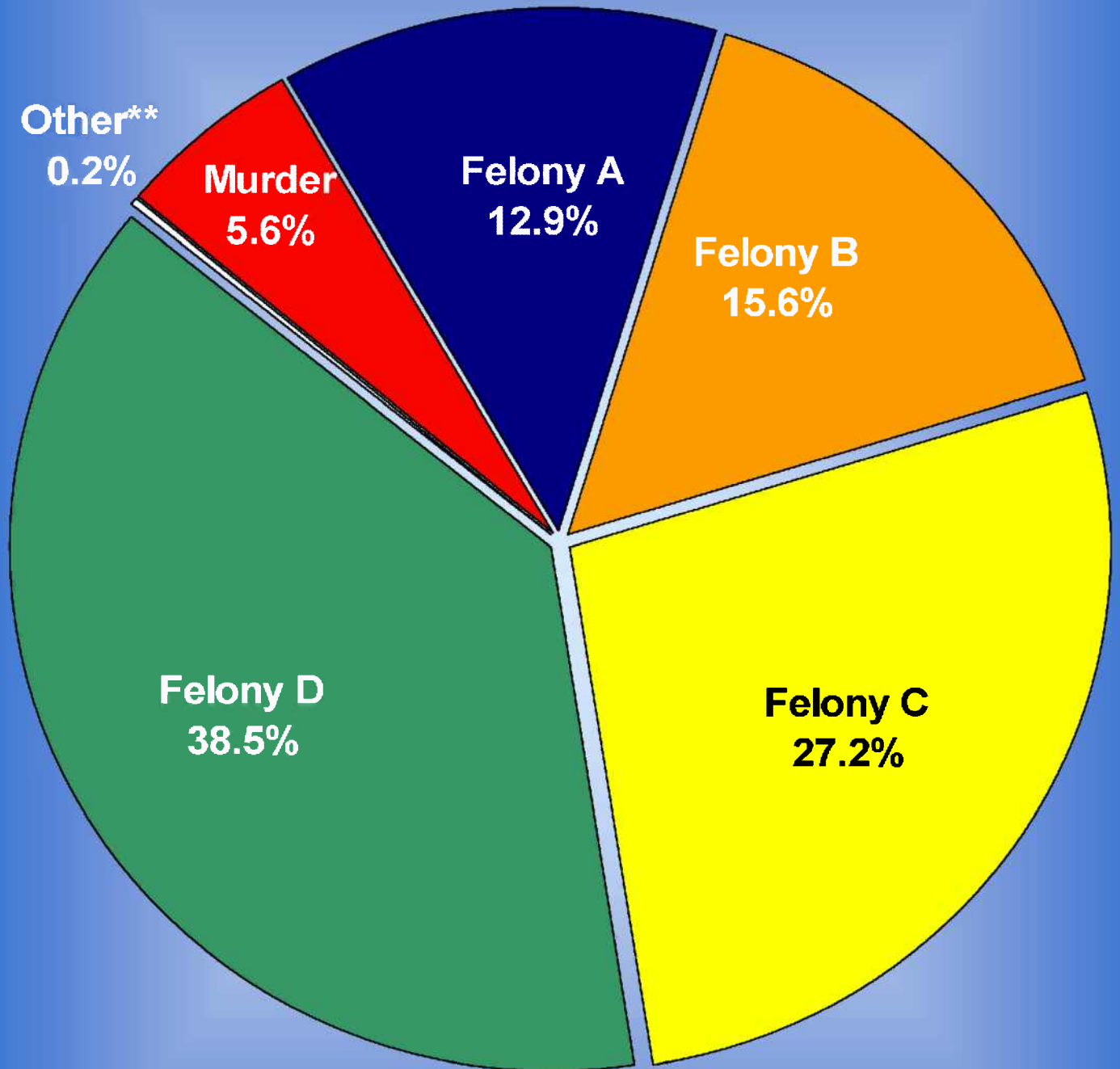
Indiana Department of Correction

Graph A

Female Population by Most Serious Offense Felony Level*

August 1, 2010

N = 2,545



* (Includes Offenders Held in County Jails and Contracted Beds)

** Other includes Safekeepers, Predisposition, Habitual Offenders, Misdemeanors, and Unknown

Indiana Department of Correction

Graph B

Average Daily Adult Female Offender Populations Calendar Year 2010



Includes County Jail/Contract Beds

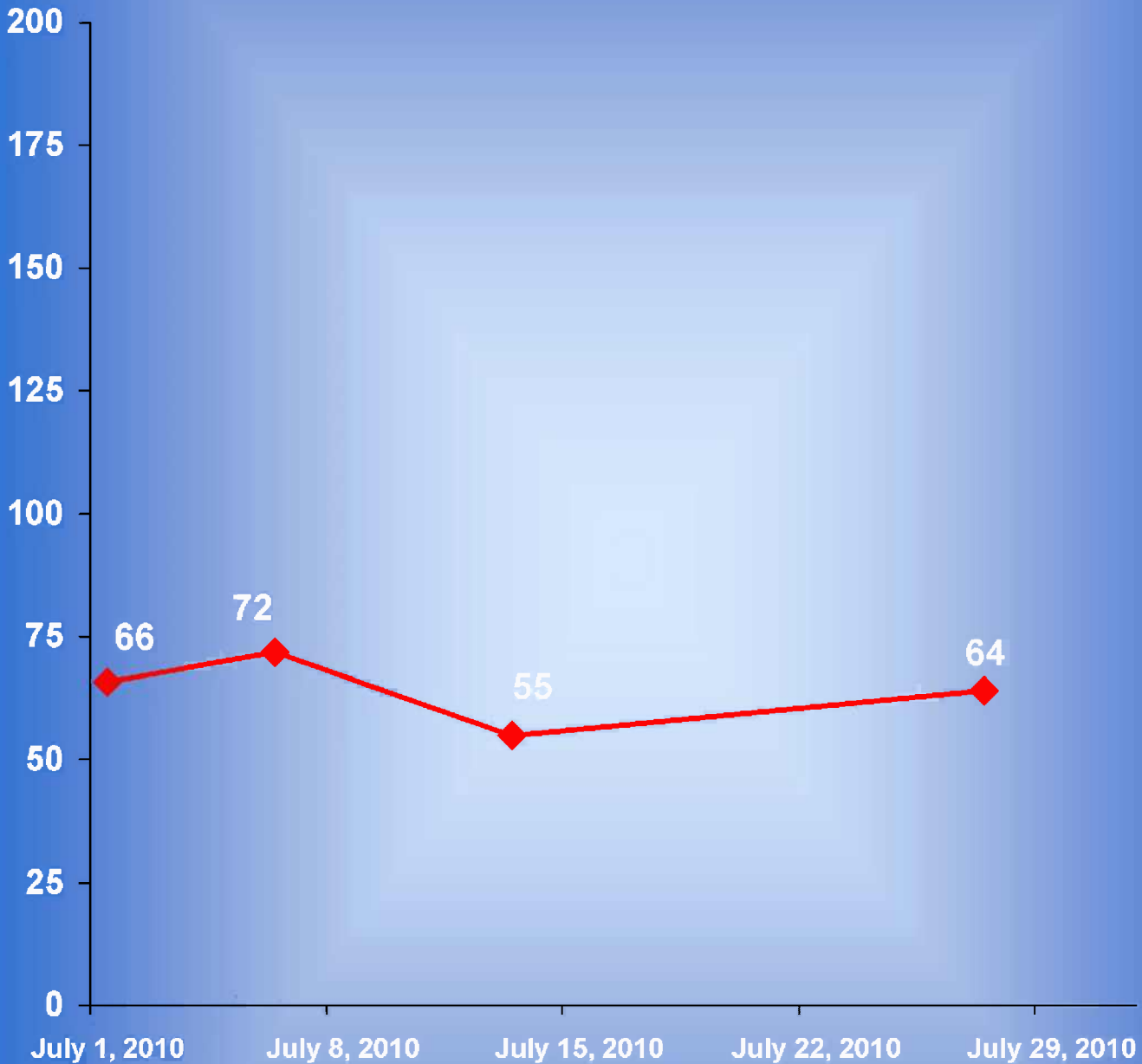
Excludes County Jail/Contract Beds

Indiana Department of Correction

Graph C

Adult Females Held in County Jails

July 2010



- Offenders held in county jails are newly sentenced offenders with completed court documents who are awaiting transfer to a DOC facility.

- Jail counts are a dynamic number that are affected by a variety of factors, including; sentencing trends, available DOC beds, and intake process completion.

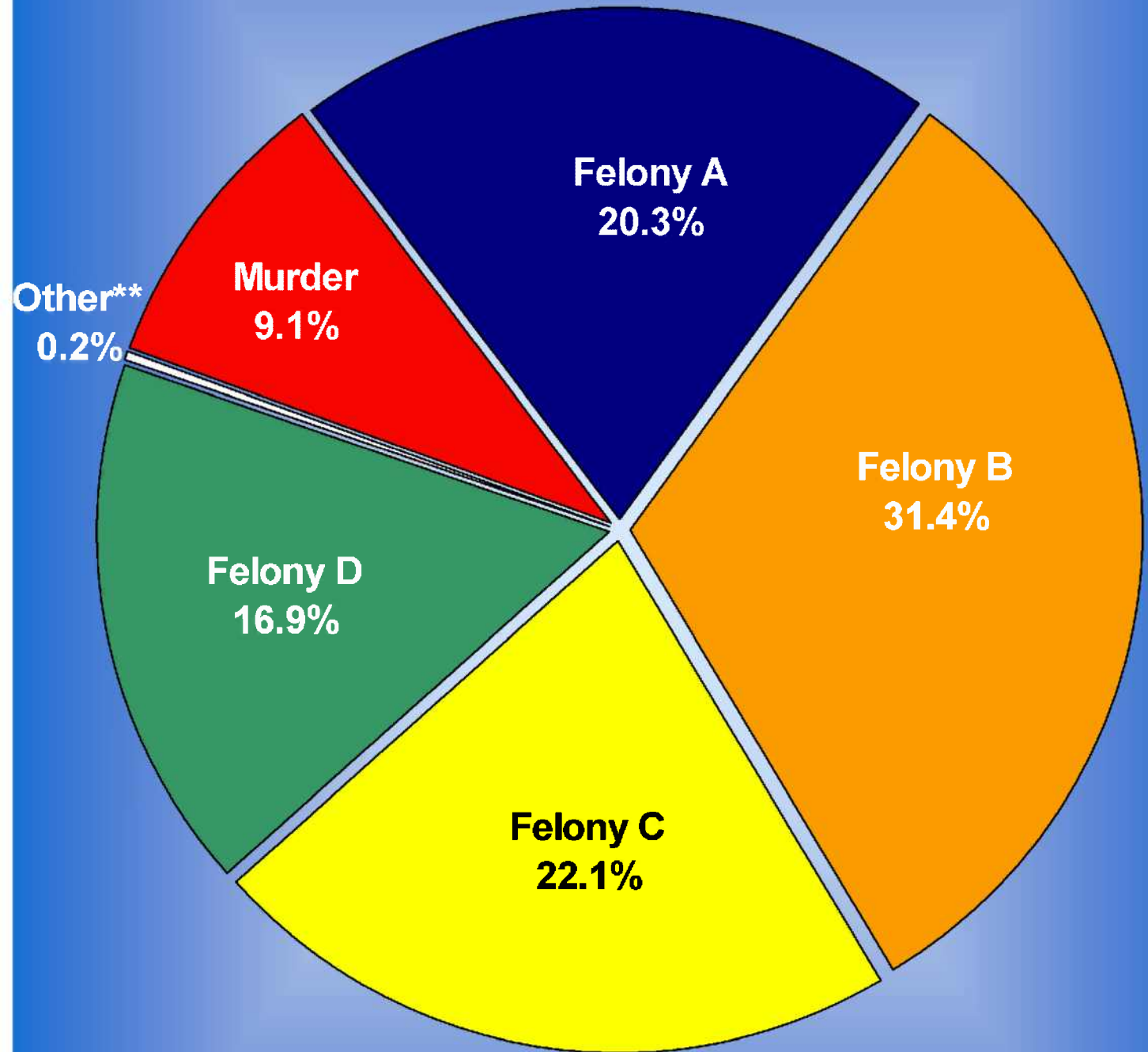
Indiana Department of Correction

Graph D

Male Population by Most Serious Offense Felony Level

August 1, 2010

N = 25,934



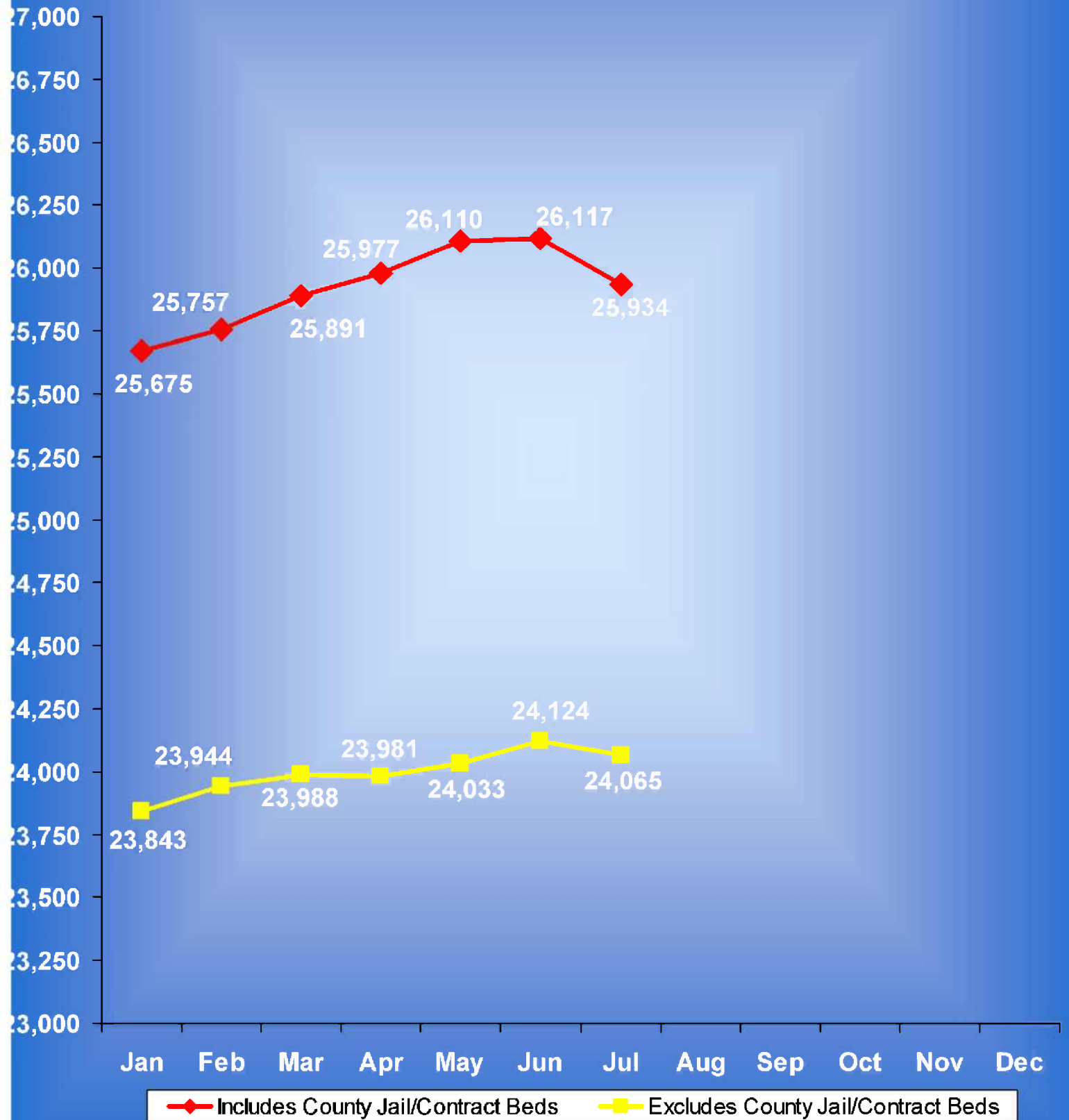
* (Includes Offenders Held in County Jails and Contracted Beds)

** Other includes Safekeepers, Predisposition, Habitual Offenders, Misdemeanors, and Unknown

Indiana Department of Correction

Graph E

Average Daily Adult Male Offender Populations Calendar Year 2010

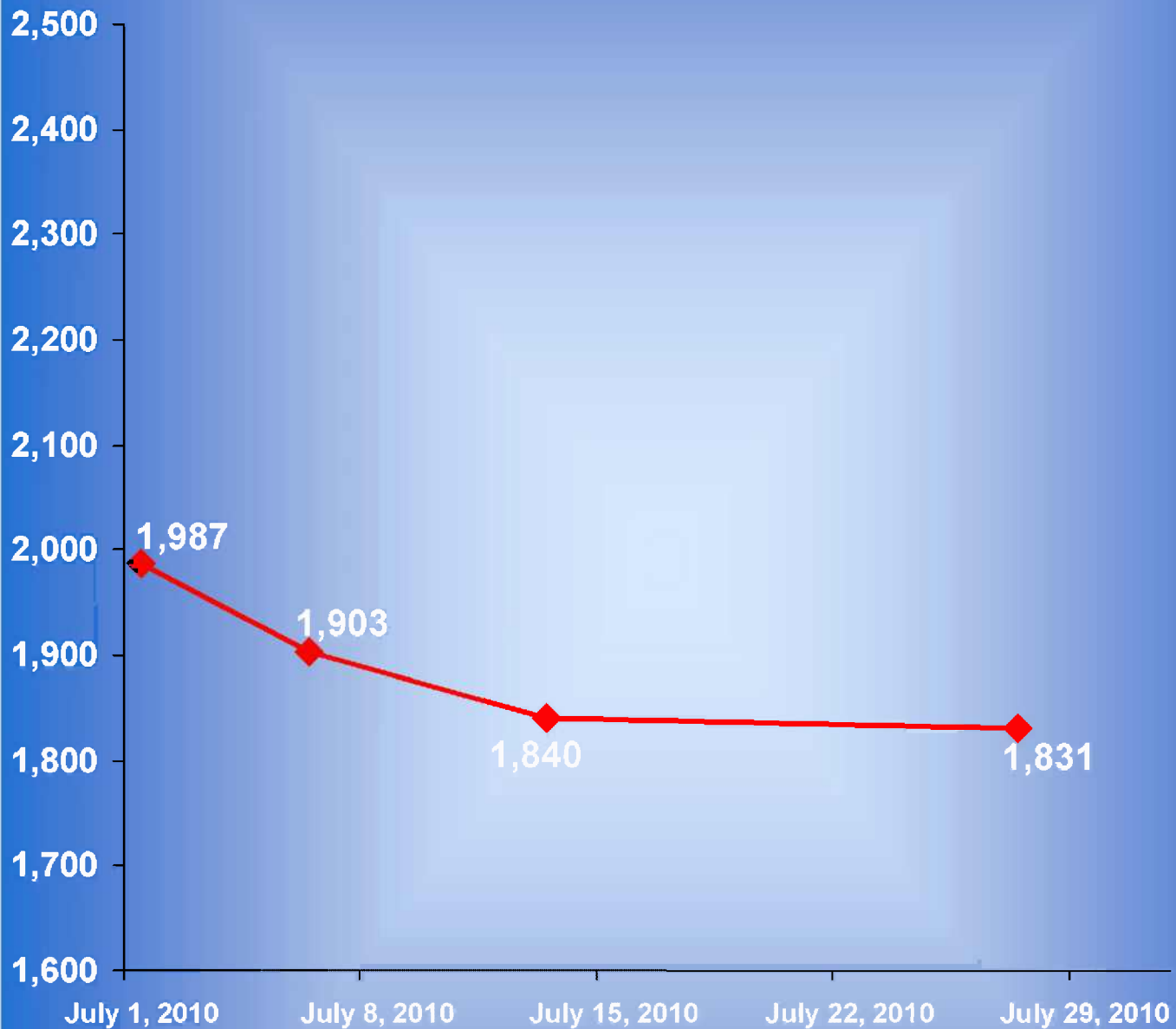


Indiana Department of Correction

Graph F


Adult Males Held in County Jails

July 2010



- Offenders held in county jails are newly sentenced offenders with completed court documents who are awaiting transfer to a DOC facility.

- Jail counts are a dynamic number that are affected by a variety of factors, including; sentencing trends, available DOC beds, and intake process completion.



Juvenile Offender Statistics



Indiana Department Of Correction
Table 11
Monthly Facility Admissions and Releases

Juvenile Offenders
July 2010

Admissions of All Juvenile Males

New Commitment	Re- Commitment	Parolee Returned	Return From Escape	Diagnostics/ Walk-Thrus
44	8	1	0	7

Releases of All Juvenile Males

Discharge	Parole	Escape	Diagnostics/ Walk-Thrus
56	28	0	7

Admissions of All Juvenile Females

New Commitment	Re- Commitment	Parolee Returned	Return From Escape	Diagnostics/ Walk-Thrus
10	1	0	0	1

Releases of All Juvenile Females

Discharge	Parole	Escape	Diagnostics/ Walk-Thrus
9	2	0	3

Sources:
SAS - mnthadm4.pgm
SAS - mnthext4.pgm

Indiana Department of Correction
Table 12
The Total Number of Committing Offenses for Juveniles
Committed to the Indiana Department of Correction

July 2010

OFFENSE (Citation Code)	THE NUMBER OF OFFENSES			
	This Month		This Fiscal Year	
	Female	Male	Female	Male
LEVEL I				
Aggravated Battery (35-42-2-1.5)	1	0	1	0
Arson (35-43-1-1)	0	0	0	0
Battery (35-42-2-1)	0	1	0	1
Battery by Bodily Waste (35-42-2-6)	0	0	0	0
Burglary (35-43-2-1)	0	0	0	0
Carjacking (35-42-5-2)	0	0	0	0
Carrying Handgun w/o License (35-47-2-1)	0	3	0	3
Changing, Altering, Removing, Obliterating ID of Handgun (35-47-2-18)	0	0	0	0
Child Exploitation (35-42-4-4)	0	0	0	0
Child in Possession of Handgun (35-47-10-5)	0	0	0	0
Child Molesting (35-42-4-3)	0	2	0	2
Child Seduction (35-42-4-7)	0	0	0	0
Child Selling (35-46-1-4)	0	0	0	0
Child Solicitation (35-42-4-6)	0	0	0	0
Consumer Product Tampering (35-45-8-3)	0	0	0	0
Criminal Confinement (35-42-3-3)	0	0	0	0
Criminal Gang Intimidation (35-45-9-4)	0	0	0	0
Criminal Deviate Conduct (35-42-4-2)	0	0	0	0
Criminal Recklessness (35-42-2-2)	0	2	0	2
Dealing in a Sawed-Off Shotgun (35-47-5-4.1)	0	0	0	0
Driving While Intoxicated Resulting in Death (9-30-5-5)	0	0	0	0
False, Altering Handgun License (35-47-2-22)	0	0	0	0
False Application for Handgun (35-47-2-8)	0	0	0	0
Feticide (35-42-1-6)	0	0	0	0
Handgun, False Information (35-47-2-17)	0	0	0	0
Incest (35-46-1-3)	0	0	0	0
Interference with Custody (35-42-3-4)	0	0	0	0
Intimidation (35-45-2-1)	0	0	0	0
Involuntary Manslaughter (35-42-1-4)	0	0	0	0
Kidnapping (35-42-3-2)	0	0	0	0
Murder (35-42-1-1)	0	0	0	0
Neglect of a Dependent (35-46-1-4)	0	0	0	0
Operation of a Machine Gun/Hurling a Bomb (35-47-5-9)	0	0	0	0
Overpass Mischief (35-42-2-5)	0	0	0	0
Pointing a Firearm (35-47-4-3)	0	0	0	0
Possession of Firearm on School Property (35-47-9-2)	0	0	0	0
Possession of a Machine Gun or Bomb (35-47-5-9)	0	0	0	0
Rape (35-42-4-1)	0	0	0	0
Reckless Homicide (35-42-1-5)	0	0	0	0
Resisting Law Enforcement (35-44-3-3)	0	0	0	0
Robbery (35-42-5-1)	0	1	0	1

LEVEL I (Cont.)

THE NUMBER OF OFFENSES

	This Month		This Fiscal Year	
	<u>Female</u>	<u>Male</u>	<u>Female</u>	<u>Male</u>
Sell, Manufacture, Possess, Purchase Explosive (35-47-5-1)	0	0	0	0
Sell, Transfer, HIV Blood (35-42-1-7)	0	0	0	0
Selling, Transferring, Giving Handgun to Under 18 (35-47-2-7)	0	0	0	0
Sexual Battery (35-42-4-8)	0	0	0	0
Sexual Misconduct (35-44-1-5)	0	0	0	0
Sexual Misconduct with a Minor (35-42-4-9)	0	0	0	0
Stalking (35-45-10-5)	0	0	0	0
Strangulation (35-42-2-9)	0	0	0	0
Unlawful Delivery of Confiscated Firearm (35-47-3-4)	0	0	0	0
Unlawful Use of Body Armor (35-47-5-13)	0	0	0	0
Unlawful Use of Stun Gun (35-47-8-5)	0	0	0	0
Vicarious Sexual Gratification (35-42-4-5)	0	0	0	0
Voluntary Manslaughter (35-42-1-3)	<u>0</u>	<u>0</u>	<u>0</u>	<u>0</u>
Sub-Total	1	9	1	9

LEVEL II

Assisting a Criminal (35-44-3-2)	0	0	0	0
Chinese Throwing Star (35-47-5-12)	0	0	0	0
Criminal Gang Activity (35-45-9-3)	0	0	0	0
Criminal Recklessness (35-42-2-2)	0	0	0	0
Dealing Anabolic Steroid (16-42-19-27)	0	0	0	0
Dealing in a Schedule I, II, or III Controlled Substance (35-48-4-2)	0	1	0	1
Dealing in a Schedule IV Controlled Substance (35-48-4-3)	0	0	0	0
Dealing in a Schedule V Controlled Substance (35-48-4-4)	0	0	0	0
Dealing in a Substance Represented to be a Controlled Substance (35-48-4-4.5)	0	0	0	0
Dealing in Cocaine or Narcotic Drug (35-48-4-1)	0	0	0	0
Dealing in Marijuana, Hash Oil, or Hashish (35-48-4-10)	0	2	0	2
Delivery of Weapon to Intoxicated Person (35-47-4-1)	0	0	0	0
Escape (35-44-3-5)	0	0	0	0
Escape/Failure to Return to Lawful Detention (35-44-3-5)	0	0	0	0
Interference with Custody (35-42-3-4)	0	0	0	0
Intimidation (35-45-2-1)	0	1	0	1
Knife with Automatic Blade (35-47-5-2)	0	0	0	0
Loan Sharking (35-45-7-2)	0	0	0	0
Maintaining a Common Nuisance (35-48-4-13)	0	1	0	1
Manufacture, Distribution, Possession of a Substance Represented to be a Controlled Substance (35-48-4-4.6)	0	0	0	0
Neglect of a Dependent (35-46-1-4)	0	1	0	1
Possession of a Controlled Substance (35-48-4-7)	0	0	0	0
Possession of a Knife on School Property (35-47-5-2.5)	0	0	0	0
Poss precursors w/intent to manufacture etc. (35-48-4-14.5)	0	0	0	0
Promoting Prostitution (35-45-4-4)	0	0	0	0
Purchase, Possession or Sale of Stun Gun (35-47-8-5)	0	0	0	0
Resisting Law Enforcement (35-44-3-3)	1	2	1	2
Rioting with a Deadly Weapon (35-45-1-2)	0	0	0	0
Sale, Possession, Use of Legend Drug (16-42-19-27)	0	0	0	0
Sexual Misconduct with a Minor (35-42-4-9)	0	0	0	0
Stalking (35-45-10-5)	0	0	0	0
Trafficking with an Inmate (35-44-3-9)	0	0	0	0
Use of Stun Gun in Commission of a Crime (35-47-8-5)	<u>0</u>	<u>0</u>	<u>0</u>	<u>0</u>
Sub-Total	1	8	1	8

THE NUMBER OF OFFENSES

LEVEL III	This Month		This Fiscal Year	
	Female	Male	Female	Male
Accident/Failure to Stop (9-26-1-8)	0	0	0	0
Accident, Property Damage with Injury (9-26-1-8)	0	0	0	0
Altering or Damaging Computer (35-43-1-4)	0	0	0	0
Auto Theft, Receiving Stolen Parts (35-43-4-2.5)	1	1	1	1
Battery (35-42-2-1)	2	8	2	8
Bribery (35-44-1-1)	0	0	0	0
Burglary (35-43-2-1)	2	10	2	10
Check Deception (35-43-5-5)	0	0	0	0
Check Fraud (35-43-5-12)	0	0	0	0
Child Exploitation (35-42-4-4)	0	0	0	0
Controlled Substance Registration (35-48-4-14)	0	0	0	0
Conversion (35-43-4-3)	1	1	1	1
Criminal Mischief (35-43-1-2)	0	1	0	1
Criminal Recklessness (35-42-2-2)	0	0	0	0
Criminal Trespass (35-43-2-2)	0	1	0	1
Dealing in Altered Property (35-43-4-2.3)	0	0	0	0
Dealing in Marijuana, Hash Oil, or Hashish (35-48-4-10)	0	0	0	0
Dealing in Paraphernalia (35-48-4-8.5)	0	0	0	0
Distribution of Material Harmful to Minor (35-49-3-3)	0	0	0	0
Escape/Failure to Return to Lawful Detention (35-44-3-5)	0	2	0	2
Failure to Appear (35-44-3-6)	0	0	0	0
False Reporting (35-44-2-2)	0	0	0	0
Forgery (35-43-5-2)	0	0	0	0
Fraud (35-43-5-4)	0	0	0	0
Fraud on Financial Institution (35-45-5-8)	0	0	0	0
Home Improvement Fraud (35-43-6-13)	0	0	0	0
Identity Deception (35-43-5-3.5)	0	0	0	0
Interference with Custody (35-42-3-4)	0	0	0	0
Interference with Reporting Crime (35-42-2-5)	0	0	0	0
Invasion of Privacy (35-46-1-15.1)	0	0	0	0
Manufacture of Paraphernalia (35-48-4-8.1)	0	0	0	0
Nonsupport of Child (35-46-1-5)	0	0	0	0
Nonsupport of Spouse (35-46-1-6)	0	0	0	0
Obscene Performance (35-49-3-1)	0	0	0	0
Obstructing Fireman (35-44-3-8)	0	0	0	0
Obstructing Traffic (35-42-2-4)	0	0	0	0
Obstruction of Justice (35-44-3-4)	0	0	0	0
Operating Vehicle After Lifetime Forfeiture (9-30-10-17)	0	0	0	0
Operating Vehicle While Intoxicated (9-30-5-4)	0	0	0	0
Operating Vehicle While Intoxicated with Prior (9-30-5-3)	0	0	0	0

LEVEL III (Cont.)**THE NUMBER OF OFFENSES**

	This Month		This Fiscal Year	
	Female	Male	Female	Male
Patronizing a Prostitute (35-45-4-3)	0	0	0	0
Perjury (35-44-2-1)	0	0	0	0
Possession of Cocaine or Narcotic Drug (35-48-4-6)	0	0	0	0
Possession of Marijuana, Hash Oil, or Hashish (35-48-4-11)	0	0	0	0
Possession of Paraphernalia (35-48-4-8.3)	0	0	0	0
Professional Gambling (35-45-5-3)	0	0	0	0
Profiting from Adoption (35-46-1-9)	0	0	0	0
Promoting Professional Gambling (35-45-5-4)	0	0	0	0
Promoting Prostitution (35-45-4-4)	0	0	0	0
Prostitution (35-45-4-2)	0	0	0	0
Public Indecency (35-45-4-1)	0	0	0	0
Receiving Stolen Property (35-43-4-2)	0	2	0	2
Residential Entry (35-43-2-1.5)	0	0	0	0
Resisting Law Enforcement (35-44-3-3)	0	1	0	1
Rioting (35-45-1-2)	0	0	0	0
Sale, Possession, Use of Legend Drug (16-42-19-27)	0	0	0	0
Selling, Distributing, Exhibiting Obscene Material (35-49-3-1)	0	0	0	0
Stalking (35-45-10-5)	0	0	0	0
Theft (35-43-4-2)	1	3	1	3
Torture or Mutilation of Animal (35-46-3-12)	0	0	0	0
Trafficking with an Inmate (35-44-3-9)	0	0	0	0
Unauthorized Possession of Prescription Form (35-48-4-14)	0	0	0	0
Voyeurism (35-45-4-5)	0	0	0	0
Welfare Fraud (35-43-5-7)	0	0	0	0
Sub-Total	7	30	7	30

LEVEL IV

Accident/Failure to Stop (9-26-1-8)	0	0	0	0
Assisting a Criminal (35-44-3-2)	0	0	0	0
Check Deception (35-43-5-5)	0	0	0	0
Common Nuisance, Legend Drug (16-42-19-27)	0	0	0	0
Common Nuisance, Visiting a Building (35-48-4-13)	0	0	0	0
Computer Trespassing (35-43-2-3)	0	0	0	0
Counterfeiting a Driver's License (9-24-18-7)	0	0	0	0
Counterfeiting Auto Registration (9-18-2-42)	0	0	0	0
Curfew Violation (31-37-2-5)	0	0	0	0
Deception (35-43-5-3)	0	0	0	0
Disorderly Conduct (35-45-1-3)	0	0	0	0
Dissemination of Material Harmful to Minor (35-49-3-3)	0	0	0	0
Driving with Suspended License (9-24-19-2)	0	0	0	0
Exploitation of Dependent/Endangered Adult (35-46-1-12)	0	0	0	0
Failure to Appear (35-44-3-6)	0	0	0	0
Failure to Disclose Recruitment (35-46-4-4)	0	0	0	0
Failure to Respond to Summons (35-44-3-6.5)	0	0	0	0
False Auto Registration (9-18-2-44)	0	0	0	0
False Informing (35-44-2-2)	0	2	0	2
Flag Desecration (35-45-1-4)	0	0	0	0

LEVEL IV (Cont.)

THE NUMBER OF OFFENSES

	This Month		This Fiscal Year	
	<u>Female</u>	<u>Male</u>	<u>Female</u>	<u>Male</u>
Glue Sniffing (35-46-6-2)	0	0	0	0
Habitual Disobedience of Parent, Guardian, or Custodian (Incorrigible) (31-37-2-4)	0	0	0	0
Harassment (35-45-2-2)	0	0	0	0
Home Improvement Fraud (35-43-6-12)	0	0	0	0
Illegal Consumption of Alcohol (7.1-5-7-7)	0	0	0	0
Illegal Possession of Alcohol (7.1-5-7-7)	0	0	0	0
Impairment of ID Number (35-43-7-4)	0	0	0	0
Interference with Custody (35-42-3-4)	0	0	0	0
Interfering with Law Enforcement Animal (35-46-3-11)	0	0	0	0
Invasion of Privacy (35-46-1-15.1)	0	0	0	0
Leaving Home w/o Permission of Parent, Guardian or Custodian (Runaway) (31-37-2-2)	0	0	0	0
Nitrous Oxide Distribution (35-46-6-3)	0	0	0	0
Obscene Performance (35-49-3-1)	0	0	0	0
Obstructing Medical Emergency (35-44-3-8.5)	0	0	0	0
Obstructing Traffic (35-42-2-4)	0	0	0	0
Operating Vehicle While Intoxicated (9-30-5-2)	0	0	0	0
Operating Vehicle While Intoxicated/Cntrl'd Sub (9-30-5-1)	0	0	0	0
Operating Vehicle w/o License (9-24-18-1)	0	0	0	0
Operating Vehicle w/o Proof of Financial (9-25-8-2)	0	0	0	0
Operating Vehicle w/o Registration/Plates (9-18-2-43)	0	0	0	0
Possession of Marijuana, Hash Oil, or Hashish (35-48-4-11)	0	3	0	3
Possession of Paraphernalia (35-48-4-8.3)	0	0	0	0
Possession of Substance Represented to be a Controlled Substance (35-48-4-4.6)	0	0	0	0
Possession, Purchase, Accepting Tobacco (35-46-1-10.5)	0	0	0	0
Probation Violation	1	0	1	0
Public Intoxication (7.1-5-1-3)	0	0	0	0
Receiving Unidentified Property (35-43-7-5)	0	0	0	0
Reckless Driving (9-21-8-52)	0	0	0	0
Refusal to Aid Officer (35-44-3-7)	0	0	0	0
Selling, Distributing, Exhibiting Obscene Material (35-49-3-1)	0	0	0	0
Tattooing a Minor (35-42-2-7)	0	0	0	0
Torture, Kill, Mutilate an Animal (35-46-3-12)	0	0	0	0
Unauthorized Possession of Prescription (35-48-4-14)	0	0	0	0
Unlawful Entry of Motor Vehicle (35-43-4-2.7)	0	1	0	1
Unlawful Gambling (35-45-5-2)	0	0	0	0
Unlawful Use of Railroad Right of Way (8-3-15-3)	0	0	0	0
Vending Machine Vandalism (35-43-4-7)	0	0	0	0
Violation of Compulsory School Attendance Law (Truancy) (31-37-2-3)	1	0	1	0
Violation Home Detention	0	0	0	0
Violation Suspended Commitment to DOC	0	0	0	0
Voyeurism (35-45-4-5)	0	0	0	0
Welfare Fraud (35-45-5-7)	0	0	0	0
Sub-Total	2	6	2	6
GRAND TOTAL NUMBER OF OFFENSES	11	53	11	53

Source: SAS - mnthadm4_by_offense.pgm

Indiana Department of Correction

Table 13

The Number of Juvenile Offenders by Most Serious Offense Committed to the Indiana Department of Correction

July 2010

MOST SERIOUS OFFENSE (Citation Code)	THE NUMBER OF JUVENILES			
	This Month		This Fiscal Year	
	<u>Female</u>	<u>Male</u>	<u>Female</u>	<u>Male</u>
LEVEL I				
Aggravated Battery (35-42-2-1.5)	1	0	1	0
Arson (35-43-1-1)	0	0	0	0
Battery (35-42-2-1)	0	2	0	2
Battery by Bodily Waste (35-42-2-6)	0	1	0	1
Burglary (35-43-2-1)	0	0	0	0
Carjacking (35-42-5-2)	0	0	0	0
Carrying Handgun w/o License (35-47-2-1)	0	4	0	4
Changing, Altering, Removing, Obliterating ID of Handgun (35-47-2-18)	0	0	0	0
Child Exploitation (35-42-4-4)	0	0	0	0
Child in Possession of Handgun (35-47-10-5)	0	1	0	1
Child Molesting (35-42-4-3)	0	2	0	2
Child Seduction (35-42-4-7)	0	0	0	0
Child Selling (35-46-1-4)	0	0	0	0
Child Solicitation (35-42-4-6)	0	0	0	0
Consumer Product Tampering (35-45-8-3)	0	0	0	0
Criminal Confinement (35-42-3-3)	0	0	0	0
Criminal Gang Intimidation (35-45-9-4)	0	0	0	0
Criminal Deviate Conduct (35-42-4-2)	0	0	0	0
Criminal Recklessness (35-42-2-2)	0	2	0	2
Dealing in a Sawed-Off Shotgun (35-47-5-4.1)	0	0	0	0
Driving While Intoxicated Resulting in Death (9-30-5-5)	0	0	0	0
False, Altering Handgun License (35-47-2-22)	0	0	0	0
False Application for Handgun (35-47-2-8)	0	0	0	0
Feticide (35-42-1-6)	0	0	0	0
Handgun, False Information (35-47-2-17)	0	0	0	0
Incest (35-46-1-3)	0	0	0	0
Interference with Custody (35-42-3-4)	0	0	0	0
Intimidation (35-45-2-1)	0	0	0	0
Involuntary Manslaughter (35-42-1-4)	0	0	0	0
Kidnapping (35-42-3-2)	0	0	0	0
Murder (35-42-1-1)	0	0	0	0
Neglect of a Dependent (35-46-1-4)	0	0	0	0
Operation of a Machine Gun/Hurling a Bomb (35-47-5-9)	0	0	0	0
Overpass Mischief (35-42-2-5)	0	0	0	0
Pointing a Firearm (35-47-4-3)	0	0	0	0
Possession of Firearm on School Property (35-47-9-2)	0	0	0	0
Possession of a Machine Gun or Bomb (35-47-5-9)	0	0	0	0
Rape (35-42-4-1)	0	0	0	0
Reckless Homicide (35-42-1-5)	0	0	0	0
Resisting Law Enforcement (35-44-3-3)	0	0	0	0
Robbery (35-42-5-1)	0	2	0	2

LEVEL I (Cont.)

THE NUMBER OF JUVENILES

	This Month		This Fiscal Year	
	<u>Female</u>	<u>Male</u>	<u>Female</u>	<u>Male</u>
Sell, Manufacture, Possess, Purchase Explosive (35-47-5-1)	0	0	0	0
Sell, Transfer, HIV Blood (35-42-1-7)	0	0	0	0
Selling, Transferring, Giving Handgun to Under 18 (35-47-2-7)	0	0	0	0
Sexual Battery (35-42-4-8)	0	0	0	0
Sexual Misconduct (35-44-1-5)	0	0	0	0
Sexual Misconduct with a Minor (35-42-4-9)	0	0	0	0
Stalking (35-45-10-5)	0	0	0	0
Strangulation (35-42-2-9)	0	0	0	0
Unlawful Delivery of Confiscated Firearm (35-47-3-4)	0	0	0	0
Unlawful Use of Body Armor (35-47-5-13)	0	0	0	0
Unlawful Use of Stun Gun (35-47-8-5)	0	0	0	0
Vicarious Sexual Gratification (35-42-4-5)	0	0	0	0
Voluntary Manslaughter (35-42-1-3)	<u>0</u>	<u>0</u>	<u>0</u>	<u>0</u>
Sub-Total	1	14	1	14

LEVEL II

Assisting a Criminal (35-44-3-2)	0	0	0	0
Chinese Throwing Star (35-47-5-12)	0	0	0	0
Criminal Gang Activity (35-45-9-3)	0	0	0	0
Criminal Recklessness (35-42-2-2)	0	0	0	0
Dealing Anabolic Steroid (16-42-19-27)	0	0	0	0
Dealing in a Schedule I, II, or III Controlled Substance (35-48-4-2)	0	1	0	1
Dealing in a Schedule IV Controlled Substance (35-48-4-3)	0	0	0	0
Dealing in a Schedule V Controlled Substance (35-48-4-4)	0	0	0	0
Dealing in a Substance Represented to be a Controlled Substance (35-48-4-4.5)	0	0	0	0
Dealing in Cocaine or Narcotic Drug (35-48-4-1)	0	2	0	2
Dealing in Marijuana, Hash Oil, or Hashish (35-48-4-10)	0	0	0	0
Delivery of Weapon to Intoxicated Person (35-47-4-1)	0	0	0	0
Escape (35-44-3-5)	0	0	0	0
Escape/Failure to Return to Lawful Detention (35-44-3-5)	0	0	0	0
Interference with Custody (35-42-3-4)	0	0	0	0
Intimidation (35-45-2-1)	0	1	0	1
Knife with Automatic Blade (35-47-5-2)	0	0	0	0
Loan Sharking (35-45-7-2)	0	0	0	0
Maintaining a Common Nuisance (35-48-4-13)	0	1	0	1
Manufacture, Distribution, Possession of a Substance Represented to be a Controlled Substance (35-48-4-4.6)	0	0	0	0
Neglect of a Dependent (35-46-1-4)	0	1	0	1
Possession of a Controlled Substance (35-48-4-7)	0	0	0	0
Possession of a Knife on School Property (35-47-5-2.5)	0	0	0	0
Poss precursors w/intent to manufacture etc. (35-48-4-14.5)	0	0	0	0
Promoting Prostitution (35-45-4-4)	0	0	0	0
Purchase, Possession or Sale of Stun Gun (35-47-8-5)	0	0	0	0
Resisting Law Enforcement (35-44-3-3)	1	2	1	2
Rioting with a Deadly Weapon (35-45-1-2)	0	0	0	0
Sale, Possession, Use of Legend Drug (16-42-19-27)	0	0	0	0
Sexual Misconduct with a Minor (35-42-4-9)	0	0	0	0
Stalking (35-45-10-5)	0	0	0	0
Trafficking with an Inmate (35-44-3-9)	0	0	0	0
Use of Stun Gun in Commission of a Crime (35-47-8-5)	<u>0</u>	<u>0</u>	<u>0</u>	<u>0</u>
Sub-Total	1	8	1	8

THE NUMBER OF JUVENILES

LEVEL III	This Month		This Fiscal Year	
	<u>Female</u>	<u>Male</u>	<u>Female</u>	<u>Male</u>
Accident/Failure to Stop (9-26-1-8)	0	0	0	0
Accident, Property Damage with Injury (9-26-1-8)	0	1	0	1
Altering or Damaging Computer (35-43-1-4)	0	0	0	0
Auto Theft, Receiving Stolen Parts (35-43-4-2.5)	2	2	2	2
Battery (35-42-2-1)	2	12	2	12
Bribery (35-44-1-1)	0	0	0	0
Burglary (35-43-2-1)	2	10	2	10
Check Deception (35-43-5-5)	0	0	0	0
Check Fraud (35-43-5-12)	0	0	0	0
Child Exploitation (35-42-4-4)	0	0	0	0
Controlled Substance Registration (35-48-4-14)	0	0	0	0
Conversion (35-43-4-3)	1	1	1	1
Criminal Mischief (35-43-1-2)	0	4	0	4
Criminal Recklessness (35-42-2-2)	0	0	0	0
Criminal Trespass (35-43-2-2)	0	1	0	1
Dealing in Altered Property (35-43-4-2.3)	0	0	0	0
Dealing in Marijuana, Hash Oil, or Hashish (35-48-4-10)	0	1	0	1
Dealing in Paraphernalia (35-48-4-8.5)	0	0	0	0
Distribution of Material Harmful to Minor (35-49-3-3)	0	0	0	0
Escape/Failure to Return to Lawful Detention (35-44-3-5)	1	4	1	4
Failure to Appear (35-44-3-6)	0	0	0	0
False Reporting (35-44-2-2)	0	0	0	0
Forgery (35-43-5-2)	0	0	0	0
Fraud (35-43-5-4)	0	0	0	0
Fraud on Financial Institution (35-45-5-8)	0	0	0	0
Home Improvement Fraud (35-43-6-13)	0	0	0	0
Identity Deception (35-43-5-3.5)	0	0	0	0
Interference with Custody (35-42-3-4)	0	0	0	0
Interference with Reporting Crime (35-45-2-5)	0	0	0	0
Invasion of Privacy (35-46-1-15.1)	0	0	0	0
Manufacture of Paraphernalia (35-48-4-8.1)	0	0	0	0
Nonsupport of Child (35-46-1-5)	0	0	0	0
Nonsupport of Spouse (35-46-1-6)	0	0	0	0
Obscene Performance (35-49-3-1)	0	0	0	0
Obstructing Fireman (35-44-3-8)	0	0	0	0
Obstructing Traffic (35-42-2-4)	0	0	0	0
Obstruction of Justice (35-44-3-4)	0	0	0	0
Operating Vehicle After Lifetime Forfeiture (9-30-10-17)	0	0	0	0
Operating Vehicle While Intoxicated (9-30-5-4)	0	0	0	0
Operating Vehicle While Intoxicated with Prior (9-30-5-3)	0	0	0	0

LEVEL III (Cont.)**THE NUMBER OF JUVENILES**

	This Month		This Fiscal Year	
	<u>Female</u>	<u>Male</u>	<u>Female</u>	<u>Male</u>
Patronizing a Prostitute (35-45-4-3)	0	0	0	0
Perjury (35-44-2-1)	0	0	0	0
Possession of Cocaine or Narcotic Drug (35-48-4-6)	0	0	0	0
Possession of Marijuana, Hash Oil, or Hashish (35-48-4-11)	0	1	0	1
Possession of Paraphernalia (35-48-4-8.3)	0	1	0	1
Professional Gambling (35-45-5-3)	0	0	0	0
Profiting from Adoption (35-46-1-9)	0	0	0	0
Promoting Professional Gambling (35-45-5-4)	0	0	0	0
Promoting Prostitution (35-45-4-4)	0	0	0	0
Prostitution (35-45-4-2)	0	0	0	0
Public Indecency (35-45-4-1)	0	0	0	0
Receiving Stolen Property (35-43-4-2)	0	2	0	2
Residential Entry (35-43-2-1.5)	0	1	0	1
Resisting Law Enforcement (35-44-3-3)	1	2	1	2
Rioting (35-45-1-2)	0	0	0	0
Sale, Possession, Use of Legend Drug (16-42-19-27)	0	2	0	2
Selling, Distributing, Exhibiting Obscene Material (35-49-3-1)	0	0	0	0
Stalking (35-45-10-5)	0	0	0	0
Theft (35-43-4-2)	1	11	1	11
Trafficking with an Inmate (35-44-3-9)	0	0	0	0
Unauthorized Possession of Prescription Form (35-48-4-14)	0	0	0	0
Voyeurism (35-45-4-5)	0	0	0	0
Welfare Fraud (35-43-5-7)	<u>0</u>	<u>0</u>	<u>0</u>	<u>0</u>
Sub-Total	10	56	10	56

LEVEL IV

Accident/Failure to Stop (9-26-1-8)	0	0	0	0
Assisting a Criminal (35-44-3-2)	0	0	0	0
Check Deception (35-43-5-5)	0	0	0	0
Common Nuisance, Legend Drug (16-42-19-27)	0	0	0	0
Common Nuisance, Visiting a Building (35-48-4-13)	0	0	0	0
Computer Trespassing (35-43-2-3)	0	0	0	0
Counterfeiting a Driver's License (9-24-18-7)	0	0	0	0
Counterfeiting Auto Registration (9-18-2-42)	0	0	0	0
Curfew Violation (31-37-2-5)	0	3	0	3
Deception (35-43-5-3)	0	0	0	0
Disorderly Conduct (35-45-1-3)	0	2	0	2
Dissemination of Material Harmful to Minor (35-49-3-3)	0	0	0	0
Driving with Suspended License (9-24-19-2)	0	0	0	0
Exploitation of Dependent/Endangered Adult (35-46-1-12)	0	0	0	0
Failure to Appear (35-44-3-6)	0	0	0	0
Failure to Disclose Recruitment (35-46-4-4)	0	0	0	0
Failure to Respond to Summons (35-44-3-6.5)	0	0	0	0
False Auto Registration (9-18-2-44)	0	0	0	0
False Informing (35-44-2-2)	0	2	0	2
Flag Desecration (35-45-1-4)	0	0	0	0

LEVEL IV (Cont.)

THE NUMBER OF JUVENILES

	This Month		This Fiscal Year	
	<u>Female</u>	<u>Male</u>	<u>Female</u>	<u>Male</u>
Glue Sniffing (35-46-6-2)	0	0	0	0
Habitual Disobedience of Parent, Guardian, or Custodian (Incorrigible) (31-37-2-4)	0	1	0	1
Harassment (35-45-2-2)	0	0	0	0
Home Improvement Fraud (35-43-6-12)	0	0	0	0
Illegal Consumption of Alcohol (7.1-5-7-7)	0	0	0	0
Illegal Possession of Alcohol (7.1-5-7-7)	0	0	0	0
Impairment of ID Number (35-43-7-4)	0	0	0	0
Interference with Custody (35-42-3-4)	0	0	0	0
Interfering with Law Enforcement Animal (35-46-3-11)	0	0	0	0
Invasion of Privacy (35-46-1-15.1)	0	0	0	0
Leaving Home w/o Permission of Parent, Guardian or Custodian (Runaway) (31-37-2-2)	2	1	2	1
Nitrous Oxide Distribution (35-46-6-3)	0	0	0	0
Obscene Performance (35-49-3-1)	0	0	0	0
Obstructing Medical Emergency (35-44-3-8.5)	0	0	0	0
Obstructing Traffic (35-42-2-4)	0	0	0	0
Operating Vehicle While Intoxicated (9-30-5-2)	0	0	0	0
Operating Vehicle While Intoxicated/Cntrl'd Sub (9-30-5-1)	0	0	0	0
Operating Vehicle w/o License (9-24-18-1)	0	1	0	1
Operating Vehicle w/o Proof of Financial (9-25-8-2)	0	0	0	0
Operating Vehicle w/o Registration/Plates (9-18-2-43)	0	0	0	0
Possession of Marijuana,Hash Oil, or Hashish (35-48-4-11)	0	5	0	5
Possession of Paraphernalia (35-48-4-8.3)	0	0	0	0
Possession of Substance Represented to be a Controlled Substance (35-48-4-4.6)	0	0	0	0
Possession, Purchase, Accepting Tobacco (35-46-1-10.5)	0	0	0	0
Probation Violation	2	16	2	16
Public Intoxication (7.1-5-1-3)	0	1	0	1
Receiving Unidentified Property (35-43-7-5)	0	0	0	0
Reckless Driving (9-21-8-52)	0	0	0	0
Refusal to Aid Officer (35-44-3-7)	0	0	0	0
Selling,Distributing,Exhibiting Obscene Material (35-49-3-1)	0	0	0	0
Torture, Kill, Mutilate an Animal (35-46-3-12)	0	0	0	0
Unauthorized Possession of Prescription (35-48-4-14)	0	0	0	0
Unlawful Entry of Motor Vehicle (35-43-4-2.7)	0	1	0	1
Unlawful Gambling (35-45-5-2)	0	0	0	0
Unlawful Use of Railroad Right of Way (8-3-15-3)	0	0	0	0
Vending Machine Vandalism (35-43-4-7)	0	0	0	0
Violation of Compulsory School Attendance Law (Truancy) (31-37-2-3)	1	0	1	0
Violation Home Detention	0	0	0	0
Violation Suspended Commitment to DOC	0	5	0	5
Voyeurism (35-45-4-5)	0	0	0	0
Welfare Fraud (35-45-5-7)	0	0	0	0
NO SENTENCE DATA	<u>0</u>	<u>0</u>	<u>0</u>	<u>0</u>
Sub-Total	5	38	5	38
GRAND TOTAL NUMBER OF JUVENILES	17	116	17	116

Source: SAS - mnthadm4.mso

Indiana Department of Correction
Table 14
Juvenile Female New Commitments

Indianapolis Juvenile Correctional Facility

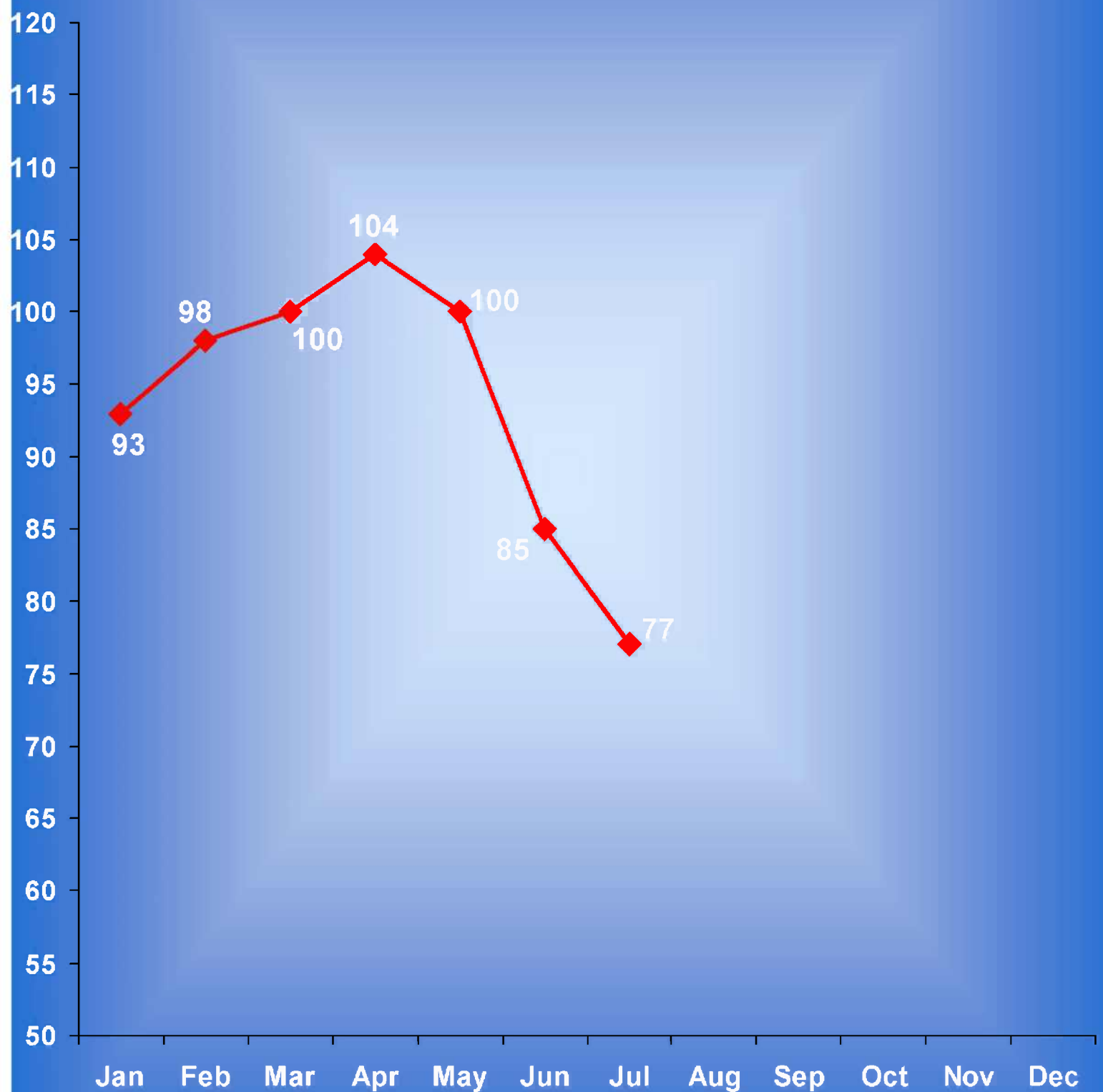
<u>Month</u>	<u>2004</u>	<u>2005</u>	<u>2006</u>	<u>2007</u>	<u>2008</u>	<u>2009</u>	<u>2010</u>
January	23	16	22	21	11	9	16
February	20	12	12	14	6	16	22
March	27	19	12	13	6	17	18
April	17	16	12	19	15	29	13
May	27	15	23	13	9	17	13
June	30	20	11	15	10	18	9
July	16	11	18	15	11	13	11
August	16	18	5	21	14	14	
September	15	19	17	20	9	8	
October	21	17	17	18	13	5	
November	10	19	12	21	13	14	
December	<u>16</u>	<u>9</u>	<u>14</u>	<u>9</u>	<u>17</u>	<u>25</u>	
TOTALS	238	191	175	199	134	185	102

Source:
SAS - mnthadm4.pgm

Indiana Department of Correction

Graph G

Average Daily Juvenile Female Offender Populations
Calendar Year 2010



Indiana Department of Correction
Table 15
Juvenile Male New Commitments

Logansport Juvenile Intake/Diagnostic Facility

<u>Month</u>	<u>2004</u>	<u>2005</u>	<u>2006</u>	<u>2007</u>	<u>2008</u>	<u>2009</u>	<u>2010</u>
January	71	61	49	78	58	57	88
February	106	67	66	71	85	82	71
March	116	69	81	94	81	76	77
April	91	76	69	71	66	102	60
May	88	65	93	86	65	73	71
June	72	83	68	83	79	82	67
July	69	55	59	55	84	86	53
August	82	80	88	76	65	63	
September	113	77	71	69	65	75	
October	61	55	81	80	113	54	
November	63	82	85	76	71	75	
December	<u>97</u>	<u>72</u>	<u>69</u>	<u>63</u>	<u>97</u>	<u>74</u>	
TOTALS	1,029	842	879	902	929	899	487

Source:
SAS - mnthadm4.pgm

Indiana Department of Correction

Graph H

Average Daily Juvenile Male Offender Populations
Calendar Year 2010



**Indiana Department of Correction
Indiana Government Center South, Room E334
302 W. Washington Street
Indianapolis, IN 46204**

**Prepared by:
Sarah Schelle, Research Analyst
(317) 233-4764
sschelle@idoc.in.gov**

This report and previous reports may be found at:

<http://www.in.gov/idoc/2376.htm>



The mission of the Indiana Department of Correction is to empower the agency's staff of correctional professionals to increase public safety and reduce recidivism through successful reentry programs that allow offenders the opportunity to positively contribute to Indiana communities.

