


# Indiana Department of Correction

## Division of Research & Technology



## Offender Population Statistical Report - June 2013 -

Bruce Lemmon, Commissioner

**Indiana Department of Correction  
Indiana Government Center South, Room E334  
302 W. Washington Street  
Indianapolis, IN 46204**

**Prepared by:  
Ryan Lammert, Research Analyst  
(317) 234-4417  
[RLammert@idoc.IN.gov](mailto:RLammert@idoc.IN.gov)**

**This report and previous reports may be found at:**

**<http://www.in.gov/idoc/2376.htm>**



## *Executive Summary*

Beginning January, 2013 and including more recent months, the IDOC Offender Population Statistical Report includes several changes and additions not previously reported. Those changes are as follows:

- The population summary included in this report now includes overall admission and release counts.
- Tables 6, 7, 14 and 15 are new to this report. They detail number of new admissions by offense level and number of releases by release type, all broken down by county of commitment for offenders' most serious crime.
- Tables 9 and 10 (from previous reports) are now 11 and 12 and no longer include parole violation admissions or admissions for Community Transition Program (CTP) violations.
- Tables 11, 12, 16 and 17 have been modified to make them easier to read. These tables will continue to display admissions by offense for all citations and most serious offense.
- Tables 11 & 12 only report offenses which are admitted to IDOC and will no longer include offenses with a value of zero. Therefore, offenses which are not represented by the IDOC offender population will not appear on either of these tables.
- Starting June, 2013 the Human Resources report includes Indiana inter-agency transfers to and from IDOC.

## **Indiana Department of Correction Population Summary**

- There were 26,019 adult male offenders (including 551 county jail “back-ups” and 198 in contracted beds) on July 1, 2013.  
This population is 3% below operational bed capacity for general population.
- There were 2,585 adult female offenders (including 67 county jail “back-ups” and 92 in contracted beds) on July 1, 2013.  
This population is 3% below the operational bed capacity.
- There were 443 juvenile male offenders in the Department’s facilities on July 1, 2013. This population is 38% below the operational bed capacity.
- There were 56 juvenile female offenders in the Department’s facilities on July 1, 2013. This population is 64% below the operational bed capacity.
- There were 9,143 adult males on parole in Indiana (8,628 Indiana parolees and 515 other jurisdiction parolees) on July 1, 2013.
- There were 1,242 adult females on parole in Indiana (1,185 Indiana parolees and 57 other jurisdiction parolees) on July 1, 2013.
- There were 1,288 adults admitted to IDOC (1,101 male and 187 female) and 1,639 adults released from IDOC (1,386 male and 253 female) in June 2013.
- There were 68 juveniles admitted to IDOC (54 male and 14 female) and 81 juveniles released from IDOC (65 male and 16 female) in June 2013.

## Definitions

For the purpose of this report, the following definitions apply:

**Admission** – The means by which an offender enters the custody or jurisdiction of the Indiana Department of Correction. For this report, with the exception of the return of an escapee, this does not include a return from a temporary absence.

**Average Daily Population** – The sum of the daily beginning counts for a month, divided by that month's number of daily beginning counts.

**Beginning Count** – The number of offenders physically present at the beginning of the day (ie, 0000:01 hours).

**Class A Felony** – An offense whereby a person convicted of this felony shall be imprisoned for a fixed term of thirty years, with not more than twenty years added for aggravating circumstances, or not more than ten years subtracted for mitigating circumstances.

**Class B Felony** – An offense whereby a person convicted of this felony shall be imprisoned for a fixed term of ten years, with not more than ten years added for aggravating circumstances, or not more than four years subtracted for mitigating circumstances.

**Class C Felony** – An offense whereby a person convicted of this felony shall be imprisoned for a fixed term of four years, with not more than four years added for aggravating circumstances, or not more than two years subtracted for mitigating circumstances.

**Class D Felony** – An offense whereby a person convicted of this felony shall be imprisoned for a fixed term of one and one-half years, with not more than one and one-half years added for aggravating circumstances, or not more than one year subtracted for mitigating circumstances.

**County Jail "Back-ups" (Jail Bed Count)** – Those offenders who have been committed to the Indiana Department of Correction, but are housed in a county jail until they can be transferred to a Department of Correction intake facility. The county receives \$35.00 per day, per offender, to house these offenders.

**Ending Count** – The number of offenders physically present at the end of the day (ie, 2400:00 hours).

**Felon** – A person convicted in any jurisdiction who might have been imprisoned for more than one year.

**Level 1 Security Classification** – Minimum security level. Facilities which are designated as Level 1 have the least restrictive security measures in place.

**Level 2 Security Classification** – Medium security level. Facilities which are designated as Level 2 have a moderate degree of security measures in place.

**Level 3 Security Classification** – Maximum security level. Facilities which are designated as Level 3 have very restrictive security measures in place.

**Misdemeanant** – A person convicted in any jurisdiction who might have been imprisoned for not more than one year.

**Murder** – An offense whereby a person convicted of this felony shall be imprisoned for a fixed term of fifty-five years, with not more than ten years added for aggravating circumstances, or not more than ten years subtracted for mitigating circumstances.

**Operational Capacity** – The total bed capacity of the facility. The capacity of a facility is the number of beds authorized for safe and efficient operation of the facility.

**Pre-Dispositional** – An individual ordered by the Court to the Indiana Department of Correction for evaluation prior to sentencing.

**Recommitment** – When an offender returns to IDOC after having served all or some of a sentence unrelated to the current sentence.

**Release** – The means by which an offender leaves the custody or jurisdiction of the Indiana Department of Correction. For this report, with the exception of an escapee, this does not include a temporary absence.

**Safekeeper** – An individual whom the Court has determined to be in imminent danger of serious bodily injury or death, or who represents a substantial threat to the safety of others, and whom the Court has ordered to the Indiana Department of Correction for custody and security control.

**Secure Confinement Units** – Denotes maximum control with the most restrictive security measures in place.

**Vacancy** – The number of beds available for assignment.

# Indiana Department of Correction

## Human Resource Report

**June 30, 2013**

### ADULT FACILITIES

Facility	Total Staff*	Custody Staff	Non-Custody	Vacancies	Hires - Rehires	Retired - Terminated	Inter-Agency		Contract/Vendor		
							In	Out	Aramark	Health	Education
Branchville Correctional Facility	258	188	70	23	0	5	0	0	10	40	7
Chain O'Lakes Correctional Facility	30	21	9	3	0	1	0	0	5	2	0
Correctional Industrial Facility	325	259	66	52	3	1	0	0	17	31	12
Edinburgh Correctional Facility	58	42	16	10	1	1	0	0	3	3	3
Henryville Correctional Facility	38	32	6	4	0	1	0	0	4	2	0
Indiana State Prison/Lakeside	505	405	100	93	8	9	1	0	21	72	4
Indiana Women's Prison	174	121	53	13	0	1	0	0	6	21	5
Indianapolis Re-Entry Educational Fac.	113	72	41	16	0	3	1	0	4	13	4
Madison Correctional Facility	132	87	45	5	0	1	0	0	7	33	5
Miami Correctional Facility	484	380	104	80	0	12	1	0	30	48	12
New Castle Correctional Facility**	464	391	73	37	0	0	0	0	32	62	0
Pendleton Correctional Facility	436	333	103	73	1	4	0	0	22	35	6
Plainfield Correctional Facility	354	273	81	49	0	5	0	0	18	53	11
Putnamville Correctional Facility	466	356	110	61	10	7	2	1	20	42	11
Reception-Diagnostic Center	222	173	49	20	0	5	0	0	8	32	0
Rockville Correctional Facility	248	177	71	20	1	1	1	0	14	36	9
South Bend Comm. Re-Entry Center	38	28	10	4	4	4	2	2	4	2	0
STOP DOC Staff	18	0	18	0	0	0	0	0	0	0	0
STOP GEO Staff**	125	96	29	25	0	0	0	0	7	6	0
Wabash Valley Correctional Facility	581	462	119	73	1	12	2	0	40	61	10
Westville Correctional Facility	719	547	172	86	1	8	1	0	41	76	12
<b>Total</b>	<b>5,788</b>	<b>4,443</b>	<b>1,345</b>	<b>747</b>	<b>30</b>	<b>81</b>	<b>11</b>	<b>3</b>	<b>313</b>	<b>670</b>	<b>111</b>

### JUVENILE FACILITIES

Facility	Total Staff*	Custody Staff	Non-Custody	Vacancies	Hires - Rehires	Retired - Terminated	Inter-Agency		Contract/Vendor		
							In	Out	Aramark	Health	Education
Camp Summit	57	37	20	5	0	1	0	0	2	1	0
Logansport Intake/North Central	170	116	54	13	0	4	0	0	9	12	0
Madison Juvenile Correctional	95	76	19	10	5	0	1	1	0	0	12
Pendleton Juvenile Correctional	266	182	84	35	4	10	0	0	10	21	0
<b>Total</b>	<b>588</b>	<b>411</b>	<b>177</b>	<b>63</b>	<b>9</b>	<b>15</b>	<b>1</b>	<b>1</b>	<b>21</b>	<b>34</b>	<b>12</b>
Central Office***	<b>473</b>	<b>158</b>	<b>315</b>	<b>39</b>	<b>0</b>	<b>0</b>	<b>0</b>	<b>0</b>	<b>0</b>	<b>0</b>	<b>2</b>
<b>STATE EMPLOYEE TOTAL</b>	<b>6,260</b>	<b>4,525</b>	<b>1,735</b>	<b>787</b>	<b>39</b>	<b>96</b>	<b>12</b>	<b>4</b>	<b>0</b>	<b>0</b>	<b>0</b>
<b>CONTRACT EMPLOYEE TOTAL</b>	<b>1,752</b>	<b>487</b>	<b>1,265</b>	<b>62</b>	<b>0</b>	<b>0</b>	<b>0</b>	<b>0</b>	<b>334</b>	<b>704</b>	<b>125</b>
<b>GRAND TOTAL</b>	<b>8,012</b>	<b>5,012</b>	<b>3,000</b>	<b>849</b>	<b>39</b>	<b>96</b>	<b>12</b>	<b>4</b>	<b>334</b>	<b>704</b>	<b>125</b>

\* Total Active Staff does not include those on disability, suspension, or leave with pay.

\*\* New Castle Correctional Facility and STOP are privately contracted institutions. Their hire/rehire and termination/reire data is not provided to DOC.

\*\*\* Includes Technology Services Division, PEN Products, Staff Development and Training, and the Parole Division (counted as Custody Staff)

Note: Total staff, custody staff, non-custody staff, and vacancy data are as of the end of the month.

Hires and re-hires, retirements and terminations, intra-agency transfer in and transfer out are the total number of actions for the month.

Source: DOC Human Resource





# Offender Statistics



**Indiana Department of Correction**  
**Table 1**  
**Offender Population & Vacancy Numbers, by Facility Security Level**  
**July 1, 2013**

<b>LEVEL 1</b>
----------------

**Adult Male**

	June Ending Count	General Population Vacancies	Programs & Treatment Vacancies	Segregation & Infirmary Vacancies	Down Beds	Held Beds
Chain O'Lakes Correctional Facility	122	9	0	0	0	5
Edinburgh Correctional Facility	292	28	0	0	0	0
Henryville Correctional Facility	138	27	0	0	0	3
Miami Correctional Facility	170	34	0	0	0	0
New Castle Level One (Contracted Beds)	163	40	0	0	0	1
Pendleton Correctional Facility	167	50	0	0	1	2
Re-Entry Educational Facility	350	65	5	0	0	0
South Bend Community Re-Entry Facility	143	26	3	0	0	0
Wabash Valley Correctional Facility	156	42	0	0	0	0
Westville Correctional Facility	<u>323</u>	<u>46</u>	<u>0</u>	<u>0</u>	<u>10</u>	<u>0</u>
<b>Total</b>	<b>2,024</b>	<b>367</b>	<b>8</b>	<b>0</b>	<b>11</b>	<b>11</b>

**Adult Female**

Madison Correctional Facility	546	30	0	0	0	0
Jefferson Co. Re-Entry	<u>36</u>	<u>0</u>	<u>0</u>	<u>0</u>	<u>0</u>	<u>0</u>
<b>Total</b>	<b>582</b>	<b>30</b>	<b>0</b>	<b>0</b>	<b>0</b>	<b>0</b>

<b>LEVEL 2</b>
----------------

**Adult Male**

Branchville Correctional Facility	1,467	5	10	3	0	0
Indiana State Prison-Outside Facility	290	53	0	0	40	2
New Castle Correctional Facility (Contracted Beds)	2,409	7	2	6	0	7
Plainfield Correctional Facility	1,661	9	0	2	0	0
Putnamville Correctional Facility	2,486	17	1	0	0	0
Short Term Offender Program	842	7	0	0	0	3
Westville Correctional Facility	<u>2,828</u>	<u>11</u>	<u>10</u>	<u>9</u>	<u>1</u>	<u>27</u>
<b>Total</b>	<b>11,983</b>	<b>109</b>	<b>23</b>	<b>20</b>	<b>41</b>	<b>39</b>

**Adult Female**

Rockville Correctional Facility	<b>1,227</b>	<b>10</b>	<b>3</b>	<b>6</b>	<b>0</b>	<b>0</b>
---------------------------------	--------------	-----------	----------	----------	----------	----------



Table 1 (Cont.)

LEVEL 3						
<b>Adult Male</b>						
	<b>June</b>	<b>General</b>	<b>Programs &amp;</b>	<b>Segregation &amp;</b>		
	<b>Ending</b>	<b>Population</b>	<b>Treatment</b>	<b>Infirmiry</b>	<b>Down</b>	<b>Held</b>
	<b>Count</b>	<b>Vacancies</b>	<b>Vacancies</b>	<b>Vacancies</b>	<b>Beds</b>	<b>Beds</b>
Correctional Industrial Facility	1,425	2	3	2	6	5
Miami Correctional Facility	2,949	6	5	17	4	3
New Castle Psychiatric Unit (Contracted Beds)	123	0	0	5	0	0
Reception-Diagnostic Center	<u>634</u>	<u>38</u>	<u>0</u>	<u>0</u>	<u>23</u>	<u>0</u>
<b>Total</b>	<b>5,131</b>	<b>46</b>	<b>8</b>	<b>24</b>	<b>33</b>	<b>8</b>
<b>Adult Female</b>						
Indiana Women's Prison	617	5	3	4	0	2
LEVEL 4						
<b>Adult Male</b>						
	<b>June</b>	<b>General</b>	<b>Programs &amp;</b>	<b>Segregation &amp;</b>		
	<b>Ending</b>	<b>Population</b>	<b>Treatment</b>	<b>Infirmiry</b>	<b>Down</b>	<b>Held</b>
	<b>Count</b>	<b>Vacancies</b>	<b>Vacancies</b>	<b>Vacancies</b>	<b>Beds</b>	<b>Beds</b>
Indiana State Prison	1,994	14	21	23	4	11
New Castle Annex	449	13	8	6	2	2
Pendleton Correctional Facility	1,630	3	0	5	0	8
Wabash Valley Correctional Facility	<u>1,701</u>	<u>3</u>	<u>22</u>	<u>43</u>	<u>1</u>	<u>15</u>
<b>Total</b>	<b>5,774</b>	<b>33</b>	<b>51</b>	<b>77</b>	<b>7</b>	<b>36</b>
SECURE CONFINEMENT UNITS						
<b>Adult Male</b>						
Wabash Valley Correctional Facility	199	0	0	13	2	2
Westville Control Unit	<u>159</u>	<u>0</u>	<u>0</u>	<u>3</u>	<u>2</u>	<u>1</u>
<b>Total</b>	<b>358</b>	<b>0</b>	<b>0</b>	<b>16</b>	<b>4</b>	<b>3</b>
JAIL BED COUNT						
Adult Male	551	N/A	N/A	N/A	N/A	N/A
Adult Female	<u>67</u>	N/A	N/A	N/A	N/A	N/A
<b>Total</b>	<b>618</b>					
CONTRACTED BEDS						
<b>Adult Male</b>						
Bartholomew Co. Re-Entry	9	16	0	0	0	0
Cass Co. Re-Entry	1	0	0	0	9	0
Duval Center Marion Co. Re-Entry	19	30	0	0	0	1
Elkhart Co. Re-Entry	8	5	0	0	0	0
Hendricks Co. Re-Entry	0	15	0	0	0	0
Liberty Hall Re-Entry Facility	128	39	0	0	0	3
Tippecanoe County Re-Entry	6	0	0	0	4	0
Vanderburgh Co. Re-Entry	2	18	0	0	0	0
Vigo Co. Re-Entry	0	0	0	0	5	0
Volunteers of America - Evansville	23	2	0	0	0	0
Whitley Co. Re-Entry	<u>2</u>	<u>0</u>	<u>0</u>	<u>0</u>	<u>8</u>	<u>0</u>
<b>Total</b>	<b>198</b>	<b>125</b>	<b>0</b>	<b>0</b>	<b>26</b>	<b>4</b>
<b>Adult Female</b>						
Craine House	5	0	0	0	0	0
Elkhart Co. Re-Entry	4	3	0	0	0	0
Liberty Hall Re-Entry Facility	77	23	0	0	0	0
Volunteers of America - Evansville	6	19	0	0	0	0
Whitley Co. Re-Entry	<u>0</u>	<u>5</u>	<u>0</u>	<u>0</u>	<u>5</u>	<u>0</u>
<b>Total</b>	<b>92</b>	<b>50</b>	<b>0</b>	<b>0</b>	<b>5</b>	<b>0</b>

Table 1 (Cont.)

<b>JUVENILE OFFENDERS</b>						
<b>Juvenile Male</b>						
	<b>June Ending Count</b>	<b>General Population Vacancies</b>	<b>Programs &amp; Treatment Vacancies</b>	<b>Segregation &amp; Infirmary Vacancies</b>	<b>Down Beds</b>	<b>Held Beds</b>
Camp Summit	93	1	0	1	0	0
Logansport Juvenile Intake/Diagnostic Facility	29	58	0	5	0	0
North Central Juvenile Correctional Facility	127	37	0	10	0	0
Pendleton Juvenile Correctional Facility	<u>194</u>	<u>170</u>	<u>0</u>	<u>22</u>	<u>0</u>	<u>5</u>
<b>Total</b>	<b>443</b>	<b>266</b>	<b>0</b>	<b>38</b>	<b>0</b>	<b>5</b>
<b>Juvenile Female</b>						
Madison Juvenile Correctional Facility	<b>56</b>	<b>101</b>	<b>0</b>	<b>15</b>	<b>0</b>	<b>0</b>
<b>TOTALS</b>						
	<b>June Ending Count</b>	<b>General Population Vacancies</b>	<b>Programs &amp; Treatment Vacancies</b>	<b>Segregation &amp; Infirmary Vacancies</b>	<b>Down Beds</b>	<b>Held Beds</b>
GRAND TOTAL FOR ALL ADULT MALES (Includes Jail Bed Count and Contracted Beds)	<b>26,019</b>	<b>680</b>	<b>90</b>	<b>137</b>	<b>122</b>	<b>101</b>
TOTAL FOR ADULT MALES IDOC FACILITIES ONLY	<b>25,270</b>	<b>555</b>	<b>90</b>	<b>137</b>	<b>96</b>	<b>97</b>
GRAND TOTAL FOR ALL ADULT FEMALES (Includes Jail Bed Count and Contracted Beds)	<b>2,585</b>	<b>95</b>	<b>6</b>	<b>10</b>	<b>5</b>	<b>2</b>
TOTAL FOR ADULT FEMALES IDOC FACILITIES ONLY	<b>2,426</b>	<b>45</b>	<b>6</b>	<b>10</b>	<b>0</b>	<b>2</b>
TOTAL FOR JUVENILE MALES	<b>443</b>	<b>266</b>	<b>0</b>	<b>38</b>	<b>0</b>	<b>5</b>
TOTAL FOR JUVENILE FEMALES	<b>56</b>	<b>101</b>	<b>0</b>	<b>15</b>	<b>0</b>	<b>0</b>
<b>GRAND TOTAL FOR THE DEPARTMENT (Includes Jail Bed Count and Contracted Beds)</b>	<b>29,103</b>	<b>1,142</b>	<b>96</b>	<b>200</b>	<b>127</b>	<b>108</b>
<b>GRAND TOTAL FOR THE DEPARTMENT (Excludes Jail Bed Count and Contracted Beds)</b>	<b>28,195</b>	<b>967</b>	<b>96</b>	<b>200</b>	<b>96</b>	<b>104</b>

Sources: Planning Division Facility Body Count Report  
Planning Division Juvenile Daily Count Report  
OIS - Jail Bed Count  
Operational Support Services - Vacancy Report

**Indiana Department of Correction**  
**Table 2**  
**Operational Capacity Compared to Population, by Facility**  
**July 1, 2013**

<b>LEVEL 1</b>
----------------

**Adult Male**

	May Operational Capacity	June Operational Capacity	June Adjusted Operational Capacity*	June Ending Count	Percent +/- Capacity
Chain O'Lakes Correctional Facility	136	136	131	122	-7%
Edinburgh Correctional Facility	320	320	320	292	-9%
Henryville Correctional Facility	168	168	165	138	-16%
Miami Correctional Facility	204	204	204	170	-17%
New Castle Level One (Contracted Beds)	204	204	203	163	-20%
Pendleton Correctional Facility	220	220	217	167	-23%
Re-Entry Educational	420	420	415	350	-16%
South Bend Community Re-Entry Facility	172	172	169	143	-15%
Wabash Valley Correctional Facility	198	198	198	156	-21%
Westville Correctional Facility	<u>379</u>	<u>379</u>	<u>369</u>	<u>323</u>	<u>-12%</u>
<b>Total</b>	<b>2,421</b>	<b>2,421</b>	<b>2,391</b>	<b>2,024</b>	<b>-15%</b>

**Adult Female**

Madison Correctional Facility	576	576	576	546	-5%
Jefferson Co. Re-Entry	<u>36</u>	<u>36</u>	<u>36</u>	<u>36</u>	<u>0%</u>
<b>Total</b>	<b>612</b>	<b>612</b>	<b>612</b>	<b>582</b>	<b>-5%</b>

<b>LEVEL 2</b>
----------------

**Adult Male**

Branchville Correctional Facility	1,485	1485	1,472	1,467	0%
Indiana State Prison-Outside Facility	385	385	343	290	-15%
New Castle Correctional Facility (Contracted Beds)	2,431	2431	2,416	2,409	0%
Plainfield Correctional Facility	1,672	1672	1,670	1,661	-1%
Putnamville Correctional Facility	2,504	2504	2,503	2,486	-1%
Short Term Offender Program	836	↑ 852	849	842	-1%
Westville Correctional Facility	<u>2,886</u>	<u>2886</u>	<u>2,839</u>	<u>2,828</u>	<u>0%</u>
<b>Total</b>	<b>12,199</b>	<b>12,215</b>	<b>12,092</b>	<b>11,983</b>	<b>-1%</b>

**Adult Female**

Rockville Correctional Facility	<b>1,253</b>	<b>1,253</b>	<b>1,237</b>	<b>1,227</b>	-1%
---------------------------------	--------------	--------------	--------------	--------------	-----

Table 2 (Cont.)

<b>LEVEL 3</b>
----------------

**Adult Male**

	May	June	June	June	Percent +/-
	Operational	Operational	Adjusted	Ending	
	Capacity	Capacity	Operational	Count	Capacity
			Capacity*		
Correctional Industrial Facility	1,443	1443	1,472	1,425	-3%
Miami Correctional Facility	2,984	2984	2,955	2,949	0%
New Castle Psychiatric Unit (Contracted Beds)	128	128	123	123	0%
Reception-Diagnostic Center	<u>695</u>	<u>695</u>	<u>672</u>	<u>634</u>	<u>-6%</u>
<b>Total</b>	<b>5,250</b>	<b>5,250</b>	<b>5,222</b>	<b>5,131</b>	<b>-2%</b>

**Adult Female**

Indiana Women's Prison	<b>631</b>	<b>631</b>	<b>622</b>	<b>617</b>	<b>-1%</b>
------------------------	------------	------------	------------	------------	------------

<b>LEVEL 4</b>
----------------

**Adult Male**

	May	June	June	June	Percent +/-
	Operational	Operational	Adjusted	Ending	
	Capacity	Capacity	Operational	Count	Capacity
			Capacity*		
Indiana State Prison	2,067	2067	1,999	1,994	0%
New Castle Annex	480	480	462	449	-3%
Pendleton Correctional Facility	1,646	1646	1,633	1,630	0%
Wabash Valley Correctional Facility	<u>1,785</u>	<u>1785</u>	<u>1,704</u>	<u>1,701</u>	<u>0%</u>
<b>Total</b>	<b>5,978</b>	<b>5,978</b>	<b>5,798</b>	<b>5,774</b>	<b>0%</b>

<b>SECURE CONFINEMENT UNITS</b>
---------------------------------

**Adult Male**

Wabash Valley Correctional Facility	216	216	199	199	0%
Westville Control Unit	<u>165</u>	<u>165</u>	<u>159</u>	<u>159</u>	<u>0%</u>
<b>Total</b>	<b>381</b>	<b>381</b>	<b>358</b>	<b>358</b>	<b>0%</b>

<b>JAIL BED COUNT**</b>
-------------------------

Adult Male	773	↓ 551	551	551	0%
Adult Female	<u>120</u>	↓ <u>67</u>	<u>67</u>	<u>67</u>	<u>0%</u>
<b>Total</b>	<b>893</b>	<b>618</b>	<b>618</b>	<b>618</b>	<b>0%</b>

<b>CONTRACTED BEDS</b>
------------------------

**Adult Male**

Bartholomew Co. Re-Entry	25	25	25	9	-64%
Cass Co. Re-Entry	10	10	1	1	0%
Duval Center Marion Co. Re-Entry	50	50	49	19	-61%
Elkhart Co. Re-Entry	13	13	13	8	-38%
Hendricks Co. Re-Entry	15	15	15	0	-100%
Liberty Hall Re-Entry	170	170	167	128	-23%
Tippecanoe County Re-Entry	10	10	6	6	0%
Vanderburgh Co. Re-Entry	20	20	20	2	-90%
Vigo Co. Re-Entry	5	5	0	0	0%
Volunteers of America - Evansville	25	25	25	23	-8%
Whitley Co. Re-Entry	<u>10</u>	<u>10</u>	<u>2</u>	<u>2</u>	<u>0%</u>
<b>Total</b>	<b>353</b>	<b>353</b>	<b>323</b>	<b>198</b>	<b>-39%</b>

**Adult Female**

Craine House	5	5	5	5	0%
Elkhart Co. Re-Entry	7	7	7	4	-43%
Liberty Hall Re-Entry	100	100	100	77	-23%
Volunteers of America - Evansville	25	25	25	6	-76%
Whitley Co. Re-Entry	<u>5</u>	<u>5</u>	<u>0</u>	<u>0</u>	<u>0%</u>
<b>Total</b>	<b>142</b>	<b>142</b>	<b>137</b>	<b>92</b>	<b>-33%</b>

Table 2 (Cont.)

<b>JUVENILE OFFENDERS</b>
---------------------------

**Juvenile Male**

	May	June	June	June	
	Operational	Operational	Adjusted	Ending	Percent +/-
	Capacity	Capacity	Operational	Count	Capacity
			Capacity*		
Camp Summit	95	95	94	93	-1%
Logansport Juvenile Intake/Diagnostic Facility	92	92	87	29	-67%
North Central Juvenile Correctional Facility	174	174	164	127	-23%
Pendleton Juvenile Correctional Facility	<u>391</u>	<u>391</u>	<u>364</u>	<u>194</u>	<u>-47%</u>
<b>Total</b>	<b>752</b>	<b>752</b>	<b>709</b>	<b>443</b>	<b>-38%</b>

**Juvenile Female**

Madison Juvenile Correctional Facility	172	172	157	56	-64%
--	-----	-----	-----	----	------

<b>TOTALS</b>
---------------

	May	June	June	June	
	Operational	Operational	Adjusted	Ending	Percent +/-
	Capacity	Capacity	Operational	Count	Capacity
			Capacity***		
GRAND TOTAL FOR ALL ADULT MALES (Includes Jail Bed Count and Contracted Beds)	27,355	27,149	26,735	26,019	-3%
TOTAL FOR ADULT MALES IDOC FACILITIES ONLY	26,229	26,245	25,861	25,270	-2%
GRAND TOTAL FOR ALL ADULT FEMALES (Includes Jail Bed Count and Contracted Beds)	2,758	2,705	2,675	2,585	-3%
TOTAL FOR ADULT FEMALES IDOC FACILITIES ONLY	2,496	2,496	2,471	2,426	-2%
TOTAL FOR JUVENILE MALES	752	752	709	443	-38%
TOTAL FOR JUVENILE FEMALES	172	172	157	56	-64%
<b>GRAND TOTAL FOR THE DEPARTMENT</b> <b>(Includes Jail Bed Count* and Contracted Beds)</b>	<b>31,037</b>	<b>30,778</b>	<b>30,276</b>	<b>29,103</b>	<b>-4%</b>
<b>GRAND TOTAL FOR THE DEPARTMENT</b> <b>(Excludes Jail Bed Count and Contracted Beds)</b>	<b>29,649</b>	<b>29,665</b>	<b>29,198</b>	<b>28,195</b>	<b>-3%</b>

\*Adjusted Monthly Total includes Intake Beds and excludes Down, Held, and Segregation/Infirmary Hold Beds

\*\*Jail Bed Counts - IDOC offender Jail Bed holding is demand-based, therefore Jail Bed Percent Capacity is always 0%. This data is based on *known* IDOC

\*\*\*Includes Jail Bed Count - Jail Bed Operational Capacity is determined by each county's availability and fluctuates from month to month

Sources: Planning Division Facility Body Count Report  
 Planning Division Juvenile Daily Count Report  
 OIS - Jail Bed Count  
 Operational Support Services - Vacancy Report

**Indiana Department of Correction**  
**Table 3**  
**Facility Population on the First Day of Each Month**  
**(Excludes County Jail "Back-ups" & Contracted Beds)**

<b><u>2012</u></b>	<b><u>Adult</u></b> <b><u>Male</u></b>	<b><u>Adult</u></b> <b><u>Female</u></b>	<b><u>Juvenile</u></b> <b><u>Male</u></b>	<b><u>Juvenile</u></b> <b><u>Female</u></b>	<b><u>Total</u></b>
January	24,264	2,275	499	59	27,097
February	24,367	2,217	493	48	27,125
March	24,651	2,236	515	49	27,451
April	24,879	2,236	522	48	27,685
May	24,779	2,257	507	47	27,590
June	24,696	2,313	498	45	27,552
July	24,915	2,332	492	41	27,780
August	24,798	2,305	462	48	27,613
September	24,946	2,341	480	54	27,821
October	24,969	2,334	488	50	27,841
November	25,041	2,366	492	55	27,954
December	25,031	2,336	487	53	27,907

<b><u>2013</u></b>	<b><u>Adult</u></b> <b><u>Male</u></b>	<b><u>Adult</u></b> <b><u>Female</u></b>	<b><u>Juvenile</u></b> <b><u>Male</u></b>	<b><u>Juvenile</u></b> <b><u>Female</u></b>	<b><u>Total</u></b>
January	24,828	2,299	449	48	27,624
February	24,923	2,329	462	55	27,769
March	24,969	2,344	450	59	27,822
April	25,108	2,425	471	62	28,066
May	25,165	2,417	434	54	28,070
June	25,307	2,404	453	58	28,222
July	25,270	2,426	443	56	28,195
August					
September					
October					
November					
December					



**Indiana Department of Correction**  
**Table 4**  
**Parole Caseload on July 1, 2013**

<u>Parole District</u>	<b>Indiana Parolees</b>				<b>Other Jurisdiction</b>				<u>Total</u>
	<u>Adult Male</u>	<u>Adult Female</u>	<u>Juvenile Male</u>	<u>Juvenile Female</u>	<u>Adult Male</u>	<u>Adult Female</u>	<u>Juvenile Male</u>	<u>Juvenile Female</u>	
<i>Interstate Compact (PD0)*</i>	<i>515</i>	<i>63</i>	<i>3</i>	<i>0</i>	<i>515</i>	<i>57</i>	<i>10</i>	<i>2</i>	<i>1,165</i>
					<b>District Supervision Breakdown as follows:</b>				
Re-Entry Parole (PD1)	581	105	7	0	19	1	2	1	<b>716</b>
Fort Wayne (PD2)	1,033	132	26	0	56	7	1	0	<b>1,255</b>
Indianapolis (PD3)	2,153	250	1	1	66	5	0	0	<b>2,476</b>
Evansville (P4A)	667	83	8	5	34	4	1	0	<b>802</b>
Terre Haute (P4B)	523	96	5	0	19	1	0	0	<b>644</b>
Bloomington (PD5)	555	83	13	5	61	7	2	0	<b>726</b>
Gary (PD6)	721	48	6	3	43	4	2	1	<b>828</b>
New Castle (PD7)	889	174	9	0	49	6	0	0	<b>1,127</b>
South Bend (PD8)	1,139	147	15	3	103	13	2	0	<b>1,422</b>
Madison (PD9)	367	67	4	1	65	9	0	0	<b>513</b>
<b>Total</b>	<b>9,143</b>	<b>1,248</b>	<b>97</b>	<b>18</b>	<b>515</b>	<b>57</b>	<b>10</b>	<b>2</b>	<b>11,090</b>

**Total Parole Population on the First Day of Each Month**

<u>Calendar Year 2013</u>	<b>Indiana Parolees</b>				<b>Other Jurisdiction</b>				<u>Total</u>
	<u>Adult Male</u>	<u>Adult Female</u>	<u>Juvenile Male</u>	<u>Juvenile Female</u>	<u>Adult Male</u>	<u>Adult Female</u>	<u>Juvenile Male</u>	<u>Juvenile Female</u>	
January	9,010	1,163	71	11	427	47	10	2	<b>10,741</b>
February	9,077	1,165	80	16	428	44	9	2	<b>10,821</b>
March	8,974	1,183	79	16	492	48	9	2	<b>10,803</b>
April	8,953	1,185	74	16	496	48	9	2	<b>10,783</b>
May	9,118	1,201	86	20	540	59	9	2	<b>11,035</b>
June	9,075	1,227	88	22	526	59	0	0	<b>10,997</b>
July	9,143	1,248	97	18	515	57	10	2	<b>11,090</b>
August									
September									
October									
November									
December									

\* Includes Indiana parolees who are serving their parole in another state, as well as offenders from other States being supervised in Indiana (Interstate Compact)

Sources: Juvenile Services  
Parole Division  
SAS - juvparl2.pgm



# Adult Offender Statistics



**Indiana Department of Correction**  
**Table 5**  
**Monthly Admissions and Releases - Adult Offenders**  
(Includes County Jail "Back-ups" & Contracted Beds)

**June 2013**

<b>ADMISSIONS</b>	<b>Male</b>	<b>Female</b>
New Commitments	543	166
Parole Violators - New Commits	78	4
Parole Violators - Technical	117	11
Unsentenced (Safekeepers)	2	0
Return from Escape - Secure Facility	0	0
Return from Escape - Non-Secure Facility	2	1
Return from Escape - CTP Absconds	0	0
Probation Violators - New Commits	114	1
Probation Violators - Technical	229	4
Return from CTP - New Commits	0	0
Return from CTP - Technical	14	0
Unknown (Missing Data)	2	0
<b>TOTAL ADMISSIONS</b>	<b>1,101</b>	<b>187</b>
<b>RELEASES</b>		
Parole	766	114
Probation	377	86
Escape - Secure Facility	0	0
Walk-Away - Non-Secure Facility	5	3
Discharged	97	36
Unsentenced Discharged	1	0
Other (i.e. Death)	5	0
Community Transition Program (CTP)	130	14
CTP Absconds	5	0
Unknown (Missing Data)	0	0
<b>TOTAL RELEASES</b>	<b>1,386</b>	<b>253</b>

*Of the 543 new commitments of male felons, 256 (47.2%) had a prior commitment.*

*Of the 166 new commitments of female felons, 75 (45.2%) had a prior commitment.*

*Effective July 1, 1999, misdemeanants are to be committed to DOC only under special circumstances (IC 11-12-6)*

Sources: SAS - prsadm8.pgm, SAS - prisrel8.pgm

**Indiana Department of Correction**  
**Table 6**  
**New Admissions by County of Commitment - Adult Offenders**

**June 2013**

Felony Level								Felony Level							
County	Murder	FA	FB	FC	FD	Other*	Total	County	Murder	FA	FB	FC	FD	Other*	Total
Adams	0	0	0	1	2	0	3	Madison	0	2	14	5	26	0	47
Allen	0	1	14	13	30	0	58	Marion	1	11	64	68	107	0	251
Bartholomew	0	0	3	1	6	0	10	Marshall	0	0	10	3	8	0	21
Benton	0	0	0	0	0	0	0	Martin	0	0	0	0	0	0	0
Blackford	0	0	0	1	0	0	1	Miami	0	0	2	0	3	0	5
Boone	0	0	3	1	1	0	5	Monroe	0	0	6	2	11	0	19
Brown	0	0	1	0	0	0	1	Montgomery	0	0	2	1	4	0	7
Carroll	0	0	0	0	1	0	1	Morgan	0	0	1	3	7	0	11
Cass	0	1	0	0	0	0	1	Newton	0	1	1	1	2	0	5
Clark	0	0	1	2	5	0	8	Noble	0	0	4	3	10	0	17
Clay	0	0	0	3	2	0	5	Ohio	0	0	0	1	0	0	1
Clinton	0	0	2	3	2	0	7	Orange	0	0	0	0	0	0	0
Crawford	0	0	0	1	0	0	1	Owen	0	0	1	1	2	0	4
Daviess	0	0	1	0	0	0	1	Parke	0	0	1	0	0	0	1
Dearborn	0	0	5	3	14	0	22	Perry	0	0	0	0	2	0	2
Decatur	0	0	1	1	5	0	7	Pike	0	0	1	1	0	0	2
DeKalb	0	0	2	2	0	0	4	Porter	0	0	2	1	3	0	6
Delaware	0	1	1	3	2	0	7	Posey	0	0	1	2	1	0	4
Dubois	0	0	1	1	0	0	2	Pulaski	0	0	0	0	0	0	0
Elkhart	1	5	15	14	20	0	55	Putnam	0	0	0	2	2	0	4
Fayette	0	0	1	0	7	0	8	Randolph	0	0	2	0	2	0	4
Floyd	0	0	4	1	0	0	5	Ripley	0	0	2	1	3	0	6
Fountain	0	0	1	2	1	0	4	Rush	0	0	2	2	0	0	4
Franklin	0	0	0	0	0	0	0	St. Joseph	0	3	6	9	17	0	35
Fulton	0	0	0	2	4	0	6	Scott	0	0	3	0	4	0	7
Gibson	0	0	2	0	1	0	3	Shelby	0	0	2	3	2	0	7
Grant	0	0	0	2	6	0	8	Spencer	0	0	0	0	1	0	1
Greene	0	0	2	2	2	0	6	Starke	0	0	0	1	2	0	3
Hamilton	0	1	4	5	19	0	29	Steuben	0	0	0	0	4	0	4
Hancock	0	1	0	2	4	0	7	Sullivan	0	0	0	0	0	0	0
Harrison	0	0	2	0	2	0	4	Switzerland	0	0	0	0	2	0	2
Hendricks	0	0	5	4	16	0	25	Tippecanoe	0	0	4	5	13	0	22
Henry	0	0	3	1	0	0	4	Tipton	0	0	0	0	0	0	0
Howard	0	0	5	1	4	0	10	Union	0	0	0	0	0	0	0
Huntington	0	0	1	2	7	0	10	Vanderburgh	0	3	14	4	22	0	43
Jackson	0	0	1	0	0	0	1	Vermillion	0	0	0	0	0	0	0
Jasper	0	0	1	1	2	0	4	Vigo	0	2	8	2	3	0	15
Jay	0	0	0	1	1	0	2	Wabash	0	0	7	1	9	0	17
Jefferson	0	0	1	0	2	0	3	Warren	0	0	0	0	0	0	0
Jennings	0	0	1	2	8	0	11	Warrick	0	1	1	0	2	0	4
Johnson	0	0	2	4	19	0	25	Washington	0	0	2	3	1	0	6
Knox	0	0	0	0	2	0	2	Wayne	0	1	6	8	13	0	28
Kosciusko	0	0	2	4	2	0	8	Wells	0	0	1	2	2	0	5
LaGrange	0	0	0	1	3	0	4	White	0	0	0	0	0	0	0
Lake	0	0	12	9	9	0	30	Whitley	0	0	3	1	1	0	5
LaPorte	0	0	0	0	1	0	1	Unknown**	<u>0</u>	<u>0</u>	<u>0</u>	<u>0</u>	<u>0</u>	<u>3</u>	<u>3</u>
Lawrence	0	1	2	3	7	0	13	<b>Total</b>	<b>2</b>	<b>35</b>	<b>275</b>	<b>235</b>	<b>510</b>	<b>3</b>	<b>1,060</b>

Data based on Most Serious Offense and include only New- and Reccommitments.

Parole violators are not included.

\*\*Other\* may include missing, habitual offense, contempt of court, or misdemeanor.

\*\*\*Unknown\* represents offenders who were sentenced to DOC, but no sentence information was received.

Source: Prsadm7.pgm

**Indiana Department of Correction**  
**Table 7**  
**Release Type by County of Commitment - Adult Offenders**

June 2013											
County	Release Type				Total	County	Release Type				Total
	Parole	Probation	Discharged	CTP			Parole	Probation	Discharged	CTP	
Adams	2	1	0	0	3	Madison	25	14	2	8	49
Allen	53	29	1	9	92	Marion	189	91	46	29	355
Bartholomew	15	1	1	4	21	Marshall	5	3	2	0	10
Benton	0	2	1	0	3	Martin	1	0	0	0	1
Blackford	0	0	2	1	3	Miami	4	0	1	1	6
Boone	2	6	0	1	9	Monroe	15	5	2	0	22
Brown	0	0	0	0	0	Montgomery	6	4	1	1	12
Carroll	2	0	0	0	2	Morgan	6	2	2	2	12
Cass	6	2	0	3	11	Newton	3	0	0	0	3
Clark	5	6	1	0	12	Noble	10	6	2	0	18
Clay	4	3	2	1	10	Ohio	0	1	0	0	1
Clinton	1	5	0	2	8	Orange	1	1	0	1	3
Crawford	1	1	0	1	3	Owen	7	2	0	0	9
Daviess	1	2	0	1	4	Parke	2	0	1	1	4
Dearborn	9	16	2	0	27	Perry	8	0	0	0	8
Decatur	4	5	0	1	10	Pike	1	0	0	0	1
DeKalb	3	1	0	1	5	Porter	6	8	2	0	16
Delaware	7	4	0	2	13	Posey	7	2	0	1	10
Dubois	4	1	0	0	5	Pulaski	1	0	0	0	1
Elkhart	38	21	5	4	68	Putnam	3	4	1	1	9
Fayette	6	6	0	0	12	Randolph	1	1	0	0	2
Floyd	4	7	0	1	12	Ripley	4	6	1	0	11
Fountain	2	1	0	0	3	Rush	5	1	0	0	6
Franklin	2	6	0	0	8	St. Joseph	38	10	2	7	57
Fulton	3	3	1	0	7	Scott	9	7	0	0	16
Gibson	4	0	0	1	5	Shelby	13	5	3	2	23
Grant	11	6	1	2	20	Spencer	0	1	0	1	2
Greene	4	5	0	0	9	Starke	4	2	0	2	8
Hamilton	20	17	12	0	49	Steuben	1	1	0	1	3
Hancock	4	2	0	1	7	Sullivan	0	1	0	0	1
Harrison	9	5	1	0	15	Switzerland	2	0	0	0	2
Hendricks	9	7	9	0	25	Tippecanoe	17	18	0	5	40
Henry	5	2	0	0	7	Tipton	0	0	0	0	0
Howard	5	11	2	2	20	Union	1	2	0	1	4
Huntington	5	8	1	0	14	Vanderburgh	39	7	3	6	55
Jackson	9	3	1	0	13	Vermillion	1	3	0	1	5
Jasper	2	1	0	0	3	Vigo	10	3	1	4	18
Jay	2	1	0	0	3	Wabash	6	4	1	2	13
Jefferson	3	1	0	0	4	Warren	0	0	0	0	0
Jennings	4	1	3	0	8	Warrick	6	1	0	1	8
Johnson	31	7	3	2	43	Washington	4	5	0	1	10
Knox	2	1	2	0	5	Wayne	33	7	1	0	41
Kosciusko	12	6	1	0	19	Wells	3	2	1	1	7
LaGrange	5	6	2	0	13	White	1	1	0	0	2
Lake	34	2	4	19	59	Whitley	0	0	0	1	1
LaPorte	4	8	0	1	13	Unknown	<u>12</u>	<u>1</u>	<u>2</u>	<u>1</u>	<u>16</u>
Lawrence	12	3	0	2	17	<b>Total</b>	<b>880</b>	<b>464</b>	<b>135</b>	<b>144</b>	<b>1,623</b>

This data excludes Temporary Moves, Safekeepers, Predispositions, Escapes, Deaths, releases from CTP and releases from Out of State Parole.

Source: prisrel7.pgm

**Indiana Department of Correction**  
**Table 8**  
**The Number of Department of Correction Offenders**  
**Held in County Jails\***

**July 01, 2013**

<u>County</u>	<u>Adult Male</u>	<u>Adult Female</u>	<u>County</u>	<u>Adult Male</u>	<u>Adult Female</u>	<u>County</u>	<u>Adult Male</u>	<u>Adult Female</u>
Adams	1	0	Hendricks	9	4	Pike	10	0
Allen	31	3	Henry**	0	0	Porter	8	0
Bartholomew	4	0	Howard	5	1	Posey	3	1
Benton	1	0	Huntington	3	1	Pulaski**	2	1
Blackford**	6	1	Jackson	10	0	Putnam**	17	0
Boone	4	1	Jasper	1	0	Randolph	0	0
Brown	0	0	Jay	2	1	Ripley	11	0
Carroll	2	0	Jefferson	6	0	Rush	2	1
Cass	6	0	Jennings	2	0	St. Joseph	6	0
Clark	14	0	Johnson	2	3	Scott	4	0
Clay	10	3	Knox**	9	2	Shelby	2	1
Clinton	8	0	Kosciusko	7	5	Spencer**	2	0
Crawford**	5	0	LaGrange	5	1	Starke	7	2
Daviess	3	0	Lake	8	0	Steuben	5	1
Dearborn	12	0	LaPorte	5	3	Sullivan	0	0
Decatur	2	1	Lawrence	16	4	Switzerland	1	0
DeKalb	0	0	Madison	1	1	Tippecanoe	23	5
Delaware	5	1	Marion	10	0	Tipton	0	0
Dubois	7	0	Marshall	1	0	Union	1	0
Elkhart	21	3	Martin	0	0	Vanderburgh	15	2
Fayette	5	1	Miami	5	0	Vermillion	3	0
Floyd	12	0	Monroe	8	1	Vigo	2	0
Fountain	1	0	Montgomery	3	2	Wabash	7	0
Franklin	2	0	Morgan	6	1	Warren	1	0
Fulton	5	0	Newton	0	0	Warrick	1	0
Gibson	10	0	Noble	23	2	Washington	13	0
Grant	7	0	Ohio	1	0	Wayne	1	0
Greene	1	0	Orange**	4	0	Wells**	11	1
Hamilton	7	2	Owen	3	0	White	0	0
Hancock	0	0	Parke	6	0	Whitley	5	0
Harrison**	4	0	Perry	4	0	<u>Unknown*</u>	<u>27</u>	<u>4</u>
<b>Total</b>							<b>551</b>	<b>67</b>

\* Data is based on known frequencies reported by the counties, some county data may be missing

\*\* County Jail Substance Abuse Programs

Source: OIS □



**Indiana Department of Correction**  
**Table 9**  
**Community Transition Program**  
**Average Daily Populations**

<u>Month</u>	<u>2009</u>	<u>2010</u>	<u>2011</u>	<u>2012</u>	<u>2013</u>
January	404	450	544	483	493
February	410	422	530	474	475
March	384	445	495	483	511
April	390	475	506	586	510
May	408	501	520	514	509
June	414	536	523	506	522
July	414	577	534	520	
August	400	614	509	511	
September	429	568	497	502	
October	450	572	454	501	
November	452	578	468	498	
December	<u>458</u>	<u>560</u>	<u>479</u>	<u>492</u>	
<b>YEARLY AVERAGE</b>	<b>417</b>	<b>525</b>	<b>505</b>	<b>506</b>	<b>503</b>

Source: CTP Database and OIS Warmbody

**Indiana Department Of Correction**  
**Table 10**  
**Community Transition Program**  
**June 2013 Release Information**

<b>Total number of offenders eligible to be released during June 2013 =</b>	<b>659</b>
Felony A and B total =	323
Felony C total =	195
Felony D total =	137
Murder =	4
<b>Total number of offenders transitioned to counties for CTP =</b>	<b>157</b>
By default (lack of response from judge)	
Felony A or B =	0
Felony C =	18
Felony D =	22
By approval by court order from judge	
Felony A or B =	68
Felony C =	29
Felony D =	19
Murder =	1
<b>Total number of offenders transitioned to counties then returned to DOC due to refusal (court ordered denial upon receipt of offender) =</b>	<b>0</b>
<b>Total number of court ordered denials =</b>	<b>342</b>
Felony A or B =	153
Felony C =	121
Felony D =	68
Murder =	0
<b>Total number of Felony A or B denials by default (no response from judge) =</b>	<b>63</b>
<b>Total number of offenders who became ineligible after eligibility determined but prior to CTP commencement date (reasons include change in Earliest Possible Release Date, change in warrant status, released to probation or to parole, other miscellaneous) =</b>	<b>94</b>
Felony A or B =	39
Felony C =	27
Felony D =	28
Murder =	0

Source: SAS - CTP2 Adms

*Indiana Department of Correction*  
**Table 11**  
*Total Number of Felony Offenses*  
*Committed to the Indiana Department of Correction*

*June 2013*

Felony Level	Primary Offense	Secondary Offense	Jun-13		This Calendar Year	
			SEX		SEX	
			F	M	F	M
<b>Murder</b>	Murder (35-42-1-1)		-	2	2	41
<b>Murder Total</b>			-	2	2	41

Felony Level	Primary Offense	Secondary Offense	Jun-13		This Calendar Year	
			SEX		SEX	
			F	M	F	M
<b>A Felony</b>	Aiding, Inducing or Causing an Offense (35-42-1-1)	Child Molesting (35-42-4-3)	-	-	-	5
		Dealing Methamphetamine (35-48-4-1.1)	-	-	-	1
		Dealing Sched I, II, or III Cntrl Sub (35-42-4-1)	-	1	-	1
		Murder (35-42-1-1)	-	-	-	3
	Arson (35-43-1-1)		-	-	1	2
	Attempt to Commit a Felony (35-41-5-1)	Child Molesting (35-42-4-3)	-	1	-	5
		Murder (35-42-1-1)	-	2	2	35
		Robbery (35-42-5-1)	-	-	-	2
	Burglary (35-43-2-1)		-	1	1	19
	Child Molesting (35-42-4-3)		-	18	-	117
	Conspiracy (35-41-5-2)	Dealing Cocaine or Narcotic Drug (35-48-4-1)	-	-	-	2
		Murder (35-42-1-1)	-	-	2	-
	Criminal Deviate Conduct (35-42-4-2)		-	-	-	9
	Dealing Cocaine or Narcotic Drug (35-48-4-1)		-	10	6	74
	Dealing Methamphetamine (35-48-4-1.1)		1	2	5	27
	Dealing Sched I, II, or III Cntrl Sub (35-48-4-2)		-	1	14	13
	Fail to Stop Accident w/Injury (9-26-1-1)		-	-	1	-
	Kidnapping (35-42-3-2)		-	-	-	6
	Neglect of a Dependent/Death (35-46-1-4)		-	1	2	3
	Possession of Cocaine or Narcotic Drug (35-48-4-6)		-	-	-	5
	Possession of Methamphetamine (35-48-4-6.1)		-	-	-	1
	Rape (35-42-4-1)		-	1	-	7
	Robbery (35-42-5-1)		-	1	1	10
	Voluntary Manslaughter (35-42-1-3)		-	4	-	11
<b>A Felony Total</b>			<b>1</b>	<b>43</b>	<b>35</b>	<b>358</b>

Felony Level	Primary Offense	Secondary Offense	Jun-13		This Calendar Year	
			SEX		SEX	
			F	M	F	M
<b>B Felony</b>	Accident/Failure to Stop-Serious Inj/Death (9-26-1-8)		-	1	-	3
	Aggravated Battery (35-42-2-1.5)		2	5	7	35
	Aiding, Inducing or Causing an Offense (35-42-1-1)	Aggravated Battery (35-42-2-1.5)	-	-	-	1
		Burglary (35-43-2-1)	-	-	2	6
		Child Molesting (35-42-4-3)	-	-	1	-
		Dealing Cocaine or Narcotic Drug (35-48-4-1)	-	-	1	5
		Dealing Methamphetamine (35-48-4-1.1)	-	1	1	4
		Dealing Sched I, II, or III Cntrl Sub (35-42-4-1)	-	-	5	-
		Possession of Cocaine or Narcotic Drug (35-48-4-6)	-	-	-	1
		Rape (35-42-4-1)	-	-	-	1
		Robbery (35-42-5-1)	-	-	-	6
	Arson (35-43-1-1)		1	5	4	27
	Attempt to Commit a Felony (35-41-5-1)	Arson (35-43-1-1)	-	1	-	1
		Burglary (35-43-2-1)	-	-	-	3
		Carjacking (35-42-5-2)	1	-	1	1
		Child Molesting (35-42-4-3)	-	-	-	2
		Criminal Deviate Conduct (35-42-4-2)	-	1	-	3
		Dealing Cocaine or Narcotic Drug (35-48-4-1)	-	-	2	-
		Rape (35-42-4-1)	-	-	-	2
		Robbery (35-42-5-1)	-	2	-	27
		Sexual Misconduct with a Minor (35-42-4-4)	-	-	-	2
	Battery (35-42-2-1)		1	-	1	6
	Burglary (35-43-2-1)		9	57	43	433
	Carjacking (35-42-5-2)		2	1	2	17
	Child Molesting (35-42-4-3)		-	8	3	50

Conspiracy (35-41-5-2)	Burglary (35-43-2-1)	-	-	1	3
	Child Molesting (35-42-4-3)	-	-	-	1
	Dealing Cocaine or Narcotic Drug (35-48-4-1)	1	2	2	10
	Dealing Methamphetamine (35-48-4-1.1)	1	-	6	6
	Dealing Sched I, II, or III Cntrl Sub (35-48-4-2)	-	2	1	2
	Robbery (35-42-5-1)	1	1	2	14
Criminal Confinement (35-42-3-3)		-	16	2	45
Criminal Deviate Conduct (35-42-4-2)		-	5	1	25
Dealing Cocaine or Narcotic Drug (35-48-4-1)		6	58	52	355
Dealing Methamphetamine (35-48-4-1.1)		15	40	70	216
Dealing Sched I, II, or III Cntrl Sub (35-48-4-2)		12	18	64	140
Dealing Sched IV Cntrl Sub (35-48-4-3)		1	1	3	5
Dealing Sched V Cntrl Sub (35-48-4-4)		-	-	5	3
Escape/Failure to Return (35-44-3-5)		-	-	-	2
Felon in Possession of a Firearm (35-47-4-5)		-	10	1	79
Incest (35-46-1-3)		-	-	-	7
Neglect of a Dependent (35-46-1-4)		1	3	6	17
Operating Vehicle Intoxicated/Death (9-30-5-5)		-	1	6	11
Possession Methamphetamine (35-48-4-6.1)		5	2	13	15
Possession of Cocaine or Narcotic Drug (35-48-4-6)		1	2	4	23
Prisoner Poss. Dang Device/Material (35-44-3-9.5)		-	-	-	1
Promoting Prostitution, under 18 (35-45-4-4)		-	-	1	-
Rape (35-42-4-1)		-	3	-	23
Robbery (35-42-5-1)		-	38	9	235
Sexual Misconduct with a Minor (35-42-4-9)		-	8	3	51
Stalking (35-45-10-5)		-	1	-	2
Vicarious Sexual Gratification (35-42-4-5)		-	-	-	2
Voluntary Manslaughter (35-42-1-3)		-	-	-	4
<b>B Felony Total</b>		<b>60</b>	<b>293</b>	<b>325</b>	<b>1933</b>

Felony Level	Primary Offense	Secondary Offense	Jun-13		This Calendar Year	
			SEX		SEX	
			F	M	F	M
C Felony	Aiding, Inducing or Causing an Offense (35-41-5-1)	Burglary (35-43-2-1)	-	1	-	5
		Child Exploitation (35-42-4-4)	-	-	-	1
		Child Molesting (35-42-4-3)	-	1	-	2
		Robbery (35-42-5-1)	-	-	-	2
		Arson (35-43-1-1)	-	1	1	1
	Assisting a Criminal (35-44-3-2)		-	1	-	5
	Attempt to Commit a Felony (35-41-5-1)	Battery (35-42-2-1)	-	-	-	7
		Burglary (35-43-2-1)	-	-	-	9
		Criminal Recklessness (35-42-2-2)	-	-	-	1
		Disarm/Attempt to Disarm an Officer (35-44-1-3-2)	-	-	1	-
		Possession of Cocaine or Narcotic Drug (35-48-4-1)	2	-	2	-
		Possession/Use Legend Drug (16-42-19-27)	-	-	-	1
		Robbery (35-42-5-1)	-	-	-	5
		Sexual Misconduct with a Minor (35-42-4-9)	-	1	-	2
	Auto Theft, Receiving Stolen Parts (35-43-4-2.5)		-	2	3	24
	Battery (35-42-2-1)		6	33	24	201
	Battery by Bodily Waste (35-42-2-6)		-	-	-	1
	Burglary (35-43-2-1)		2	49	22	384
	Carrying Handgun w/o License (35-47-2-23)		-	9	-	54
	Child Exploitation (35-42-4-4)		-	-	-	8
	Child Molesting (35-42-4-3)		-	21	-	120
	Child Solicitation (35-42-4-6)		-	1	-	9
	Conspiracy (35-41-5-2)	Dealing Marijuana, Hash Oil, or Hashish (35-48-4-10)	-	-	2	1
		Dealing/Poss. Look-Alike Subs (35-48-4-4.6)	-	-	-	2
		Forgery (35-43-5-2)	-	2	1	4
		Possession of Controlled Substance (35-48-4-3)	-	-	-	1
		Robbery (35-42-5-1)	1	-	3	1
	Controlled Substance Registration (35-48-4-14)		-	-	2	-
	Corrupt Business Influence (35-45-6-2)		-	-	6	12
	Criminal Confinement (35-42-3-3)		-	1	1	33
	Criminal Mischief (35-43-1-2)		-	-	-	1
	Criminal Recklessness (35-42-2-2)		-	7	2	31
	Dangerous Control of a Handgun (35-47-10-6)		-	-	-	2
	Dangerous Possession of a Handgun (35-47-10-5)		-	-	-	1
	Dealing Cocaine or Narcotic Drug (35-48-4-1)		-	-	-	2
	Dealing Marijuana, Hash Oil, or Hashish (35-48-4-10)		-	2	2	17
	Dealing Sched IV Controlled Substance (35-48-4-3)		-	1	10	17
	Dealing/Poss. Look-Alike Subs (35-48-4-4.6)		-	4	1	11
	Disarm/Attempt to Disarm an Officer (35-44.1-3-2)		-	2	-	4
	Escape/Failure to Return (35-44-3-5)		-	5	5	32

Failure to Register as a Sex Offender (11-8-8-17)	-	6	1	33
Failure to Stop Accident/Death (9-26-1-8)	-	2	1	4
Felon in Possession of a Firearm (35-47-4-5)	-	-	-	1
Firearm w/in One Mile of School (35-47-2-1)	-	4	1	39
Forgery (35-43-5-2)	11	32	119	228
Fraud on Financial Institution (35-43-5-8)	-	1	11	17
Handgun Violation (35-47-2-7)	-	-	-	4
Home Improvement Fraud (35-43-6-13)	-	1	-	6
Incest (35-46-1-3)	-	-	-	4
Insurance Fraud (35-43-5-4.5)	-	-	-	1
Intimidation (35-45-2-1)	-	3	1	33
Involuntary Manslaughter (35-42-1-4)	-	1	-	3
Neglect of a Dependent (35-46-1-4)	3	4	32	24
Non-Support of Dependent Child (35-46-1-5)	-	3	11	46
Obliterating Handgun I.D. (35-47-2-18)	-	2	-	10
Obtain Legend Drug by Fraud/Prior Conv (16-42-19-16)	-	-	1	1
Operating Vehicle Intoxicated/Death (9-30-5-5)	1	3	1	9
Operating Vehicle Intoxicated/Injury (9-30-5-4)	-	3	3	8
Operating Vehicle w/Lifetime Suspension (9-30-10-17)	3	21	11	173
Operating Vehicle-Habitual Violation (9-30-10-16)	-	-	-	2
Operating Vehicle-Schedule 1/Death (35-48-2-4)	-	1	-	1
Possession - Destruct Device (35-47.5-5-2)	-	-	-	2
Possession - Machine Gun or Bomb (35-47-5-8)	-	-	-	1
Possession Methamphetamine (35-48-4-6.1)	-	3	6	14
Possession of Cocaine or Narcotic Drug (35-48-4-6)	-	15	10	79
Possession of Controlled Substance (35-48-4-7)	1	4	9	36
Possession of Precursors (35-48-4-14.5)	1	-	10	14
Prisoner Poss. Dang Device/Material (35-44-3-9.5)	-	-	-	2
Reckless Homicide (35-42-1-5)	1	1	1	12
Resisting Law Enforcement (35-44.1-3-1)	-	1	-	3
Robbery (35-42-5-1)	1	14	5	138
Sexual Battery (35-42-4-8)	-	1	-	2
Sexual Misconduct with a Minor (35-42-4-9)	-	10	1	56
Stalking (35-45-10-5)	-	-	-	6
Theft, Receiving Stolen Property (35-43-4-2)	2	-	7	5
Trafficking with an Inmate (35-44-3-9)	-	2	10	9
Unlawful Medical Practice (35-22.5-8-2)	-	-	-	1
Welfare Fraud (35-43-5-7)	-	-	1	-
<b>C Felony Total</b>	<b>35</b>	<b>282</b>	<b>341</b>	<b>2041</b>

Felony Level	Primary Offense	Secondary Offense	Jun-13		This Calendar Year	
			SEX		SEX	
			F	M	F	M
<b>D Felony</b>	Accident/Failure to Stop-Serious Inj/Death (9-26-1-8)		-	-	1	1
	Aid-Manufacture of Schedule 2 (35-48-4-2)		-	1	-	1
	Aiding, Inducing or Causing an Offense (35-	Auto Theft, Receiving Stolen Parts (35-43-	-	-	-	1
		Controlled Substance Registration (35-48-4	-	1	-	1
		Possession of Methamphetamine (35-48-4-4	-	-	-	2
		Possession of Precursors (35-48-4-14.5)	-	-	-	2
		Residential Entry (35-43-2-1.5)	-	1	-	3
		Theft, Receiving Stolen Property (35-43-4-	-	1	-	9
	Arson (35-43-1-1)		-	-	1	8
	Assisting a Criminal (35-44-3-2)		-	-	5	5
	Attempt to Commit a Felony (35-41-5-1)	Auto Theft, Receiving Stolen Parts (35-43-	-	-	-	1
		Battery by Bodily Waste (35-42-2-6)	-	-	1	-
		Controlled Substance Registration (35-48-4	1	-	1	1
		Failure to Register as a Sex Offender (11-8-	-	1	-	1
		Failure to Return to Lawful Detention (35-4	-	-	1	-
		Fraud (35-43-5-4)	-	1	2	2
		Possession/Use of Legend Drug (16-42-19-	-	-	-	1
		Residential Entry (35-43-2-1.5)	-	-	-	2
		Resisting Law Enforcement (35-44-3-3)	1	1	1	1
		Theft, Receiving Stolen Property (35-43-4-	2	1	4	26
	Auto Theft, Receiving Stolen Parts (35-43-4-2.5)		2	16	11	106
	Battery (35-42-2-1)		1	18	20	122
	Battery by Bodily Waste (35-42-2-6)		-	6	7	28
	Burglary (35-43-2-1)		1	-	1	2
	Cheating at Gambling (4-33-10-2)		-	-	-	2
	Check Deception (35-43-5-5)		-	-	-	1
	Check Fraud (35-43-5-12)		-	-	8	20
	Child Exploitation (35-42-4-4)		1	-	1	4
	Child Pornography (35-42-4-4)		-	-	-	2
	Child Seduction (35-42-4-7)		-	-	-	2

Child Solicitation (35-42-4-6)	-	2	-	14
Conspiracy (35-41-5-2)	-	-	-	1
Auto Theft, Receiving Stolen Parts (35-43-4-1)	-	-	-	1
Dealing Subs. Represent as Cntrl'd Subs. (35-43-4-2)	-	-	1	-
Fraud (35-43-5-4)	-	2	-	2
Theft, Receiving Stolen Property (35-43-4-3)	-	-	-	5
Controlled Substance Registration (35-48-4-14)	-	7	8	31
Conversion (35-43-4-3)	1	-	2	-
Criminal Confinement (35-42-3-3)	-	10	1	60
Criminal Gang Activity (35-45-9-3)	-	-	-	9
Criminal Mischief (35-43-1-2)	1	2	2	18
Criminal Recklessness (35-42-2-2)	2	10	10	79
Criminal Trespass (35-43-2-2)	-	1	3	18
Cruelty to Animals (35-46-3-12)	-	-	1	4
Cultivation of Marijuana (35-48-4-1)	-	-	-	2
Dealing Marijuana, Hash Oil, or Hashish (35-48-4-10)	-	10	3	41
Dealing Sched V Controlled Substance (35-48-4-4)	-	-	-	1
Dealing Subs. Represent as Cntrl'd Subs. (35-48-4-4.5)	-	1	-	2
Disposal Dead Animal (15-17-11-20)	-	-	-	1
Dissemination of Matter Harmful to Minor (35-49-3-3)	-	-	1	6
Domestic Battery (35-42-2-1.3)	-	25	3	183
Driving While Intoxicated (9-11-2-3)	-	1	1	11
Driving While Suspended (9-24-18-5)	-	1	-	1
Driving While Suspended/Oper Veh HTV (9-30-10-16)	1	24	23	146
Driving While Suspended/Oper Veh HTV (9-30-19-16)	-	-	-	2
Dump Controlled Substance Waste (38-48-4-4.1)	-	-	2	-
Fail to Stop Accident w/Injury (9-26-1-1)	-	2	-	3
Failure to Appear (35-44-3-6)	-	2	1	6
Failure to Register as a Sex Offender (11-8-8-17)	-	9	-	75
Failure to Return to Lawful Detention (35-44-3-5)	5	25	35	142
False Information to Government Entity (35-44.1-2-3)	-	-	1	-
Forgery, Counterfeit (35-43-5-2)	-	1	2	8
Fraud (35-43-5-4)	4	5	30	42
Fraudulent Ballot (3-14-2-1)	-	-	-	3
Habitual Offender Substance Abuse (35-50-2-10)	-	-	1	3
Home Improvement Fraud (35-43-6-12)	-	1	-	1
Home Improvement Fraud/Enhanced (35-43-6-13)	-	-	-	4
Identity Deception (35-43-5-3.5)	1	-	7	15
Impersonation of a Public Servant (35-44-2-3)	-	1	-	4
Interfering w/ Law Enforcement Animal (35-46-3-11)	-	-	-	1
Intimidation (35-45-2-1)	1	17	7	105
Invasion of Privacy (35-46-1-15.1)	-	2	3	32
Maintaining a Common Nuisance (35-48-4-13)	6	3	39	79
Manufacture Paraphernalia (35-48-4-8.1)	-	-	-	1
Money Laundering (35-45-15-5)	-	1	-	4
Moving Body from Scene of Death (36-2-14-17)	-	-	-	2
Neglect of a Dependent (35-46-1-4)	3	7	32	40
Non-Support of a Child (35-46-1-5)	-	2	7	30
Obstruction of Justice (35-44-3-4)	-	3	7	16
Operating Vehicle Intox-Prior (9-30-5-3)	7	39	87	277
Operating Vehicle Intoxicated-Contrl'd Sub (9-30-5-1)	1	7	5	30
Operating Vehicle Intoxicated-Endanger (9-30-5-2)	6	17	19	93
Operating Vehicle Intoxicated-Serious Injury (9-30-5-4)	-	2	7	21



Pointing a Firearm (35-47-4-3)	-	-	-	22
Poss. of Marijuana, Hash Oil, or Hashish (35-48-4-11)	3	25	18	226
Possession - Syringe/Needle (16-42-19-18)	5	4	19	28
Possession of Cocaine or Narcotic Drug (35-48-4-6)	9	24	47	162
Possession of Controlled Substance (35-48-4-7)	18	46	111	288
Possession of Methamp Subst Tax (6-7-3-11-B)	-	-	1	3
Possession of Methamphetamine (35-48-4-6.1)	7	19	65	140
Possession of Paraphernalia (35-48-4-8.3)	1	4	16	24
Possession of Precursors (35-48-4-14.5)	5	11	20	58
Possession of Presc/Aleg Drug (35-48-3-9)	-	-	1	-
Possession/Use of Legend Drug (16-42-19-13)	2	2	8	16
Prescription Fraud (35-43-5-1)	-	-	-	3
Prostitution (35-45-4-2)	5	-	24	-
Public Indecency (35-45-4-1)	-	1	-	7
Residential Entry (35-43-2-1.5)	5	15	19	107
Resisting Law Enforcement (35-44-3-3)	5	32	17	218
Sale of Legend Drug (16-42-19-11)	-	-	-	2
Sex Offender Residency Restrictions (35-42-4-11)	-	-	-	1
Sexual Battery (35-42-4-8)	-	7	-	37
Sexual Conduct in Presence of a Minor (35-42-4-5c)	-	-	-	1
Sexual Misconduct (35-44-1-5)	-	-	-	1
Sexual Misconduct with a Minor (35-42-4-9)	-	1	-	12
Stalking (35-45-10-5)	-	-	-	4
Strangulation (35-42-2-9)	-	9	-	84
Synthetic ID Deception (35-43-5-3.8)	-	-	-	4
Theft, Receiving Stolen Property (35-43-4-2)	51	213	418	1368
Unlawful Use of Body Armor (35-47-5-13)	-	-	-	1
Vicarious Sexual Gratification (35-42-4-5)	-	1	-	5
Violation-1935 Firearms (35-47-5-4.1)	-	-	-	3
Voyeurism (35-45-4-5)	-	1	-	14
Welfare Fraud (35-43-5-7)	-	-	1	-
<b>D Felony Total</b>	<b>164</b>	<b>705</b>	<b>1201</b>	<b>4870</b>

Felony Level	Primary Offense	Secondary Offense	Jun-13		This Calendar Year	
			SEX		SEX	
			F	M	F	M
Habitual Off	Habitual Offender (35-50-2-8)		-	1	1	9
	Habitual Offender Controlled Substance (35-50-2-10)		-	-	1	7
<b>Habitual Off Total</b>			<b>-</b>	<b>1</b>	<b>2</b>	<b>16</b>

			Jun-13		This Calendar Year	
			SEX		SEX	
			F	M	F	M
<b>Grand Total</b>			<b>260</b>	<b>1326</b>	<b>1906</b>	<b>9259</b>

Note: Offense data may not be available for all offenders at the time this table was prepared.

Only new commitments and probation violations are reported on this table.

Parole and Community Transition Program violators are excluded on this table.

Source: SAS - all.citations\_mso.pgm

*Indiana Department of Correction  
Table 12  
Number of New Admissions by Most Serious Offense  
Committed to the Indiana Department of Correction*

*June 2013*

Felony Level	Primary Offense	Secondary Offense	Jun-13		This Calendar Year	
			SEX		SEX	
			F	M	F	M
<b>Murder</b>	Murder (35-42-1-1)		-	2	2	38
<b>Murder Total</b>			-	2	2	38

Felony Level	Primary Offense	Secondary Offense	Jun-13		This Calendar Year	
			SEX		SEX	
			F	M	F	M
<b>A Felony</b>	Aiding, Inducing or Causing an Offense (35-42-1-1)	Child Molesting (35-42-4-3)	-	-	-	1
		Dealing Methamphetamine (35-48-4-1.1)	-	-	-	1
		Dealing Sched I, II, or III Cntrl Sub (35-48-4-2)	-	1	-	1
		Murder (35-42-1-1)	-	-	-	2
	Arson (35-43-1-1)		-	-	1	1
	Attempt to Commit a Felony (35-41-5-1)	Child Molesting (35-42-4-3)	-	-	-	1
		Murder (35-42-1-1)	-	2	2	19
		Robbery (35-42-5-1)	-	-	-	1
	Burglary (35-43-2-1)		-	1	1	16
	Child Molesting (35-42-4-3)		-	13	-	68
	Conspiracy (35-41-5-2)	Dealing Cocaine or Narcotic Drug (35-48-4-6)	-	-	-	1
		Murder (35-42-1-1)	-	-	2	-
	Criminal Deviate Conduct (35-42-4-2)		-	-	-	6
	Dealing Cocaine or Narcotic Drug (35-48-4-1)		-	8	6	59
	Dealing Methamphetamine (35-48-4-1.1)		1	2	5	26
	Dealing Sched I, II, or III Cntrl Sub (35-48-4-2)		-	1	9	9
	Fail to Stop Accident w/Injury (9-26-1-1)		-	-	1	-
	Kidnapping (35-42-3-2)		-	-	-	2
	Neglect of a Dependent/Death (35-46-1-4)		-	1	2	3
	Possession of Cocaine or Narcotic Drug (35-48-4-6)		-	-	-	5
	Possession of Methamphetamine (35-48-4-6.1)		-	-	-	1
	Rape (35-42-4-1)		-	1	-	5
	Robbery (35-42-5-1)		-	1	1	9
	Voluntary Manslaughter (35-42-1-3)		-	3	-	10
	<b>A Felony Total</b>		<b>1</b>	<b>34</b>	<b>30</b>	<b>247</b>

Felony Level	Primary Offense	Secondary Offense	Jun-13		This Calendar Year	
			SEX		SEX	
			F	M	F	M
<b>B Felony</b>	Accident/Failure to Stop-Serious Inj/Death (9-26-1-8)		-	1	-	2
		Aggravated Battery (35-42-2-1.5)	1	4	4	32
	Aiding, Inducing or Causing an Offense (35-42-1-1)	Aggravated Battery (35-42-2-1.5)	-	-	-	1
		Burglary (35-43-2-1)	-	-	2	5
		Child Molesting (35-42-4-3)	-	-	1	-
		Dealing Cocaine or Narcotic Drug (35-48-4-6)	-	-	1	4
		Dealing Methamphetamine (35-48-4-1.1)	-	1	1	4
		Dealing Sched I, II, or III Cntrl Sub (35-48-4-2)	-	-	1	-
		Possession of Cocaine or Narcotic Drug (35-48-4-6)	-	-	-	1
		Rape (35-42-4-1)	-	-	-	1
		Robbery (35-42-5-1)	-	-	-	5
	Arson (35-43-1-1)		1	3	4	20
	Attempt to Commit a Felony (35-41-5-1)	Arson (35-43-1-1)	-	1	-	1
		Burglary (35-43-2-1)	-	-	-	2
		Child Molesting (35-42-4-3)	-	-	-	2
		Criminal Deviate Conduct (35-42-4-2)	-	1	-	1
		Dealing Cocaine or Narcotic Drug (35-48-4-6)	-	-	2	-
		Rape (35-42-4-1)	-	-	-	1
		Robbery (35-42-5-1)	-	-	-	9
	Battery (35-42-2-1)		1	-	1	6
	Burglary (35-43-2-1)		9	47	38	327
	Carjacking (35-42-5-2)		1	-	1	13
	Child Molesting (35-42-4-3)		-	6	3	43

Conspiracy (35-41-5-2)	Burglary (35-43-2-1)	-	-	1	2
	Child Molesting (35-42-4-3)	-	-	-	1
	Dealing Cocaine or Narcotic Drug (35-48-4-1)	1	2	2	8
	Dealing Methamphetamine (35-48-4-1.1)	1	-	5	5
	Dealing Sched I, II, or III Cntrl Sub (35-48-4-2)	-	1	1	1
	Robbery (35-42-5-1)	1	1	2	11
Criminal Confinement (35-42-3-3)		-	7	1	19
Criminal Deviate Conduct (35-42-4-2)		-	3	1	20
Dealing Cocaine or Narcotic Drug (35-48-4-1)		5	47	43	296
Dealing Methamphetamine (35-48-4-1.1)		10	39	62	199
Dealing Sched I, II, or III Cntrl Sub (35-48-4-2)		10	16	53	121
Dealing Sched IV Cntrl Sub (35-48-4-3)		-	-	2	4
Dealing Sched V Cntrl Sub (35-48-4-4)		-	-	4	3
Escape/Failure to Return (35-44-3-5)		-	-	-	2
Felon in Possession of a Firearm (35-47-4-5)		-	8	1	69
Incest (35-46-1-3)		-	-	-	5
Neglect of a Dependent (35-46-1-4)		1	3	6	16
Operating Vehicle Intoxicated/Death (9-30-5-5)		-	1	4	10
Possession Methamphetamine (35-48-4-6.1)		3	-	11	12
Possession of Cocaine or Narcotic Drug (35-48-4-6)		1	1	4	20
Rape (35-42-4-1)		-	2	-	21
Robbery (35-42-5-1)		-	28	9	166
Sexual Misconduct with a Minor (35-42-4-9)		-	5	3	42
Stalking (35-45-10-5)		-	1	-	2
Vicarious Sexual Gratification (35-42-4-5)		-	-	-	1
Voluntary Manslaughter (35-42-1-3)		-	-	-	4
<b>B Felony Total</b>		<b>46</b>	<b>229</b>	<b>274</b>	<b>1540</b>

Felony Level	Primary Offense	Secondary Offense	Jun-13		This Calendar Year	
			SEX		SEX	
			F	M	F	M
<b>C Felony</b>	Aiding, Inducing or Causing an Offense (35-41-5-1)	Burglary (35-43-2-1)	-	1	-	3
		Child Molesting (35-42-4-3)	-	1	-	2
		Robbery (35-42-5-1)	-	-	-	2
	Arson (35-43-1-1)		-	1	1	1
	Assisting a Criminal (35-44-3-2)		-	1	-	5
	Attempt to Commit a Felony (35-41-5-1)	Battery (35-42-2-1)	-	-	-	3
		Burglary (35-43-2-1)	-	-	-	6
		Disarm/Attempt to Disarm an Officer (35-44-1-3-2)	-	-	1	-
		Possession of Cocaine or Narcotic Drug (35-48-4-1)	2	-	2	-
		Possession/Use Legend Drug (16-42-19-27)	-	-	-	1
		Robbery (35-42-5-1)	-	-	-	5
		Sexual Misconduct with a Minor (35-42-4-9)	-	-	-	1
	Auto Theft, Receiving Stolen Parts (35-43-4-2.5)		-	2	3	16
	Battery (35-42-2-1)		6	25	23	152
	Battery by Bodily Waste (35-42-2-6)		-	-	-	1
	Burglary (35-43-2-1)		2	38	17	284
	Carrying Handgun w/o License (35-47-2-23)		-	9	-	45
	Child Exploitation (35-42-4-4)		-	-	-	5
	Child Molesting (35-42-4-3)		-	11	-	68
	Child Solicitation (35-42-4-6)		-	1	-	6
	Conspiracy (35-41-5-2)	Dealing Marijuana, Hash Oil, or Hashish (35-48-4-10)	-	-	2	1
		Dealing/Poss. Look-Alike Subs (35-48-4-4.6)	-	-	-	2
		Forgery (35-43-5-2)	-	1	1	3
		Possession of Controlled Substance (35-48-4-3)	-	-	-	1
		Robbery (35-42-5-1)	1	-	3	-
	Controlled Substance Registration (35-48-4-14)		-	-	1	-
	Corrupt Business Influence (35-45-6-2)		-	-	4	11
	Criminal Confinement (35-42-3-3)		-	-	1	24
	Criminal Mischief (35-43-1-2)		-	-	-	1
	Criminal Recklessness (35-42-2-2)		-	5	1	20
	Dangerous Control of a Handgun (35-47-10-6)		-	-	-	2
	Dealing Cocaine or Narcotic Drug (35-48-4-1)		-	-	-	1
	Dealing Marijuana, Hash Oil, or Hashish (35-48-4-10)		-	2	2	13
	Dealing Sched IV Controlled Substance (35-48-4-3)		-	1	7	14
	Dealing/Poss. Look-Alike Subs (35-48-4-4.6)		-	4	1	10
	Disarm/Attempt to Disarm an Officer (35-44-1-3-2)		-	1	-	3
	Escape/Failure to Return (35-44-3-5)		-	3	4	22
	Failure to Register as a Sex Offender (11-8-8-17)		-	5	1	27
	Failure to Stop Accident/Death (9-26-1-8)		-	2	1	2
	Felon in Possession of a Firearm (35-47-4-5)		-	-	-	1

Firearm w/in One Mile of School (35-47-2-1)	-	4	1	33
Forgery (35-43-5-2)	6	20	77	150
Fraud on Financial Institution (35-43-5-8)	-	1	5	10
Handgun Violation (35-47-2-7)	-	-	-	2
Home Improvement Fraud (35-43-6-13)	-	1	-	2
Incest (35-46-1-3)	-	-	-	2
Insurance Fraud (35-43-5-4.5)	-	-	-	1
Intimidation (35-45-2-1)	-	2	1	22
Involuntary Manslaughter (35-42-1-4)	-	1	-	3
Neglect of a Dependent (35-46-1-4)	1	1	16	10
Non-Support of Dependent Child (35-46-1-5)	-	3	7	37
Obliterating Handgun I.D. (35-47-2-18)	-	2	-	7
Obtain Legend Drug by Fraud/Prior Conv (16-42-19-16)	-	-	1	-
Operating Vehicle Intoxicated/Death (9-30-5-5)	-	2	-	6
Operating Vehicle Intoxicated/Injury (9-30-5-4)	-	2	2	7
Operating Vehicle w/Lifetime Suspension (9-30-10-17)	2	19	7	140
Operating Vehicle-Habitual Violation (9-30-10-16)	-	-	-	2
Operating Vehicle-Schedule 1/Death (35-48-2-4)	-	1	-	1
Possession - Destruct Device (35-47.5-5-2)	-	-	-	1
Possession - Machine Gun or Bomb (35-47-5-8)	-	-	-	1
Possession Methamphetamine (35-48-4-6.1)	-	2	5	13
Possession of Cocaine or Narcotic Drug (35-48-4-6)	-	9	9	58
Possession of Controlled Substance (35-48-4-7)	1	3	9	26
Possession of Precursors (35-48-4-14.5)	1	-	8	8
Reckless Homicide (35-42-1-5)	1	1	1	11
Resisting Law Enforcement (35-44.1-3-1)	-	-	-	2
Robbery (35-42-5-1)	1	11	5	105
Sexual Battery (35-42-4-8)	-	1	-	1
Sexual Misconduct with a Minor (35-42-4-9)	-	6	1	41
Stalking (35-45-10-5)	-	-	-	6
Theft, Receiving Stolen Property (35-43-4-2)	2	-	7	2
Trafficking with an Inmate (35-44-3-9)	-	2	9	7

**C Felony Total**

**26 208 247 1481**

Felony Level	Primary Offense	Secondary Offense	SEX		This Calendar Year	
			SEX		SEX	
			F	M	F	M
D Felony	Aiding, Inducing or Causing an Offense (35-43-4-1)	Auto Theft, Receiving Stolen Parts (35-43-4-2)	-	-	-	1
		Controlled Substance Registration (35-48-4-1)	-	1	-	1
		Possession of Methamphetamine (35-48-4-6.1)	-	-	-	1
		Residential Entry (35-43-2-1.5)	-	1	-	2
		Theft, Receiving Stolen Property (35-43-4-2)	-	1	-	8
	Arson (35-43-1-1)		-	-	1	4
	Assisting a Criminal (35-44-3-2)		-	-	3	4
	Attempt to Commit a Felony (35-41-5-1)	Auto Theft, Receiving Stolen Parts (35-43-4-2)	-	-	-	1
		Failure to Register as a Sex Offender (11-8-1)	-	1	-	1
		Failure to Return to Lawful Detention (35-4-1)	-	-	1	-
		Fraud (35-43-5-4)	-	1	2	2
		Possession/Use of Legend Drug (16-42-19-16)	-	-	-	1
		Resisting Law Enforcement (35-44-3-3)	-	1	-	1
		Theft, Receiving Stolen Property (35-43-4-2)	1	1	2	10
	Auto Theft, Receiving Stolen Parts (35-43-4-2.5)		2	10	10	62
	Battery (35-42-2-1)		1	10	14	74
	Battery by Bodily Waste (35-42-2-6)		-	3	6	15
	Burglary (35-43-2-1)		1	-	1	1
	Cheating at Gambling (4-33-10-2)		-	-	-	2
	Check Fraud (35-43-5-12)		-	-	2	8
	Child Exploitation (35-42-4-4)		1	-	1	1
	Child Pornography (35-42-4-4)		-	-	-	1
	Child Seduction (35-42-4-7)		-	-	-	2
	Child Solicitation (35-42-4-6)		-	1	-	5
	Conspiracy (35-41-5-2)	Theft, Receiving Stolen Property (35-43-4-2)	-	-	-	2
	Controlled Substance Registration (35-48-4-14)		-	2	4	14
	Conversion (35-43-4-3)		1	-	2	-
	Criminal Confinement (35-42-3-3)		-	7	1	37
	Criminal Gang Activity (35-45-9-3)		-	-	-	3
	Criminal Mischief (35-43-1-2)		1	1	2	12
	Criminal Recklessness (35-42-2-2)		2	7	8	48
	Criminal Trespass (35-43-2-2)		-	1	3	13
	Cruelty to Animals (35-46-3-12)		-	-	1	3
	Cultivation of Marijuana (35-48-4-1)		-	-	-	2
	Dealing Marijuana, Hash Oil, or Hashish (35-48-4-10)		-	6	2	24
	Dealing Sched V Controlled Substance (35-48-4-4)		-	-	-	1

Dealing Subs. Represent as Cntrl'd Subs. (35-48-4-4.5)	-	1	-	1
Dissemination of Matter Harmful to Minor (35-49-3-3)	-	-	1	4
Domestic Battery (35-42-2-1.3)	-	19	2	133
Driving While Intoxicated (9-11-2-3)	-	-	1	7
Driving While Suspended/Oper Veh HTV (9-30-10-16)	-	13	16	85
Driving While Suspended/Oper Veh HTV (9-30-19-16)	-	-	-	1
Dump Controlled Substance Waste (38-48-4-4.1)	-	-	1	-
Fail to Stop Accident w/Injury (9-26-1-1)	-	1	-	2
Failure to Appear (35-44-3-6)	-	1	-	2
Failure to Register as a Sex Offender (11-8-8-17)	-	6	-	47
Failure to Return to Lawful Detention (35-44-3-5)	1	16	16	62
Forgery, Counterfeit (35-43-5-2)	-	-	2	3
Fraud (35-43-5-4)	1	1	9	25
Fraudulent Ballot (3-14-2-1)	-	-	-	1
Habitual Offender Substance Abuse (35-50-2-10)	-	-	-	1
Home Improvement Fraud/Enhanced (35-43-6-13)	-	-	-	1
Identity Deception (35-43-5-3.5)	1	-	5	5
Impersonation of a Public Servant (35-44-2-3)	-	1	-	3
Intimidation (35-45-2-1)	1	11	6	57
Invasion of Privacy (35-46-1-15.1)	-	1	1	25
Maintaining a Common Nuisance (35-48-4-13)	3	-	21	30
Money Laundering (35-45-15-5)	-	1	-	3
Neglect of a Dependent (35-46-1-4)	2	-	14	10
Non-Support of a Child (35-46-1-5)	-	2	5	26
Obstruction of Justice (35-44-3-4)	-	-	1	5
Operating Vehicle Intox-Prior (9-30-5-3)	4	31	66	195
Operating Vehicle Intoxicated-Contrl'd Sub (9-30-5-1)	1	4	2	20
Operating Vehicle Intoxicated-Endanger (9-30-5-2)	4	11	17	72
Operating Vehicle Intoxicated-Serious Injury (9-30-5-4)	-	-	5	7
Pointing a Firearm (35-47-4-3)	-	-	-	5
Poss. of Marijuana, Hash Oil, or Hashish (35-48-4-11)	2	18	10	153
Possession - Syringe/Needle (16-42-19-18)	2	2	10	14
Possession of Cocaine or Narcotic Drug (35-48-4-6)	4	17	29	117
Possession of Controlled Substance (35-48-4-7)	10	24	72	182
Possession of Methamphetamine (35-48-4-6.1)	4	8	47	80
Possession of Paraphernalia (35-48-4-8.3)	1	3	10	19
Possession of Precursors (35-48-4-14.5)	1	7	8	28
Possession/Use of Legend Drug (16-42-19-13)	1	1	4	7
Prescription Fraud (35-43-5-1)	-	-	-	1
Prostitution (35-45-4-2)	4	-	19	-
Public Indecency (35-45-4-1)	-	1	-	6
Residential Entry (35-43-2-1.5)	3	9	15	72
Resisting Law Enforcement (35-44-3-3)	3	12	6	78
Sale of Legend Drug (16-42-19-11)	-	-	-	2
Sex Offender Residency Restrictions (35-42-4-11)	-	-	-	1
Sexual Battery (35-42-4-8)	-	6	-	28
Sexual Conduct in Presence of a Minor (35-42-4-5c)	-	-	-	1
Sexual Misconduct (35-44-1-5)	-	-	-	1
Sexual Misconduct with a Minor (35-42-4-9)	-	1	-	9
Stalking (35-45-10-5)	-	-	-	3
Strangulation (35-42-2-9)	-	2	-	45
Synthetic ID Deception (35-43-5-3.8)	-	-	-	1
Theft, Receiving Stolen Property (35-43-4-2)	35	124	268	772
Vicarious Sexual Gratification (35-42-4-5)	-	-	-	2
Violation-1935 Firearms (35-47-5-4.1)	-	-	-	1
Voyeurism (35-45-4-5)	-	1	-	7
Welfare Fraud (35-43-5-7)	-	-	1	-
<b>D Felony Total</b>	<b>98</b>	<b>411</b>	<b>756</b>	<b>2835</b>

	Jun-13		This Calendar Year	
	SEX		SEX	
	F	M	F	M
<b>Grand Total</b>	<b>171</b>	<b>884</b>	<b>1309</b>	<b>6141</b>

Note: Offense data may not be available for all offenders at the time this table was prepared.

Only new commitments and probation violations are reported on this table.

Parole and Community Transition Program violators are excluded on this table.

Source: SAS - all.citations\_mso.pgm

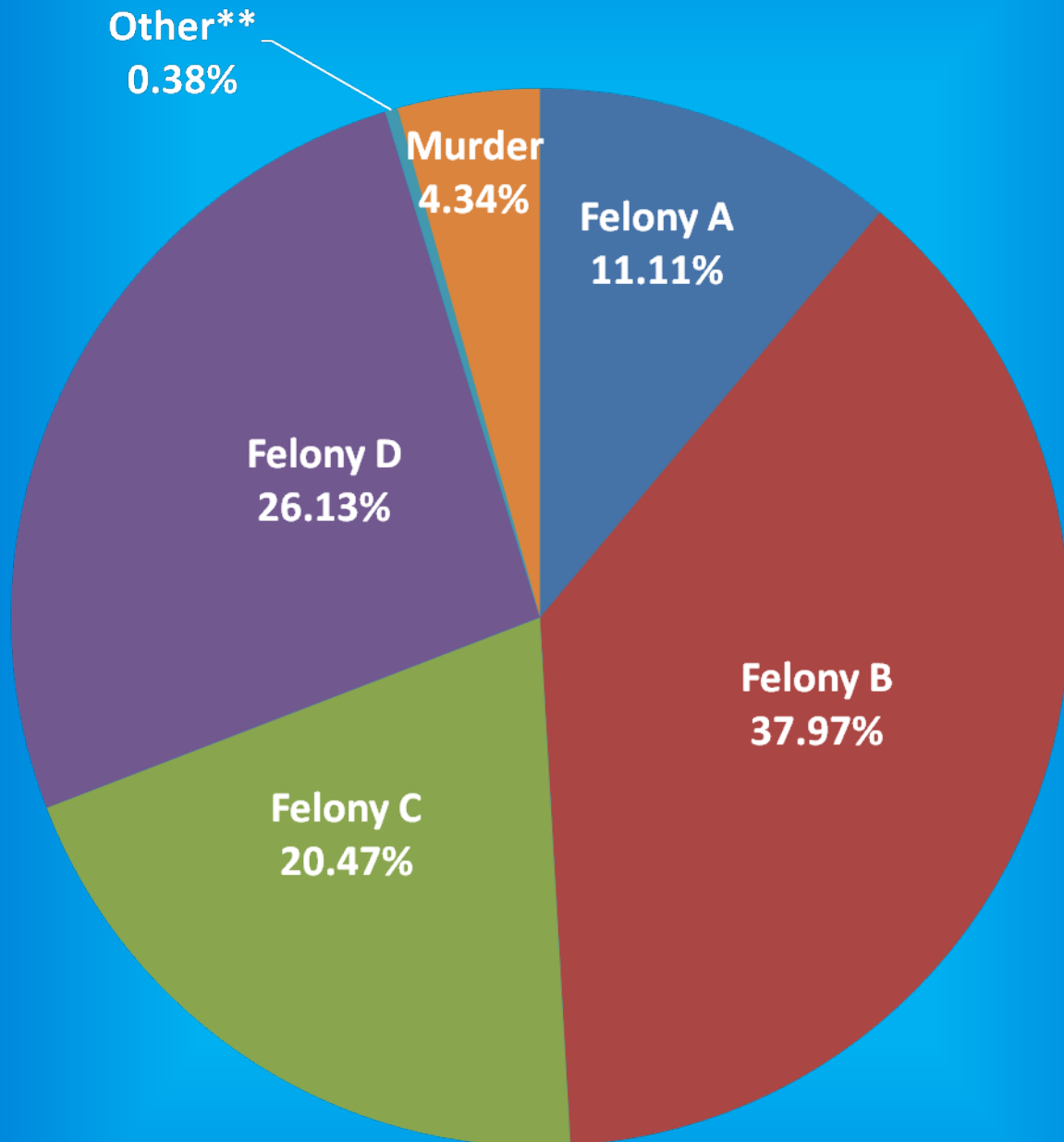
# Indiana Department of Correction

## Graph A

Female Population by Most Serious Offense Felony Level\*

July 1, 2013

N = 2,585



•(Includes Offenders Held in County Jails and Contracted Beds)

\*\* Other includes Safekeepers, Predispositions, Habitual Offenders, Misdemeanants, and Unknowns



# Indiana Department of Correction

## Graph B

### Average Daily Adult Female Offender Populations

Fiscal Year 2013



Includes County Jail/Contract Beds

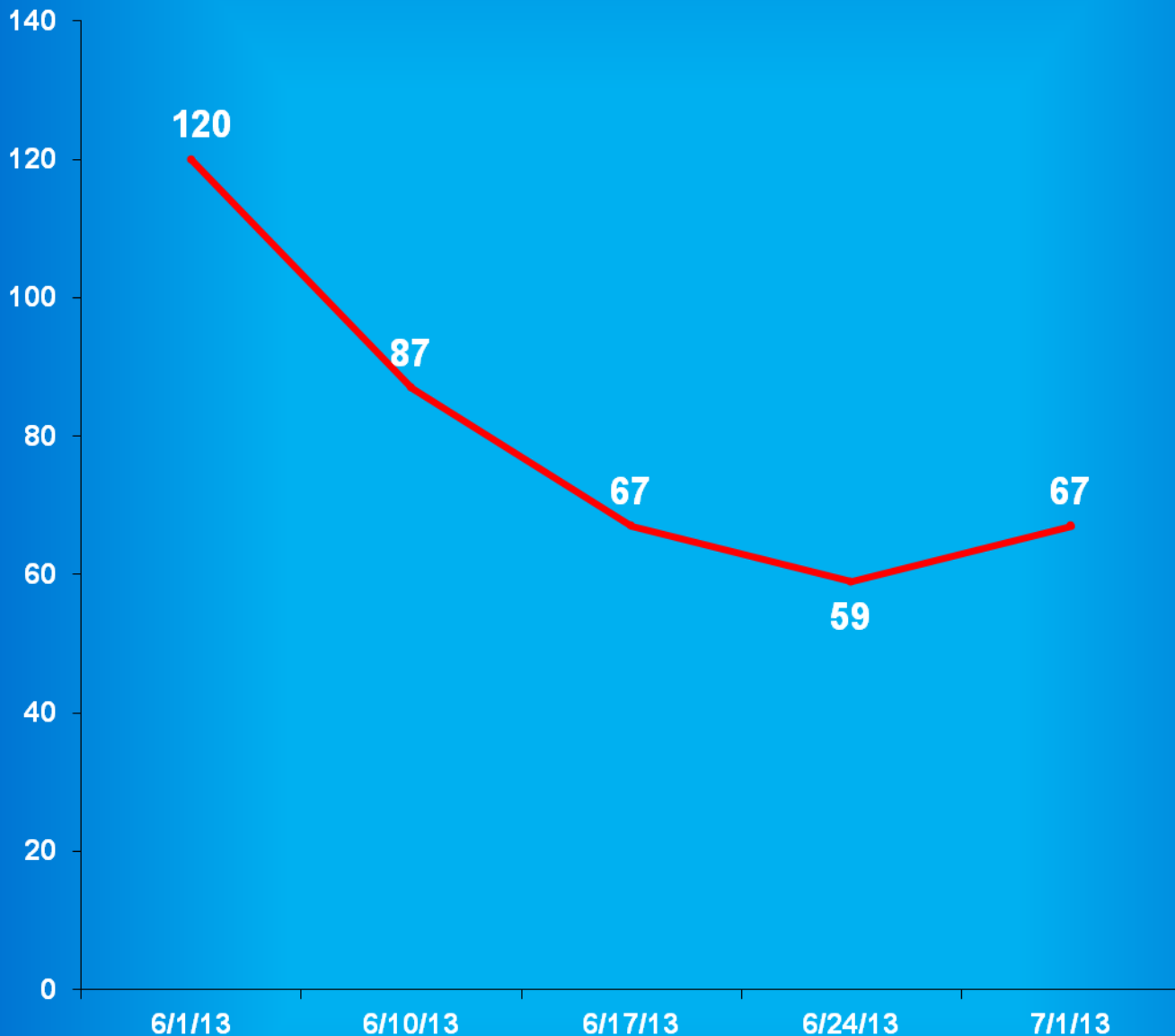
Excludes County Jail/Contract Beds

# Indiana Department of Correction

## Graph C

### Adult Females Held in County Jails

June 2013



- Offenders held in county jails are newly sentenced offenders with completed court documents who are awaiting transfer to a DOC facility.

- Jail counts are a dynamic number that are affected by a variety of factors, including; sentencing trends, available DOC beds, and intake process completion.

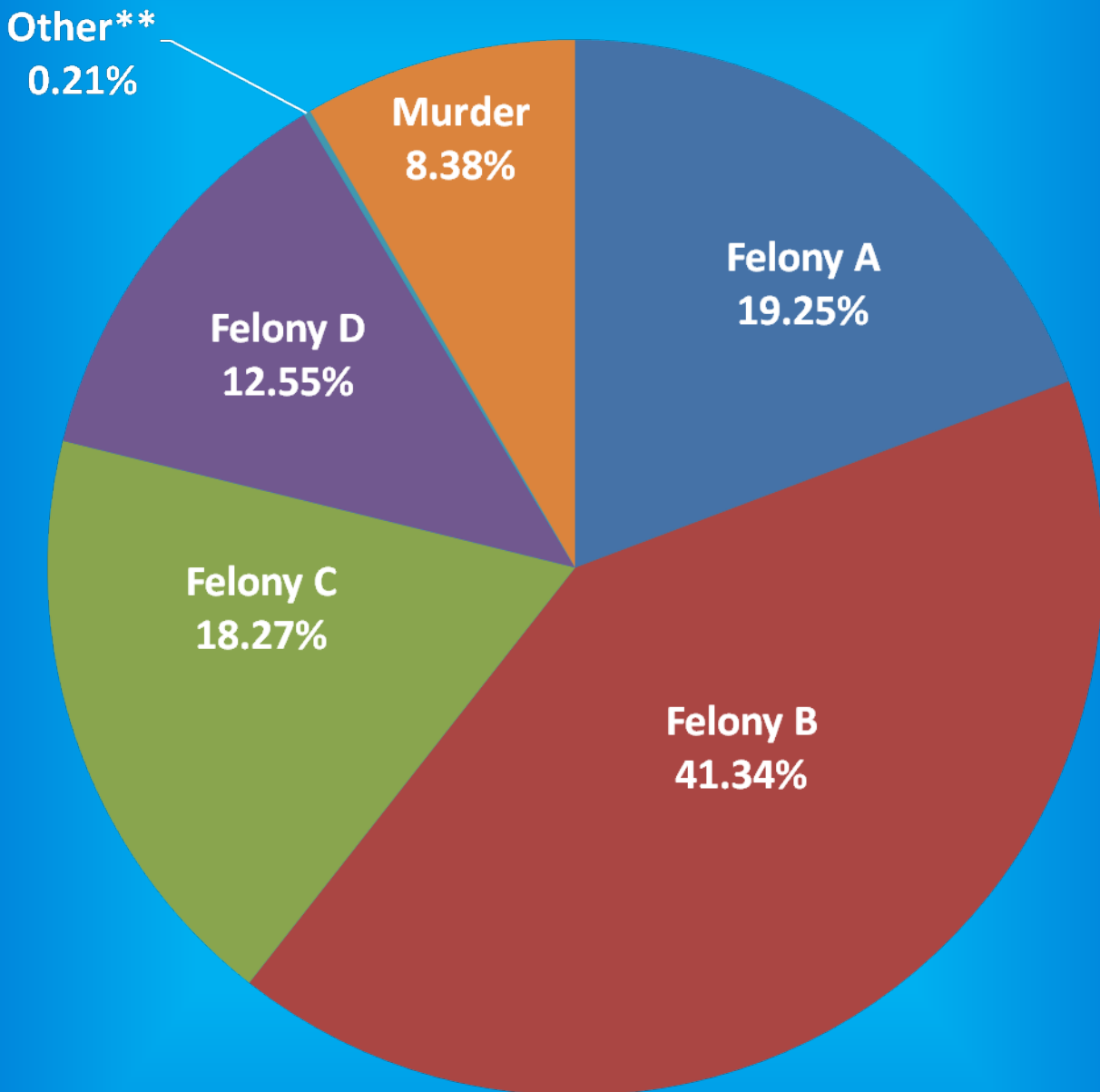
# Indiana Department of Correction

## Graph D

Male Population by Most Serious Offense Felony Level\*

July 1, 2013

N = 26,019



•(Includes Offenders Held in County Jails and Contracted Beds)

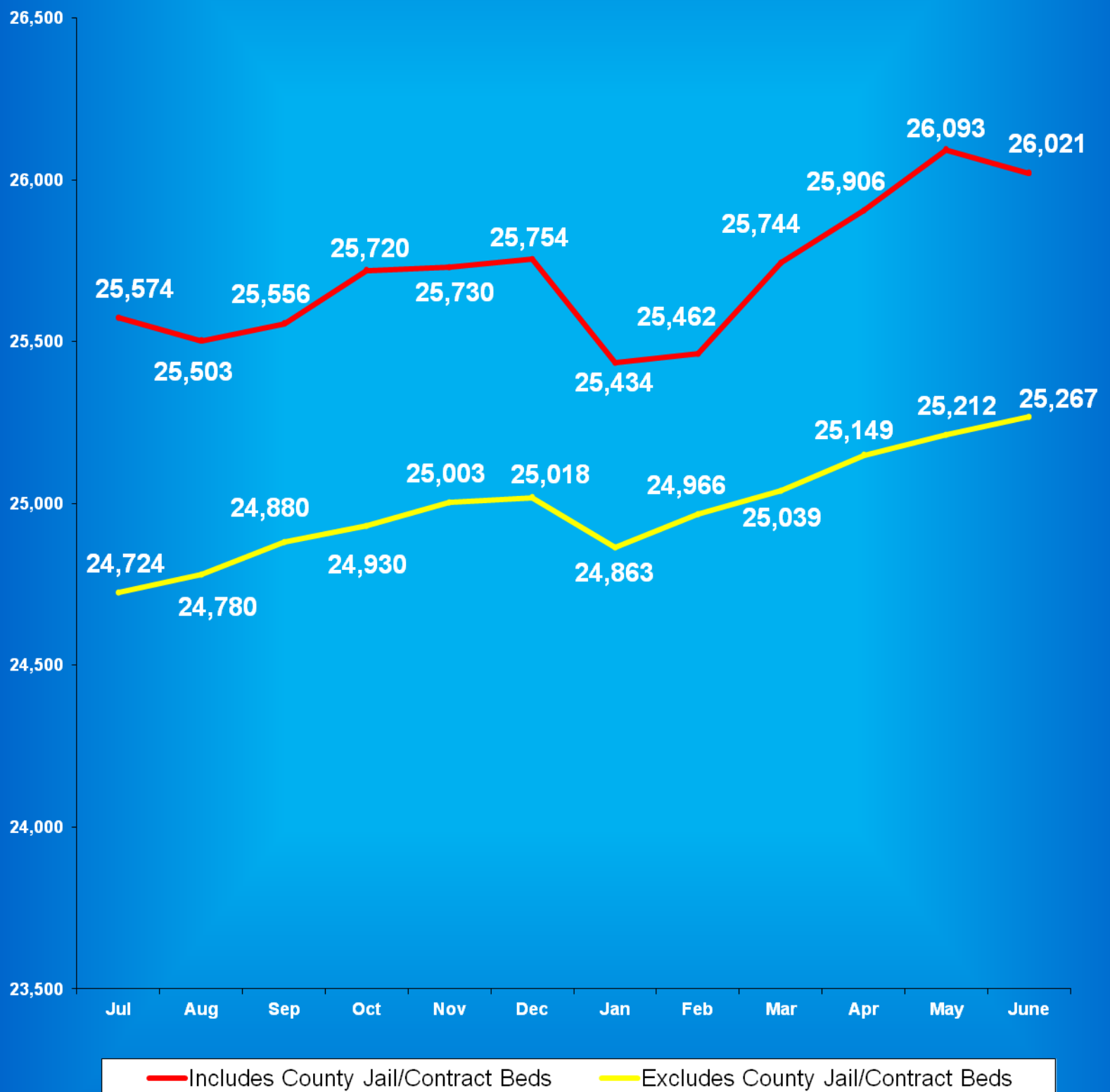
\*\* Other includes Safekeepers, Predispositions, Habitual Offenders, Misdemeanants, and Unknowns

# Indiana Department of Correction

## Graph E

### Average Daily Adult Male Offender Populations

Fiscal Year 2013

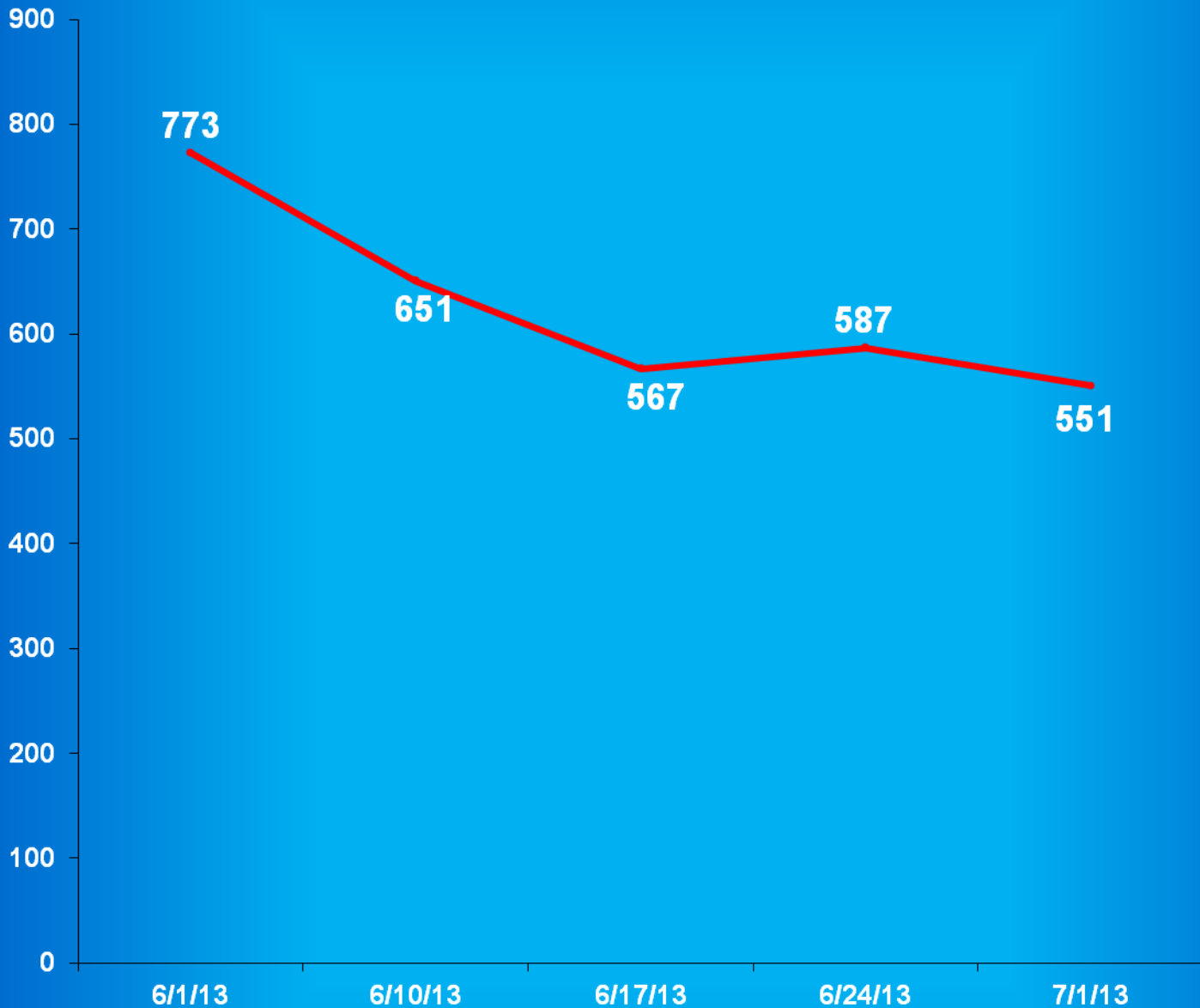


# Indiana Department of Correction

Graph F

## Adult Males Held in County Jails

June 2013



- Offenders held in county jails are newly sentenced offenders with completed court documents who are awaiting transfer to a DOC facility.

- Jail counts are a dynamic number that are affected by a variety of factors, including; sentencing trends, available DOC beds, and intake process completion.



# Juvenile Offender Statistics



**Indiana Department Of Correction**  
**Table 13**  
**Monthly Facility Admissions and Releases**  
**Juvenile Offenders**  
**June 2013**

**Admissions of All Juvenile Males**

<b>New Commitment</b>	<b>Re- Commitment</b>	<b>Parolee Technical Return</b>	<b>Return From Escape</b>	<b>Diagnostics/ Walk-Thrus</b>
33	12	3	0	6

**Releases of All Juvenile Males**

<b>Discharge</b>	<b>Parole</b>	<b>Escape</b>	<b>Diagnostics/ Walk-Thrus</b>
34	24	0	7

**Admissions of All Juvenile Females**

<b>New Commitment</b>	<b>Re- Commitment</b>	<b>Parolee Technical Return</b>	<b>Return From Escape</b>	<b>Diagnostics/ Walk-Thrus</b>
11	2	0	0	1

**Releases of All Juvenile Females**

<b>Discharge</b>	<b>Parole</b>	<b>Escape</b>	<b>Diagnostics/ Walk-Thrus</b>
13	2	0	1

Sources:

SAS - mnthadm4\_pgm\_tbl13.pgm

SAS - mnthext4\_pgm\_tbl13.pgm

**Indiana Department of Correction**

**Table 14**

**New Admissions by County of Commitment - Juveniles**

**June 2013**

Admission Type				Admission Type			
County	New Commits	Re Commits	Total	County	New Commits	Re Commits	Total
Adams	0	0	0	Madison	0	0	0
Allen	1	2	3	Marion	4	0	4
Bartholomew	0	0	0	Marshall	0	0	0
Benton	1	0	1	Martin	0	0	0
Blackford	1	0	1	Miami	1	0	1
Boone	0	0	0	Monroe	0	0	0
Brown	0	0	0	Montgomery	1	0	1
Carroll	0	1	1	Morgan	1	1	2
Cass	0	0	0	Newton	0	0	0
Clark	2	0	2	Noble	1	0	1
Clay	0	0	0	Ohio	0	0	0
Clinton	0	1	1	Orange	0	0	0
Crawford	0	0	0	Owen	0	0	0
Daviess	0	0	0	Parke	0	0	0
Dearborn	0	0	0	Perry	0	0	0
Decatur	0	0	0	Pike	0	0	0
DeKalb	1	0	1	Porter	0	1	1
Delaware	2	0	2	Posey	1	0	1
Dubois	0	0	0	Pulaski	0	0	0
Elkhart	1	1	2	Putnam	0	0	0
Fayette	0	0	0	Randolph	0	0	0
Floyd	0	0	0	Ripley	0	0	0
Fountain	0	0	0	Rush	0	0	0
Franklin	0	0	0	St. Joseph	3	1	4
Fulton	0	0	0	Scott	2	0	2
Gibson	0	0	0	Shelby	0	0	0
Grant	0	0	0	Spencer	0	0	0
Greene	1	0	1	Starke	0	0	0
Hamilton	0	0	0	Steuben	0	0	0
Hancock	0	0	0	Sullivan	0	0	0
Harrison	0	0	0	Switzerland	0	0	0
Hendricks	0	1	1	Tippecanoe	0	0	0
Henry	0	0	0	Tipton	0	0	0
Howard	0	0	0	Union	0	0	0
Huntington	3	0	3	Vanderburgh	1	3	4
Jackson	0	0	0	Vermillion	0	0	0
Jasper	0	0	0	Vigo	1	0	1
Jay	1	0	1	Wabash	3	0	3
Jefferson	0	0	0	Warren	0	0	0
Jennings	0	0	0	Warrick	0	0	0
Johnson	1	0	1	Washington	0	1	1
Knox	0	0	0	Wayne	0	0	0
Kosciusko	0	0	0	Wells	2	0	2
LaGrange	0	0	0	White	0	0	0
Lake	7	0	7	Whitley	0	0	0
LaPorte	1	1	2	Unknown	0	0	0
Lawrence	0	0	0	<b>Total</b>	<b>44</b>	<b>14</b>	<b>58</b>

This data is based on most serious offense and excludes parole violations.

Source: Mnthadm4\_pgm\_tbl14.pgm



**Indiana Department of Correction**

**Table 15**

**Monthly Releases by County of Commitment - Juveniles**

**June 2013**

Release Type				Release Type			
County	Discharge	Parole	total	County	Discharge	Parole	Total
Adams	1	0	1	Madison	0	1	1
Allen	2	2	4	Marion	7	0	7
Bartholomew	0	0	0	Marshall	1	1	2
Benton	0	0	0	Martin	0	0	0
Blackford	1	0	1	Miami	0	0	0
Boone	0	0	0	Monroe	0	0	0
Brown	0	0	0	Montgomery	0	0	0
Carroll	0	0	0	Morgan	0	0	0
Cass	0	1	1	Newton	0	0	0
Clark	0	0	0	Noble	1	2	3
Clay	0	0	0	Ohio	0	0	0
Clinton	1	0	1	Orange	0	0	0
Crawford	0	0	0	Owen	0	0	0
Daviess	0	0	0	Parke	0	0	0
Dearborn	1	0	1	Perry	0	0	0
Decatur	0	1	1	Pike	0	0	0
DeKalb	0	0	0	Porter	0	0	0
Delaware	1	0	1	Posey	0	0	0
Dubois	0	1	1	Pulaski	0	0	0
Elkhart	2	1	3	Putnam	0	0	0
Fayette	0	0	0	Randolph	0	0	0
Floyd	0	0	0	Ripley	0	0	0
Fountain	0	0	0	Rush	0	0	0
Franklin	0	0	0	St. Joseph	2	0	2
Fulton	1	0	1	Scott	0	0	0
Gibson	0	0	0	Shelby	0	0	0
Grant	1	0	1	Spencer	0	0	0
Greene	0	0	0	Starke	0	0	0
Hamilton	0	0	0	Steuben	1	0	1
Hancock	0	0	0	Sullivan	0	0	0
Harrison	0	0	0	Switzerland	0	0	0
Hendricks	4	0	4	Tippecanoe	2	1	3
Henry	0	1	1	Tipton	0	0	0
Howard	2	1	3	Union	0	0	0
Huntington	1	1	2	Vanderburgh	0	4	4
Jackson	0	0	0	Vermillion	0	0	0
Jasper	0	1	1	Vigo	0	0	0
Jay	0	0	0	Wabash	0	0	0
Jefferson	0	0	0	Warren	0	1	1
Jennings	0	0	0	Warrick	0	0	0
Johnson	0	0	0	Washington	0	0	0
Knox	0	0	0	Wayne	3	1	4
Kosciusko	1	2	3	Wells	1	1	2
LaGrange	0	0	0	White	0	0	0
Lake	8	1	9	Whitley	1	0	1
LaPorte	0	1	1	Unknown	0	0	0
Lawrence	1	0	1	<b>Total</b>	<b>47</b>	<b>26</b>	<b>73</b>

Some discharges may be releases to County Probation - data is unable to be separated.

Diagnostics and Escapes are excluded.

Source: Mnthext4\_pgm\_tbl15.pgm

**Indiana Department of Correction**  
**Table 16**  
**Total Number of Committing Offenses for Juveniles**  
**Committed to the Indiana Department of Correction**

**June 2013**

OFFENSE (Citation Code)	THE NUMBER OF OFFENSES			
	This Month		This Calendar Year	
LEVEL I	Female	Male	Female	Male
Aggravated Battery (35-42-2-1.5)	0	1	0	1
Arson (35-43-1-1)	0	0	0	2
Battery (35-42-2-1)	1	3	4	15
Battery by Bodily Waste (35-42-2-6)	0	0	1	1
Burglary (35-43-2-1)	0	0	0	0
Carjacking (35-42-5-2)	0	0	0	0
Carrying Handgun w/o License (35-47-2-1)	0	1	0	15
Changing, Altering, Removing, Obliterating ID of Handgun (35-47-2-18)	0	0	0	0
Child Exploitation (35-42-4-4)	0	0	0	0
Child in Possession of Handgun (35-47-10-5)	0	1	0	10
Child Molesting (35-42-4-3)	0	3	0	18
Child Seduction (35-42-4-7)	0	0	0	0
Child Selling (35-46-1-4)	0	0	0	0
Child Solicitation (35-42-4-6)	0	0	0	0
Consumer Product Tampering (35-45-8-3)	0	0	0	0
Criminal Confinement (35-42-3-3)	0	0	0	0
Criminal Gang Intimidation (35-45-9-4)	0	0	0	0
Criminal Deviate Conduct (35-42-4-2)	0	0	0	2
Criminal Recklessness (35-42-2-2)	0	1	1	5
Dealing in a Sawed-Off Shotgun (35-47-5-4.1)	0	0	0	0
Distribution of a Destructive Device (IC 35-47.5-5-5)	0	0	0	0
Domestic Battery (35-42-2-1.3)	0	0	0	0
Driving While Intoxicated Resulting in Death (9-30-5-5)	0	0	0	0
False, Altering Handgun License (35-47-2-22)	0	0	0	0
False Application for Handgun (35-47-2-8)	0	0	0	0
Feticide (35-42-1-6)	0	0	0	0
Handgun, False ID (35-47-2-17)	0	0	0	0
Incest (35-46-1-3)	0	0	0	0
Interference with Custody (35-42-3-4)	0	0	0	0
Intimidation (35-45-2-1)	0	0	0	3
Involuntary Manslaughter (35-42-1-4)	0	0	0	0
Kidnapping (35-42-3-2)	0	0	0	0
Murder (35-42-1-1)	0	0	0	0
Neglect of a Dependent (35-46-1-4)	0	0	1	0
Operation of a Machine Gun/Hurling a Bomb (35-47-5-9)	0	0	0	0
Overpass Mischief (35-42-2-5)	0	0	0	0
Pointing a Firearm (35-47-4-3)	0	0	0	0
Possession of Firearm on School Property (35-47-9-2)	0	0	0	0
Possession of a Machine Gun or Bomb (35-47-5-9)	0	0	0	0
Rape (35-42-4-1)	0	0	0	1
Reckless Homicide (35-42-1-5)	0	0	0	1
Resisting Law Enforcement (35-44-3-3)	0	0	0	0
Robbery (35-42-5-1)	0	1	0	21

**LEVEL I (Cont.)**

	<b>THE NUMBER OF OFFENSES</b>			
	<b>This Month</b>		<b>This Calendar Year</b>	
	<b>Female</b>	<b>Male</b>	<b>Female</b>	<b>Male</b>
Sell, Manufacture, Possess, Purchase Explosive (35-47-5-1)	0	0	0	0
Sell, Transfer, HIV Blood (35-42-1-7)	0	0	0	0
Selling, Transferring, Giving Handgun to Under 18 (35-47-2-7)	0	0	0	0
Sexual Battery (35-42-4-8)	0	0	0	6
Sexual Misconduct (35-44-1-5)	0	0	0	0
Sexual Misconduct with a Minor (35-42-4-9)	0	0	0	0
Stalking (35-45-10-5)	0	0	0	0
Strangulation (35-42-2-9)	0	0	0	0
Unlawful Delivery of Confiscated Firearm (35-47-3-4)	0	0	0	0
Unlawful Use of Body Armor (35-47-5-13)	0	0	0	0
Unlawful Use of Stun Gun (35-47-8-5)	0	0	0	0
Vicarious Sexual Gratification (35-42-4-5)	0	0	0	0
Voluntary Manslaughter (35-42-1-3)	0	0	0	0
<b>Sub-Total</b>	<b>1</b>	<b>11</b>	<b>7</b>	<b>101</b>

**LEVEL II**

Assisting a Criminal (35-44-3-2)	0	0	0	1
Chinese Throwing Star (35-47-5-12)	0	0	0	0
Criminal Gang Activity (35-45-9-3)	0	0	0	2
Criminal Recklessness (35-42-2-2)	0	0	0	0
Dealing Anabolic Steroid (16-42-19-27)	0	0	0	0
Dealing in a Schedule I, II, or III Controlled Substance (35-48-4-2)	0	0	2	3
Dealing in a Schedule IV Controlled Substance (35-48-4-3)	0	0	0	0
Dealing in a Schedule V Controlled Substance (35-48-4-4)	0	0	0	0
Dealing in a Substance Represented to be a Controlled Substance (35-48-4-4.5)	0	0	0	2
Dealing in Cocaine or Narcotic Drug (35-48-4-1)	0	0	0	0
Dealing in Marijuana, Hash Oil, or Hashish (35-48-4-10)	0	0	0	0
Dealing Methamphetamine (35-48-4-1.1)	0	0	1	2
Delivery of Weapon to Intoxicated Person (35-47-4-1)	0	0	0	0
Escape/Failure to Return to Lawful Detention (35-44-3-5)	2	2	3	4
Interference with Custody (35-42-3-4)	0	0	0	0
Intimidation (35-45-2-1)	0	8	1	21
Knife with Automatic Blade (35-47-5-2)	0	1	0	2
Loan Sharking (35-45-7-2)	0	0	0	0
Maintaining a Common Nuisance (35-48-4-13)	0	0	1	0
Manufacture, Distribution, Possession of a Substance Represented to be a Controlled Substance (35-48-4-4.6)	0	0	0	0
Neglect of a Dependent (35-46-1-4)	0	0	0	0
Possession of a Controlled Substance (35-48-4-7)	1	2	1	16
Possession of a Knife on School Property (35-47-5-2.5)	0	1	0	6
Poss precursors w/intent to manufacture etc. (35-48-4-14.5)	0	0	0	0
Promoting Prostitution (35-45-4-4)	0	0	0	0
Purchase, Possession or Sale of Stun Gun (35-47-8-5)	0	0	0	0
Resisting Law Enforcement (35-44-3-3)	0	1	1	7
Rioting with a Deadly Weapon (35-45-1-2)	0	0	0	0
Sale, Possession, Use of Legend Drug (16-42-19-27)	0	0	0	0
Sexual Misconduct with a Minor (35-42-4-9)	0	0	0	0
Stalking (35-45-10-5)	0	0	0	0
Trafficking with an Inmate (35-44-3-9)	0	0	0	0
Use of Stun Gun in Commission of a Crime (35-47-8-5)	0	0	0	0
<b>Sub-Total</b>	<b>3</b>	<b>15</b>	<b>10</b>	<b>66</b>

LEVEL III	THE NUMBER OF OFFENSES			
	This Month		This Calendar Year	
	Female	Male	Female	Male
Accident/Failure to Stop (9-26-1-8)	0	0	0	0
Accident, Property Damage with Injury (9-26-1-8)	0	0	0	1
Altering or Damaging Computer (35-43-1-4)	0	0	0	0
Auto Theft, Receiving Stolen Parts (35-43-4-2.5)	0	2	2	23
Battery (35-42-2-1)	3	9	23	61
Bribery (35-44-1-1)	0	0	0	0
Burglary (35-43-2-1)	2	9	2	59
Check Deception (35-43-5-5)	0	0	0	0
Check Fraud (35-43-5-12)	0	0	0	0
Child Exploitation (35-42-4-4)	0	0	0	0
Controlled Substance Registration (35-48-4-14)	0	0	0	0
Conversion (35-43-4-3)	0	0	6	13
Criminal Mischief (35-43-1-2)	2	5	7	37
Criminal Recklessness (35-42-2-2)	0	0	0	2
Criminal Trespass (35-43-2-2)	1	4	3	25
Dealing in Altered Property (35-43-4-2.3)	0	0	0	0
Dealing in Marijuana, Hash Oil, or Hashish (35-48-4-10)	0	0	0	0
Dealing in Paraphernalia (35-48-4-8.5)	0	0	0	0
Distribution of Material Harmful to Minor (35-49-3-3)	0	0	0	0
Escape/Failure to Return to Lawful Detention (35-44-3-5)	2	2	3	19
Failure to Appear (35-44-3-6)	0	0	0	0
False Reporting (35-44-2-2)	0	1	0	1
Forgery (35-43-5-2)	0	0	0	0
Fraud (35-43-5-4)	0	0	1	1
Fraud on Financial Institution (35-45-5-8)	0	0	0	0
Home Improvement Fraud (35-43-6-13)	0	0	0	0
Identity Deception (35-43-5-3.5)	0	0	0	0
Interference with Custody (35-42-3-4)	0	0	0	0
Interference with Reporting Crime (35-42-2-5)	0	1	0	1
Invasion of Privacy (35-46-1-15.1)	0	0	0	1
Manufacture of Paraphernalia (35-48-4-8.1)	0	0	0	0
Nonsupport of Child (35-46-1-5)	0	0	0	0
Nonsupport of Spouse (35-46-1-6)	0	0	0	0
Obscene Performance (35-49-3-1)	0	0	0	0
Obstructing Fireman (35-44-3-8)	0	0	0	0
Obstructing Traffic (35-42-2-4)	0	0	0	0
Obstruction of Justice (35-44-3-4)	0	0	0	0
Operating Vehicle After Lifetime Forfeiture (9-30-10-17)	0	0	0	0
Operating Vehicle While Intoxicated (9-30-5-4)	0	0	1	0
Operating Vehicle While Intoxicated with Prior (9-30-5-3)	0	0	0	0

**LEVEL III (Cont.)****THE NUMBER OF OFFENSES**

	This Month		This Calendar Year	
	Female	Male	Female	Male
Patronizing a Prostitute (35-45-4-3)	0	0	0	0
Perjury (35-44-2-1)	0	0	0	0
Possession of Cocaine or Narcotic Drug (35-48-4-6)	0	0	0	0
Possession/Use of Legend Drug (16-42-19-13)	0	0	1	1
Possession of Marijuana, Hash Oil, or Hashish (35-48-4-11)	0	0	0	1
Possession of Methamphetamines (35-48-4-6.1)	0	0	1	2
Possession of Paraphernalia (35-48-4-8.3)	0	0	0	1
Possession of a Syringe (16-42-19-18)	0	0	0	2
Professional Gambling (35-45-5-3)	0	0	0	0
Profiting from Adoption (35-46-1-9)	0	0	0	0
Promoting Professional Gambling (35-45-5-4)	0	0	0	0
Promoting Prostitution (35-45-4-4)	0	0	0	0
Prostitution (35-45-4-2)	0	0	0	0
Public Indecency (35-45-4-1)	0	0	0	0
Public Nudity (35-45-4-1.5)	0	0	0	0
Receiving Stolen Auto Parts (35-43-4-2.5)	0	1	0	4
Receiving Stolen Property (35-43-4-2)	1	1	3	21
Residential Entry (35-43-2-1.5)	0	1	0	13
Resisting Law Enforcement (35-44-3-3)	2	11	9	48
Rioting (35-45-1-2)	0	0	0	0
Sale, Possession, Use of Legend Drug (16-42-19-27)	0	0	0	0
Selling, Distributing, Exhibiting Obscene Material (35-49-3-1)	0	0	0	0
Stalking (35-45-10-5)	0	0	0	0
Theft (35-43-4-2)	2	16	21	100
Torture or Mutilation of Animal (35-46-3-12)	0	0	0	0
Trafficking with an Inmate (35-44-3-9)	0	0	0	0
Unauthorized Possession of Prescription Form (35-48-4-14)	0	0	0	0
Voyeurism (35-45-4-5)	0	1	0	1
Welfare Fraud (35-43-5-7)	0	0	0	0
<b>Sub-Total</b>	<b>15</b>	<b>64</b>	<b>83</b>	<b>438</b>

**LEVEL IV**

Absence From Home Detention (35-38-2.5-10)	0	0	1	1
Accident/Failure to Stop (9-26-1-8)	0	0	0	1
Animal Cruelty (35-46-3-12)	0	0	0	0
Assisting a Criminal (35-44-3-2)	0	0	0	0
Check Deception (35-43-5-5)	0	0	0	0
Common Nuisance (35-48-4-13)	0	0	0	3
Computer Trespassing (35-43-2-3)	0	0	0	0
Counterfeiting a Driver's License (9-24-18-7)	0	0	0	0
Counterfeiting Auto Registration (9-18-2-42)	0	0	0	0
Curfew Violation (31-37-2-5)	0	0	0	4
Deception (35-43-5-3)	0	0	0	0
Deer w/ Illegal Device (14-22-6-1)	0	0	0	2
Deer Outside Hours (14-22-6-1)	0	0	0	1
Disorderly Conduct (35-45-1-3)	1	3	8	26
Dissemination of Material Harmful to Minor (35-49-3-3)	0	0	0	0
Driving While Intoxicated (9-11-2-3)	0	0	0	2
Driving with Suspended License (9-24-19-2)	0	0	0	0
Exploitation of Dependent/Endangered Adult (35-46-1-12)	0	0	0	0
Failure to Appear (35-44-3-6)	0	0	0	0
Failure to Disclose Recruitment (35-46-4-4)	0	0	0	0
Failure to Respond to Summons (35-44-3-6.5)	0	0	0	0
False Auto Registration (9-18-2-44)	0	0	0	0
False Informing (35-44-2-2)	0	1	2	8
Flag Desecration (35-45-1-4)	0	0	0	0

**LEVEL IV (Cont.)****THE NUMBER OF OFFENSES**

	This Month		This Calendar Year	
	Female	Male	Female	Male
Glue Sniffing (35-46-6-2)	0	0	0	0
Habitual Disobedience of Parent, Guardian, or Custodian (Incorrigible) (31-37-2-4)	0	0	2	4
Harassment (35-45-2-2)	0	0	0	1
Home Improvement Fraud (35-43-6-12)	0	0	0	0
Illegal Consumption of Alcohol (7.1-5-7-7)	0	3	4	14
Illegal Possession of Alcohol (7.1-5-7-7)	0	1	0	6
Impairment of ID Number (35-43-7-4)	0	0	0	0
Interference with Custody (35-42-3-4)	0	0	0	1
Interfering with Law Enforcement Animal (35-46-3-11)	0	0	0	0
Invasion of Privacy (35-46-1-15.1)	0	0	0	0
Leaving Home w/o Permission of Parent, Guardian or Custodian (Runaway) (31-37-2-2)	0	3	13	20
Nitrous Oxide Distribution (35-46-6-3)	0	0	0	0
Obscene Performance (35-49-3-1)	0	0	0	0
Obstructing Medical Emergency (35-44-3-8.5)	0	0	0	0
Obstructing Traffic (35-42-2-4)	0	0	0	0
Official Misconduct (35-44.1-1-1)	0	0	1	0
Operating Vehicle While Intoxicated (9-30-5-2)	0	0	0	0
Operating Vehicle While Intoxicated/Cntrld Sub (9-30-5-1)	0	0	0	0
Operating Vehicle w/o License (9-24-18-1)	1	1	3	7
Operating Vehicle w/o Proof of Financial (9-25-8-2)	0	0	0	0
Operating Vehicle w/o Registration/Plates (9-18-2-43)	0	0	0	0
Possession of Marijuana, Hash Oil, or Hashish (35-48-4-11)	1	4	5	34
Possession of Paraphernalia (35-48-4-8.3)	2	1	6	15
Possession of Substance Represented to be a Controlled Substance (35-48-4-4.6)	0	0	0	0
Possession, Purchase, Accepting Tobacco (35-46-1-10.5)	0	0	1	0
Probation Violation	6	31	15	232
Public Intoxication (7.1-5-1-3)	0	1	1	4
Receiving Unidentified Property (35-43-7-5)	0	0	0	0
Reckless Driving (9-21-8-52)	0	0	0	1
Refusal to Aid Officer (35-44-3-7)	0	0	0	0
Refusal to Identify Self (34-28-5-3.5)	0	0	0	0
Selling, Distributing, Exhibiting Obscene Material (35-49-3-1)	0	0	0	0
Taking Deer/Turkey (14-22-6-1)	0	0	0	1
Tattooing a Minor (35-42-2-7)	0	0	0	0
Torture, Kill, Mutilate an Animal (35-46-3-12)	0	0	0	0
Unauthorized Possession of Prescription (35-48-4-14)	0	0	0	0
Unlawful Entry of Motor Vehicle (35-43-4-2.7)	1	0	1	9
Unlawful Gambling (35-45-5-2)	0	0	0	0
Unlawful Use of Railroad Right of Way (8-3-15-3)	0	0	0	0
Vending Machine Vandalism (35-43-4-7)	0	0	0	0
Violation of Compulsory School Attendance Law (Truancy) (31-37-2-3)	0	2	5	11
Violation Home Detention	0	0	0	1
Violation Suspended Commitment to DOC	0	2	0	16
Voyeurism (35-45-4-5)	0	0	0	0
Welfare Fraud (35-45-5-7)	0	0	0	0
<b>Sub-Total</b>	<b>12</b>	<b>53</b>	<b>68</b>	<b>425</b>
<b>GRAND TOTAL NUMBER OF OFFENSES</b>	<b>31</b>	<b>143</b>	<b>168</b>	<b>1,030</b>

Source: SAS - mnthadm4\_by\_offense.pgm

**Indiana Department of Correction**  
**Table 17**  
**Number of Juvenile Offenders by Most Serious Offense**  
**Committed to the Indiana Department of Correction**

**June 2013**

<b>MOST SERIOUS OFFENSE (Citation Code)</b>	<b>THE NUMBER OF JUVENILES</b>			
	<b>This Month</b>		<b>This Calendar Year</b>	
<b>LEVEL I</b>	<b>Female</b>	<b>Male</b>	<b>Female</b>	<b>Male</b>
Aggravated Battery (35-42-2-1.5)	0	1	0	1
Arson (35-43-1-1)	0	0	0	2
Battery (35-42-2-1)	1	3	3	13
Battery by Bodily Waste (35-42-2-6)	0	0	1	1
Burglary (35-43-2-1)	0	0	0	0
Carjacking (35-42-5-2)	0	0	0	0
Carrying Handgun w/o License (35-47-2-1)	0	1	0	11
Changing, Altering, Removing, Obliterating ID of Handgun (35-47-2-18)	0	0	0	0
Child Exploitation (35-42-4-4)	0	0	0	1
Child in Possession of Handgun (35-47-10-5)	0	0	0	5
Child Molesting (35-42-4-3)	0	2	0	15
Child Seduction (35-42-4-7)	0	0	0	0
Child Selling (35-46-1-4)	0	0	0	0
Child Solicitation (35-42-4-6)	0	0	0	0
Consumer Product Tampering (35-45-8-3)	0	0	0	0
Criminal Confinement (35-42-3-3)	0	0	0	0
Criminal Gang Intimidation (35-45-9-4)	0	0	0	0
Criminal Deviate Conduct (35-42-4-2)	0	0	0	1
Criminal Recklessness (35-42-2-2)	0	1	1	4
Dealing in a Sawed-Off Shotgun (35-47-5-4.1)	0	0	0	0
Distribution of a Destructive Device (IC 35-47.5-5-5)	0	0	0	0
Domestic Battery (35-42-2-1.3)	0	0	0	0
Driving While Intoxicated Resulting in Death (9-30-5-5)	0	0	0	0
False, Altering Handgun License (35-47-2-22)	0	0	0	0
False Application for Handgun (35-47-2-8)	0	0	0	0
Feticide (35-42-1-6)	0	0	0	0
Handgun, False Information (35-47-2-17)	0	0	0	0
Incest (35-46-1-3)	0	0	0	0
Interference with Custody (35-42-3-4)	0	0	0	0
Intimidation (35-45-2-1)	0	0	0	3
Involuntary Manslaughter (35-42-1-4)	0	0	0	0
Kidnapping (35-42-3-2)	0	0	0	0
Murder (35-42-1-1)	0	0	0	0
Neglect of a Dependent (35-46-1-4)	0	0	1	0
Operation of a Machine Gun/Hurling a Bomb (35-47-5-9)	0	0	0	0
Overpass Mischief (35-42-2-5)	0	0	0	0
Pointing a Firearm (35-47-4-3)	0	0	0	0
Possession of Firearm on School Property (35-47-9-2)	0	0	0	0
Possession of a Machine Gun or Bomb (35-47-5-9)	0	0	0	0
Rape (35-42-4-1)	0	0	0	1
Reckless Homicide (35-42-1-5)	0	0	0	1
Resisting Law Enforcement (35-44-3-3)	0	0	0	0
Robbery (35-42-5-1)	0	1	0	21

**LEVEL I (Cont.)****THE NUMBER OF JUVENILES**

	This Month		This Calendar Year	
	Female	Male	Female	Male
Sell, Manufacture, Possess, Purchase Explosive (35-47-5-1)	0	0	0	0
Sell, Transfer, HIV Blood (35-42-1-7)	0	0	0	0
Selling, Transferring, Giving Handgun to Under 18 (35-47-2-7)	0	0	0	0
Sexual Battery (35-42-4-8)	0	0	0	5
Sexual Misconduct (35-44-1-5)	0	0	0	0
Sexual Misconduct with a Minor (35-42-4-9)	0	0	0	0
Stalking (35-45-10-5)	0	0	0	0
Strangulation (35-42-2-9)	0	0	0	0
Unlawful Delivery of Confiscated Firearm (35-47-3-4)	0	0	0	0
Unlawful Use of Body Armor (35-47-5-13)	0	0	0	0
Unlawful Use of Stun Gun (35-47-8-5)	0	0	0	0
Vicarious Sexual Gratification (35-42-4-5)	0	0	0	0
Voluntary Manslaughter (35-42-1-3)	0	0	0	0
<b>Sub-Total</b>	<b>1</b>	<b>9</b>	<b>6</b>	<b>85</b>

**LEVEL II**

Assisting a Criminal (35-44-3-2)	0	0	0	1
Chinese Throwing Star (35-47-5-12)	0	0	0	0
Criminal Gang Activity (35-45-9-3)	0	0	0	2
Criminal Recklessness (35-42-2-2)	0	0	0	0
Dealing Anabolic Steroid (16-42-19-27)	0	0	0	0
Dealing in a Schedule I, II, or III Controlled Substance (35-48-4-2)	0	0	2	3
Dealing in a Schedule IV Controlled Substance (35-48-4-3)	0	0	0	0
Dealing in a Schedule V Controlled Substance (35-48-4-4)	0	0	0	0
Dealing in a Substance Represented to be a Controlled Substance (35-48-4-4.5)	0	0	0	2
Dealing in Cocaine or Narcotic Drug (35-48-4-1)	0	0	0	0
Dealing in Marijuana, Hash Oil, or Hashish (35-48-4-10)	0	0	0	0
Dealing Methamphetamine (35-48-4-1.1)	0	0	1	2
Delivery of Weapon to Intoxicated Person (35-47-4-1)	0	0	0	0
Escape/Failure to Return to Lawful Detention (35-44-3-5)	1	1	2	3
Interference with Custody (35-42-3-4)	0	0	0	0
Intimidation (35-45-2-1)	0	4	1	14
Knife with Automatic Blade (35-47-5-2)	0	0	0	1
Loan Sharking (35-45-7-2)	0	0	0	0
Maintaining a Common Nuisance (35-48-4-13)	0	0	1	0
Manufacture, Distribution, Possession of a Substance Represented to be a Controlled Substance (35-48-4-4.6)	0	0	0	0
Neglect of a Dependent (35-46-1-4)	0	0	0	0
Possession of a Controlled Substance (35-48-4-7)	1	2	1	14
Possession of a Knife on School Property (35-47-5-2.5)	0	1	0	4
Poss precursors w/intent to manufacture etc. (35-48-4-14.5)	0	0	0	0
Promoting Prostitution (35-45-4-4)	0	0	0	0
Purchase, Possession or Sale of Stun Gun (35-47-8-5)	0	0	0	0
Resisting Law Enforcement (35-44-3-3)	0	1	0	6
Rioting with a Deadly Weapon (35-45-1-2)	0	0	0	0
Sale, Possession, Use of Legend Drug (16-42-19-27)	0	0	0	0
Sexual Misconduct with a Minor (35-42-4-9)	0	0	0	0
Stalking (35-45-10-5)	0	0	0	0
Trafficking with an Inmate (35-44-3-9)	0	0	0	0
Use of Stun Gun in Commission of a Crime (35-47-8-5)	0	0	0	0
<b>Sub-Total</b>	<b>2</b>	<b>9</b>	<b>8</b>	<b>52</b>



LEVEL III	THE NUMBER OF JUVENILES			
	This Month		This Calendar Year	
	Female	Male	Female	Male
Accident/Failure to Stop (9-26-1-8)	0	0	0	0
Accident, Property Damage with Injury (9-26-1-8)	0	0	0	0
Altering or Damaging Computer (35-43-1-4)	0	0	0	0
Auto Theft, Receiving Stolen Parts (35-43-4-2.5)	0	2	2	11
Battery (35-42-2-1)	1	5	17	29
Bribery (35-44-1-1)	0	0	0	0
Burglary (35-43-2-1)	2	5	2	47
Check Deception (35-43-5-5)	0	0	0	0
Check Fraud (35-43-5-12)	0	0	0	0
Child Exploitation (35-42-4-4)	0	0	0	0
Controlled Substance Registration (35-48-4-14)	0	0	0	0
Conversion (35-43-4-3)	0	0	5	6
Criminal Mischief (35-43-1-2)	2	0	2	8
Criminal Recklessness (35-42-2-2)	0	0	0	1
Criminal Trespass (35-43-2-2)	0	4	2	8
Dealing in Altered Property (35-43-4-2.3)	0	0	0	0
Dealing in Marijuana, Hash Oil, or Hashish (35-48-4-10)	0	0	0	0
Dealing in Paraphernalia (35-48-4-8.5)	0	0	0	0
Distribution of Material Harmful to Minor (35-49-3-3)	0	0	0	0
Escape/Failure to Return to Lawful Detention (35-44-3-5)	1	0	2	10
Failure to Appear (35-44-3-6)	0	0	0	0
False Reporting (35-44-2-2)	0	0	0	0
Forgery (35-43-5-2)	0	0	0	0
Fraud (35-43-5-4)	0	0	1	0
Fraud on Financial Institution (35-45-5-8)	0	0	0	0
Home Improvement Fraud (35-43-6-13)	0	0	0	0
Identity Deception (35-43-5-3.5)	0	0	0	0
Interference with Custody (35-42-3-4)	0	0	0	0
Interference with Reporting Crime (35-45-2-5)	0	0	0	0
Invasion of Privacy (35-46-1-15.1)	0	0	0	1
Manufacture of Paraphernalia (35-48-4-8.1)	0	0	0	0
Nonsupport of Child (35-46-1-5)	0	0	0	0
Nonsupport of Spouse (35-46-1-6)	0	0	0	0
Obscene Performance (35-49-3-1)	0	0	0	0
Obstructing Fireman (35-44-3-8)	0	0	0	0
Obstructing Traffic (35-42-2-4)	0	0	0	0
Obstruction of Justice (35-44-3-4)	0	0	0	0
Operating Vehicle After Lifetime Forfeiture (9-30-10-17)	0	0	0	0
Operating Vehicle While Intoxicated (9-30-5-4)	0	0	1	0
Operating Vehicle While Intoxicated with Prior (9-30-5-3)	0	0	0	0

**LEVEL III (Cont.)**

	THE NUMBER OF JUVENILES			
	This Month		This Calendar Year	
	Female	Male	Female	Male
Patronizing a Prostitute (35-45-4-3)	0	0	0	0
Perjury (35-44-2-1)	0	0	0	0
Possession of Cocaine or Narcotic Drug (35-48-4-6)	0	0	0	0
Possession of Marijuana, Hash Oil, or Hashish (35-48-4-11)	0	0	0	0
Possession of Methamphetamine (35-48-4-6.1)	0	0	1	1
Possession of Paraphernalia (35-48-4-8.3)	0	0	0	0
Possession/Use of Legend Drug (16-42-19-13)	0	0	1	0
Professional Gambling (35-45-5-3)	0	0	0	0
Profiting from Adoption (35-46-1-9)	0	0	0	0
Promoting Professional Gambling (35-45-5-4)	0	0	0	0
Promoting Prostitution (35-45-4-4)	0	0	0	0
Prostitution (35-45-4-2)	0	0	0	0
Public Indecency (35-45-4-1)	0	0	0	0
Public Nudity (35-45-4-1.5)	0	0	0	0
Receiving Stolen Property (35-43-4-2)	1	0	2	8
Residential Entry (35-43-2-1.5)	0	0	0	5
Resisting Law Enforcement (35-44-3-3)	0	2	1	16
Rioting (35-45-1-2)	0	0	0	0
Sale, Possession, Use of Legend Drug (16-42-19-27)	0	0	0	0
Selling, Distributing, Exhibiting Obscene Material (35-49-3-1)	0	0	0	0
Stalking (35-45-10-5)	0	0	0	0
Theft (35-43-4-2)	2	5	13	49
Trafficking with an Inmate (35-44-3-9)	0	0	0	0
Unauthorized Possession of Prescription Form (35-48-4-14)	0	0	0	0
Voyeurism (35-45-4-5)	0	0	0	0
Welfare Fraud (35-43-5-7)	0	0	0	0
<b>Sub-Total</b>	<b>9</b>	<b>23</b>	<b>52</b>	<b>200</b>

**LEVEL IV**

Absence From Home Detention (35-38-2.5-10)	0	0	1	1
Accident/Failure to Stop (9-26-1-8)	0	0	0	1
Assisting a Criminal (35-44-3-2)	0	0	0	0
Check Deception (35-43-5-5)	0	0	0	0
Common Nuisance (35-48-4-13)	0	0	0	1
Computer Trespassing (35-43-2-3)	0	0	0	0
Counterfeiting a Driver's License (9-24-18-7)	0	0	0	0
Counterfeiting Auto Registration (9-18-2-42)	0	0	0	0
Curfew Violation (31-37-2-5)	0	0	0	0
Deception (35-43-5-3)	0	0	0	0
Disorderly Conduct (35-45-1-3)	0	2	3	9
Dissemination of Material Harmful to Minor (35-49-3-3)	0	0	0	0
Driving with Suspended License (9-24-19-2)	0	0	0	0
Exploitation of Dependent/Endangered Adult (35-46-1-12)	0	0	0	0
Failure to Appear (35-44-3-6)	0	0	0	0
Failure to Disclose Recruitment (35-46-4-4)	0	0	0	0
Failure to Respond to Summons (35-44-3-6.5)	0	0	0	0
False Auto Registration (9-18-2-44)	0	0	0	0
False Informing (35-44-2-2)	0	0	1	1
Flag Desecration (35-45-1-4)	0	0	0	0

**LEVEL IV (Cont.)****THE NUMBER OF JUVENILES**

	<b>This Month</b>		<b>This Calendar Year</b>	
	<b>Female</b>	<b>Male</b>	<b>Female</b>	<b>Male</b>
Glue Sniffing (35-46-6-2)	0	0	0	0
Habitual Disobedience of Parent, Guardian, or Custodian (Incorrigible) (31-37-2-4)	0	0	0	0
Harassment (35-45-2-2)	0	0	0	0
Home Improvement Fraud (35-43-6-12)	0	0	0	0
Illegal Consumption of Alcohol (7.1-5-7-7)	0	0	1	0
Illegal Possession of Alcohol (7.1-5-7-7)	0	0	0	0
Impairment of ID Number (35-43-7-4)	0	0	0	0
Interference with Custody (35-42-3-4)	0	0	0	0
Interfering with Law Enforcement Animal (35-46-3-11)	0	0	0	0
Invasion of Privacy (35-46-1-15.1)	0	0	0	0
Leaving Home w/o Permission of Parent, Guardian or Custodian (Runaway) (31-37-2-2)	0	0	5	0
Nitrous Oxide Distribution (35-46-6-3)	0	0	0	0
Obscene Performance (35-49-3-1)	0	0	0	0
Obstructing Medical Emergency (35-44-3-8.5)	0	0	0	0
Obstructing Traffic (35-42-2-4)	0	0	0	0
Operating Vehicle While Intoxicated (9-30-5-2)	0	0	0	0
Operating Vehicle While Intoxicated/Cntrl'd Sub (9-30-5-1)	0	0	0	0
Operating Vehicle w/o License (9-24-18-1)	0	0	0	1
Operating Vehicle w/o Proof of Financial (9-25-8-2)	0	0	0	0
Operating Vehicle w/o Registration/Plates (9-18-2-43)	0	0	0	0
Possession of Marijuana,Hash Oil, or Hashish (35-48-4-11)	1	1	1	10
Possession of Paraphernalia (35-48-4-8.3)	0	0	0	1
Possession of Substance Represented to be a Controlled Substance (35-48-4-4.6)	0	0	0	0
Possession, Purchase, Accepting Tobacco (35-46-1-10.5)	0	0	0	0
Probation Violation	0	0	0	0
Public Intoxication (7.1-5-1-3)	0	0	0	0
Receiving Unidentified Property (35-43-7-5)	0	0	0	0
Reckless Driving (9-21-8-52)	0	0	0	0
Refusal to Aid Officer (35-44-3-7)	0	0	0	0
Selling,Distributing,Exhibiting Obscene Material (35-49-3-1)	0	0	0	0
Torture, Kill, Mutilate an Animal (35-46-3-12)	0	0	0	0
Unauthorized Possession of Prescription (35-48-4-14)	0	0	0	0
Unlawful Entry of Motor Vehicle (35-43-4-2.7)	0	0	0	1
Unlawful Gambling (35-45-5-2)	0	0	0	0
Unlawful Use of Railroad Right of Way (8-3-15-3)	0	0	0	0
Vending Machine Vandalism (35-43-4-7)	0	0	0	0
Violation of Compulsory School Attendance Law (Truancy) (31-37-2-3)	0	1	3	6
Violation Home Detention	0	0	0	0
Violation Suspended Commitment to DOC	0	0	0	0
Voyeurism (35-45-4-5)	0	0	0	0
Welfare Fraud (35-45-5-7)	0	0	0	0
NO SENTENCE DATA	0	0	0	0
<b>Sub-Total</b>	<b>1</b>	<b>4</b>	<b>15</b>	<b>32</b>
<b>GRAND TOTAL NUMBER OF JUVENILES</b>	<b>13</b>	<b>45</b>	<b>81</b>	<b>369</b>

Source: SAS - mnthadm4.mso

**Indiana Department of Correction**  
**Table 18**  
**Juvenile Female New Commitments**

<u>Month</u>	<u>2009</u>	<u>2010</u>	<u>2011</u>	<u>2012</u>	<u>2013</u>
January	9	16	15	10	18
February	16	22	15	13	13
March	17	18	18	15	11
April	29	13	10	12	13
May	17	13	9	14	13
June	18	9	23	9	13
July	13	11	10	12	
August	14	5	11	16	
September	8	13	5	8	
October	5	13	12	18	
November	14	13	14	7	
December	<u>25</u>	<u>7</u>	<u>9</u>	<u>7</u>	
<b>TOTALS</b>	<b>185</b>	<b>153</b>	<b>151</b>	<b>141</b>	<b>81</b>

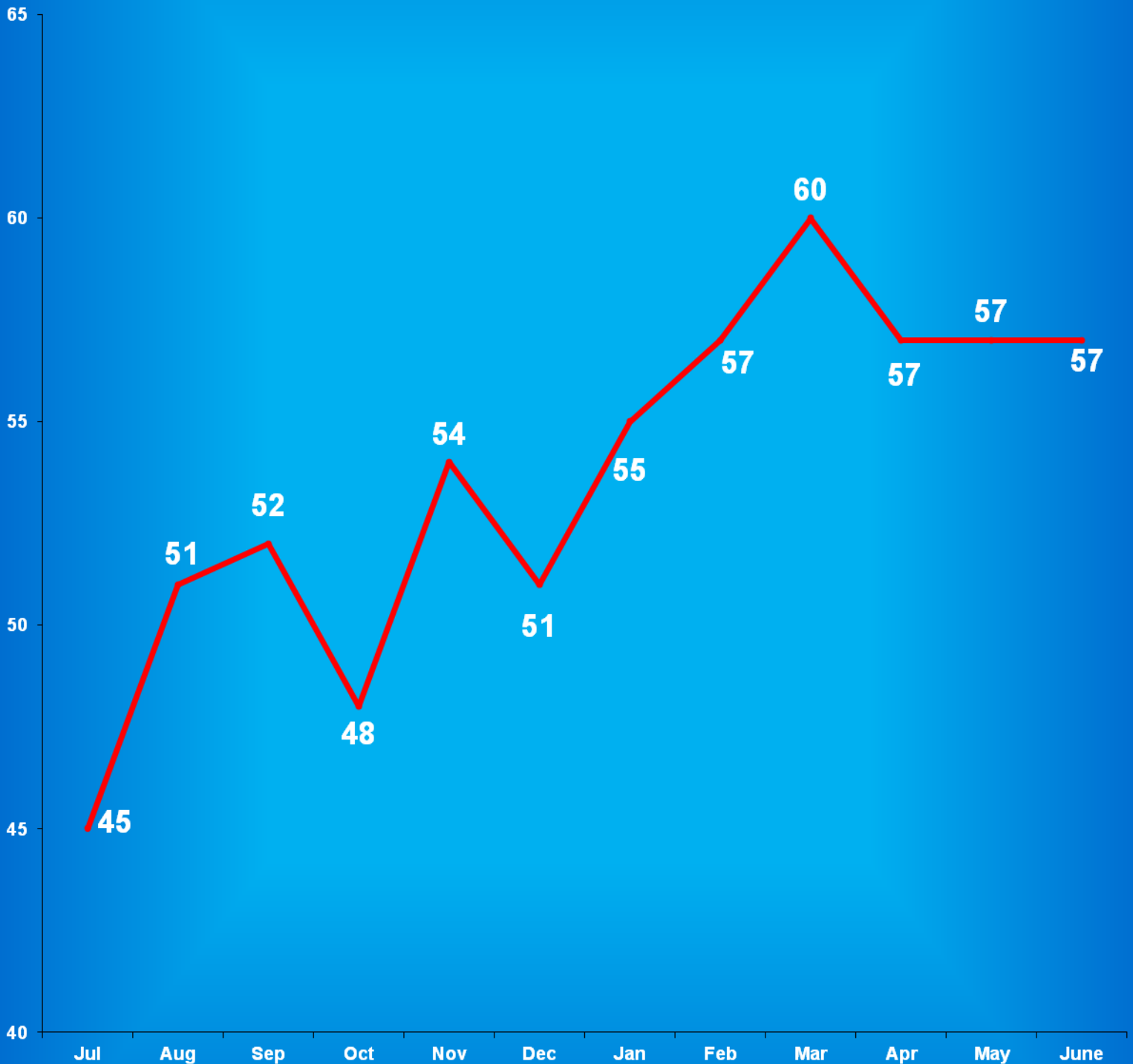
Source:  
SAS - mnthadm4.pgm

# Indiana Department of Correction

## Graph G

### Average Daily Juvenile Female Offender Populations

Fiscal Year 2013



**Indiana Department of Correction**  
**Table 19**  
**Juvenile Male New Commitments**

<u>Month</u>	<u>2009</u>	<u>2010</u>	<u>2011</u>	<u>2012</u>	<u>2013</u>
January	57	88	69	63	76
February	82	71	62	71	45
March	76	77	90	75	82
April	102	60	72	56	47
May	73	71	64	69	74
June	82	67	64	77	45
July	86	53	71	48	
August	63	74	94	90	
September	75	61	58	66	
October	54	73	65	85	
November	75	85	81	47	
December	<u>74</u>	<u>75</u>	<u>52</u>	<u>44</u>	
<b>TOTALS</b>	<b>899</b>	<b>855</b>	<b>842</b>	<b>791</b>	<b>369</b>

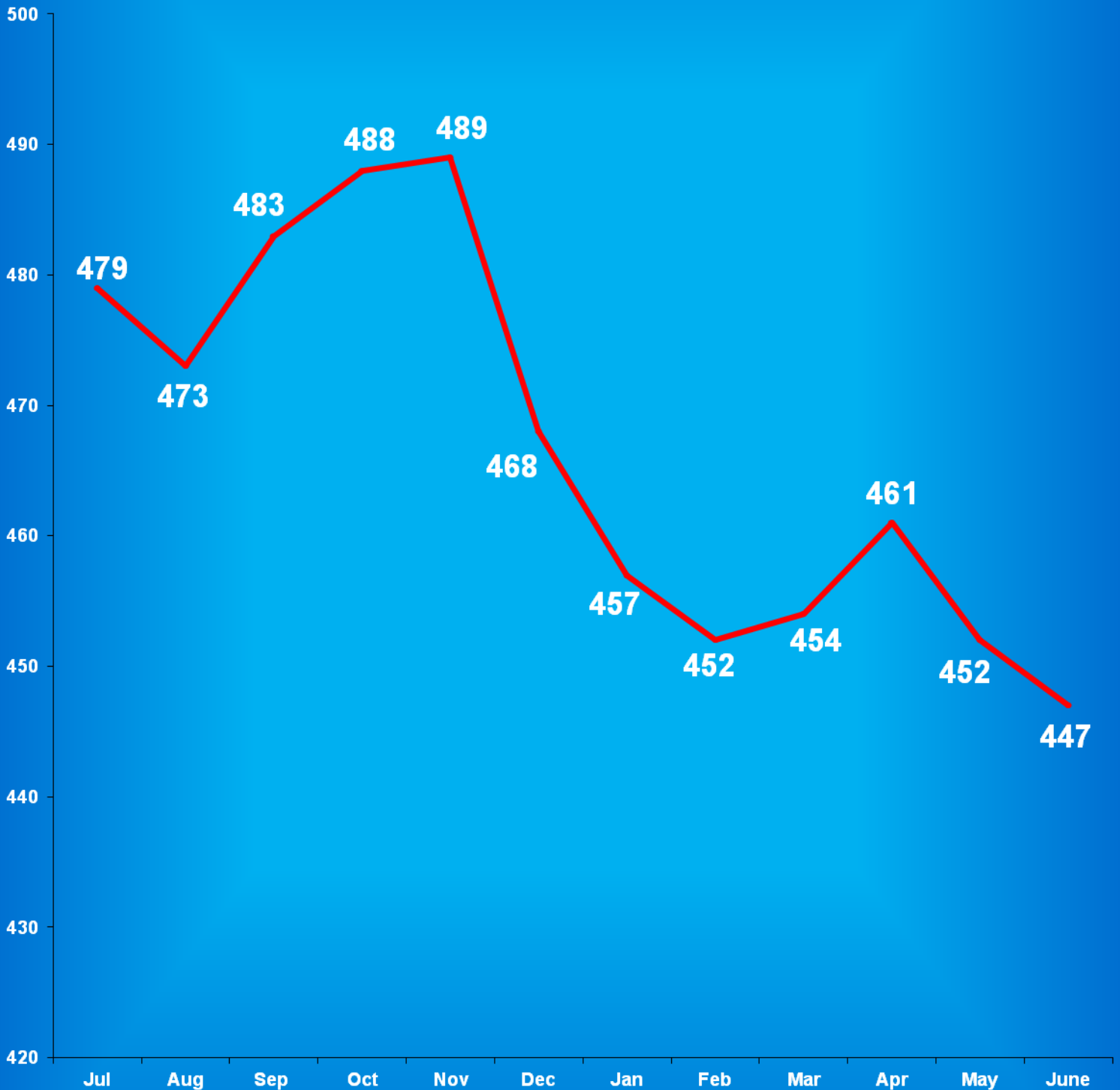
Source:  
SAS - mnthadm4.pgm

# Indiana Department of Correction

Graph H

## Average Daily Juvenile Male Offender Populations

Fiscal Year 2013



**Indiana Department of Correction  
Indiana Government Center South, Room E334  
302 W. Washington Street  
Indianapolis, IN 46204**

**Prepared by:  
Ryan Lammert, Research Analyst  
(317) 234-4417  
[RLammert@idoc.IN.gov](mailto:RLammert@idoc.IN.gov)**

**This report and previous reports may be found at:**

**<http://www.in.gov/idoc/2376.htm>**







The Indiana Department of Correction advances public safety and successful re-entry through dynamic supervision, programming, and partnerships.