

Indiana Department of Correction

Division of Research & Planning



Offender Population Statistical Report

- May 2012 -

Bruce Lemmon, Commissioner

**Indiana Department of Correction
Indiana Government Center South, Room E334
302 W. Washington Street
Indianapolis, IN 46204**

**Prepared by:
Ryan Lammert, Research Analyst
(317) 234-4417
RLammert@idoc.IN.gov**

This report and previous reports may be found at:

<http://www.in.gov/idoc/2376.htm>



Indiana Department of Correction Population Summary

- There were 25,731 adult male offenders (including 877 county jail “back-ups” and 158 in contracted beds) on June 1, 2012.
This population is 5% below operational bed capacity for general population.
- There were 2,492 adult female offenders (including 71 county jail “back-ups” and 108 in contracted beds) on June 1, 2012.
This population is 7% below the operational bed capacity.
- There were 498 juvenile male offenders in the Department’s facilities on June 1, 2012. This population is 40% below the operational bed capacity.
- There were 45 juvenile female offenders in the Department’s facilities on June 1, 2012. This population is 71% below the operational bed capacity.
- There were 9,437 adult males on parole in Indiana (9,038 Indiana parolees and 399 other jurisdiction parolees) on June 1, 2012.
- There were 1,137 adult females on parole in Indiana (1,095 Indiana parolees and 42 other jurisdiction parolees) on June 1, 2012.
- There were 102 juvenile males on parole in Indiana (91 Indiana parolees and 11 other jurisdiction parolees) on June 1, 2012.
- There were 20 juvenile females on parole in Indiana (19 Indiana parolees and 1 other jurisdiction parolees) on June 1, 2012.

Definitions

For the purpose of this report, the following definitions apply:

Admission – The means by which an offender enters the custody or jurisdiction of the Indiana Department of Correction. For this report, with the exception of the return of an escapee, this does not include a return from a temporary absence.

Average Daily Population – The sum of the daily beginning counts for a month, divided by that month's number of daily beginning counts.

Beginning Count – The number of offenders physically present at the beginning of the day (ie, 0000:01 hours).

Class A Felony – An offense whereby a person convicted of this felony shall be imprisoned for a fixed term of thirty years, with not more than twenty years added for aggravating circumstances, or not more than ten years subtracted for mitigating circumstances.

Class B Felony – An offense whereby a person convicted of this felony shall be imprisoned for a fixed term of ten years, with not more than ten years added for aggravating circumstances, or not more than four years subtracted for mitigating circumstances.

Class C Felony – An offense whereby a person convicted of this felony shall be imprisoned for a fixed term of four years, with not more than four years added for aggravating circumstances, or not more than two years subtracted for mitigating circumstances.

Class D Felony – An offense whereby a person convicted of this felony shall be imprisoned for a fixed term of one and one-half years, with not more than one and one-half years added for aggravating circumstances, or not more than one year subtracted for mitigating circumstances.

County Jail "Back-ups" (Jail Bed Count) – Those offenders who have been committed to the Indiana Department of Correction, but are housed in a county jail until they can be transferred to a Department of Correction intake facility. The county receives \$35.00 per day, per offender, to house these offenders.

Ending Count – The number of offenders physically present at the end of the day (ie, 2400:00 hours).

Felon – A person convicted in any jurisdiction who might have been imprisoned for more than one year.

Level 1 Security Classification – Minimum security level. Facilities which are designated as Level 1 have the least restrictive security measures in place.

Level 2 Security Classification – Medium security level. Facilities which are designated as Level 2 have a moderate degree of security measures in place.

Level 3 Security Classification – Maximum security level. Facilities which are designated as Level 3 have very restrictive security measures in place.

Misdemeanant – A person convicted in any jurisdiction who might have been imprisoned for not more than one year.

Murder – An offense whereby a person convicted of this felony shall be imprisoned for a fixed term of fifty-five years, with not more than ten years added for aggravating circumstances, or not more than ten years subtracted for mitigating circumstances.

Operational Capacity – The total bed capacity of the facility. The capacity of a facility is the number of beds authorized for safe and efficient operation of the facility.

Pre-Dispositional – An individual ordered by the Court to the Indiana Department of Correction for evaluation prior to sentencing.

Release – The means by which an offender leaves the custody or jurisdiction of the Indiana Department of Correction. For this report, with the exception of an escapee, this does not include a temporary absence.

Safekeeper – An individual whom the Court has determined to be in imminent danger of serious bodily injury or death, or who represents a substantial threat to the safety of others, and whom the Court has ordered to the Indiana Department of Correction for custody and security control.

Secure Confinement Units – Denotes maximum control with the most restrictive security measures in place.

Vacancy – The number of beds available for assignment.

Human Resource Report

May 31, 2012

ADULT FACILITIES

		Total Staff*	Custody Staff	Non-Custody	Vacanies	Hires - Rehires	Retired - Terminated	Contract/Vendor		
Facility	Aramark							Health	Ivy Tech	
Branchville Correctional Facility		265	190	75	15	5	1	13	40	5
Chain O'Lakes Correctional Facility		29	22	7	3	0	0	5	2	0
Correctional Industrial Facility		337	270	67	40	8	8	15	35	5
Edinburgh Correctional Facility		61	44	17	8	1	2	4	2	0
Henryville Correctional Facility		39	33	6	3	0	1	4	2	0
Indiana State Prison/Lakeside		545	437	108	53	13	6	21	71	2
Indiana Women's Prison		174	122	52	6	0	0	5	22	6
Indianapolis Re-Entry Educational Fac.		121	75	46	9	2	1	5	12	5
Madison Correctional Facility		128	82	46	8	2	0	10	24	4
Miami Correctional Facility		515	403	112	41	7	5	31	44	9
New Castle Correctional Facility***		485	406	79	15	0	0	22	59	0
Pendleton Correctional Facility		428	335	93	83	4	4	34	41	5
Plainfield Correctional Facility		373	293	80	30	14	12	17	53	11
Putnamville Correctional Facility		468	357	111	61	7	8	24	40	10
Reception-Diagnostic Center		224	171	53	18	1	3	6	39	0
Rockville Correctional Facility		245	175	70	23	0	2	16	52	7
South Bend Comm. Re-Entry Center		24	16	8	2	0	0	4	2	0
STOP DOC Staff		18	0	18	0	0	0	0	0	0
STOP GEO Staff***		71	56	15	13	0	0	6	4	0
Wabash Valley Correctional Facility		594	475	119	61	7	13	34	61	9
Westville Correctional Facility		717	557	160	88	27	9	39	70	11
	Total	5,861	4,519	1,342	580	98	75	315	675	89

JUVENILE FACILITIES

		Total Staff*	Custody Staff	Non-Custody	Vacanies	Hires - Rehires	Retired - Terminated	Contract/Vendor		
Facility								Aramark	Health	Ivy Tech
Camp Summit		48	33	15	11	0	1	3	1	1
Madison Juvenile Correctional		99	81	18	6	6	0	10	24	14
Logansport Intake/North Central		167	112	55	14	5	2	7	8	0
Pendleton Juvenile Correctional		252	176	76	52	0	8	10	13	0
South Bend Juvenile Correctional		84	55	29	6	0	2	6	4	0
	Total	650	457	193	89	11	13	36	50	15
Central Office**	Total	450	153	297	53	8	5	0	0	0
STATE EMPLOYEE TOTAL		6,405	4,667	1,738	694	117	93	0	0	0
CONTRACT EMPLOYEE TOTAL		1,736	462	1,274	28	0	0	351	725	104
GRAND TOTAL		8,141	5,129	3,012	722	117	93	351	725	104

* Total Active Staff does not include those on disability, suspension, or leave with pay.

** Includes Technology Services Division, PEN Products, Staff Development and Training, and the Parole Division (counted as Custody Staff)

*** New Castle Correctional Facility and STOP are privately contracted institutions.

Note: Total staff, custody staff, non-custody staff, and vacancy data are as of the end of the month.

Hires and re-hires, retirements and terminations, intra-agency transfer in and transfer out are the total number of actions for the month.

Source: DOC Human Resource



Offender Statistics



Indiana Department of Correction
Table 1
Offender Population & Vacancy Numbers, by Facility Security Level
June 1, 2012

LEVEL 1

Adult Male

	May Ending Count	General Population Vacancies	Programs & Treatment Vacancies	Segregation & Infirmary Vacancies	Down Beds	Held Beds
Chain O'Lakes Correctional Facility	146	7	0	0	0	1
Edinburgh Correctional Facility	226	93	0	0	0	1
Henryville Correctional Facility	190	8	0	0	0	2
Miami Correctional Facility	188	16	0	0	0	0
New Castle Level One (Contracted Beds)	199	5	0	0	0	0
Pendleton Correctional Facility	217	3	0	0	0	0
Re-Entry Educational Facility	416	61	39	0	26	0
South Bend Community Re-Entry Facility	100	1	7	0	0	0
Wabash Valley Correctional Facility	193	5	0	0	0	0
Westville Correctional Facility	<u>320</u>	<u>54</u>	<u>0</u>	<u>0</u>	<u>3</u>	<u>2</u>
Total	2,195	253	46	0	29	6

Adult Female

Madison Correctional Facility	542	16	16	0	0	2
Jefferson Co. Re-Entry	<u>26</u>	<u>0</u>	<u>0</u>	<u>0</u>	<u>0</u>	<u>0</u>
Total	568	16	16	0	0	2

LEVEL 2

Adult Male

Branchville Correctional Facility	1,452	19	9	5	0	0
Correctional Industrial Facility	1,422	10	2	4	2	3
Indiana State Prison-Outside Facility	151	234	0	0	0	0
Miami Correctional Facility	2,962	11	1	9	0	1
New Castle Annex	296	208	0	7	0	1
New Castle Correctional Facility (Contracted Beds)	2,370	15	29	6	0	11
Plainfield Correctional Facility	1,646	9	0	16	0	1
Putnamville Correctional Facility	2,469	28	9	5	33	0
Short Term Offender Program	511	6	0	0	0	5
Westville Correctional Facility	<u>2,875</u>	<u>6</u>	<u>0</u>	<u>13</u>	<u>13</u>	<u>23</u>
Total	16,154	546	50	65	48	45

Adult Female

Rockville Correctional Facility	1,137	96	12	7	0	1
---------------------------------	--------------	-----------	-----------	----------	----------	----------

Table 1 (Cont.)

LEVEL 3

Adult Male

	May Ending Count	General Population Vacancies	Programs & Treatment Vacancies	Segregation & Infirmary Vacancies	Down Beds	Held Beds
Indiana State Prison	1,987	10	21	35	6	8
New Castle Psychiatric Unit (Contracted Beds)	111	0	15	0	0	2
Pendleton Correctional Facility	1,620	2	54	0	28	11
Reception-Diagnostic Center	576	102	0	0	17	0
Wabash Valley Correctional Facility	<u>1,689</u>	<u>36</u>	<u>32</u>	<u>9</u>	<u>1</u>	<u>18</u>
Total	5,983	150	122	44	52	39

Adult Female

Indiana Women's Prison	608	14	3	4	0	2
------------------------	------------	-----------	----------	----------	----------	----------

SECURE CONFINEMENT UNITS

Adult Male

Wabash Valley Correctional Facility	202	0	0	11	2	1
Westville Control Unit	<u>162</u>	<u>0</u>	<u>0</u>	<u>0</u>	<u>3</u>	<u>0</u>
Total	364	0	0	11	5	1

JAIL BED COUNT

Adult Male	877	N/A	N/A	N/A	N/A	N/A
Adult Female	<u>71</u>	N/A	N/A	N/A	N/A	N/A
Total	948					

CONTRACTED BEDS

Adult Male

Liberty Hall Re-Entry Facility	109	40	0	0	0	1
Marion Co. Re-Entry	27	23	0	0	0	0
Volunteers of America - Evansville	<u>22</u>	<u>3</u>	<u>0</u>	<u>0</u>	<u>0</u>	<u>0</u>
Total	158	66	0	0	0	1

Adult Female

Craine House	5	0	0	0	0	0
Liberty Hall Re-Entry Facility	83	17	0	0	0	0
Volunteers of America - Evansville	<u>20</u>	<u>4</u>	<u>0</u>	<u>0</u>	<u>0</u>	<u>1</u>
Total	108	21	0	0	0	1

Table 1 (Cont.)

JUVENILE OFFENDERS

Juvenile Male

	May Ending Count	General Population Vacancies	Programs & Treatment Vacancies	Segregation & Infirmary Vacancies	Down Beds	Held Beds
Camp Summit	92	2	0	1	0	0
Logansport Juvenile Intake/Diagnostic Facility	33	51	0	8	0	0
North Central Juvenile Correctional Facility	125	38	0	10	0	1
Pendleton Juvenile Correctional Facility	185	188	0	10	0	8
South Bend Juvenile Correctional Facility	<u>63</u>	<u>49</u>	<u>0</u>	<u>5</u>	<u>0</u>	<u>0</u>
Total	498	328	0	34	0	9

Juvenile Female

Madison Juvenile Correctional Facility	45	112	0	15	0	0
--	----	-----	---	----	---	---

TOTALS


	May Ending Count	General Population Vacancies	Programs & Treatment Vacancies	Segregation & Infirmary Vacancies	Down Beds	Held Beds
GRAND TOTAL FOR ALL ADULT MALES (Includes Jail Bed Count and Contracted Beds)	25,731	1,015	218	120	134	92
TOTAL FOR ADULT MALES IN DOC FACILITIES ONLY	24,696	949	218	120	134	91
GRAND TOTAL FOR ALL ADULT FEMALES (Includes Jail Bed Count and Contracted Beds)	2,492	147	31	11	0	6
TOTAL FOR ADULT FEMALES IN DOC FACILITIES ONLY	2,313	126	31	11	0	5
TOTAL FOR JUVENILE MALES	498	328	0	34	0	9
TOTAL FOR JUVENILE FEMALES	45	112	0	15	0	0
GRAND TOTAL FOR THE DEPARTMENT (Includes Jail Bed Count and Contracted Beds)	28,766	1,602	249	180	134	107
GRAND TOTAL FOR THE DEPARTMENT (Excludes Jail Bed Count and Contracted Beds)	27,552	1,515	249	180	134	105

Sources: Planning Division Facility Body Count Report
 Planning Division Juvenile Daily Count Report
 Operational Support Services - Jail Bed Count Report
 Operational Support Services - Vacancy Report

Indiana Department of Correction
Table 2
Operational Capacity Compared to Population, by Facility
June 1, 2012

LEVEL 1

Adult Male


	April Operational Capacity	May Operational Capacity	May Adjusted Operational Capacity*	May Ending Count	Percent +/- Capacity
Chain O'Lakes Correctional Facility	154	154	153	146	-5%
Edinburgh Correctional Facility	320	320	319	226	-29%
Henryville Correctional Facility	200	200	198	190	-4%
Miami Correctional Facility	204	204	204	188	-8%
New Castle Level One (Contracted Beds)	204	204	203	199	-2%
Pendleton Correctional Facility	220	220	220	217	-1%
Re-Entry Educational	542	542	516	416	-19%
South Bend Community Re-Entry Facility	108	108 	108	100	-7%
Wabash Valley Correctional Facility	198	198	198	193	-3%
Westville Correctional Facility	<u>379</u>	<u>379</u>	<u>374</u>	<u>320</u>	<u>-14%</u>
Total	2,529	2,529	2,493	2,195	-12%

Adult Female

Madison Correctional Facility	576	576	574	542	-6%
Jefferson Co. Re-Entry	<u>26</u>	<u>26</u>	<u>26</u>	<u>26</u>	<u>0%</u>
Total	602	602	600	568	-5%

LEVEL 2

Adult Male

Branchville Correctional Facility	1,485	1,485	1,480	1,452	-2%
Correctional Industrial Facility	1,484	1,443 	1,434	1,422	-1%
Indiana State Prison-Outside Facility	385	385	385	151	-61%
Miami Correctional Facility	2,984	2,984	2,974	2,962	0%
New Castle Annex	512	512	504	296	-41%
New Castle Correctional Facility (Contracted Beds)	2,431	2,431	2,414	2,370	-2%
Plainfield Correctional Facility	1,672	1,672	1,655	1,646	-1%
Putnamville Correctional Facility	2,544	2,544	2,506	2,469	-1%
Short Term Offender Program	522	522	517	511	-1%
Westville Correctional Facility	<u>2,930</u>	<u>2,930</u>	<u>2,881</u>	<u>2,875</u>	<u>0%</u>
Total	16,949	16,908	16,750	16,154	-4%

Adult Female

Rockville Correctional Facility	1,253	1,253	1,245	1,137	-9%
---------------------------------	-------	-------	-------	-------	-----

Table 2 (Cont.)

LEVEL 3

Adult Male

	April Operational Capacity	May Operational Capacity	May Adjusted Operational Capacity*	May Ending Count	Percent +/- Capacity
Indiana State Prison	2,067	2,067	2,018	1,987	-2%
New Castle Psychiatric Unit (Contracted Beds)	128	128	126	111	-12%
Pendleton Correctional Facility	1,715	1,715	1,676	1,620	-3%
Reception-Diagnostic Center	695	695	678	576	-15%
Wabash Valley Correctional Facility	<u>1,785</u>	<u>1,785</u>	<u>1,757</u>	<u>1,689</u>	<u>-4%</u>
Total	6,390	6,390	6,255	5,983	-4%

Adult Female

Indiana Women's Prison	631	631	625	608	-3%
------------------------	------------	------------	------------	------------	------------

SECURE CONFINEMENT UNITS

Adult Male

Wabash Valley Correctional Facility	216	216	204	202	-1%
Westville Control Unit	<u>165</u>	<u>165</u>	<u>162</u>	<u>162</u>	<u>0%</u>
Total	381	381	366	364	-1%

JAIL BED COUNT**

Adult Male	628	877	877	877	0%
Adult Female	<u>52</u>	<u>71</u>	<u>71</u>	<u>71</u>	<u>0%</u>
Total	680	948	948	948	0%

CONTRACTED BEDS

Adult Male

Liberty Hall Re-Entry	150	150	149	109	-27%
Marion Co. Re-Entry	50	50	50	27	-46%
Volunteers of America - Evansville	<u>25</u>	<u>25</u>	<u>25</u>	<u>22</u>	<u>-12%</u>
Total	225	225	224	158	-85%

Adult Female

Craine House	3	5	5	5	0%
Liberty Hall Re-Entry	100	100	100	83	-17%
Volunteers of America - Evansville	<u>25</u>	<u>25</u>	<u>24</u>	<u>20</u>	<u>-17%</u>
Total	128	130	129	108	-16%

Table 2 (Cont.)

JUVENILE OFFENDERS

Juvenile Male

	April Operational Capacity	May Operational Capacity	May Adjusted Operational Capacity*	May Ending Count	Percent +/- Capacity
Camp Summit	95	95	94	92	-2%
Logansport Juvenile Intake/Diagnostic Facility	92	92	84	33	-61%
North Central Juvenile Correctional Facility	174	174	163	125	-23%
Pendleton Juvenile Correctional Facility	391	391	373	185	-50%
South Bend Juvenile Correctional Facility	<u>117</u>	<u>117</u>	<u>112</u>	<u>63</u>	<u>-44%</u>
Total	869	869	826	498	-40%

Juvenile Female

Madison Juvenile Correctional Facility	172	172	157	45	-71%
--	-----	-----	-----	----	------

TOTALS

	April Operational Capacity	May Operational Capacity	May Adjusted Operational Capacity***	May Ending Count	Percent +/- Capacity
GRAND TOTAL FOR ALL ADULT MALES (Includes Jail Bed Count* and Contracted Beds)	27,154	27,310	27,036	25,731	-5%
TOTAL FOR ADULT MALES IN DOC FACILITIES ONLY	26,249	26,208	25,864	24,696	-5%
GRAND TOTAL FOR ALL ADULT FEMALES (Includes Jail Bed Count* and Contracted Beds)	2,666	2,687	2,670	2,492	-7%
TOTAL FOR ADULT FEMALES IN DOC FACILITIES ONLY	2,486	2,486	2,470	2,313	-6%
TOTAL FOR JUVENILE MALES	869	869	826	498	-40%
TOTAL FOR JUVENILE FEMALES	172	172	157	45	-71%
GRAND TOTAL FOR THE DEPARTMENT (Includes Jail Bed Count* and Contracted Beds)	30,861	31,038	30,689	28,766	-6%
GRAND TOTAL FOR THE DEPARTMENT (Excludes Jail Bed Count and Contracted Beds)	29,776	29,735	29,317	27,552	-6%

*Adjusted Monthly Total includes Intake Beds and excludes Down, Held, and Segregation/Infirmary Hold Beds

**Jail Bed Counts - IDOC offender Jail Bed holding is demand-based, therefore Jail Bed Percent Capacity is always 0%

***Includes Jail Bed Count - Jail Bed Operational Capacity is determined by each county's availability and fluctuates from month to month

Sources: Planning Division Facility Body Count Report
 Planning Division Juvenile Daily Count Report
 Operational Support Services - Jail Bed Count Report
 Operational Support Services - Vacancy Report

Indiana Department of Correction
Table 3
Facility Population on the First Day of Each Month
(Excludes County Jail "Back-ups" & Contracted Beds)

	Adult	Adult	Juvenile	Juvenile	
<u>2011</u>	<u>Male</u>	<u>Female</u>	<u>Male</u>	<u>Female</u>	<u>Total</u>
January	24,009	2,336	538	49	26,932
February	23,969	2,291	553	60	26,873
March	24,119	2,322	564	65	27,070
April	24,403	2,348	586	70	27,407
May	24,334	2,322	597	69	27,322
June	24,317	2,326	584	68	27,295
July	24,288	2,325	566	81	27,260
August	24,168	2,284	566	80	27,098
September	24,216	2,317	549	66	27,148
October	24,183	2,310	555	63	27,111
November	24,238	2,301	531	59	27,129
December	24,185	2,284	536	59	27,064

	Adult	Adult	Juvenile	Juvenile	
<u>2012</u>	<u>Male</u>	<u>Female</u>	<u>Male</u>	<u>Female</u>	<u>Total</u>
January	24,264	2,275	499	59	27,097
February	24,367	2,217	493	48	27,125
March	24,651	2,236	515	49	27,451
April	24,879	2,236	522	48	27,685
May	24,779	2,257	507	47	27,590
June	24,696	2,313	498	45	27,552
July					
August					
September					
October					
November					
December					

Sources: Planning Division Facility Body Count Report
Planning Division Juvenile Daily Count Report

Indiana Department of Correction
Table 4
Parole Caseload on June 1, 2012

<u>Parole District</u>	Indiana Parolees				Other Jurisdiction				<u>Total</u>
	<u>Adult Male</u>	<u>Adult Female</u>	<u>Juvenile Male</u>	<u>Juvenile Female</u>	<u>Adult Male</u>	<u>Adult Female</u>	<u>Juvenile Male</u>	<u>Juvenile Female</u>	
<i>Central Office (PD0)*</i>	472	53	3	2	399	42	11	1	983
	<u>District Supervision Breakdown as follows:</u>								
Re-Entry Parole (PD1)	585	95	7	1	20	1	1	0	710
Fort Wayne (PD2)	1,030	115	14	0	49	6	1	0	1,215
Indianapolis (PD3)	2,212	251	1	1	71	5	0	0	2,541
Evansville (P4A)	587	77	6	6	33	4	1	0	714
Terre Haute (P4B)	515	61	5	0	20	2	1	0	604
Bloomington (PD5)	844	128	15	4	72	8	2	0	1,073
Gary (PD6)	679	43	7	0	44	4	3	1	781
New Castle (PD7)	931	139	10	1	52	6	0	0	1,139
South Bend (PD8)	1,183	133	23	4	38	6	2	0	1,389
Total	9,038	1,095	91	19	399	42	11	1	10,696

Total Parole Population on the First Day of Each Month

<u>Calendar Year 2012</u>	Indiana Parolees				Other Jurisdiction				<u>Total</u>
	<u>Adult Male</u>	<u>Adult Female</u>	<u>Juvenile Male</u>	<u>Juvenile Female</u>	<u>Adult Male</u>	<u>Adult Female</u>	<u>Juvenile Male</u>	<u>Juvenile Female</u>	
January	9,111	1,085	122	24	418	43	10	1	10,814
February	9,121	1,091	123	26	413	43	10	1	10,828
March	9,073	1,115	110	27	411	42	10	1	10,789
April	8,949	1,099	99	26	407	42	8	0	10,630
May	8,994	1,083	84	25	405	43	9	1	10,644
June	9,038	1,095	91	19	399	42	11	1	10,696
July									
August									
September									
October									
November									
December									

* Includes Indiana parolees who are serving their parole in another state, as well as offenders from other States being supervised in Indiana (Interstate Compact)

Sources: Juvenile Services
Parole Division
SAS - juvparl2.pgm



Adult Offender Statistics



Indiana Department of Correction
Table 5
Monthly Admissions and Releases - Adult Offenders
(Includes County Jail "Back-ups" & Contracted Beds)
May 2012

ADMISSIONS	Male	Female
New Commitments	707	208
Parole Violators - New Commits	53	4
Parole Violators - Technical	160	18
Unsentenced (Safekeepers)	1	0
Return from Escape - Secure Facility	0	0
Return from Escape - Non-Secure Facility	7	0
Return from Escape - CTP Absconds	2	0
Probation Violators - New Commits	110	9
Probation Violators - Technical	301	53
Return from CTP - New Commits	2	0
Return from CTP - Technical	16	1
TOTAL ADMISSIONS	1,359	293
RELEASES		
Parole	713	87
CTP to Parole	80	22
Probation	427	88
CTP to Probation	51	10
Escape - Secure Facility	0	0
Walk-Away - Non-Secure Facility	5	2
Discharged	123	42
Unsentenced Discharged	1	0
Other (i.e. Death)	7	0
Community Transition Program (CTP)	149	25
CTP Absconds	3	1
TOTAL RELEASES	1,559	277

*Of the 707 new commitments of male felons, 404 (57.1%) had a prior commitment.
Of the 208 new commitments of female felons, 76 (36.5%) had a prior commitment.*

Effective July 1, 1999, misdemeanants are to be committed to DOC only under special circumstances (IC 11-12-6)

Sources: SAS - prsadm7.pgm, SAS - prisrel7.pgm

Indiana Department of Correction
Table 6
The Number of Department of Correction Offenders
Held in County Jails

June 6, 2012

<u>County</u>	<u>Adult Male</u>	<u>Adult Female</u>	<u>County</u>	<u>Adult Male</u>	<u>Adult Female</u>	<u>County</u>	<u>Adult Male</u>	<u>Adult Female</u>
Adams	5	0	Hendricks	23	3	Pike	3	1
Allen	3	3	Henry*	10	1	Porter	15	0
Bartholomew	4	2	Howard	10	0	Posey	8	1
Benton	2	1	Huntington	14	1	Pulaski*	3	0
Blackford*	6	0	Jackson	31	2	Putnam*	48	2
Boone	3	1	Jasper	0	0	Randolph	2	0
Brown	0	0	Jay	1	0	Ripley	10	0
Carroll	3	0	Jefferson	0	0	Rush	1	0
Cass	14	1	Jennings	0	0	St. Joseph	2	0
Clark	11	0	Johnson	3	1	Scott	4	3
Clay	25	2	Knox*	14	0	Shelby	19	4
Clinton	23	1	Kosciusko	1	0	Spencer*	3	0
Crawford*	7	1	LaGrange	13	3	Starke	1	0
Daviess	8	0	Lake	0	0	Steuben	4	0
Dearborn	18	4	LaPorte	14	0	Sullivan	2	0
Decatur	4	1	Lawrence	11	1	Switzerland	2	0
DeKalb	0	0	Madison	0	0	Tippecanoe	63	3
Delaware	10	1	Marion	0	0	Tipton	0	0
Dubois	1	0	Marshall	1	0	Union	4	0
Elkhart	124	0	Martin	2	0	Vanderburgh	13	0
Fayette	10	0	Miami	10	0	Vermillion	12	3
Floyd	4	0	Monroe	4	0	Vigo	0	0
Fountain	0	0	Montgomery	13	1	Wabash	5	0
Franklin	7	1	Morgan	18	4	Warren	1	0
Fulton	12	1	Newton	2	0	Warrick	11	1
Gibson	8	0	Noble	18	2	Washington	8	2
Grant	0	0	Ohio	0	0	Wayne	29	7
Greene	17	0	Orange*	10	0	Wells*	9	1
Hamilton	22	1	Owen	0	0	White	4	0
Hancock	3	1	Parke	12	0	Whitley	0	0
Harrison*	1	2	Perry	1	0			
Total							877	71

* County Jail Substance Abuse Programs

Source: Operational Support Services□

Indiana Department of Correction
Table 7
Community Transition Program
Average Daily Populations

<u>Month</u>	<u>2008</u>	<u>2009</u>	<u>2010</u>	<u>2011</u>	<u>2012</u>
January	456	404	450	544	483
February	426	410	422	530	474
March	403	384	445	495	483
April	410	390	475	506	586
May	409	408	501	520	514
June	391	414	536	523	-
July	385	414	577	534	-
August	420	400	614	509	-
September	400	429	568	497	-
October	404	450	572	454	-
November	417	452	578	468	-
December	<u>407</u>	<u>458</u>	<u>560</u>	<u>479</u>	-
YEARLY AVERAGE	411	417	525	505	508

Source: CTP Database and OIS Warmbody

Indiana Department Of Correction
Table 8
Community Transition Program
May 2012 Release Information

Total number of offenders eligible to be released during May 2012 =	618
Felony A and B total =	282
Felony C total =	212
Felony D total =	122
Murder =	2
Total number of offenders transitioned to counties for CTP =	174
By default (lack of response from judge)	
Felony A or B =	0
Felony C =	30
Felony D =	25
By approval by court order from judge	
Felony A or B =	70
Felony C =	26
Felony D =	23
Murder =	0
Total number of offenders transitioned to counties then returned to DOC due to refusal (court ordered denial upon receipt of offender) =	0
Total number of court ordered denials =	329
Felony A or B =	141
Felony C =	133
Felony D =	55
Murder =	0
Total number of Felony A or B denials by default (no response from judge) =	56
Total number of offenders who became ineligible after eligibility determined but prior to CTP commencement date (reasons include change in Earliest Possible Release Date, change in warrant status, released to probation or to parole, other miscellaneous) =	59
Felony A or B =	16
Felony C =	23
Felony D =	19
Murder =	1

Source: SAS - CTP2 Adms

Indiana Department of Correction
Table 9
The Total Number of Felony Offenses
Committed to the Indiana Department of Correction

May 2012

OFFENSE - (Citation Code)	THE NUMBER OF OFFENSES			
	This Month		This Calendar Year	
	<u>Female</u>	<u>Male</u>	<u>Female</u>	<u>Male</u>
MURDER (35-42-1-1)	0	12	0	43
Sub-Total	0	12	0	43
CLASS A OFFENSES:				
Aiding, Inducing or Causing an Offense (35-41-2-4)	0	0	0	3
Arson (35-43-1-1)	0	0	0	1
Attempt to Commit a Felony (35-41-5-1)	0	8	2	24
Battery (35-42-2-1)	0	1	1	2
Battery Bodily Waste (35-42-2-6)	0	0	0	0
Battery Child w/Death (35-42-2-1(5))	0	0	0	0
Burglary (35-43-2-1)	0	1	0	12
Child Molesting (35-42-4-3)	0	14	1	89
Conspiracy (35-41-5-2)	0	1	0	8
Criminal Deviate Conduct (35-42-4-2)	0	0	1	2
Dealing Cocaine or Narcotic Drug (35-48-4-1)	3	13	10	47
Dealing Methamphetamine (35-48-4-1.1)	2	5	5	19
Dealing Sched I, II, or III Cntrl'd Sub (35-48-4-2)	0	1	2	5
Fail to Stop Accident w/Injury (9-26-1-1)	0	0	0	0
Kidnapping (35-42-3-2)	0	2	0	4
Neglect of a Dependent/Death (35-46-1-4)	0	0	1	0
Possession of Cocaine or Narcotic Drug (35-48-4-6)	0	2	0	6
Possession of Methamphetamine (35-48-4-6.1)	0	0	0	2
Rape (35-42-4-1)	0	2	0	15
Robbery (35-42-5-1)	0	2	0	12
Sexual Misconduct with a Minor (35-42-4-9)	0	0	0	0
Vicarious Sexual Gratification (35-42-4-5)	0	0	0	0
Voluntary Manslaughter (35-42-1-3)	0	0	2	11
Sub-Total	5	52	25	262

CLASS B OFFENSES:	THE NUMBER OF OFFENSES			
	This Month		This Calendar Year	
	<u>Female</u>	<u>Male</u>	<u>Female</u>	<u>Male</u>
Accident/Failure to Stop-Serious Inj/Death (9-26-1-8)	0	0	0	3
Aggravated Battery (35-42-2-1.5)	0	12	4	50
Aiding, Inducing or Causing an Offense (35-41-2-4)	0	5	4	33
Arson (35-43-1-1)	0	5	4	34
Attempt to Commit a Felony (35-41-5-1)	2	9	7	38
Battery (35-42-2-1)	1	1	5	7
Battery by Bodily Waste (35-42-2-6)	0	0	0	0
Burglary (35-43-2-1)	14	97	37	470
Carjacking (35-42-5-2)	1	4	3	15
Causing Suicide (35-42-1-2)	0	0	0	0
Child Molesting (35-42-4-3)	1	31	1	101
Child Solicitation (35-42-4-6)	0	0	0	0
Conspiracy (35-41-5-2)	5	15	19	66
Criminal Confinement (35-42-3-3)	0	1	1	32
Criminal Deviate Conduct (35-42-4-2)	0	4	0	20
Dangerous Control of a Handgun (35-47-10-6)	0	0	0	0
Dealing Cocaine or Narcotic Drug (35-48-4-1)	5	87	34	363
Dealing Methamphetamine (35-48-4-1.1)	15	33	46	177
Dealing Sched I, II, or III Cntrl Sub (35-48-4-2)	13	23	53	142
Dealing Sched IV Cntrl Sub (35-48-4-3)	0	0	0	2
Dealing Sched V Cntrl Sub (35-48-4-4)	0	0	0	0
Escape (35-44-3-5)	0	0	1	2
Failure to Deposit Public Fund (5-13-14-3)	0	0	0	0
Felon in Possession of a Firearm (35-47-4-5)	0	17	0	93
Human Sexual Trafficking (35-42-3.5)	0	0	0	0
Incest (35-46-1-3)	0	1	0	4
Misappr. of Insurance Escrow Funds (35-43-9-7B2)	0	0	0	0
Neglect of a Dependent (35-46-1-4)	2	2	10	7
Operating Machine Gun/Bomb (35-47-5-9)	0	0	0	0
Operating Vehicle Intoxicated/Death (9-30-5-5)	1	0	2	3
Possession of Cocaine or Narcotic Drug (35-48-4-6)	4	11	10	32
Possession Methamphetamine (35-48-4-6.1)	2	5	2	18
Possession Sched IV Cntrl Sub (35-48-4-7)	0	1	0	3
Prisoner Poss. Dang Device/Material (35-44-3-9.5)	0	0	0	1
Promoting Prostitution, under 18 (35-45-4-4)	0	0	0	0
Rape (35-42-4-1)	0	9	0	37
Resisting Law Enforcement (35-44-3-3)	0	1	0	1
Robbery (35-42-5-1)	3	62	14	292
Service Provider Misconduct (35-44-1-5)	0	0	0	0
Sexual Misconduct with a Minor (35-42-4-9)	0	29	2	119
Stalking (35-45-10-5)	0	0	0	0
Vicarious Sexual Gratification (35-42-4-5)	0	0	1	0
Voluntary Manslaughter (35-42-1-3)	0	1	0	5
Sub-Total	69	466	260	2,170

CLASS C OFFENSES:	THE NUMBER OF OFFENSES			
	This Month		This Calendar Year	
	<u>Female</u>	<u>Male</u>	<u>Female</u>	<u>Male</u>
Aiding, Inducing or Causing an Offense (35-41-2-4)	1	5	3	20
Altered/Counterfeit Lotto Ticket (4-30-14-3)	0	0	0	0
Armor Piercing Handgun Ammo (35-47-5-11)	0	0	0	0
Arson (35-43-1-1)	0	2	0	2
Assisting a Criminal (35-44-3-2)	0	1	2	7
Attempt to Commit a Felony (35-41-5-1)	0	6	1	48
Auto Theft, Receiving Stolen Parts (35-43-4-2.5)	0	9	2	42
Battery (35-42-2-1)	7	56	24	228
Battery by Bodily Waste (35-42-2-6)	0	0	0	0
Bribery (35-44-1-1)	0	1	1	1
Burglary (35-43-2-1)	1	92	12	413
Carrying Handgun w/o License (35-47-2-23)	0	15	1	78
Check Fraud (35-43-5-12)	0	0	0	1
Child Exploitation (35-42-4-4)	0	2	0	6
Child Molesting (35-42-4-3)	0	30	0	156
Child Solicitation (35-42-4-6)	0	0	0	6
Conspiracy (35-41-5-2)	0	2	4	22
Contribute to Delinquency (35-46-1-8)	0	0	0	0
Controlled Substance Registration (35-48-4-14)	1	1	5	2
Corrupt Business Influence (35-45-6-2)	1	1	6	10
Criminal Confinement (35-42-3-3)	0	2	0	19
Criminal Mischief (35-43-1-2)	0	2	0	3
Criminal Recklessness (35-42-2-2)	0	7	0	31
Dangerous Control of a Handgun (35-47-10-6)	0	0	0	0
Dangerous Possession of a Handgun (35-47-10-5)	0	0	0	0
Deadly Weapon-Aircraft (35-47-6-1)	0	0	0	0
Dealing Cocaine or Narcotic Drug (35-48-4-1)	0	1	0	1
Dealing Marijuana, Hash Oil, or Hashish (35-48-4-10)	0	1	1	22

CLASS C (Cont.)
THE NUMBER OF OFFENSES

	This Month		This Calendar Year	
	<u>Female</u>	<u>Male</u>	<u>Female</u>	<u>Male</u>
Dealing/Poss. Look-Alike Subs (35-48-4-4.6)	0	4	1	8
Dealing Sched IV Controlled Substance (35-48-4-3)	3	6	11	17
Dealing Sched V Controlled Substance (35-48-4-4)	0	0	0	0
Destroy Handgun I.D. (35-47-2-18)	0	1	0	2
Driving After Forfeiture (9-12-3-2)	0	0	0	0
Driving Intoxicated/Death (9-11-2-5)	0	0	2	2
Driving Suspended/Death (9-24-19-4)	0	0	0	0
Escape (35-44-3-5)	1	7	5	34
Explosive or Flammable Substance (35-47-5-1)	0	0	0	0
Failure to Register as a Sex Offender (5-2-12-9)	0	9	3	37
Failure to Stop Accident/Death (9-26-1-8)	1	0	1	1
Felon in Possession of a Firearm (35-47-4-5)	0	0	1	3
Feticide (35-42-1-6)	0	0	0	0
Firearm w/in One Mile of School (35-47-2-1)	0	6	0	32
Forged Prescription (16-6-8-3)	0	0	0	0
Forgery (35-43-5-2)	29	72	115	260
Fraud on Financial Institution (35-43-5-8)	4	3	7	22
Gang Intimidation (35-45-9-4)	0	0	0	0
Handgun Violation (35-47-2-7)	0	2	0	3
Home Improvement Fraud (35-43-6-13)	0	0	0	0
Incest (35-46-1-3)	0	0	0	10
Inmate Fraud (35-43-5-20)□	0	0	0	1
Insurance Fraud (35-43-5-4.5)	0	0	1	0
Interference with Medical Services (35-42-2-8)	0	0	1	0
Intimidation (35-45-2-1)	0	3	2	26
Involuntary Manslaughter (35-42-1-4)	0	0	0	2
Loan Sharking (35-45-7-2)	0	0	0	0
Misappropriated Insurance Funds (35-43-9-7B1)	0	0	0	0
Money Laundering (35-45-15-5)	0	0	0	0
Neglect of a Dependent (35-46-1-4)	4	6	15	13
Non-Support of Dependent Child (35-46-1-5)	0	7	3	48
Obliterating Handgun I.D. (35-47-2-18)	0	0	0	0
Operating Vehicle-Habitual Violation (9-30-10-16)	0	0	0	0
Operating Vehicle w/Lifetime Suspension (9-30-10-17)	2	38	9	172
Operating Vehicle Intoxicated/Death (9-30-5-5)	0	0	0	1
Operating Vehicle Intoxicated/Injury (9-30-5-4)	0	0	0	3
Operating Vehicle-Schedule 1/Death (35-48-2-4)	0	0	0	0
Operating Vehicle Intoxicated/Minor present (9-30-5-3)	0	0	0	2
Permitting Child to Possess Firearm (35-47-10-7)	0	0	0	0
Possession of Cocaine or Narcotic Drug (35-48-4-6)	1	24	6	98
Possession of Controlled Substance (35-48-4-7)	2	9	14	32
Possession of Marijuana (35-48-4-11)	0	0	0	1
Possession of Precursors (35-48-4-14.5)	1	1	2	11
Possession/Use Legend Drug (16-42-19-27)	0	0	2	0
Possession of Legend Drug by Fraud (16-42-19-16)	2	0	2	0
Possession - Destruct Device (35-47.5-5-2)	0	1	0	1
Possession - Explosives/Convicted Felon (35-47.5-5-3)	0	0	0	0
Possession - Machine Gun or Bomb (35-47-5-8)	0	0	0	0
Possession Methamphetamine (35-48-4-6.1)	2	3	7	21
Possession - Sawed-Off Shotgun (35-47-5-4.1)	0	0	0	0
Promoting Prostitution (35-45-4-4)	0	0	1	1
Prisoner Poss. Dang Device/Material (35-44-3-9.5)	0	1	0	3
Reckless Homicide (35-42-1-5)	0	3	1	12
Reckless Driving Workzone Death (9-21-8-56)	0	0	0	0
Remove/Alter Original VIN # (9-18-8-12)	0	0	0	0
Resisting Law Enforcement (35-44-3-3)	0	1	0	3
Robbery (35-42-5-1)	2	27	8	145
Security Sale Fraud (23-2-1-12)	0	0	0	0
Sexual Battery (35-42-4-8)	0	0	0	0
Sexual Misconduct with a Minor (35-42-4-9)	0	15	2	58
Stalking (35-45-10-5)	0	5	0	15
Theft, Receiving Stolen Property (35-43-4-2)	3	1	5	6
Trafficking with an Inmate (35-44-3-9)	1	2	5	6
Transfer Contaminated Bodily Fluid (35-42-1-7)	0	0	0	0
Unlawfully Transacting Business as an Agent (23-2-1-8)	0	0	0	0
Vicarious Sexual Gratification (35-42-4-5)	0	1	0	1
Violation of Custody Order (35-42-3-4)	0	0	0	0
Welfare Fraud (35-43-5-7)	0	0	3	0
Sub-Total	69	494	297	2,231

CLASS D OFFENSES:	THE NUMBER OF OFFENSES			
	This Month		This Calendar Year	
	<u>Female</u>	<u>Male</u>	<u>Female</u>	<u>Male</u>
Abuse of a Corpse (35-45-11-2)	0	0	0	0
Accident/Failure to Stop (9-4-1-40)	0	0	0	1
Accident/Failure to Stop-Serious Inj/Death (9-26-1-8)	0	0	0	1
Aiding, Inducing or Causing an Offense (35-41-2-4)	1	3	2	17
Aid-Manufacture of Schedule 2 (35-48-4-2)	0	0	0	0
Animal Fight Contest (35-46-3-9)	0	0	0	0
Arson (35-43-1-1)	0	2	0	8
Assisting a Criminal (35-44-3-2)	0	3	4	12
Attempt to Commit a Felony (35-41-5-1)	2	14	15	82
Auto Theft, Receiving Stolen Parts (35-43-4-2.5)	4	20	16	124
Battery (35-42-2-1)	2	36	14	121
Battery by Bodily Waste (35-42-2-6)	0	5	4	24
Battery on Law Enforcement (35-42-2-1)	1	1	2	6
Bigamy (35-46-1-2)	0	0	0	0
Burglary (35-43-2-1)	2	0	2	1
Causing Suicide (35-42-1-2)	0	0	0	0
Cemetery Mischief (35-43-1-2.1)	0	0	0	0
Cheating at Gambling (4-33-10-2)	0	0	0	0
Check Deception (35-43-5-5)	0	0	0	0
Check Fraud (35-43-5-12)	1	3	3	22
Child Exploitation (35-42-4-4)	0	1	0	3
Child Molesting (35-42-4-3)	0	0	0	0
Child Pornography (35-42-4-4)	0	0	0	6
Child Seduction (35-42-4-7)	0	3	0	6
Child Solicitation (35-42-4-6)	0	4	0	7
Computer Tampering (35-43-1-4)	0	0	0	0
Conflict of Interest (35-44-1-3)	0	0	0	0

CLASS D (Cont.)
THE NUMBER OF OFFENSES

	This Month		This Calendar Year	
	<u>Female</u>	<u>Male</u>	<u>Female</u>	<u>Male</u>
Conspiracy (35-41-5-2)	0	4	0	14
Controlled Substance Registration (35-48-4-14)	3	3	16	11
Conversion (35-43-4-3)	0	0	0	0
Criminal Confinement (35-42-3-3)	0	15	4	68
Criminal Deviate Conduct (35-42-4-2)	0	0	0	0
Criminal Gang Activity (35-45-9-3)	1	0	1	4
Criminal Mischief (35-43-1-2)	0	6	0	11
Criminal Recklessness (35-42-2-2)	2	14	8	78
Criminal Trespass (35-43-2-2)	1	7	4	25
Cruelty to Animals (35-46-3-12)	0	1	0	1
Cultivation of Marijuana (35-48-4-1)	0	2	1	2
Dealing Counterfeit Substance (35-48-4-5)	0	0	0	1
Dealing Marijuana, Hash Oil, or Hashish (35-48-4-10)	0	13	1	37
Dealing Paraphernalia (35-48-4-8.2)	0	0	0	0
Dealing Sched V Controlled Substance (35-48-4-4)	0	0	0	0
Dealing Subs. Represent as Cntrl'd Subs. (35-48-4-4.5)	0	0	0	0
Dealing - Sawed-Off Shotgun (35-47-5-4.1)	0	2	0	2
Disorderly Conduct (35-45-1-3)□	0	0	0	1
Disposal Dead Animal (15-17-11-20)	0	0	0	0
Dispose Solid Waste (13-30-2-1)	0	0	0	0
Dissemination of Matter Harmful to Minor (35-49-3-3)	0	0	0	4
Domestic Battery (35-42-2-1.3)	1	37	5	157
Driving While Intoxicated (9-11-2-3)	2	14	13	87
Driving While Intoxicated/Injury (9-11-2-4)	0	0	0	0
Driving While Suspended/Oper Veh HTV (9-30-19-16)	0	4	2	12
Driving While Suspended/Restricted (9-24-18-5)	0	1	0	1
Dump Controlled Substance Waste (38-48-4-4.1)	0	1	0	2
Exploit Endangered Adult (35-46-1-12)	1	1	1	1
Failure to Appear (35-44-3-6)	0	0	2	7
Failure to Register as a Sex Offender (5-2-12-9)	0	18	0	87
Failure to Remit Money (6-3-4-8)	0	0	0	0
Failure to Remit Sales Tax (6-2.5-9-3)	0	1	0	1
Failure to Return to Lawful Detention (35-44-3-5)	7	20	23	112
Fail to Stop Accident w/Injury (9-26-1-1)	0	1	0	4
Failure to Warn Comm Disease (35-42-1-9)	0	1	0	8
False Reporting (35-44-2-2)	0	0	0	2
Forged Prescription (16-6-8-3)	0	0	0	0
Forgery (35-43-5-2)	1	0	2	8
Fraud (35-43-5-4)	9	7	28	33
Fraud on Financial Institution (35-43-5-8)	0	0	1	0
Ghost Employment (35-44-2-4)	0	0	0	1
Handgun Violation (35-47-2-1)	0	1	0	1
Hazardous Waste Activities (13-30-6-3)	0	0	0	0
Home Improvement Fraud (35-43-6-12)	0	1	0	2
Home Improvement Fraud/Enhanced (35-43-6-13)	0	0	0	0
Identity Deception (35-43-5-3.5)	0	4	10	22
Illegal Possession of Firearm - Prior Felon (35-47-4-4)	0	0	0	0
Illegal Possession of VIN Plate (9-18-8-15)	0	0	0	0

CLASS D (Cont.)

THE NUMBER OF OFFENSES

	This Month		This Calendar Year	
	<u>Female</u>	<u>Male</u>	<u>Female</u>	<u>Male</u>
Impersonation of a Public Servant (35-44-2-3)	0	0	0	4
Incest (35-46-1-3)	0	0	0	0
Income Tax Evasion (6-3-6-11)	0	0	0	0
Intimidation (35-45-2-1)	1	27	3	99
Invasion of Privacy (35-46-1-15.1)	1	8	1	28
Involuntary Manslaughter (35-42-1-4)	0	0	0	0
Leaving Scene of Accident (9-4-1-42)	0	0	0	0
Loan Sharking (35-45-7-2)	0	0	0	0
Maintaining a Common Nuisance (35-48-4-13)	14	17	26	80
Manufacture Paraphernalia (35-48-4-8.1)	0	0	0	1
Medicaid Fraud (35-43-5-7.1)	0	0	0	0
Money Laundering (35-45-15-5)	0	0	0	1
Moving Body from Scene of Death (36-2-14-17)	0	0	1	0
Neglect of a Dependent (35-46-1-4)	7	4	29	25
Non-Support of a Child (35-46-1-5)	2	10	3	59
Non-Support of a Spouse (35-46-1-6)	0	0	0	0
Obscene Performance (35-49-3-2)	0	0	0	0
Obstruction of Justice (35-44-3-4)	1	2	5	11
Odometer Tampering (9-19-9-2)	0	0	0	0
Official Misconduct (5-13-14-3)	0	1	0	1
Operating Vehicle-Habitual Violation (9-30-10-16)	4	22	17	112
Operating Vehicle Intoxicated (9-11-2-3)	0	0	0	1
Operating Vehicle Intoxicated-Contrlld Sub (9-30-5-1)	0	2	0	6
Operating Vehicle Intoxicated-Endanger (9-30-5-2)	4	36	30	124
Operating Vehicle Intoxicated-Injury (9-22-2-4)	0	4	0	8
Operating Vehicle Intoxicated-Prior (9-30-5-3)	20	57	67	285
Operating Vehicle Intoxicated-Serious Injury (9-30-5-4)	0	0	0	0
Perjury (35-44-2-1)	0	0	1	2
Pointing a Firearm (35-47-4-3)	0	5	0	16
Poisoning (35-45-3-1)	0	0	0	0
Possession of Anabolic Steroid (IC 16-42-19-19)	0	0	0	1
Possession of Cocaine or Narcotic Drug (35-48-4-6)	9	44	40	178
Possession of Controlled Substance (35-48-4-7)	25	48	82	239
Possession of Controlled Substance Tax (6-7-3-11)	0	0	0	11
Poss. of Marijuana, Hash Oil, or Hashish (35-48-4-11)	5	64	13	239
Possession of Methamphetamine (35-48-4-6.1)	11	24	25	52
Possession of Marijuana Subst Tax (6-7-3-11)	0	7	0	8
Possession of Methamp Subst Tax (6-7-3-11-B)	1	0	26	80
Possession of Paraphernalia (35-48-4-8.3)	3	3	18	33
Possession of Precursors (35-48-4-14.5)	7	10	14	61
Possession of Presc/Aleg Drug (35-48-3-9)	2	1	12	14
Possession/Use of Legend Drug (16-42-19-13)	1	2	2	8
Possession - Firearm-School Property (35-47-9-2)	0	0	0	2
Possession - Handgun w/o License (35-47-2-23)	0	0	0	0
Possession - Sawed-Off Shotgun (35-47-5-4.1)	0	0	0	1
Possession - Syringe/Needle (16-42-19-18)	3	2	8	25
Possession Vehicle w/Altered or Removed ID (9-1-5-1)	0	0	0	0
Prescription Fraud (35-43-5-1)	1	0	1	1
Profiting from Adoption (35-46-1-9)	0	1	0	1
Promoting Professional Gambling (35-45-5-4)	0	0	0	0
Prostitution (35-45-4-2)	4	0	31	2

CLASS D (Cont.)**THE NUMBER OF OFFENSES**

	This Month		This Calendar Year	
	<u>Female</u>	<u>Male</u>	<u>Female</u>	<u>Male</u>
Public Indecency (35-45-4-1)	0	1	1	5
Public Intoxication (7-15-1-3)	0	0	0	0
Rape (35-42-4-1)	0	0	0	0
Residential Entry (35-43-2-1.5)	1	23	6	117
Resisting Law Enforcement (35-44-3-3)	4	51	16	238
Rioting (35-45-1-2)	0	0	0	0
Sale, Dist, or Exhibit of Obscene Material (35-49-3-1)	0	0	0	0
Sale of Legend Drug (16-42-19-11)	0	0	1	0
Sexual Battery (35-42-4-8)	0	14	0	45
Sexual Misconduct (35-44-1-5)	0	0	0	3
Sexual Misconduct with a Minor (35-42-4-9)	0	0	2	4
Sex Offender Residency Restrictions (35-42-4-11)	0	1	0	6
Sex Offender without Identification (11-8-8-15)	0	2	0	4
Stalking (35-45-10-5)	0	2	1	5
Strangulation (35-42-2-9)	1	15	2	77
Theft, Receiving Stolen Property (35-43-4-2)	85	333	339	1336
Trafficking with an Inmate (35-44-3-9)	0	0	0	0
Unlawful Delivery of Confiscated Firearm (35-47-3-4)	0	0	0	0
Unlawful Use of Body Armor (35-47-5-13)	0	0	0	2
Unlawful Use of Stun Gun (35-47-8-5)	0	0	0	0
Use of Stun Gun (35-47-8-5)	0	0	0	0
Uttering Forged Prescription (16-42-19-26)	0	0	0	0
Vicarious Sexual Gratification (35-42-4-5)	0	0	0	3
Violation-1935 Firearms (35-47-5-4.1)	0	2	0	2
Violation of Custody Order (35-42-3-4)	0	0	0	1
Violation of Fuel Statute (6-6-4.1-18)	0	0	0	0
Visit Place Unlawfully Selling Alcohol (7.1-5-10-21)	0	0	0	0
Vote in Other Precinct (3-14-2-11)	0	0	0	0
Voyeurism (35-45-4-5)	0	0	0	3
Welfare Fraud (35-43-5-7)	<u>1</u>	<u>0</u>	<u>1</u>	<u>0</u>
Sub-Total	259	1,119	1,008	4,918

HABITUAL OFFENSES:

Habitual Offender (35-50-2-8)	0	1	0	3
Habitual Offender Controlled Substance (35-50-2-10)	0	0	0	0
Habitual Offender Substance Abuse (35-50-2-10)	0	1	1	13
Habitual Offender Traffic Laws (9-30-10-4)	<u>0</u>	<u>1</u>	<u>0</u>	<u>1</u>
Sub-Total	0	3	1	17

GRAND TOTAL NUMBER OF OFFENSES	402	2,146	1,591	9,641
---------------------------------------	------------	--------------	--------------	--------------

Note: Offense data may not be available for all offenders at the time this table was prepared.

The original committing offenses for technical parole violators and technical Community Transition Program violators are reported on this table.

Source: SAS - admoffenses7.pgm

Indiana Department of Correction
Table 10
The Number of Felons by Most Serious Offense
Committed to the Indiana Department of Correction
May 2012

MOST SERIOUS OFFENSE - (Citation Code)	THE NUMBER OF FELONS			
	This Month		This Calendar Year	
	<u>Female</u>	<u>Male</u>	<u>Female</u>	<u>Male</u>
MURDER (35-42-1-1)	<u>0</u>	<u>9</u>	<u>0</u>	<u>35</u>
Sub-Total	0	9	0	35
CLASS A OFFENSES:				
Aiding, Inducing or Causing an Offense (35-41-2-4)	0	0	0	0
• Burglary	0	0	0	0
• Child Molesting	0	0	0	1
• Dealing Cocaine or Narcotic Drug	0	0	0	0
• Dealing Methamphetamine	0	0	0	0
• Murder	0	0	0	1
• Robbery	0	0	0	1
• Voluntary Manslaughter	0	0	0	0
Arson (35-43-1-1)	0	0	0	1
Attempt to Commit a Felony (35-41-5-1)	0	0	0	0
• Battery	0	0	0	0
• Burglary	0	0	0	0
• Child Molesting	0	0	0	3
• Dealing Methamphetamine	0	0	0	0
• Murder	0	4	1	13
• Rape	0	0	0	0
• Residential Entry	0	0	0	0
• Robbery	0	1	1	2
• Theft, Receiving Stolen Property	0	0	0	0
• Voluntary Manslaughter	0	0	0	0
Battery (35-42-2-1)	0	1	1	2
Battery Bodily Waste (35-42-2-6)	0	0	0	0
Battery Child w/Death (35-42-2-1(5))	0	0	0	0
Burglary (35-43-2-1)	0	1	0	9
Child Molesting (35-42-4-3)	0	9	1	55
Conspiracy (35-41-5-2)	0	0	0	0
• Arson	0	0	0	0
• Burglary	0	0	0	0
• Carjacking	0	0	0	0
• Child Molesting	0	0	0	0
• Dealing Cocaine or Narcotic Drug	0	0	0	1
• Dealing Methamphetamine	0	0	0	0
• Forgery	0	0	0	0
• Kidnapping	0	0	0	1
• Murder	0	0	0	2
• Robbery	0	0	0	1
Criminal Deviate Conduct (35-42-4-2)	0	0	1	1
Dealing Cocaine or Narcotic Drug (35-48-4-1)	3	9	10	40
Dealing Methamphetamine (35-48-4-1.1)	2	4	5	17
Dealing Sched I, II, or III Cntrl'd Sub (35-48-4-2)	0	1	2	2
Fail to Stop Accident w/Injury (9-26-1-1)	0	0	0	0
Kidnapping (35-42-3-2)	0	1	0	2
Neglect of a Dependent/Death (35-46-1-4)	0	0	1	0
Possession of Cocaine or Narcotic Drug (35-48-4-6)	0	2	0	6
Possession of Methamphetamine (35-48-4-6.1)	0	0	0	2
Rape (35-42-4-1)	0	2	0	14
Robbery (35-42-5-1)	0	1	0	8
Sexual Misconduct with a Minor (35-42-4-9)	0	0	0	0
Vicarious Sexual Gratification (35-42-4-5)	0	0	0	0
Voluntary Manslaughter (35-42-1-3)	0	0	2	11
Sub-Total	5	36	25	196

CLASS B OFFENSES:	THE NUMBER OF FELONS			
	This Month		This Calendar Year	
	Female	Male	Female	Male
Accident/Failure to Stop-Serious Inj/Death (9-26-1-8)	0	0	0	3
Aggravated Battery (35-42-2-1.5)	0	10	4	42
Aiding, Inducing or Causing an Offense (35-41-2-4)	0	0	0	0
• Aggravated Battery	0	0	0	0
• Arson	0	0	0	1
• Burglary	0	0	1	9
• Carjacking	0	0	0	0
• Dealing Cocaine or Narcotic Drug	0	2	0	2
• Dealing Methamphetamine	0	0	1	3
• Dealing Sched I, II, or III Cntrl'd Sub	0	0	0	1
• Possession of Cocaine or Narcotic Drug	0	0	0	0
• Possession of Methamp Subst Tax	0	0	0	0
• Rape	0	0	0	0
• Robbery	0	1	0	6
• Sexual Misconduct with a Minor	0	0	0	0
Arson (35-43-1-1)	0	5	4	23
Attempt to Commit a Felony (35-41-5-1)	0	0	0	0
• Aggravated Battery	0	0	0	2
• Arson	0	0	1	1
• Battery	0	0	0	1
• Burglary	0	1	0	2
• Carjacking	0	0	0	2
• Child Molesting	0	0	0	1
• Criminal Confinement	0	0	0	0
• Criminal Deviate Conduct	0	0	0	3
• Dealing Cocaine or Narcotic Drug	0	0	1	1
• Dealing Methamphetamine	1	1	2	4
• Dealing Sched I, II, or III Cntrl'd Sub	0	0	0	0
• Escape	0	0	0	0
• Incest	0	0	0	0
• Murder	0	0	0	0
• Rape	0	0	0	0
• Robbery	1	3	2	8
• Sexual Misconduct with a Minor	0	0	0	1
• Voluntary Manslaughter	0	0	0	0
Battery (35-42-2-1)	1	1	5	7
Battery by Bodily Waste (35-42-2-6)	0	0	0	0
Burglary (35-43-2-1)	9	72	31	324
Carjacking (35-42-5-2)	1	3	2	13
Causing Suicide (35-42-1-2)	0	0	0	0
Child Molesting (35-42-4-3)	1	25	1	87
Conspiracy (35-41-5-2)	0	0	0	0
• Aggravated Battery	0	0	0	0
• Arson	0	0	0	0
• Burglary	1	2	2	5
• Dealing Cocaine or Narcotic Drug	0	4	0	16
• Dealing Methamphetamine	3	6	8	18
• Dealing Sched I, II, or III Cntrl'd Sub	0	2	4	7
• Murder	0	0	0	0
• Possess Cocaine or Narcotic Drug	0	0	1	0
• Robbery	0	0	3	9
Consumer Product Tampering (35-45-8-1)	0	0	0	0
Criminal Confinement (35-42-3-3)	0	1	1	18
Criminal Deviate Conduct (35-42-4-2)	0	3	0	14
Dangerous Control of a Handgun (35-47-10-6)	0	0	7	0
Dealing Cocaine or Narcotic Drug (35-48-4-1)	4	67	24	291
Dealing Methamphetamine (35-48-4-1.1)	12	29	39	159
Dealing Sched I, II, or III Cntrl'd Sub (35-48-4-2)	11	19	44	117
Dealing Sched IV Cntrl'd Sub (35-48-4-3)	0	0	0	1
Dealing Sched V Cntrl'd Sub (35-48-4-4)	0	0	0	0
Escape (35-44-3-5)	0	0	1	2
Failure to Deposit Public Fund (5-13-14-3)	0	0	0	0
Felon in Possession of a Firearm (35-47-4-5)	0	15	0	71
Human Sexual Trafficking (35-42-3.5)	0	0	0	0
Incest (35-46-1-3)	0	0	0	3
Misappr. of Insurance Escrow Funds (35-43-9-7B2)	0	0	0	0
Neglect of a Dependent (35-46-1-4)	2	2	8	5
Operating Machine Gun/Bomb (35-47-5-9)	0	0	0	0
Operating Vehicle Intoxicated/Death (9-30-5-5)	1	0	2	2
Possession of Cocaine or Narcotic Drug (35-48-4-6)	4	6	9	26
Possession Methamphetamine (35-48-4-6.1)	2	4	2	16
Possession Sched IV Cntrl'd Sub (35-48-4-7)	0	1	0	3
Prisoner Poss. Dang. Device/Material (35-44-3-9.5)	0	0	0	1
Promoting Prostitution, under 18 (35-45-4-4)	0	0	0	0
Rape (35-42-4-1)	0	7	0	28
Resisting Law Enforcement (35-44-3-3)	0	0	0	0
Robbery (35-42-5-1)	3	49	12	214
Sexual Misconduct with a Minor (35-42-4-9)	0	19	2	77
Service Provider Misconduct (35-44-1-5)	0	0	0	0
Stalking (35-45-10-5)	0	0	0	0
Vicarious Sexual Gratification (35-42-4-5)	0	0	1	0
Voluntary Manslaughter (35-42-1-3)	0	1	0	5
Sub-Total	57	361	225	1,655

CLASS C OFFENSES:	THE NUMBER OF FELONS			
	This Month		This Calendar Year	
	Female	Male	Female	Male
Aiding, Inducing or Causing an Offense (35-41-2-4)	0	0	0	0
• Aggravated Battery	0	0	0	0
• Battery	0	1	0	2
• Burglary	0	1	1	2
• Criminal Confinement	0	0	0	0
• Criminal Recklessness	0	0	0	0
• Dealing Cocaine or Narcotic Drug	0	0	0	0
• Dealing Marijuana	0	0	0	0
• Dealing a Schedule IV Substance	0	0	0	0
• Escape	0	0	0	0
• Forgery	0	0	0	1
• Fraud on Financial Institution	0	0	0	0
• Intimidation	0	0	0	0
• Possession of Coke/Narcotics	0	0	0	0
• Possession of Precursors	0	0	0	0
• Possession of a Schedule V Substance	0	0	0	0
• Reckless Homicide	0	0	0	0
• Robbery	1	1	2	7
• Security Sale Fraud	0	0	0	0
• Sexual Misconduct with a Minor	0	0	0	0
• Trafficking with an Inmate	0	0	0	1
Altered/Counterfeit Lotto Ticket (4-30-14-3)	0	0	0	0
Armor Piercing Handgun Ammo (35-47-5-11)	0	0	0	0
Arson (35-43-1-1)	0	1	0	1
Assisting a Criminal (35-44-3-2)	0	1	1	7
Attempt to Commit a Felony (35-41-5-1)	0	0	0	0
• Aggravated Battery	0	0	0	0
• Arson	0	0	0	0
• Auto Theft, Receiving Stolen Parts	0	0	0	0
• Battery	0	2	0	4
• Burglary	0	1	0	6
• Child Exploitation	0	0	0	2
• Child Molesting	0	0	0	0
• Controlled Substance Regist	0	0	0	0
• Criminal Confinement	0	0	0	0
• Criminal Deviate Conduct	0	0	0	0
• Dealing Cocaine or Narcotic Drug	0	0	0	0
• Dealing Marijuana/Hash	0	0	0	0
• Dealing Meth	0	0	0	0
• Dealing Sched I, II, or III Cntrlr Sub	0	0	0	0
• Disarming a Law Enforcement Officer	0	0	0	1
• Forged Prescription	0	0	0	1
• Escape	0	0	0	1
• Forgery	0	0	0	1
• Fraud on Financial Institution	0	0	0	0
• Incest	0	0	0	0
• Murder	0	0	0	0
• Possession of Cocaine or Narcotic Drug	0	0	0	0
• Possession of a Controlled Substance	0	0	0	0
• Possession/Use of Legend Drug	0	0	0	0
• Rape	0	0	0	0
• Robbery	0	2	0	9
• Sexual Misconduct with a Minor	0	0	0	2
• Trafficking with an Inmate	0	0	1	0
Auto Theft, Receiving Stolen Parts (35-43-4-2.5)	0	6	2	32
Battery (35-42-2-1)	7	44	19	174
Battery by Bodily Waste (35-42-2-6)	0	0	0	0
Bribery (35-44-1-1)	0	0	1	0
Burglary (35-43-2-1)	1	64	10	285
Carrying Handgun w/o License (35-47-2-23)	0	10	1	56
Causing Suicide (35-42-1-2)	0	0	0	0
Check Fraud (35-43-5-12)	0	0	0	1
Child Exploitation (35-42-4-4)	0	1	0	2
Child Molesting (35-42-4-3)	0	19	0	100
Child Solicitation (35-42-4-6)	0	0	0	4
Conspiracy (35-41-5-2)	0	0	0	0
• Aggravated Battery	0	0	0	0
• Arson	0	0	0	0
• Battery	0	0	1	1
• Bribery	0	0	0	0
• Burglary	0	1	0	2
• Criminal Recklessness	0	0	0	1
• Dealing Cocaine or Narcotic Drug	0	0	0	0
• Dealing a Look-alike Substance	0	0	0	1
• Dealing a Schedule IV Substance	0	0	0	1
• Dealing Marijuana/Hash	0	0	0	2
• Forgery	0	0	1	1
• Fraud on Financial Institution	0	0	0	0
• Insurance Fraud	0	0	0	0
• Murder	0	0	0	0
• Possession of Cocaine or Narcotic Drug	0	0	0	0
• Possession of Precursors	0	0	0	0
• Robbery	0	1	0	4
• Trafficking with an Inmate	0	0	0	1
• Welfare Fraud	0	0	0	0
Contribute to Delinquency (35-46-1-8)	0	0	0	0
Controlled Substance Registration (35-48-4-14)	1	0	4	0
Corrupt Business Influence (35-45-6-2)	1	1	6	8
Criminal Confinement (35-42-3-3)	0	1	0	13
Criminal Mischief (35-43-1-2)	0	0	0	0
Criminal Recklessness (35-42-2-2)	0	5	0	23
Dangerous Control of a Handgun (35-47-10-6)	0	0	0	0
Dangerous Possession of a Handgun (35-47-10-5)	0	0	0	0
Deadly Weapon-Aircraft (35-47-6-1)	0	0	0	0

CLASS C (Cont.)**THE NUMBER OF FELONS**

	This Month		This Calendar Year	
	<u>Female</u>	<u>Male</u>	<u>Female</u>	<u>Male</u>
Dealing Cocaine or Narcotic Drug (35-48-4-1)	0	1	0	1
Dealing Marijuana, Hash Oil, or Hashish (35-48-4-10)	0	1	1	18
Dealing/Poss Look-Alike Subs (35-48-4-4.6)	0	3	1	6
Dealing Sched IV Controlled Substance (35-48-4-3)	3	3	7	12
Dealing Sched V Controlled Substance (35-48-4-4)	0	0	0	0
Destroy Handgun I.D. (35-47-2-18)	0	0	0	0
Driving After Forfeiture (9-12-3-2)	0	0	0	0
Driving Intoxicated/Death (9-11-2-5)	0	0	2	2
Driving Suspended/Death (9-24-19-4)	0	0	0	0
Escape (35-44-3-5)	1	3	4	17
Explosive or Flammable Substance (35-47-5-1)	0	0	0	0
Failure to Register as a Sex Offender (5-2-12-9)	0	6	2	30
Failure to Stop Accident/Death (9-26-1-8)	1	0	1	1
Felon in Possession of a Firearm (35-47-4-5)	0	0	1	3
Feticide (35-42-1-6)	0	0	0	0
Firearm w/in One Mile of School (35-47-2-1)	0	2	0	20
Forged Prescription (16-6-8-3)	0	0	0	0
Forgery (35-43-5-2)	22	38	76	151
Fraud on Financial Institution (35-43-5-8)	1	2	4	8
Gang Intimidation (35-45-9-4)	0	0	0	0
Handgun Violation (35-47-2-7)	0	0	0	1
Home Improvement Fraud (35-43-6-13)	0	0	0	0
Incest (35-46-1-3)	0	0	0	6
Inmate Fraud (35-42-5-20)	0	0	0	1
Interference with Medical Services (35-42-2-8)	0	0	1	0
Intimidation (35-45-2-1)	0	2	2	16
Involuntary Manslaughter (35-42-1-4)	0	0	0	2
Loan Sharking (35-45-7-2)	0	0	0	0
Misappropriated Insurance Funds (35-43-9-7B1)	0	0	0	0
Money Laundering (35-45-15-5)	0	0	0	0
Neglect of a Dependent (35-46-1-4)	2	1	7	4
Non-Support of Dependent Child (35-46-1-5)	0	6	3	43
Obliterating Handgun I.D. (35-47-2-18)	0	0	0	0
Operating Vehicle w/Lifetime Suspension (9-30-10-17)	1	32	7	139
Operating Vehicle Intoxicated/Death (9-30-5-5)	0	0	0	1
Operating Vehicle-Habitual Violation (9-30-10-16)	0	0	0	0
Operating Vehicle Intoxicated/Injury (9-30-5-4)	0	0	0	2
Operating Vehicle Intox.-w/ Minor & Prior (9-30-5-3)	0	0	0	1
Operating Vehicle-Schedule 1/Death (35-48-2-4)	0	0	0	0
Permitting Child to Possess Firearm (35-47-10-7)	0	0	0	0
Possession of Cocaine or Narcotic Drug (35-48-4-6)	1	14	6	55
Possession of Controlled Substance (35-48-4-7)	2	7	8	24
Possession of Marijuana (35-48-4-11)	0	0	0	1
Possession of Methamphetamine (35-48-4-6.1)	2	3	6	15
Possession of Precursors (35-48-4-14.5)	0	0	1	7
Possession of Legend Drug by Fraud (16-42-19-16)	1	0	2	0
Possession/Use Legend Drug (16-42-19-27)	0	0	0	0
Possession - Destruct Device (35-47.5-5-2)	0	1	0	1
Possession - Explosives/Convicted Felon (35-47.5-5-3)	0	0	0	0
Possession - Machine Gun or Bomb (35-47-5-8)	0	0	0	0
Possession - Sawed-Off Shotgun (35-47-5-4.1)	0	0	0	0
Promoting Prostitution (35-45-4-4)	0	0	1	1
Prisoner Poss Dang Device/Material (35-44-3-9.5)	0	0	0	1
Reckless Homicide (35-42-1-5)	0	3	0	9
Reckless Driving Workzone Death (9-21-8-56)	0	0	0	0
Remove/Alter Original VIN # (9-18-8-12)	0	0	0	0
Resisting Law Enforcement (35-44-3-3)	0	1	0	3
Robbery (35-42-5-1)	2	19	7	113
Security Sale Fraud (23-2-1-12)	0	0	0	0
Sexual Battery (35-42-4-8)	0	0	0	0
Sexual Misconduct with a Minor (35-42-4-9)	0	11	1	45
Stalking (35-45-10-5)	0	5	0	14
Theft, Receiving Stolen Property (35-43-4-2)	2	1	3	4
Trafficking with an Inmate (35-44-3-9)	1	2	5	4
Transfer Contaminated Bodily Fluid (35-42-1-7)	0	0	0	0
Unlawful Transaction as Agent (23-2-1-8)	0	0	0	0
Vicarious Sexual Gratification (35-42-4-5)	0	0	0	0
Violation of Custody Order (35-42-3-4)	0	0	0	0
Welfare Fraud (35-43-5-7)	0	0	3	0
Sub-Total	53	330	212	1,542

CLASS D OFFENSES:	THE NUMBER OF FELONS			
	This Month		This Calendar Year	
	Female	Male	Female	Male
Abuse of a Corpse (35-45-11-1)	0	0	0	0
Accident/Failure to Stop (9-4-1-40)	0	0	0	1
Accident/Failure to Stop-Serious Inj/Death (9-26-1-8)	0	0	0	1
Aiding, Inducing or Causing an Offense (35-41-2-4)	0	0	0	0
• Aggravated Battery	0	0	0	0
• Arson	0	0	0	0
• Auto Theft, Receiving Stolen Parts	1	0	1	0
• Battery	0	0	0	0
• Burglary	0	0	0	0
• Carjacking	0	0	0	0
• Controlled Substance Registration	0	0	0	0
• Criminal Recklessness	0	0	0	0
• Dealing Cocaine or Narcotic Drug	0	0	0	0
• Dealing Sched I, II, or III Cntrl'd Sub	0	0	0	0
• Escape	0	0	0	0
• Forgery	0	0	0	0
• Mischief	0	0	0	1
• Possession of Controlled Substance	0	0	0	0
• Possession of Marijuana/Hash	0	1	0	1
• Prescription Fraud	0	0	0	0
• Residential Entry	0	0	0	2
• Robbery	0	0	0	0
• Theft, Receiving Stolen Property	0	1	0	6
• Trafficking with an Inmate	0	0	0	0
Aid-Manufacture of Schedule 2 (35-48-4-2)	0	0	0	0
Animal Fight Contest (35-46-3-9)	0	0	0	0
Arson (35-43-1-1)	0	1	0	5
Assisting a Criminal (35-44-3-2)	0	1	3	7
Attempt to Commit a Felony (35-41-5-1)	0	0	0	0
• Aggravated Battery	0	0	0	0
• Arson	0	0	0	0
• Auto Theft, Receiving Stolen Parts	0	1	0	2
• Battery	0	0	0	0
• Battery with Bodily Waste	0	0	0	0
• Burglary	0	0	0	0
• Check Fraud	0	0	0	2
• Child Exploitation	0	0	0	0
• Child Molesting	0	0	0	0
• Controlled Substance Registration	0	0	1	2
• Criminal Confinement	0	1	0	1
• Cultivation of Marijuana	0	0	0	0
• Dealing Cocaine or Narcotic Drug	0	0	0	0
• Criminal Deviate Behavior	0	0	0	0
• Dealing Methamphetamine	0	0	0	0
• Dealing Sched I, II, or III Cntrl'd Sub	0	0	0	0
• Escape	0	0	0	0
• Forgery	0	0	0	0
• Fraud	0	0	0	2
• Murder	0	0	0	0
• Obstruction of Justice	0	0	0	0
• Possession of Cocaine or Narcotic Drug	0	0	0	0
• Possession of Controlled Substance	0	0	0	0
• Possession of Marijuana/Hash	0	0	0	1
• Possession of Methamp Substance Tax	0	0	0	1
• Possession of Controlled Substance Tax	0	0	0	0
• Possession/Use of Legend Drug	0	0	0	0
• Possession of Prescription/Aleg Drug	0	0	0	1
• Sex Predator Job Near Child	0	0	0	0
• Sexual Misconduct	0	0	0	0
• Prescription Fraud	0	0	0	0
• Rape	0	0	0	0
• Residential Entry	1	0	1	2
• Robbery	0	0	0	0
• Theft, Receiving Stolen Property	0	5	3	26
• Trafficking with an Inmate	0	0	0	0
Auto Theft, Receiving Stolen Parts (35-43-4-2.5)	4	12	14	67
Battery (35-42-2-1)	0	23	8	78
Battery by Bodily Waste (35-42-2-6)	0	1	3	11
Battery on Law Enforcement (35-42-2-1)	1	1	2	3
Bigamy (35-46-1-2)	0	0	0	0
Burglary (35-43-2-1)	1	0	1	0
Causing Suicide (35-42-1-2)	0	0	0	0
Cemetery Mischief (35-43-1-2.1)	0	0	0	0
Cheating at Gambling (4-33-10-2)	0	0	0	0
Check Deception (35-43-5-5)	0	0	0	0
Check Fraud (35-43-5-12)	1	2	2	13
Child Exploitation (35-42-4-4)	0	0	0	2
Child Molesting (35-42-4-3)	0	0	0	0
Child Pornography (35-42-4-4)	0	0	0	4
Child Seduction (35-42-4-7)	0	1	0	3
Child Solicitation (35-42-4-6)	0	2	0	3
Computer Tampering (35-43-1-4)	0	0	0	0
Conflict of Interest (35-44-1-3)	0	0	0	0

CLASS D (Cont.)	THE NUMBER OF FELONS			
	This Month		This Calendar Year	
	Female	Male	Female	Male
Conspiracy (35-41-5-2)	0	0	0	0
• Aggravated Battery	0	0	0	0
• Arson	0	0	0	0
• Battery	0	0	0	0
• Burglary	0	0	0	0
• Child Molesting	0	0	0	0
• Cultivation of Marijuana	0	0	0	0
• Dealing Cocaine or Narcotic Drug	0	0	0	0
• Dealing a Look-a-like	0	0	0	0
• Dealing Marijuana, Hash Oil, or Hashish	0	0	0	0
• Dealing Methamphetamine	0	0	0	0
• Dealing Sched I, II, or III Cntrl'd Sub	0	0	0	0
• Dealing Subst. Repr. As Cntrl'd Sub	0	0	0	0
• Forgery	0	0	0	0
• Fraud	0	0	0	0
• Murder	0	0	0	0
• Possession of Controlled Substance	0	0	0	0
• Possession of Cocaine or Narcotic Drug	0	1	0	2
• Possession of Precursors	0	0	0	0
• Robbery	0	0	0	0
• Intimidation	0	0	0	0
• Theft, Receiving Stolen Property	0	1	0	5
• Trafficking with an Inmate	0	0	0	0
Consumer Product Tampering (35-45-8-3)	0	0	0	0
Controlled Substance Registration (35-48-4-14)	2	2	10	8
Conversion (35-43-4-3)	0	0	0	0
Criminal Confinement (35-42-3-3)	0	7	2	30
Criminal Deviate Conduct (35-42-4-2)	0	0	0	0
Criminal Gang Activity (35-45-9-3)	1	0	1	1
Criminal Mischief (35-43-1-2)	0	1	0	3
Criminal Recklessness (35-42-2-2)	2	7	7	54
Criminal Trespass (35-43-2-2)	1	5	4	17
Cruelty to Animals (35-46-3-12)	0	1	0	1
Cruelty to Law Enforcement Animal (35-46-3-11)	0	0	0	0
Cultivation of Marijuana (35-48-4-1)	0	2	1	2
Dealing Counterfeit Substance (35-48-4-5)	0	0	0	0
Dealing Marijuana, Hash Oil, or Hashish (35-48-4-10)	0	6	1	23
Dealing Paraphernalia (35-48-4-8.2)	0	0	0	0
Dealing Sched V Controlled Substance (35-48-4-4)	0	0	0	0
Dealing Subs. Represent as Cntrl'd Subs. (35-48-4-4.5)	0	0	0	0
Dealing - Sawed-Off Shotgun (35-47-5-4.1)	0	0	0	0
Disorderly Conduct (35-45-1-3)	0	0	0	1
Disposal Dead Animal (15-17-11-20)	0	0	0	0
Dispose Solid Waste (13-30-2-1)	0	0	0	0
Dissemination of Matter Harmful to Minor (35-49-3-3)	0	0	0	1
Domestic Battery (35-42-2-1.3)	1	28	5	117
Driving While Intoxicated (9-11-2-3)	2	11	12	63
Driving While Intoxicated/Injury (9-11-2-4)	0	0	0	0
Driving While Suspended/Oper Veh HTV (9-30-19-16)	0	1	1	5
Driving While Suspended/Restricted (9-24-18-5)	0	1	0	1
Dump Controlled Substance Waste (38-48-4-4.1)	0	1	0	2
Exploit Endangered Adult (35-46-1-12)	0	1	0	1
Failure to Appear (35-44-3-6)	0	0	0	2
Failure to Register as a Sex Offender (5-2-12-9)	0	11	0	48
Failure to Remit Money (6-3-4-8)	0	0	0	0
Failure to Remit Sales Tax (6-2.5-9-3)	0	0	0	0
Failure to Return to Lawful Detention (35-44-3-5)	2	7	10	47
Failure to Stop Accident/Injury (9-26-1-1)	0	0	0	2
Failure to Warn Comm Disease (35-42-1-9)	0	1	0	3
False Reporting (35-44-2-2)	0	0	0	1
Forged Prescription (16-6-8-3)	0	0	0	0
Forgery (35-43-5-2)	1	0	2	3
Fraud (35-43-5-4)	7	4	17	17
Ghost Employment (35-44-2-4)	0	0	0	1
Handgun Violation (35-47-2-1)	0	0	0	0
Hazardous Waste Activities (13-30-6-3)	0	0	0	0
Home Improvement Fraud (35-43-6-12)	0	0	0	0
Home Improvement Fraud/Enhanced (35-43-6-13)	0	0	0	1
Identity Deception (35-43-5-3.5)	0	1	5	11
Illegal Possession of Firearm - Prior Felon (35-47-4-4)	0	0	0	0
Illegal Possession of VIN Plate (9-18-8-15)	0	0	0	0
Impersonation of a Public Servant (35-44-2-3)	0	0	0	2
Incest (35-46-1-3)	0	0	0	0

CLASS D (Cont.)**THE NUMBER OF FELONS**

	This Month		This Calendar Year	
	<u>Female</u>	<u>Male</u>	<u>Female</u>	<u>Male</u>
Income Tax Evasion (6-3-6-11)	0	0	0	0
Intimidation (35-45-2-1)	1	11	2	48
Invasion of Privacy (35-46-1-15.1)	1	3	1	18
Involuntary Manslaughter (35-42-1-4)	0	0	0	0
Leaving Scene of Accident (9-4-1-42)	0	0	0	0
Loan Broker Violation (23-2-5-16)	0	0	0	0
Loan Sharking (35-45-7-2)	0	0	0	0
Maintaining a Common Nuisance (35-48-4-13)	6	5	10	38
Manufacture Paraphernalia (35-48-4-8.1)	0	0	0	0
Medicaid Fraud (35-43-5-7.1)	0	0	0	0
Money Laundering (35-45-15)	0	0	0	1
Moving Body from Scene of Death (36-2-14-17)	0	0	0	0
Neglect of a Dependent (35-46-1-4)	5	2	18	13
Non-Support of a Child (35-46-1-5)	2	9	3	46
Non-Support of a Spouse (35-46-1-6)	0	0	0	0
Obscene Performance (35-49-3-2)	0	0	0	0
Obstruction of Justice (35-44-3-4)	1	1	3	5
Official Misconduct (5-13-14-3)	0	1	0	1
Operating Vehicle-Habitual Violation (9-30-10-16)	4	14	13	68
Operating Vehicle Intoxicated (9-11-2-3)	0	0	0	1
Operating Vehicle Intoxicated-Endanger (9-30-5-2)	4	25	22	89
Operating Vehicle Intoxicated-Contrld Sub (9-30-5-1)	0	2	0	2
Operating Vehicle Intoxicated-Injury (9-22-2-4)	0	3	0	7
Operating Vehicle Intoxicated-Prior (9-30-5-3)	14	37	46	184
Operating Vehicle Intoxicated-Ser Injury (9-30-5-4)	0	0	0	0
Perjury (35-44-2-1)	0	0	1	1
Pointing a Firearm (35-47-4-3)	0	0	0	0
Poisoning (35-45-3-1)	0	0	0	0
Possession of Anabolic Steroid (IC 16-42-19-19)	0	0	0	1
Possession of Cocaine or Narcotic Drug (35-48-4-6)	8	23	29	103
Possession of Controlled Substance (35-48-4-7)	17	30	51	144
Possession of Controlled Substance Tax (6-7-3-11)	0	0	0	3
Poss of Marijuana, Hash Oil, or Hashish (35-48-4-11)	4	40	10	153
Possession of Marijuana Subst Tax (6-7-3-11)	1	0	1	0
Possession of Methamphetamine (35-48-4-6.1)	9	10	17	24
Possession of Methamp Subst Tax (6-7-3-11-B)	0	1	20	44
Possession of Paraphernalia (35-48-4-8.3)	3	2	14	23
Possession of Precursors (35-48-4-14.5)	4	7	8	32
Possession of Presc/Aleg Drug (35-48-3-9)	2	1	7	9
Possession/Use of Legend Drug (16-42-19-13)	0	1	1	1
Possession - Firearm-School Property (35-47-9-2)	0	0	0	1
Possession - Handgun w/o License (35-47-2-23)	0	0	0	0
Possession - Sawed-Off Shotgun (35-47-5-4.1)	0	0	0	1
Possession - Syringe/Needle (16-42-19-18)	3	1	5	11
Possession Vehicle w/Altered or Removed ID (9-1-5-1)	0	0	0	0
Prescription Fraud (35-43-5-1)	1	0	1	1
Promoting Professional Gambling (35-45-5-4)	0	0	0	0
Prostitution (35-45-4-2)	2	0	19	1

CLASS D (Cont.)**THE NUMBER OF FELONS**

	This Month		This Calendar Year	
	<u>Female</u>	<u>Male</u>	<u>Female</u>	<u>Male</u>
Public Indecency (35-45-4-1)	0	0	0	4
Public Intoxication (7-15-1-3)	0	0	0	0
Rape (35-42-4-1)	0	0	0	0
Residential Entry (35-43-2-1.5)	1	10	5	56
Resisting Law Enforcement (35-44-3-3)	2	22	9	92
Rioting (35-45-1-2)	0	0	0	0
Sale, Dist, or Exhibit of Obscene Material (35-49-3-1)	0	0	0	0
Sale of Legend Drug (16-42-19-11)	0	0	1	0
Sexual Battery (35-42-4-8)	0	9	0	28
Sexual Misconduct (35-44-1-5)	0	0	0	1
Sexual Misconduct with a Minor (35-42-4-9)	0	0	1	1
Sex Offender Residency Restrictions (35-42-4-11)	0	1	0	2
Sex Offender without Identification (11-8-8-15)	0	1	0	2
Stalking (35-45-10-5)	0	1	1	1
Strangulation (35-42-2-9)	0	12	0	51
Synthetic Identity Deception (35-43-5-3.8)	0	1	0	2
Theft, Receiving Stolen Property (35-43-4-2)	55	180	231	721
Trafficking with an Inmate (35-44-3-9)	0	0	0	0
Unlawful Delivery of Confiscated Firearm (35-47-3-4)	0	0	0	0
Unlawful Use of Body Armor (35-47-5-13)	0	0	0	0
Unlawful Use of Stun Gun (35-47-8-5)	0	0	0	0
Use of Stun Gun (35-47-8-5)	0	0	0	0
Uttering Forged Prescription (16-42-19-26)	0	0	0	0
Vicarious Sexual Gratification (35-42-4-5)	0	0	0	1
Violation-1935 Firearms (35-47-5-4.1)	0	1	0	1
Violation of Custody Order (35-42-3-4)	0	0	0	1
Violation of Fuel Statute (6-6-4.1-18)	0	0	0	0
Visit Place Unlawfully Selling Alcohol (7.1-5-10-21)	0	0	0	0
Vote in Other Precinct (3-14-2-11)	0	0	0	0
Voyeurism (35-45-4-5)	0	0	0	1
Welfare Fraud (35-43-5-7)	0	0	0	0
Sub-Total	178	620	667	2,762

HABITUAL OFFENSES:

Habitual Offender (35-50-2-8)	0	0	0	0
Habitual Offender Controlled Substance (35-50-2-10)	0	0	0	0
Habitual Offender Substance Abuse (35-50-2-10)	0	0	0	2
Habitual Offender Traffic Laws (9-30-10-4)	0	0	0	0
Repeat Sex Offender Enhancement (35-50-2-14)	0	0	0	0
Sub-Total	0	0	0	2

GRAND TOTAL NUMBER OF OFFENDERS	293	1,356	1,129	6,192
--	------------	--------------	--------------	--------------

Note: Offense data may not be available for all offenders at the time this table was prepared.

The original committing offenses for technical parole violators and technical Community Transition Program violators are reported on this table.

Source: SAS - admoffenses7.pgm

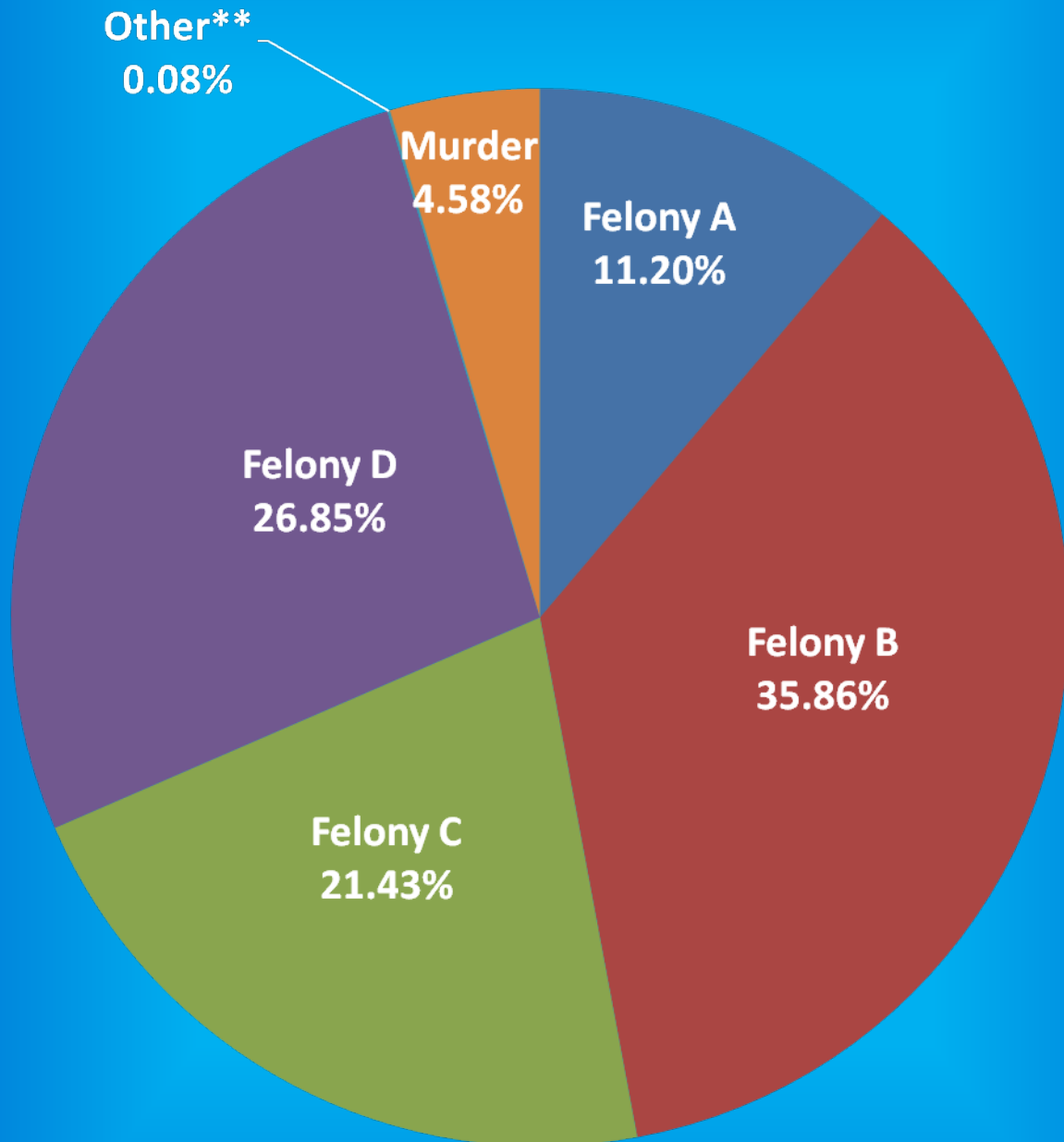
Indiana Department of Correction

Graph A

Female Population by Most Serious Offense Felony Level*

June 1, 2012

N = 2,492



•(Includes Offenders Held in County Jails and Contracted Beds)

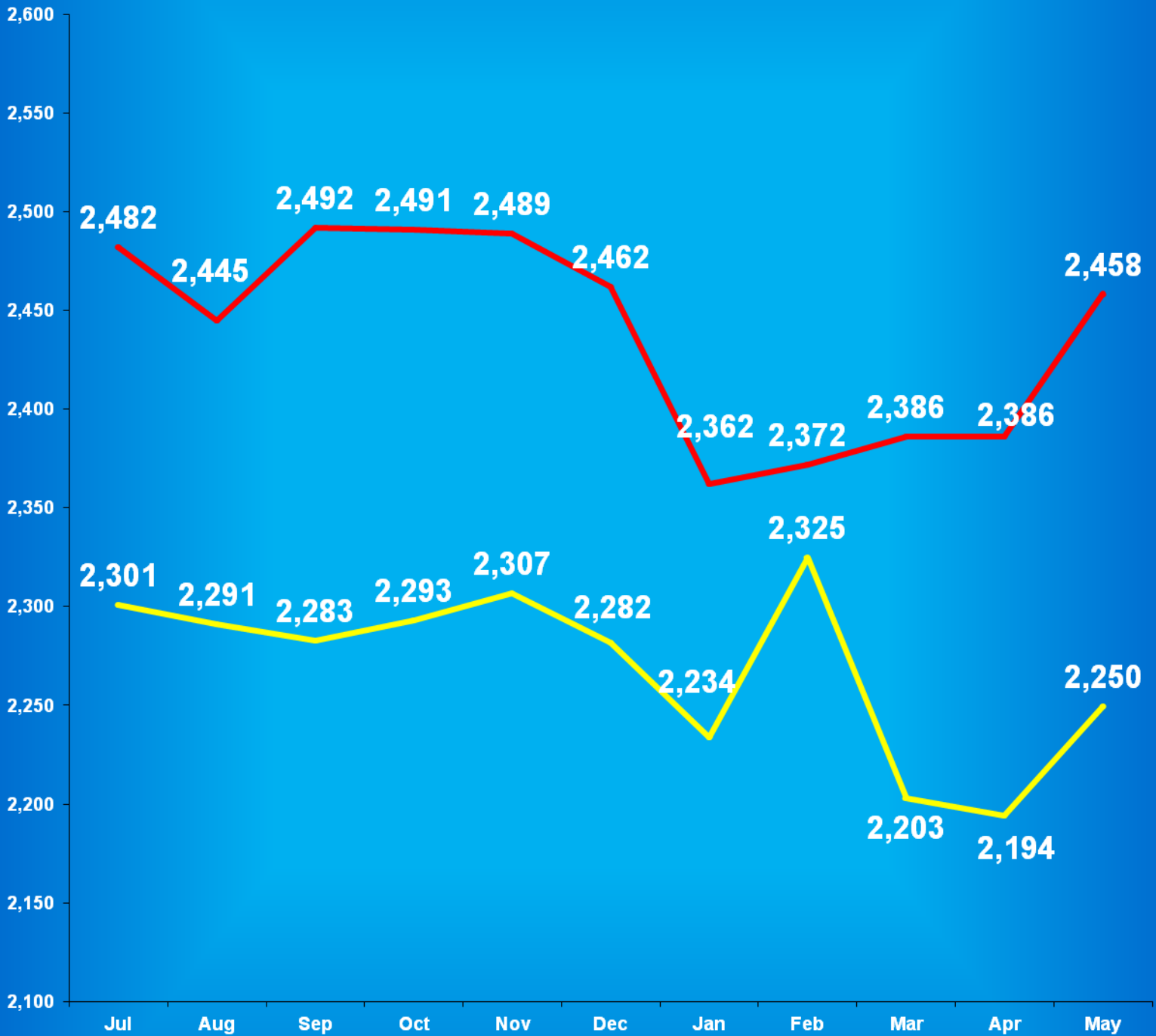
** Other includes Safekeepers, Predispositions, Habitual Offenders, Misdemeanants, and Unknowns

Indiana Department of Correction

Graph B

Average Daily Adult Female Offender Populations

Fiscal Year 2012



Includes County Jail/Contract Beds

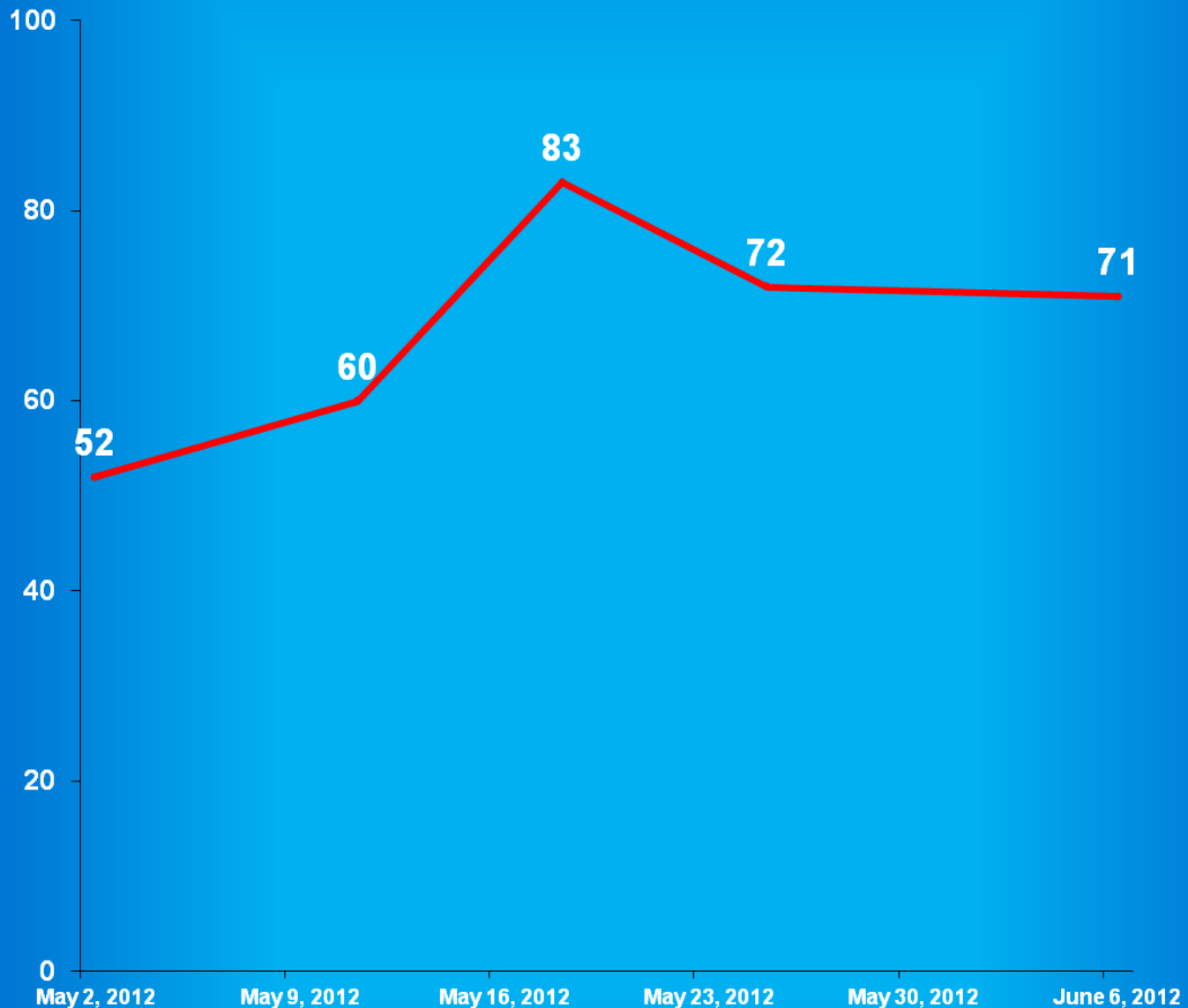
Excludes County Jail/Contract Beds

Indiana Department of Correction

Graph C

Adult Females Held in County Jails

May 2012



- Offenders held in county jails are newly sentenced offenders with completed court documents who are awaiting transfer to a DOC facility.

- Jail counts are a dynamic number that are affected by a variety of factors, including; sentencing trends, available DOC beds, and intake process completion.

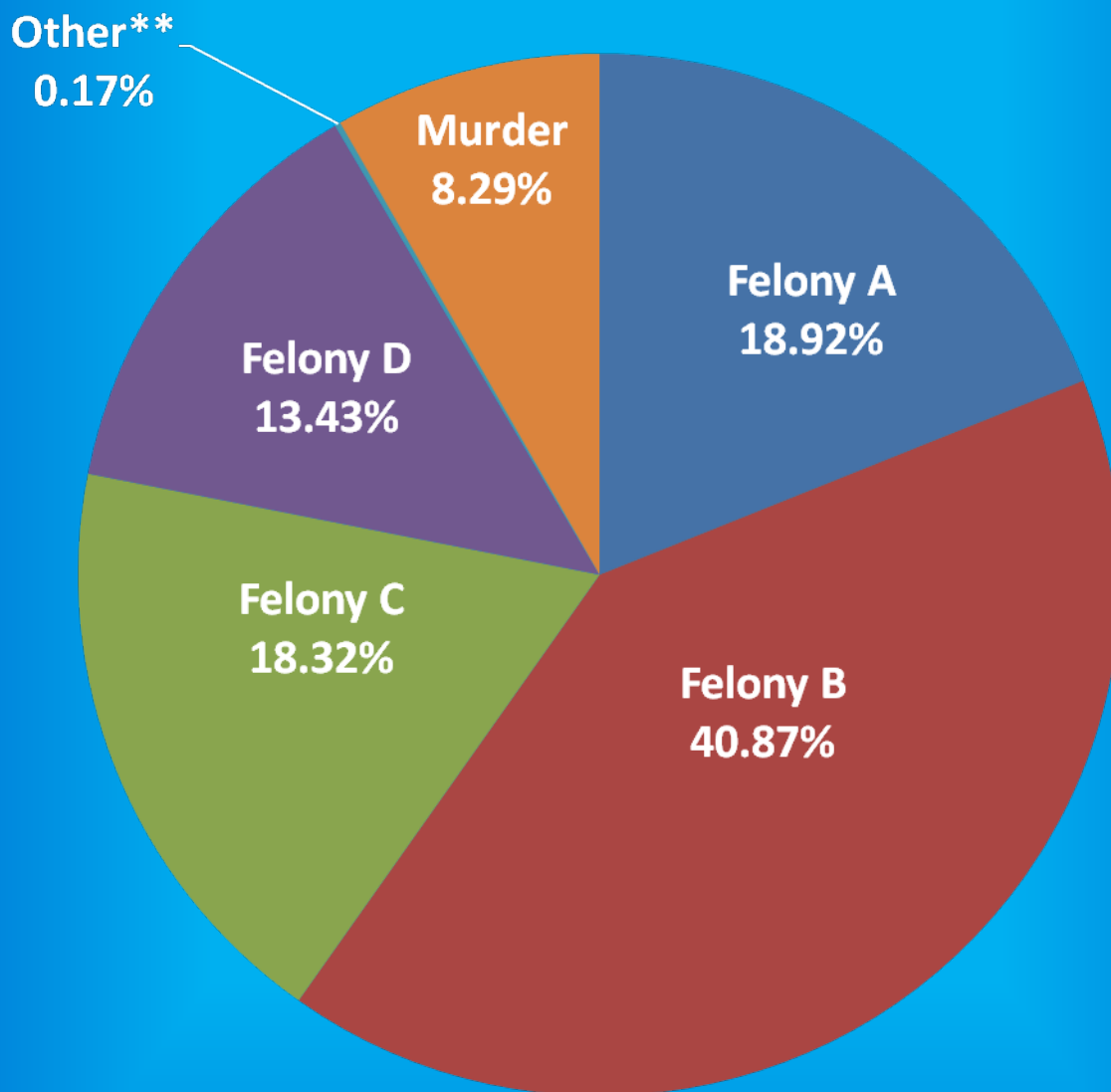
Indiana Department of Correction

Graph D

Male Population by Most Serious Offense Felony Level*

June 1, 2012

N = 25,731



•(Includes Offenders Held in County Jails and Contracted Beds)

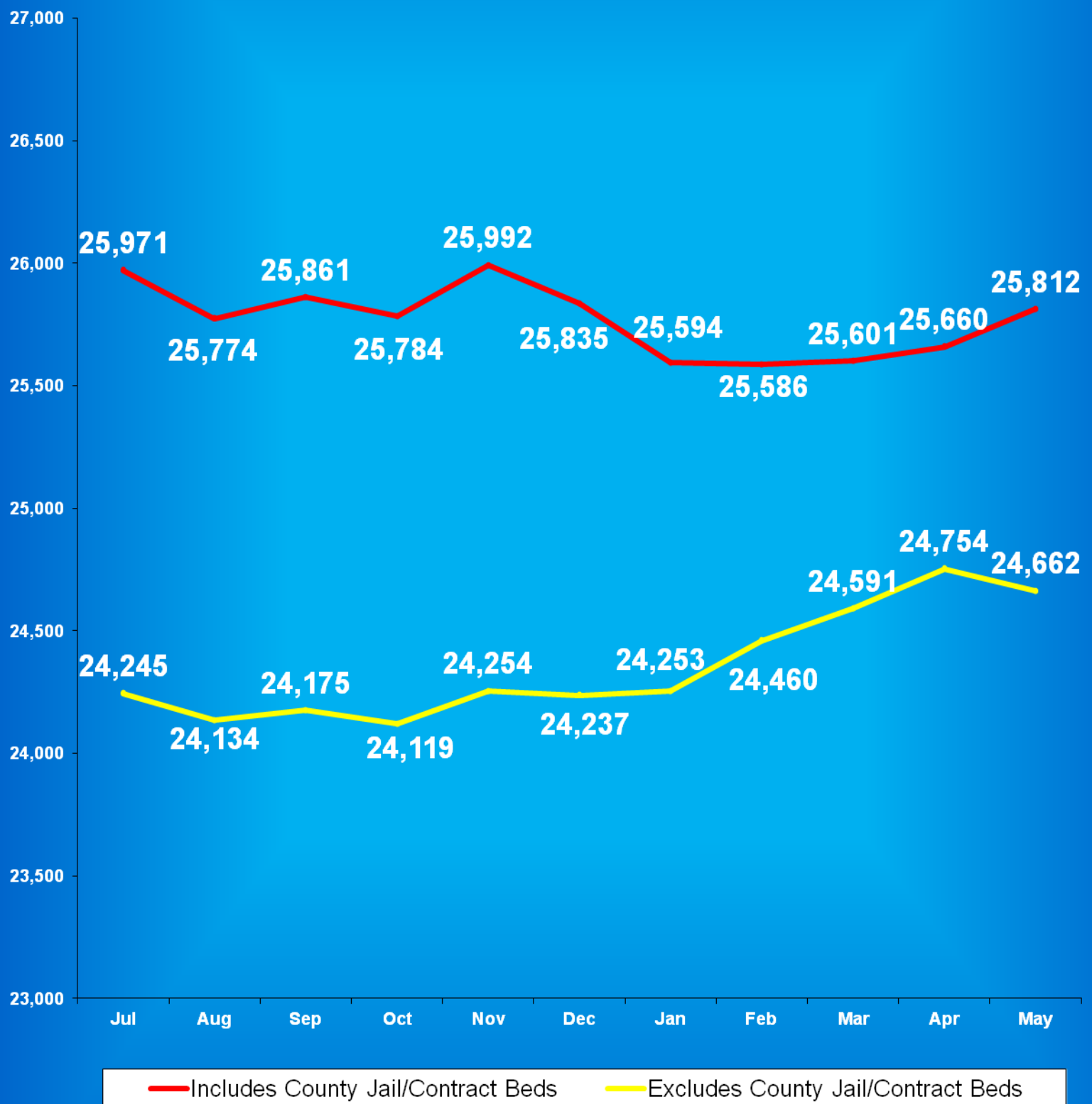
** Other includes Safekeepers, Predispositions, Habitual Offenders, Misdemeanants, and Unknowns

Indiana Department of Correction

Graph E

Average Daily Adult Male Offender Populations

Fiscal Year 2012

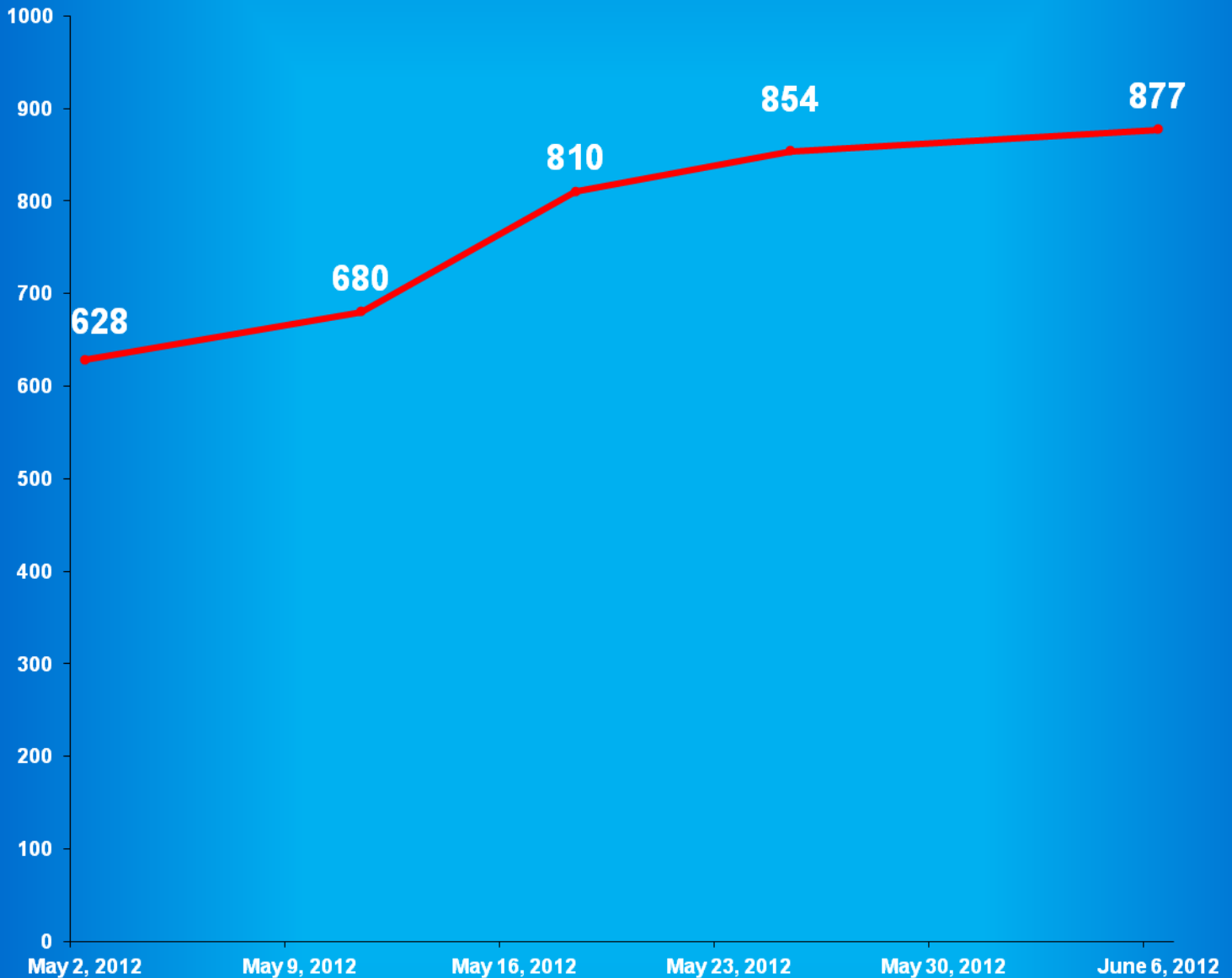


Indiana Department of Correction

Graph F

Adult Males Held in County Jails

May 2012



- Offenders held in county jails are newly sentenced offenders with completed court documents who are awaiting transfer to a DOC facility.

- Jail counts are a dynamic number that are affected by a variety of factors, including; sentencing trends, available DOC beds, and intake process completion.



Juvenile Offender Statistics



Indiana Department Of Correction
Table 11
Monthly Facility Admissions and Releases
Juvenile Offenders
May 2012

Admissions of All Juvenile Males

New Commitment	Re- Commitment	Parolee Technical Return	Return From Escape	Diagnostics/ Walk-Thrus
62	7	0	0	8

Releases of All Juvenile Males

Discharge	Parole	Escape	Diagnostics/ Walk-Thrus
57	22	0	8

Admissions of All Juvenile Females

New Commitment	Re- Commitment	Parolee Technical Return	Return From Escape	Diagnostics/ Walk-Thrus
11	3	0	0	2

Releases of All Juvenile Females

Discharge	Parole	Escape	Diagnostics/ Walk-Thrus
13	3	0	2

Sources:
SAS - mnthadm4.pgm
SAS - mnthext4.pgm

Indiana Department of Correction
Table 12
The Total Number of Committing Offenses for Juveniles
Committed to the Indiana Department of Correction

May 2012

OFFENSE (Citation Code)	THE NUMBER OF OFFENSES			
	This Month		This Calendar Year	
LEVEL I	<u>Female</u>	<u>Male</u>	<u>Female</u>	<u>Male</u>
Aggravated Battery (35-42-2-1.5)	0	0	0	0
Arson (35-43-1-1)	0	0	0	3
Battery (35-42-2-1)	0	0	5	3
Battery by Bodily Waste (35-42-2-6)	0	0	0	1
Burglary (35-43-2-1)	0	0	0	0
Carjacking (35-42-5-2)	0	0	0	0
Carrying Handgun w/o License (35-47-2-1)	0	0	0	5
Changing, Altering, Removing, Obliterating ID of Handgun (35-47-2-18)	0	0	0	0
Child Exploitation (35-42-4-4)	0	0	0	0
Child in Possession of Handgun (35-47-10-5)	0	0	0	4
Child Molesting (35-42-4-3)	0	0	1	4
Child Seduction (35-42-4-7)	0	0	0	0
Child Selling (35-46-1-4)	0	0	0	0
Child Solicitation (35-42-4-6)	0	0	0	0
Consumer Product Tampering (35-45-8-3)	0	0	0	0
Criminal Confinement (35-42-3-3)	0	0	0	1
Criminal Gang Intimidation (35-45-9-4)	0	0	0	0
Criminal Deviate Conduct (35-42-4-2)	0	0	0	0
Criminal Recklessness (35-42-2-2)	0	0	0	2
Dealing in a Sawed-Off Shotgun (35-47-5-4.1)	0	0	0	0
Distribution of a Destructive Device (IC 35-47.5-5-5)	0	0	0	0
Driving While Intoxicated Resulting in Death (9-30-5-5)	0	0	0	0
False, Altering Handgun License (35-47-2-22)	0	0	0	0
False Application for Handgun (35-47-2-8)	0	0	0	0
Feticide (35-42-1-6)	0	0	0	0
Handgun, False Information (35-47-2-17)	0	0	0	0
Incest (35-46-1-3)	0	0	0	0
Interference with Custody (35-42-3-4)	0	0	0	0
Intimidation (35-45-2-1)	0	0	0	3
Involuntary Manslaughter (35-42-1-4)	0	0	0	0
Kidnapping (35-42-3-2)	0	0	0	0
Murder (35-42-1-1)	0	0	0	1
Neglect of a Dependent (35-46-1-4)	0	0	0	0
Operation of a Machine Gun/Hurling a Bomb (35-47-5-9)	0	0	0	0
Overpass Mischief (35-42-2-5)	0	0	0	0
Pointing a Firearm (35-47-4-3)	0	0	0	0
Possession of Firearm on School Property (35-47-9-2)	0	0	0	0
Possession of a Machine Gun or Bomb (35-47-5-9)	0	0	0	0
Rape (35-42-4-1)	0	0	0	0
Reckless Homicide (35-42-1-5)	0	0	0	0
Resisting Law Enforcement (35-44-3-3)	0	0	0	0
Robbery (35-42-5-1)	0	0	0	6

LEVEL I (Cont.)

	THE NUMBER OF OFFENSES			
	This Month		This Calendar Year	
	<u>Female</u>	<u>Male</u>	<u>Female</u>	<u>Male</u>
Sell, Manufacture, Possess, Purchase Explosive (35-47-5-1)	0	0	0	0
Sell, Transfer, HIV Blood (35-42-1-7)	0	0	0	0
Selling, Transferring, Giving Handgun to Under 18 (35-47-2-7)	0	0	0	0
Sexual Battery (35-42-4-8)	0	0	0	2
Sexual Misconduct (35-44-1-5)	0	0	0	0
Sexual Misconduct with a Minor (35-42-4-9)	0	0	0	0
Stalking (35-45-10-5)	0	0	0	0
Strangulation (35-42-2-9)	0	0	0	1
Unlawful Delivery of Confiscated Firearm (35-47-3-4)	0	0	0	0
Unlawful Use of Body Armor (35-47-5-13)	0	0	0	0
Unlawful Use of Stun Gun (35-47-8-5)	0	0	0	0
Vicarious Sexual Gratification (35-42-4-5)	0	0	0	0
Voluntary Manslaughter (35-42-1-3)	<u>0</u>	<u>0</u>	<u>0</u>	<u>0</u>
Sub-Total	0	0	6	36

LEVEL II

Assisting a Criminal (35-44-3-2)	0	0	0	0
Chinese Throwing Star (35-47-5-12)	0	0	0	0
Criminal Gang Activity (35-45-9-3)	0	0	0	0
Criminal Recklessness (35-42-2-2)	0	0	0	0
Dealing Anabolic Steroid (16-42-19-27)	0	0	0	0
Dealing in a Schedule I, II, or III Controlled Substance (35-48-4-2)	0	1	0	2
Dealing in a Schedule IV Controlled Substance (35-48-4-3)	0	0	0	0
Dealing in a Schedule V Controlled Substance (35-48-4-4)	0	0	0	0
Dealing in a Substance Represented to be a Controlled Substance (35-48-4-4.5)	0	0	0	0
Dealing in Cocaine or Narcotic Drug (35-48-4-1)	0	0	0	0
Dealing in Marijuana, Hash Oil, or Hashish (35-48-4-10)	0	1	0	1
Dealing Methamphetamine (35-48-4-1.1)	0	0	0	1
Delivery of Weapon to Intoxicated Person (35-47-4-1)	0	0	0	0
Escape (35-44-3-5)	0	0	0	0
Escape/Failure to Return to Lawful Detention (35-44-3-5)	0	2	0	5
Interference with Custody (35-42-3-4)	0	0	0	0
Intimidation (35-45-2-1)	0	2	3	9
Knife with Automatic Blade (35-47-5-2)	0	0	0	0
Loan Sharking (35-45-7-2)	0	0	0	0
Maintaining a Common Nuisance (35-48-4-13)	0	0	0	0
Manufacture, Distribution, Possession of a Substance Represented to be a Controlled Substance (35-48-4-4.6)	0	0	0	0
Neglect of a Dependent (35-46-1-4)	0	0	0	0
Possession of a Controlled Substance (35-48-4-7)	0	2	3	7
Possession of a Knife on School Property (35-47-5-2.5)	0	1	0	1
Poss precursors w/intent to manufacture etc. (35-48-4-14.5)	0	0	0	0
Promoting Prostitution (35-45-4-4)	0	0	0	0
Purchase, Possession or Sale of Stun Gun (35-47-8-5)	0	0	0	0
Resisting Law Enforcement (35-44-3-3)	0	3	0	10
Rioting with a Deadly Weapon (35-45-1-2)	0	0	0	0
Sale, Possession, Use of Legend Drug (16-42-19-27)	0	0	0	0
Sexual Misconduct with a Minor (35-42-4-9)	0	0	0	0
Stalking (35-45-10-5)	0	0	0	0
Trafficking with an Inmate (35-44-3-9)	0	0	0	0
Use of Stun Gun in Commission of a Crime (35-47-8-5)	<u>0</u>	<u>0</u>	<u>0</u>	<u>0</u>
Sub-Total	0	12	6	36

LEVEL III	THE NUMBER OF OFFENSES			
	This Month		This Calendar Year	
	<u>Female</u>	<u>Male</u>	<u>Female</u>	<u>Male</u>
Accident/Failure to Stop (9-26-1-8)	0	0	0	0
Accident, Property Damage with Injury (9-26-1-8)	0	0	0	1
Altering or Damaging Computer (35-43-1-4)	0	0	0	0
Auto Theft, Receiving Stolen Parts (35-43-4-2.5)	1	1	3	14
Battery (35-42-2-1)	4	16	17	66
Bribery (35-44-1-1)	0	0	0	0
Burglary (35-43-2-1)	0	7	1	86
Check Deception (35-43-5-5)	0	0	0	0
Check Fraud (35-43-5-12)	0	0	0	0
Child Exploitation (35-42-4-4)	0	0	0	0
Controlled Substance Registration (35-48-4-14)	0	0	0	0
Conversion (35-43-4-3)	0	1	1	17
Criminal Mischief (35-43-1-2)	1	7	4	40
Criminal Recklessness (35-42-2-2)	0	1	0	1
Criminal Trespass (35-43-2-2)	0	0	1	11
Dealing in Altered Property (35-43-4-2.3)	0	0	0	0
Dealing in Marijuana, Hash Oil, or Hashish (35-48-4-10)	0	1	0	2
Dealing in Paraphernalia (35-48-4-8.5)	0	0	0	0
Distribution of Material Harmful to Minor (35-49-3-3)	0	0	0	0
Escape/Failure to Return to Lawful Detention (35-44-3-5)	0	10	4	20
Failure to Appear (35-44-3-6)	0	0	0	0
False Reporting (35-44-2-2)	1	0	1	0
Forgery (35-43-5-2)	0	0	0	3
Fraud (35-43-5-4)	0	2	2	5
Fraud on Financial Institution (35-45-5-8)	0	0	0	0
Home Improvement Fraud (35-43-6-13)	0	0	0	0
Identity Deception (35-43-5-3.5)	0	0	0	0
Interference with Custody (35-42-3-4)	0	0	0	0
Interference with Reporting Crime (35-42-2-5)	0	0	0	0
Invasion of Privacy (35-46-1-15.1)	0	0	0	0
Manufacture of Paraphernalia (35-48-4-8.1)	0	0	0	0
Nonsupport of Child (35-46-1-5)	0	0	0	0
Nonsupport of Spouse (35-46-1-6)	0	0	0	0
Obscene Performance (35-49-3-1)	0	0	0	0
Obstructing Fireman (35-44-3-8)	0	0	0	0
Obstructing Traffic (35-42-2-4)	0	0	0	0
Obstruction of Justice (35-44-3-4)	0	0	0	0
Operating Vehicle After Lifetime Forfeiture (9-30-10-17)	0	0	0	0
Operating Vehicle While Intoxicated (9-30-5-4)	0	0	0	0
Operating Vehicle While Intoxicated with Prior (9-30-5-3)	0	0	0	0

LEVEL III (Cont.)**THE NUMBER OF OFFENSES**

	This Month		This Calendar Year	
	<u>Female</u>	<u>Male</u>	<u>Female</u>	<u>Male</u>
Patronizing a Prostitute (35-45-4-3)	0	0	0	0
Perjury (35-44-2-1)	0	0	0	0
Possession of Cocaine or Narcotic Drug (35-48-4-6)	0	1	1	3
Possession/Use of Legend Drug (16-42-19-13)	0	0	0	0
Possession of Marijuana, Hash Oil, or Hashish (35-48-4-11)	0	0	0	2
Possession of Methamphetamines (35-48-4-6.1)	0	0	1	0
Possession of Paraphernalia (35-48-4-8.3)	0	0	0	0
Possession of a Syringe (16-42-19-18)	0	0	0	0
Professional Gambling (35-45-5-3)	0	0	0	0
Profiting from Adoption (35-46-1-9)	0	0	0	0
Promoting Professional Gambling (35-45-5-4)	0	0	0	0
Promoting Prostitution (35-45-4-4)	0	0	0	0
Prostitution (35-45-4-2)	0	0	0	0
Public Indecency (35-45-4-1)	0	0	0	1
Public Nudity (35-45-4-1.5)	0	0	0	0
Receiving Stolen Property (35-43-4-2)	2	7	2	24
Residential Entry (35-43-2-1.5)	0	1	0	6
Resisting Law Enforcement (35-44-3-3)	1	7	6	31
Rioting (35-45-1-2)	0	0	0	0
Sale, Possession, Use of Legend Drug (16-42-19-27)	0	1	0	1
Selling, Distributing, Exhibiting Obscene Material (35-49-3-1)	0	0	0	0
Stalking (35-45-10-5)	0	0	0	0
Theft (35-43-4-2)	2	16	14	90
Torture or Mutilation of Animal (35-46-3-12)	0	0	0	0
Trafficking with an Inmate (35-44-3-9)	0	0	0	0
Unauthorized Possession of Prescription Form (35-48-4-14)	0	0	0	0
Voyeurism (35-45-4-5)	0	0	0	0
Welfare Fraud (35-43-5-7)	0	0	0	0
Sub-Total	12	79	58	424

LEVEL IV

Absence From Home Detention (35-38-2.5-10)	0	1	1	1
Accident/Failure to Stop (9-26-1-8)	0	1	1	1
Animal Cruelty (IC 35-46-3-12)	0	0	0	0
Assisting a Criminal (35-44-3-2)	0	0	0	0
Check Deception (35-43-5-5)	0	0	0	0
Common Nuisance, Legend Drug (16-42-19-27)	0	0	0	0
Common Nuisance, Visiting a Building (35-48-4-13)	0	0	0	0
Computer Trespassing (35-43-2-3)	0	0	0	0
Counterfeiting a Driver's License (9-24-18-7)	0	0	0	0
Counterfeiting Auto Registration (9-18-2-42)	0	0	0	0
Curfew Violation (31-37-2-5)	0	2	0	4
Deception (35-43-5-3)	0	0	0	0
Disorderly Conduct (35-45-1-3)	2	5	8	18
Dissemination of Material Harmful to Minor (35-49-3-3)	0	0	0	0
Driving While Intoxicated (9-11-2-3)	1	1	1	2
Driving with Suspended License (9-24-19-2)	0	0	0	0
Exploitation of Dependent/Endangered Adult (35-46-1-12)	0	0	0	0
Failure to Appear (35-44-3-6)	0	0	0	0
Failure to Disclose Recruitment (35-46-4-4)	0	0	0	0
Failure to Respond to Summons (35-44-3-6.5)	0	0	0	0
False Auto Registration (9-18-2-44)	0	0	0	0
False Informing (35-44-2-2)	0	1	1	12
Flag Desecration (35-45-1-4)	0	0	0	0

LEVEL IV (Cont.)**THE NUMBER OF OFFENSES**

	This Month		This Calendar Year	
	<u>Female</u>	<u>Male</u>	<u>Female</u>	<u>Male</u>
Glue Sniffing (35-46-6-2)	0	1	1	1
Habitual Disobedience of Parent, Guardian, or Custodian (Incorrigible) (31-37-2-4)	0	1	1	4
Harassment (35-45-2-2)	0	0	0	0
Home Improvement Fraud (35-43-6-12)	0	0	0	0
Illegal Consumption of Alcohol (7.1-5-7-7)	0	0	2	9
Illegal Possession of Alcohol (7.1-5-7-7)	0	0	0	1
Impairment of ID Number (35-43-7-4)	0	0	0	0
Interference with Custody (35-42-3-4)	0	0	0	0
Interfering with Law Enforcement Animal (35-46-3-11)	0	0	0	0
Invasion of Privacy (35-46-1-15.1)	0	0	0	1
Leaving Home w/o Permission of Parent, Guardian or Custodian (Runaway) (31-37-2-2)	4	2	11	17
Nitrous Oxide Distribution (35-46-6-3)	0	0	0	0
Obscene Performance (35-49-3-1)	0	0	0	0
Obstructing Medical Emergency (35-44-3-8.5)	0	0	0	0
Obstructing Traffic (35-42-2-4)	0	0	0	0
Operating Vehicle While Intoxicated (9-30-5-2)	0	0	0	0
Operating Vehicle While Intoxicated/Cntrld Sub (9-30-5-1)	0	0	0	0
Operating Vehicle w/o License (9-24-18-1)	1	0	1	8
Operating Vehicle w/o Proof of Financial (9-25-8-2)	0	0	0	0
Operating Vehicle w/o Registration/Plates (9-18-2-43)	0	0	0	0
Possession of Marijuana, Hash Oil, or Hashish (35-48-4-11)	0	2	1	25
Possession of Paraphernalia (35-48-4-8.3)	0	2	1	9
Possession of Substance Represented to be a Controlled Substance (35-48-4-4.6)	0	0	0	0
Possession, Purchase, Accepting Tobacco (35-46-1-10.5)	1	0	1	0
Probation Violation	1	52	6	236
Public Intoxication (7.1-5-1-3)	0	0	1	2
Receiving Unidentified Property (35-43-7-5)	0	0	0	0
Reckless Driving (9-21-8-52)	0	0	0	0
Refusal to Aid Officer (35-44-3-7)	0	0	0	0
Refusal to Identify Self (34-28-5-3.5)	0	0	0	0
Selling, Distributing, Exhibiting Obscene Material (35-49-3-1)	0	0	0	0
Tattooing a Minor (35-42-2-7)	0	0	0	0
Torture, Kill, Mutilate an Animal (35-46-3-12)	0	0	0	0
Unauthorized Possession of Prescription (35-48-4-14)	0	0	0	0
Unlawful Entry of Motor Vehicle (35-43-4-2.7)	0	0	1	4
Unlawful Gambling (35-45-5-2)	0	0	0	0
Unlawful Use of Railroad Right of Way (8-3-15-3)	0	0	0	0
Vending Machine Vandalism (35-43-4-7)	0	0	0	0
Violation of Compulsory School Attendance Law (Truancy) (31-37-2-3)	3	0	7	3
Violation Home Detention	0	0	0	1
Violation Suspended Commitment to DOC	0	2	0	7
Voyeurism (35-45-4-5)	0	0	0	0
Welfare Fraud (35-45-5-7)	0	0	0	0
Sub-Total	13	73	45	365
GRAND TOTAL NUMBER OF OFFENSES	25	164	115	861

Source: SAS - mnthadm4_by_offense.pgm

Indiana Department of Correction
Table 13
The Number of Juvenile Offenders by Most Serious Offense
Committed to the Indiana Department of Correction

May 2012

MOST SERIOUS OFFENSE (Citation Code)	THE NUMBER OF JUVENILES			
	This Month		This Calendar Year	
	<u>Female</u>	<u>Male</u>	<u>Female</u>	<u>Male</u>
LEVEL I				
Aggravated Battery (35-42-2-1.5)	0	0	0	0
Arson (35-43-1-1)	0	0	0	4
Battery (35-42-2-1)	1	3	7	9
Battery by Bodily Waste (35-42-2-6)	0	1	0	1
Burglary (35-43-2-1)	0	0	0	0
Carjacking (35-42-5-2)	0	0	0	0
Carrying Handgun w/o License (35-47-2-1)	0	1	0	7
Changing, Altering, Removing, Obliterating ID of Handgun (35-47-2-18)	0	0	0	0
Child Exploitation (35-42-4-4)	0	0	0	0
Child in Possession of Handgun (35-47-10-5)	0	3	0	6
Child Molesting (35-42-4-3)	0	2	1	8
Child Seduction (35-42-4-7)	0	0	0	0
Child Selling (35-46-1-4)	0	0	0	0
Child Solicitation (35-42-4-6)	0	0	0	0
Consumer Product Tampering (35-45-8-3)	0	0	0	0
Criminal Confinement (35-42-3-3)	0	2	0	3
Criminal Gang Intimidation (35-45-9-4)	0	0	0	0
Criminal Deviate Conduct (35-42-4-2)	0	0	0	0
Criminal Recklessness (35-42-2-2)	0	3	0	6
Dealing in a Sawed-Off Shotgun (35-47-5-4.1)	0	0	0	0
Distribution of a Destructive Device (IC 35-47.5-5-5)	0	0	0	0
Driving While Intoxicated Resulting in Death (9-30-5-5)	0	0	0	0
False, Altering Handgun License (35-47-2-22)	0	0	0	0
False Application for Handgun (35-47-2-8)	0	0	0	0
Feticide (35-42-1-6)	0	0	0	0
Handgun, False Information (35-47-2-17)	0	0	0	0
Incest (35-46-1-3)	0	0	0	0
Interference with Custody (35-42-3-4)	0	0	0	0
Intimidation (35-45-2-1)	0	1	0	3
Involuntary Manslaughter (35-42-1-4)	0	0	0	0
Kidnapping (35-42-3-2)	0	0	0	0
Murder (35-42-1-1)	0	0	0	1
Neglect of a Dependent (35-46-1-4)	0	0	0	0
Operation of a Machine Gun/Hurling a Bomb (35-47-5-9)	0	0	0	0
Overpass Mischief (35-42-2-5)	0	0	0	0
Pointing a Firearm (35-47-4-3)	0	0	0	0
Possession of Firearm on School Property (35-47-9-2)	0	0	0	0
Possession of a Machine Gun or Bomb (35-47-5-9)	0	0	0	0
Rape (35-42-4-1)	0	0	0	0
Reckless Homicide (35-42-1-5)	0	0	0	0
Resisting Law Enforcement (35-44-3-3)	0	0	0	0
Robbery (35-42-5-1)	0	2	0	10

LEVEL I (Cont.)**THE NUMBER OF JUVENILES**

	This Month		This Calendar Year	
	<u>Female</u>	<u>Male</u>	<u>Female</u>	<u>Male</u>
Sell, Manufacture, Possess, Purchase Explosive (35-47-5-1)	0	0	0	0
Sell, Transfer, HIV Blood (35-42-1-7)	0	0	0	0
Selling, Transferring, Giving Handgun to Under 18 (35-47-2-7)	0	0	0	0
Sexual Battery (35-42-4-8)	0	2	0	3
Sexual Misconduct (35-44-1-5)	0	0	0	0
Sexual Misconduct with a Minor (35-42-4-9)	0	0	0	0
Stalking (35-45-10-5)	0	0	0	0
Strangulation (35-42-2-9)	0	0	0	0
Unlawful Delivery of Confiscated Firearm (35-47-3-4)	0	0	0	0
Unlawful Use of Body Armor (35-47-5-13)	0	0	0	0
Unlawful Use of Stun Gun (35-47-8-5)	0	0	0	0
Vicarious Sexual Gratification (35-42-4-5)	0	0	0	0
Voluntary Manslaughter (35-42-1-3)	<u>0</u>	<u>0</u>	<u>0</u>	<u>0</u>
Sub-Total	1	20	8	61

LEVEL II

Assisting a Criminal (35-44-3-2)	0	0	0	0
Chinese Throwing Star (35-47-5-12)	0	0	0	0
Criminal Gang Activity (35-45-9-3)	0	0	0	0
Criminal Recklessness (35-42-2-2)	0	0	0	0
Dealing Anabolic Steroid (16-42-19-27)	0	0	0	0
Dealing in a Schedule I, II, or III Controlled Substance (35-48-4-2)	0	1	0	2
Dealing in a Schedule IV Controlled Substance (35-48-4-3)	0	0	0	0
Dealing in a Schedule V Controlled Substance (35-48-4-4)	0	0	0	0
Dealing in a Substance Represented to be a Controlled Substance (35-48-4-4.5)	0	0	0	0
Dealing in Cocaine or Narcotic Drug (35-48-4-1)	0	0	0	0
Dealing in Marijuana, Hash Oil, or Hashish (35-48-4-10)	0	1	0	1
Dealing Methamphetamine (35-48-4-1.1)	0	0	0	1
Delivery of Weapon to Intoxicated Person (35-47-4-1)	0	0	0	0
Escape (35-44-3-5)	0	0	0	0
Escape/Failure to Return to Lawful Detention (35-44-3-5)	0	2	0	4
Interference with Custody (35-42-3-4)	0	0	0	0
Intimidation (35-45-2-1)	0	2	3	6
Knife with Automatic Blade (35-47-5-2)	0	0	0	0
Loan Sharking (35-45-7-2)	0	0	0	0
Maintaining a Common Nuisance (35-48-4-13)	0	0	0	0
Manufacture, Distribution, Possession of a Substance Represented to be a Controlled Substance (35-48-4-4.6)	0	0	0	0
Neglect of a Dependent (35-46-1-4)	0	0	0	0
Possession of a Controlled Substance (35-48-4-7)	0	2	3	6
Possession of a Knife on School Property (35-47-5-2.5)	0	1	0	1
Poss precursors w/intent to manufacture etc. (35-48-4-14.5)	0	0	0	0
Promoting Prostitution (35-45-4-4)	0	0	0	0
Purchase, Possession or Sale of Stun Gun (35-47-8-5)	0	0	0	0
Resisting Law Enforcement (35-44-3-3)	0	2	0	8
Rioting with a Deadly Weapon (35-45-1-2)	0	0	0	0
Sale, Possession, Use of Legend Drug (16-42-19-27)	0	0	0	0
Sexual Misconduct with a Minor (35-42-4-9)	0	0	0	0
Stalking (35-45-10-5)	0	0	0	0
Trafficking with an Inmate (35-44-3-9)	0	0	0	0
Use of Stun Gun in Commission of a Crime (35-47-8-5)	<u>0</u>	<u>0</u>	<u>0</u>	<u>0</u>
Sub-Total	0	11	6	29

LEVEL III	THE NUMBER OF JUVENILES			
	This Month		This Calendar Year	
	<u>Female</u>	<u>Male</u>	<u>Female</u>	<u>Male</u>
Accident/Failure to Stop (9-26-1-8)	0	0	0	0
Accident, Property Damage with Injury (9-26-1-8)	0	0	0	0
Altering or Damaging Computer (35-43-1-4)	0	0	0	0
Auto Theft, Receiving Stolen Parts (35-43-4-2.5)	1	0	2	10
Battery (35-42-2-1)	3	7	11	38
Bribery (35-44-1-1)	0	0	0	0
Burglary (35-43-2-1)	0	4	1	63
Check Deception (35-43-5-5)	0	0	0	0
Check Fraud (35-43-5-12)	0	0	0	0
Child Exploitation (35-42-4-4)	0	0	0	0
Controlled Substance Registration (35-48-4-14)	0	0	0	0
Conversion (35-43-4-3)	0	0	0	4
Criminal Mischief (35-43-1-2)	0	0	1	12
Criminal Recklessness (35-42-2-2)	0	0	0	0
Criminal Trespass (35-43-2-2)	0	0	0	6
Dealing in Altered Property (35-43-4-2.3)	0	0	0	0
Dealing in Marijuana, Hash Oil, or Hashish (35-48-4-10)	0	1	0	2
Dealing in Paraphernalia (35-48-4-8.5)	0	0	0	0
Distribution of Material Harmful to Minor (35-49-3-3)	0	0	0	0
Escape/Failure to Return to Lawful Detention (35-44-3-5)	0	8	1	14
Failure to Appear (35-44-3-6)	0	0	0	0
False Reporting (35-44-2-2)	1	0	1	0
Forgery (35-43-5-2)	0	0	0	2
Fraud (35-43-5-4)	0	1	2	1
Fraud on Financial Institution (35-45-5-8)	0	0	0	0
Home Improvement Fraud (35-43-6-13)	0	0	0	0
Identity Deception (35-43-5-3.5)	0	0	0	0
Interference with Custody (35-42-3-4)	0	0	0	0
Interference with Reporting Crime (35-45-2-5)	0	0	0	0
Invasion of Privacy (35-46-1-15.1)	0	0	0	0
Manufacture of Paraphernalia (35-48-4-8.1)	0	0	0	0
Nonsupport of Child (35-46-1-5)	0	0	0	0
Nonsupport of Spouse (35-46-1-6)	0	0	0	0
Obscene Performance (35-49-3-1)	0	0	0	0
Obstructing Fireman (35-44-3-8)	0	0	0	0
Obstructing Traffic (35-42-2-4)	0	0	0	0
Obstruction of Justice (35-44-3-4)	0	0	0	0
Operating Vehicle After Lifetime Forfeiture (9-30-10-17)	0	0	0	0
Operating Vehicle While Intoxicated (9-30-5-4)	0	0	0	0
Operating Vehicle While Intoxicated with Prior (9-30-5-3)	0	0	0	0

LEVEL III (Cont.)**THE NUMBER OF JUVENILES**

	This Month		This Calendar Year	
	<u>Female</u>	<u>Male</u>	<u>Female</u>	<u>Male</u>
Patronizing a Prostitute (35-45-4-3)	0	0	0	0
Perjury (35-44-2-1)	0	0	0	0
Possession of Cocaine or Narcotic Drug (35-48-4-6)	0	0	1	1
Possession of Marijuana, Hash Oil, or Hashish (35-48-4-11)	0	0	0	1
Possession of Methamphetamine (35-48-4-6.1)	0	0	0	0
Possession of Paraphernalia (35-48-4-8.3)	0	0	0	0
Possession/Use of Legend Drug (16-42-19-13)	0	0	0	0
Professional Gambling (35-45-5-3)	0	0	0	0
Profiting from Adoption (35-46-1-9)	0	0	0	0
Promoting Professional Gambling (35-45-5-4)	0	0	0	0
Promoting Prostitution (35-45-4-4)	0	0	0	0
Prostitution (35-45-4-2)	0	0	0	0
Public Indecency (35-45-4-1)	0	0	0	1
Public Nudity (35-45-4-1.5)	0	0	0	0
Receiving Stolen Property (35-43-4-2)	1	2	1	13
Residential Entry (35-43-2-1.5)	0	0	0	1
Resisting Law Enforcement (35-44-3-3)	1	2	4	8
Rioting (35-45-1-2)	0	0	0	0
Sale, Possession, Use of Legend Drug (16-42-19-27)	0	0	0	0
Selling, Distributing, Exhibiting Obscene Material (35-49-3-1)	0	0	0	0
Stalking (35-45-10-5)	0	0	0	0
Theft (35-43-4-2)	1	8	8	35
Trafficking with an Inmate (35-44-3-9)	0	0	0	0
Unauthorized Possession of Prescription Form (35-48-4-14)	0	0	0	0
Voyeurism (35-45-4-5)	0	0	0	0
Welfare Fraud (35-43-5-7)	<u>0</u>	<u>0</u>	<u>0</u>	<u>0</u>
Sub-Total	8	33	33	212

LEVEL IV

Accident/Failure to Stop (9-26-1-8)	0	0	0	0
Assisting a Criminal (35-44-3-2)	0	0	0	0
Check Deception (35-43-5-5)	0	0	0	0
Common Nuisance, Legend Drug (16-42-19-27)	0	0	0	0
Common Nuisance, Visiting a Building (35-48-4-13)	0	0	0	0
Computer Trespassing (35-43-2-3)	0	0	0	0
Counterfeiting a Driver's License (9-24-18-7)	0	0	0	0
Counterfeiting Auto Registration (9-18-2-42)	0	0	0	0
Curfew Violation (31-37-2-5)	0	0	0	0
Deception (35-43-5-3)	0	0	0	0
Disorderly Conduct (35-45-1-3)	1	3	6	8
Dissemination of Material Harmful to Minor (35-49-3-3)	0	0	0	0
Driving with Suspended License (9-24-19-2)	0	0	0	0
Exploitation of Dependent/Endangered Adult (35-46-1-12)	0	0	0	0
Failure to Appear (35-44-3-6)	0	0	0	0
Failure to Disclose Recruitment (35-46-4-4)	0	0	0	0
Failure to Respond to Summons (35-44-3-6.5)	0	0	0	0
False Auto Registration (9-18-2-44)	0	0	0	0
False Informing (35-44-2-2)	0	0	0	2
Flag Desecration (35-45-1-4)	0	0	0	0

LEVEL IV (Cont.)**THE NUMBER OF JUVENILES**

	This Month		This Calendar Year	
	<u>Female</u>	<u>Male</u>	<u>Female</u>	<u>Male</u>
Glue Sniffing (35-46-6-2)	0	0	0	0
Habitual Disobedience of Parent, Guardian, or Custodian (Incorrigible) (31-37-2-4)	0	0	0	0
Harassment (35-45-2-2)	0	0	0	0
Home Improvement Fraud (35-43-6-12)	0	0	0	0
Illegal Consumption of Alcohol (7.1-5-7-7)	0	0	1	0
Illegal Possession of Alcohol (7.1-5-7-7)	0	0	0	0
Impairment of ID Number (35-43-7-4)	0	0	0	0
Interference with Custody (35-42-3-4)	0	0	0	0
Interfering with Law Enforcement Animal (35-46-3-11)	0	0	0	0
Invasion of Privacy (35-46-1-15.1)	0	0	0	0
Leaving Home w/o Permission of Parent, Guardian or Custodian (Runaway) (31-37-2-2)	0	0	2	1
Nitrous Oxide Distribution (35-46-6-3)	0	0	0	0
Obscene Performance (35-49-3-1)	0	0	0	0
Obstructing Medical Emergency (35-44-3-8.5)	0	0	0	0
Obstructing Traffic (35-42-2-4)	0	0	0	0
Operating Vehicle While Intoxicated (9-30-5-2)	0	0	0	0
Operating Vehicle While Intoxicated/Cntrl'd Sub (9-30-5-1)	0	0	0	0
Operating Vehicle w/o License (9-24-18-1)	1	0	1	1
Operating Vehicle w/o Proof of Financial (9-25-8-2)	0	0	0	0
Operating Vehicle w/o Registration/Plates (9-18-2-43)	0	0	0	0
Possession of Marijuana,Hash Oil, or Hashish (35-48-4-11)	0	2	1	14
Possession of Paraphernalia (35-48-4-8.3)	0	0	0	2
Possession of Substance Represented to be a Controlled Substance (35-48-4-4.6)	0	0	0	0
Possession, Purchase, Accepting Tobacco (35-46-1-10.5)	0	0	0	0
Probation Violation	0	0	0	0
Public Intoxication (7.1-5-1-3)	0	0	0	0
Receiving Unidentified Property (35-43-7-5)	0	0	0	0
Reckless Driving (9-21-8-52)	0	0	0	0
Refusal to Aid Officer (35-44-3-7)	0	0	0	0
Selling,Distributing,Exhibiting Obscene Material (35-49-3-1)	0	0	0	0
Torture, Kill, Mutilate an Animal (35-46-3-12)	0	0	0	0
Unauthorized Possession of Prescription (35-48-4-14)	0	0	0	0
Unlawful Entry of Motor Vehicle (35-43-4-2.7)	0	0	0	0
Unlawful Gambling (35-45-5-2)	0	0	0	0
Unlawful Use of Railroad Right of Way (8-3-15-3)	0	0	0	0
Vending Machine Vandalism (35-43-4-7)	0	0	0	0
Violation of Compulsory School Attendance Law (Truancy) (31-37-2-3)	3	0	6	2
Violation Home Detention	0	0	0	1
Violation Suspended Commitment to DOC	0	0	0	0
Voyeurism (35-45-4-5)	0	0	0	0
Welfare Fraud (35-45-5-7)	0	0	0	0
NO SENTENCE DATA	<u>0</u>	<u>0</u>	<u>0</u>	<u>1</u>
Sub-Total	5	5	17	32

GRAND TOTAL NUMBER OF JUVENILES

14	69	64	334
-----------	-----------	-----------	------------

Source: SAS - mnthadm4.mso

Indiana Department of Correction
Table 14
Juvenile Female New Commitments

<u>Month</u>	<u>2008</u>	<u>2009</u>	<u>2010</u>	<u>2011</u>	<u>2012</u>
January	11	9	16	15	10
February	6	16	22	15	13
March	6	17	18	18	15
April	15	29	13	10	12
May	9	17	13	9	14
June	10	18	9	23	-
July	11	13	11	10	-
August	14	14	5	11	-
September	9	8	13	5	-
October	13	5	13	12	-
November	13	14	13	14	-
December	<u>17</u>	<u>25</u>	<u>7</u>	<u>9</u>	-
TOTALS	134	185	153	151	64

Source:

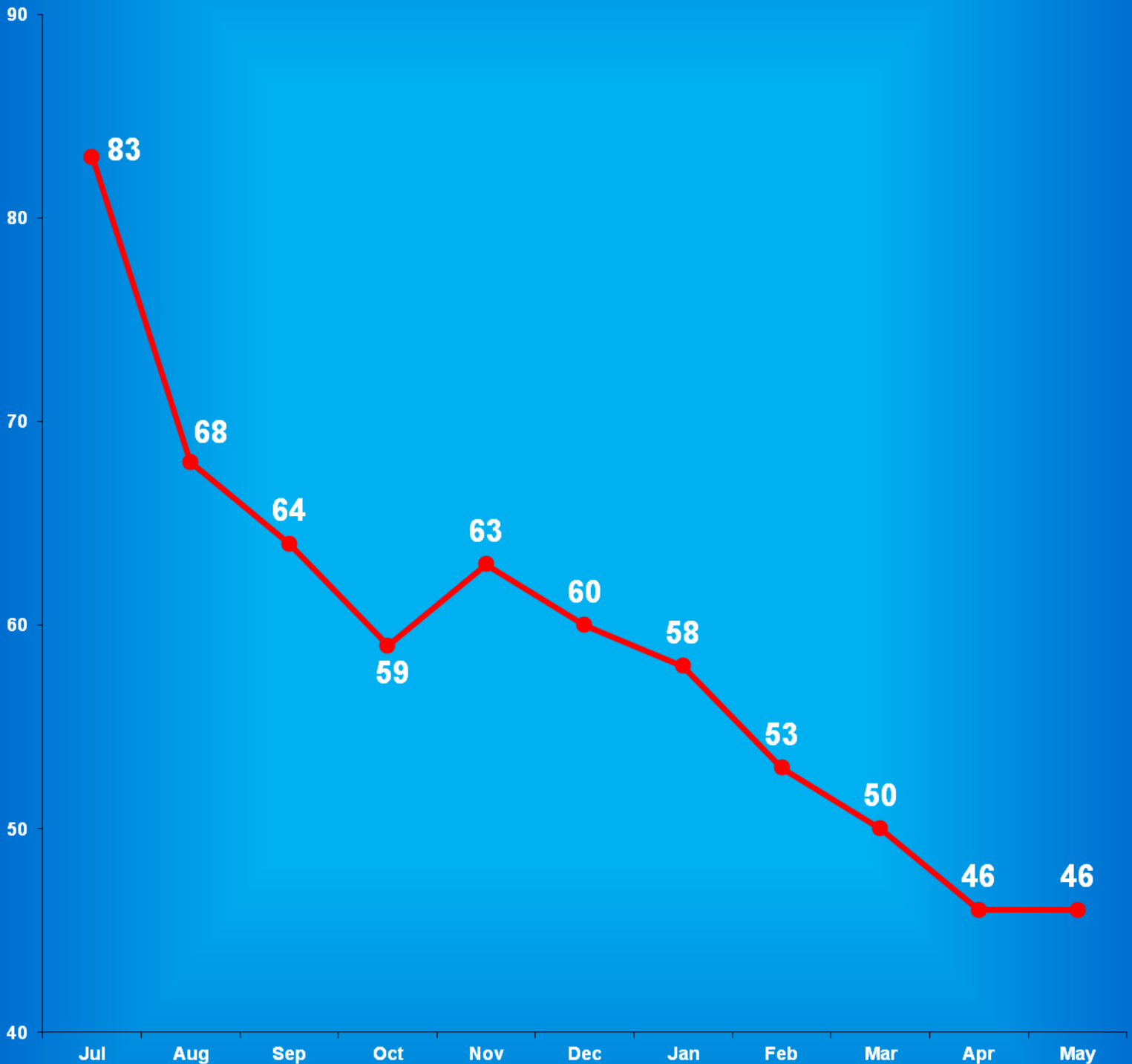
SAS - mnthadm4.pgm

Indiana Department of Correction

Graph G

Average Daily Juvenile Female Offender Populations

Fiscal Year 2012



Indiana Department of Correction
Table 15
Juvenile Male New Commitments

<u>Month</u>	<u>2008</u>	<u>2009</u>	<u>2010</u>	<u>2011</u>	<u>2012</u>
January	58	57	88	69	63
February	85	82	71	62	71
March	81	76	77	90	75
April	66	102	60	72	56
May	65	73	71	64	69
June	79	82	67	64	-
July	84	86	53	71	-
August	65	63	74	94	-
September	65	75	61	58	-
October	113	54	73	65	-
November	71	75	85	81	-
December	<u>97</u>	<u>74</u>	<u>75</u>	<u>52</u>	-
TOTALS	929	899	855	842	334

Source:
SAS - mnthadm4.pgm

Indiana Department of Correction

Graph H

Average Daily Juvenile Male Offender Populations

Fiscal Year 2012



**Indiana Department of Correction
Indiana Government Center South, Room E334
302 W. Washington Street
Indianapolis, IN 46204**

**Prepared by:
Ryan Lammert, Research Analyst
(317) 234-4417
RLammert@idoc.IN.gov**

This report and previous reports may be found at:

<http://www.in.gov/idoc/2376.htm>



The Indiana Department of Correction
advances public safety and successful
re-entry through dynamic supervision,
programming, and partnerships.

