

Indiana Department of Correction

Division of Research & Planning



Offender Population Statistical Report

- April 2012 -

Bruce Lemmon, Commissioner

**Indiana Department of Correction
Indiana Government Center South, Room E334
302 W. Washington Street
Indianapolis, IN 46204**

**Prepared by:
Ryan Lammert, Research Analyst
(317) 234-4417
RLammert@idoc.IN.gov**

This report and previous reports may be found at:

<http://www.in.gov/idoc/2376.htm>



Indiana Department of Correction Population Summary

- There were 25,576 adult male offenders (including 627 county jail “back-ups” and 170 in contracted beds) on May 1, 2012.
This population is 4% below operational bed capacity for general population.
- There were 2,415 adult female offenders (including 51 county jail “back-ups” and 107 in contracted beds) on May 1, 2012.
This population is 8% below the operational bed capacity.
- There were 507 juvenile male offenders in the Department’s facilities on May 1, 2012. This population is 38% below the operational bed capacity.
- There were 47 juvenile female offenders in the Department’s facilities on May 1, 2012. This population is 70% below the operational bed capacity.
- There were 9,399 adult males on parole in Indiana (8,994 Indiana parolees and 405 other jurisdiction parolees) on May 1, 2012.
- There were 1,126 adult females on parole in Indiana (1,083 Indiana parolees and 43 other jurisdiction parolees) on May 1, 2012.
- There were 93 juvenile males on parole in Indiana (84 Indiana parolees and 9 other jurisdiction parolees) on May 1, 2012.
- There were 26 juvenile females on parole in Indiana (25 Indiana parolees and 1 other jurisdiction parolees) on May 1, 2012.

Definitions

For the purpose of this report, the following definitions apply:

Admission – The means by which an offender enters the custody or jurisdiction of the Indiana Department of Correction. For this report, with the exception of the return of an escapee, this does not include a return from a temporary absence.

Average Daily Population – The sum of the daily beginning counts for a month, divided by that month's number of daily beginning counts.

Beginning Count – The number of offenders physically present at the beginning of the day (ie, 0000:01 hours).

Class A Felony – An offense whereby a person convicted of this felony shall be imprisoned for a fixed term of thirty years, with not more than twenty years added for aggravating circumstances, or not more than ten years subtracted for mitigating circumstances.

Class B Felony – An offense whereby a person convicted of this felony shall be imprisoned for a fixed term of ten years, with not more than ten years added for aggravating circumstances, or not more than four years subtracted for mitigating circumstances.

Class C Felony – An offense whereby a person convicted of this felony shall be imprisoned for a fixed term of four years, with not more than four years added for aggravating circumstances, or not more than two years subtracted for mitigating circumstances.

Class D Felony – An offense whereby a person convicted of this felony shall be imprisoned for a fixed term of one and one-half years, with not more than one and one-half years added for aggravating circumstances, or not more than one year subtracted for mitigating circumstances.

County Jail "Back-ups" (Jail Bed Count) – Those offenders who have been committed to the Indiana Department of Correction, but are housed in a county jail until they can be transferred to a Department of Correction intake facility. The county receives \$35.00 per day, per offender, to house these offenders.

Ending Count – The number of offenders physically present at the end of the day (ie, 2400:00 hours).

Felon – A person convicted in any jurisdiction who might have been imprisoned for more than one year.

Level 1 Security Classification – Minimum security level. Facilities which are designated as Level 1 have the least restrictive security measures in place.

Level 2 Security Classification – Medium security level. Facilities which are designated as Level 2 have a moderate degree of security measures in place.

Level 3 Security Classification – Maximum security level. Facilities which are designated as Level 3 have very restrictive security measures in place.

Misdemeanant – A person convicted in any jurisdiction who might have been imprisoned for not more than one year.

Murder – An offense whereby a person convicted of this felony shall be imprisoned for a fixed term of fifty-five years, with not more than ten years added for aggravating circumstances, or not more than ten years subtracted for mitigating circumstances.

Operational Capacity – The total bed capacity of the facility. The capacity of a facility is the number of beds authorized for safe and efficient operation of the facility.

Pre-Dispositional – An individual ordered by the Court to the Indiana Department of Correction for evaluation prior to sentencing.

Release – The means by which an offender leaves the custody or jurisdiction of the Indiana Department of Correction. For this report, with the exception of an escapee, this does not include a temporary absence.

Safekeeper – An individual whom the Court has determined to be in imminent danger of serious bodily injury or death, or who represents a substantial threat to the safety of others, and whom the Court has ordered to the Indiana Department of Correction for custody and security control.

Secure Confinement Units – Denotes maximum control with the most restrictive security measures in place.

Vacancy – The number of beds available for assignment.

Indiana Department of Correction

Human Resource Report

April 30, 2012

ADULT FACILITIES

		Total Staff*	Custody Staff	Non-Custody	Vacancies	Hires - Rehires	Retired - Terminated	Contract/Vendor		
Facility								Aramark	Health	Ivy Tech
Branchville Correctional Facility		260	186	74	20	5	2	12	38	5
Chain O'Lakes Correctional Facility		29	22	7	3	1	1	5	1	0
Correctional Industrial Facility		331	269	62	46	11	9	18	36	5
Edinburgh Correctional Facility		63	47	16	6	1	0	4	2	0
Henryville Correctional Facility		39	33	6	3	0	0	4	2	0
Indiana State Prison/Lakeside		537	429	108	51	15	7	21	70	2
Indiana Women's Prison		173	121	52	7	3	2	5	22	6
Indianapolis Re-Entry Educational Fac.		122	75	47	10	0	0	4	12	5
Madison Correctional Facility		126	81	45	10	3	0	9	24	0
Miami Correctional Facility		513	401	112	43	15	9	30	45	9
New Castle Correctional Facility***		516	380	136	0	0	0	22	59	0
Pendleton Correctional Facility		428	336	92	83	4	4	34	42	5
Plainfield Correctional Facility		373	290	83	30	14	6	17	53	11
Putnamville Correctional Facility		471	356	115	58	5	10	24	38	10
Reception-Diagnostic Center		225	173	52	17	0	1	6	39	0
Rockville Correctional Facility		248	178	70	20	2	5	16	48	7
South Bend Comm. Re-Entry Center		24	16	8	2	1	0	4	2	0
STOP DOC Staff		18	0	18	0	0	0	0	0	0
STOP GEO Staff***		72	58	14	9	0	0	6	5	0
Wabash Valley Correctional Facility		602	482	120	53	11	7	37	62	9
Westville Correctional Facility		700	539	161	105	8	14	40	72	11
	Total	5,870	4,472	1,398	576	99	77	318	672	85

JUVENILE FACILITIES

		Total Staff*	Custody Staff	Non-Custody	Vacancies	Hires - Rehires	Retired - Terminated	Contract/Vendor		
Facility								Aramark	Health	Ivy Tech
Camp Summit		48	32	16	11	0	1	4	1	1
Madison Juvenile Correctional		94	75	19	11	0	4	9	24	14
Logansport Intake/North Central		172	116	56	9	1	0	5	11	0
Pendleton Juvenile Correctional		259	180	79	45	6	5	10	12	0
South Bend Juvenile Correctional		86	56	30	4	0	0	6	4	0
	Total	659	459	200	80	7	10	34	52	15
Central Office**	Total	448	152	296	53	2	1	0	0	0
STATE EMPLOYEE TOTAL		6,389	4,645	1,744	700	108	88	0	0	0
CONTRACT EMPLOYEE TOTAL		1,764	438	1,326	9	0	0	352	724	100
GRAND TOTAL		8,153	5,083	3,070	709	108	88	352	724	100

* Total Active Staff does not include those on disability, suspension, or leave with pay.

** Includes Technology Services Division, PEN Products, Staff Development and Training, and the Parole Division (counted as Custody Staff)

*** New Castle Correctional Facility and STOP are privately contracted institutions.

Note: Total staff, custody staff, non-custody staff, and vacancy data are as of the end of the month.

Hires and re-hires, retirements and terminations, intra-agency transfer in and transfer out are the total number of actions for the month.

Source: DOC Human Resource



Offender Statistics



Indiana Department of Correction
Table 1
Offender Population & Vacancy Numbers, by Facility Security Level
May 1, 2012

LEVEL 1

Adult Male

	April Ending Count	General Population Vacancies	Programs & Treatment Vacancies	Segregation & Infirmary Vacancies	Down Beds	Held Beds
Chain O'Lakes Correctional Facility	151	3	0	0	0	0
Edinburgh Correctional Facility	231	86	0	0	0	3
Henryville Correctional Facility	200	0	0	0	0	0
Miami Correctional Facility	197	7	0	0	0	0
New Castle Level One (Contracted Beds)	202	1	0	0	0	1
Pendleton Correctional Facility	216	3	0	0	0	1
Re-Entry Educational Facility	440	36	40	0	26	0
South Bend Community Re-Entry Facility	104	0	4	0	0	1
Wabash Valley Correctional Facility	183	14	0	0	0	1
Westville Correctional Facility	<u>313</u>	<u>59</u>	<u>0</u>	<u>0</u>	<u>3</u>	<u>4</u>
Total	2,237	209	44	0	29	11

Adult Female

Madison Correctional Facility	523	37	16	0	0	0
Jefferson Co. Re-Entry	<u>26</u>	<u>0</u>	<u>0</u>	<u>0</u>	<u>0</u>	<u>0</u>
Total	549	37	16	0	0	0

LEVEL 2

Adult Male

Branchville Correctional Facility	1,439	28	9	6	0	3
Correctional Industrial Facility	1,431	7	0	0	39	7
Indiana State Prison-Outside Facility	149	236	0	0	0	0
Miami Correctional Facility	2,959	8	3	14	0	0
New Castle Annex	191	256	0	63	0	2
New Castle Correctional Facility (Contracted Beds)	2,354	40	16	9	0	12
Plainfield Correctional Facility	1,646	20	0	6	0	0
Putnamville Correctional Facility	2,521	20	3	0	0	0
Short Term Offender Program	520	2	0	0	0	0
Westville Correctional Facility	<u>2,857</u>	<u>14</u>	<u>0</u>	<u>14</u>	<u>15</u>	<u>30</u>
Total	16,067	631	31	112	54	54

Adult Female

Rockville Correctional Facility	1,110	126	4	13	0	0
---------------------------------	--------------	------------	----------	-----------	----------	----------

Table 1 (Cont.)

LEVEL 3

Adult Male

	April Ending Count	General Population Vacancies	Programs & Treatment Vacancies	Segregation & Infirmary Vacancies	Down Beds	Held Beds
Indiana State Prison	1,996	11	20	21	8	11
New Castle Psychiatric Unit (Contracted Beds)	113	0	14	0	0	1
Pendleton Correctional Facility	1,666	1	0	37	2	9
Reception-Diagnostic Center	638	52	0	0	5	0
Wabash Valley Correctional Facility	<u>1,695</u>	<u>16</u>	<u>31</u>	<u>24</u>	<u>2</u>	<u>17</u>
Total	6,108	80	65	82	17	38

Adult Female

Indiana Women's Prison	598	17	6	6	0	4
------------------------	-----	----	---	---	---	---

SECURE CONFINEMENT UNITS

Adult Male

Wabash Valley Correctional Facility	208	0	0	5	2	1
Westville Control Unit	<u>159</u>	<u>0</u>	<u>0</u>	<u>1</u>	<u>3</u>	<u>2</u>
Total	367	0	0	6	5	3

JAIL BED COUNT

Adult Male	627	N/A	N/A	N/A	N/A	N/A
Adult Female	<u>51</u>	N/A	N/A	N/A	N/A	N/A
Total	678					

CONTRACTED BEDS

Adult Male

Liberty Hall Re-Entry Facility	118	31	0	0	0	1
Marion Co. Re-Entry	32	18	0	0	0	0
Volunteers of America - Evansville	<u>20</u>	<u>5</u>	<u>0</u>	<u>0</u>	<u>0</u>	<u>0</u>
Total	170	54	0	0	0	1

Adult Female

Craine House	3	0	0	0	0	0
Liberty Hall Re-Entry Facility	82	17	0	0	0	1
Volunteers of America - Evansville	<u>22</u>	<u>2</u>	<u>0</u>	<u>0</u>	<u>0</u>	<u>1</u>
Total	107	19	0	0	0	2

Table 1 (Cont.)

JUVENILE OFFENDERS

Juvenile Male

	April Ending Count	General Population Vacancies	Programs & Treatment Vacancies	Segregation & Infirmary Vacancies	Down Beds	Held Beds
Camp Summit	89	5	0	1	0	0
Logansport Juvenile Intake/Diagnostic Facility	35	51	0	6	0	0
North Central Juvenile Correctional Facility	125	39	0	10	0	0
Pendleton Juvenile Correctional Facility	174	183	0	27	0	7
South Bend Juvenile Correctional Facility	<u>84</u>	<u>28</u>	<u>0</u>	<u>0</u>	<u>0</u>	<u>5</u>
Total	507	306	0	44	0	12

Juvenile Female

Madison Juvenile Correctional Facility	47	109	0	16	0	0
--	-----------	------------	----------	-----------	----------	----------

TOTALS

	April Ending Count	General Population Vacancies	Programs & Treatment Vacancies	Segregation & Infirmary Vacancies	Down Beds	Held Beds
GRAND TOTAL FOR ALL ADULT MALES (Includes Jail Bed Count and Contracted Beds)	25,576	974	140	200	105	107
TOTAL FOR ADULT MALES IN DOC FACILITIES ONLY	24,779	920	140	200	105	106
GRAND TOTAL FOR ALL ADULT FEMALES (Includes Jail Bed Count and Contracted Beds)	2,415	199	26	19	0	6
TOTAL FOR ADULT FEMALES IN DOC FACILITIES ONLY	2,257	180	26	19	0	4
TOTAL FOR JUVENILE MALES	507	306	0	44	0	12
TOTAL FOR JUVENILE FEMALES	47	109	0	16	0	0
GRAND TOTAL FOR THE DEPARTMENT (Includes Jail Bed Count and Contracted Beds)	28,545	1,588	166	279	105	125
GRAND TOTAL FOR THE DEPARTMENT (Excludes Jail Bed Count and Contracted Beds)	27,590	1,515	166	279	105	122


* **Other Vacancies:** Includes Segregation and Infirmary beds, beds being held for transitioned offenders.

Sources: Planning Division Facility Body Count Report
 Planning Division Juvenile Daily Count Report
 Operational Support Services - Jail Bed Count Report
 Operational Support Services - Vacancy Report

Indiana Department of Correction
Table 2
Operational Capacity Compared to Population, by Facility
May 1, 2012

LEVEL 1

Adult Male

	March Operational Capacity	April Operational Capacity	April Adjusted Operational Capacity*	April Ending Count	Percent +/- Capacity
Chain O'Lakes Correctional Facility	154	154	154	151	-2%
Edinburgh Correctional Facility	320	320	317	231	-27%
Henryville Correctional Facility	200	200	200	200	0%
Miami Correctional Facility	204	204	204	197	-3%
New Castle Level One (Contracted Beds)	204	204	203	202	0%
Pendleton Correctional Facility	220	220	219	216	-1%
Re-Entry Educational	542	542	476	440	-8%
South Bend Community Re-Entry Facility	108	109	104	104	0%
Wabash Valley Correctional Facility	198	198	197	183	-7%
Westville Correctional Facility	<u>380</u>	<u>379</u> 	<u>372</u>	<u>313</u>	<u>-16%</u>
Total	2,530	2,530	2,446	2,237	-9%

Adult Female

Madison Correctional Facility	576	576	560	523	-7%
Jefferson Co. Re-Entry	<u>26</u>	<u>26</u>	<u>26</u>	<u>26</u>	<u>0%</u>
Total	602	602	586	549	-6%

LEVEL 2

Adult Male

Branchville Correctional Facility	1,485	1485	1467	1439	-2%
Correctional Industrial Facility	1,484	1484	1438	1431	0%
Indiana State Prison-Outside Facility	385	385	385	149	-61%
Miami Correctional Facility	2,984	2984	2967	2959	0%
New Castle Annex	512	512	447	191	-57%
New Castle Correctional Facility (Contracted Beds)	2,431	2431	2394	2354	-2%
Plainfield Correctional Facility	1,672	1672	1666	1646	-1%
Putnamville Correctional Facility	2,604	2544	2541	2521	-1%
Short Term Offender Program	522	522	522	520	0%
Westville Correctional Facility	<u>2,930</u>	<u>2930</u>	<u>2871</u>	<u>2857</u>	<u>0%</u>
Total	17,009	16,949	16,698	16,067	-4%

Adult Female

Rockville Correctional Facility	1,253	1253	1236	1,110	-10%
---------------------------------	--------------	-------------	-------------	--------------	-------------

Table 2 (Cont.)

LEVEL 3

Adult Male

	March Operational Capacity	April Operational Capacity	April Adjusted Operational Capacity*	April Ending Count	Percent +/- Capacity
Indiana State Prison	2,067	2067	2007	1996	-1%
New Castle Psychiatric Unit (Contracted Beds)	128	128	113	113	0%
Pendleton Correctional Facility	1,715	1715	1667	1666	0%
Reception-Diagnostic Center	695	695	690	638	-8%
Wabash Valley Correctional Facility	<u>1,785</u>	<u>1785</u>	<u>1711</u>	<u>1695</u>	<u>-1%</u>
Total	6,390	6,390	6,188	6,108	-1%

Adult Female

Indiana Women's Prison	631	631	615	598	-3%
------------------------	------------	------------	------------	------------	------------

SECURE CONFINEMENT UNITS

Adult Male

Wabash Valley Correctional Facility	216	216	208	208	0%
Westville Control Unit	<u>165</u>	<u>165</u>	<u>159</u>	<u>159</u>	<u>0%</u>
Total	381	381	367	367	0%

JAIL BED COUNT**

Adult Male	719	627 ↓	627	627	0%
Adult Female	<u>39</u>	<u>51</u> ↑	<u>51</u>	<u>51</u>	<u>0%</u>
Total	758	678	678	678	0%

CONTRACTED BEDS

Adult Male

Liberty Hall Re-Entry	150	150	149	118	-21%
Marion Co. Re-Entry	50	50	50	32	-36%
Volunteers of America - Evansville	<u>25</u>	<u>25</u>	<u>25</u>	<u>20</u>	<u>-20%</u>
Total	225	225	224	170	-77%

Adult Female

Craine House	3	3	3	3	0%
Liberty Hall Re-Entry	100	100	99	82	-17%
Volunteers of America - Evansville	<u>25</u>	<u>25</u>	<u>24</u>	<u>22</u>	<u>-8%</u>
Total	128	128	126	107	-15%

Table 2 (Cont.)

JUVENILE OFFENDERS

Juvenile Male

	March Operational Capacity	April Operational Capacity	April Adjusted Operational Capacity*	April Ending Count	Percent +/- Capacity
Camp Summit	95	95	94	89	-5%
Logansport Juvenile Intake/Diagnostic Facility	92	92	86	35	-59%
North Central Juvenile Correctional Facility	174	174	164	125	-24%
Pendleton Juvenile Correctional Facility	391	391	357	174	-51%
South Bend Juvenile Correctional Facility	<u>117</u>	<u>117</u>	<u>112</u>	<u>84</u>	<u>-25%</u>
Total	869	869	813	507	-38%

Juvenile Female

Madison Juvenile Correctional Facility	172	172	156	47	-70%
--	-----	-----	-----	----	------

TOTALS

	March Operational Capacity	April Operational Capacity	April Adjusted Operational Capacity***	April Ending Count	Percent +/- Capacity
GRAND TOTAL FOR ALL ADULT MALES (Includes Jail Bed Count* and Contracted Beds)	27,293	27,102	26,601	25,576	-4%
TOTAL FOR ADULT MALES IN DOC FACILITIES ONLY	26,310	26,250	25,699	24,779	-4%
GRAND TOTAL FOR ALL ADULT FEMALES (Includes Jail Bed Count* and Contracted Beds)	2,653	2,665	2,614	2,415	-8%
TOTAL FOR ADULT FEMALES IN DOC FACILITIES ONLY	2,486	2,486	2,437	2,257	-7%
TOTAL FOR JUVENILE MALES	869	869	813	507	-38%
TOTAL FOR JUVENILE FEMALES	172	172	156	47	-70%
GRAND TOTAL FOR THE DEPARTMENT (Includes Jail Bed Count* and Contracted Beds)	30,987	30,808	30,184	28,545	-5%
GRAND TOTAL FOR THE DEPARTMENT (Excludes Jail Bed Count and Contracted Beds)	29,837	29,777	29,105	27,590	-5%

*Adjusted Monthly Total includes Intake Beds and excludes Down, Held, and Segregation/Infirmary Hold Beds

**Jail Bed Counts - IDOC offender Jail Bed holding is demand-based, therefore Jail Bed Percent Capacity is always 0%

***Includes Jail Bed Count - Jail Bed Operational Capacity is determined by each county's availability and fluctuates from month to month

Sources: Planning Division Facility Body Count Report
 Planning Division Juvenile Daily Count Report
 Operational Support Services - Jail Bed Count Report
 Operational Support Services - Vacancy Report

Indiana Department of Correction
Table 3
Facility Population on the First Day of Each Month
(Excludes County Jail "Back-ups" & Contracted Beds)

	Adult	Adult	Juvenile	Juvenile	
<u>2011</u>	<u>Male</u>	<u>Female</u>	<u>Male</u>	<u>Female</u>	<u>Total</u>
January	24,009	2,336	538	49	26,932
February	23,969	2,291	553	60	26,873
March	24,119	2,322	564	65	27,070
April	24,403	2,348	586	70	27,407
May	24,334	2,322	597	69	27,322
June	24,317	2,326	584	68	27,295
July	24,288	2,325	566	81	27,260
August	24,168	2,284	566	80	27,098
September	24,216	2,317	549	66	27,148
October	24,183	2,310	555	63	27,111
November	24,238	2,301	531	59	27,129
December	24,185	2,284	536	59	27,064

	Adult	Adult	Juvenile	Juvenile	
<u>2012</u>	<u>Male</u>	<u>Female</u>	<u>Male</u>	<u>Female</u>	<u>Total</u>
January	24,264	2,275	499	59	27,097
February	24,367	2,217	493	48	27,125
March	24,651	2,236	515	49	27,451
April	24,879	2,236	522	48	27,685
May	24,779	2,257	507	47	27,590
June					
July					
August					
September					
October					
November					
December					

Sources: Planning Division Facility Body Count Report
Planning Division Juvenile Daily Count Report

Indiana Department of Correction
Table 4
Parole Caseload on May 1, 2012

<u>Parole District</u>	Indiana Parolees				Other Jurisdiction				<u>Total</u>
	<u>Adult Male</u>	<u>Adult Female</u>	<u>Juvenile Male</u>	<u>Juvenile Female</u>	<u>Adult Male</u>	<u>Adult Female</u>	<u>Juvenile Male</u>	<u>Juvenile Female</u>	
<i>Central Office (PD0)*</i>	478	56	3	2	405	43	9	1	997
	<u>District Supervision Breakdown as follows:</u>								
Re-Entry Parole (PD1)	590	91	7	1	20	1	1	0	711
Fort Wayne (PD2)	1,008	111	14	0	50	6	1	0	1,190
Indianapolis (PD3)	2,202	250	1	1	71	5	0	0	2,530
Evansville (P4A)	589	78	6	10	33	4	1	0	721
Terre Haute (P4B)	504	62	5	1	20	3	1	0	596
Bloomington (PD5)	838	117	15	5	72	8	2	0	1,057
Gary (PD6)	677	42	6	0	45	4	3	1	778
New Castle (PD7)	921	140	6	1	55	6	0	0	1,129
South Bend (PD8)	1,187	136	21	4	39	6	0	0	1,393
Total	8,994	1,083	84	25	405	43	9	1	10,644

Total Parole Population on the First Day of Each Month

<u>Calendar Year 2012</u>	Indiana Parolees				Other Jurisdiction				<u>Total</u>
	<u>Adult Male</u>	<u>Adult Female</u>	<u>Juvenile Male</u>	<u>Juvenile Female</u>	<u>Adult Male</u>	<u>Adult Female</u>	<u>Juvenile Male</u>	<u>Juvenile Female</u>	
January	9,111	1,085	122	24	418	43	10	1	10,814
February	9,121	1,091	123	26	413	43	10	1	10,828
March	9,073	1,115	110	27	411	42	10	1	10,789
April	8,949	1,099	99	26	407	42	8	0	10,630
May	8,994	1,083	84	25	405	43	9	1	10,644

* Includes Indiana parolees who are serving their parole in another state, as well as offenders from other States being supervised in Indiana (Interstate Compact)

Sources: Juvenile Services
Parole Division
SAS - juvparl2.pgm



Adult Offender Statistics



Indiana Department of Correction
Table 5
Monthly Admissions and Releases - Adult Offenders
(Includes County Jail "Back-ups" & Contracted Beds)
April 2012

ADMISSIONS	Male	Female
New Commitments	600	175
Parole Violators - New Commits	46	8
Parole Violators - Technical	119	8
Unsentenced (Safekeepers)	0	0
Return from Escape - Secure Facility	0	0
Return from Escape - Non-Secure Facility	1	0
Return from Escape - CTP Absconds	1	0
Probation Violators - New Commits	102	7
Probation Violators - Technical	246	27
Return from CTP - New Commits	0	0
Return from CTP - Technical	9	0
TOTAL ADMISSIONS	1,124	225
RELEASES		
Parole	675	70
CTP to Parole	70	9
Probation	374	71
CTP to Probation	49	6
Escape - Secure Facility	0	0
Walk-Away - Non-Secure Facility	10	3
Discharged	127	35
Unsentenced Discharged	3	2
Other (i.e. Death)	9	1
Community Transition Program (CTP)	151	29
CTP Absconds	2	0
TOTAL RELEASES	1,470	226

*Of the 600 new commitments of male felons, 325 (54.2%) had a prior commitment.
Of the 175 new commitments of female felons, 68 (38.9%) had a prior commitment.*

Effective July 1, 1999, misdemeanants are to be committed to DOC only under special circumstances (IC 11-12-6)

Sources: SAS - prsadm7.pgm, SAS - prisrel7.pgm

Indiana Department of Correction
Table 6
The Number of Department of Correction Offenders
Held in County Jails

May 2, 2012

<u>County</u>	<u>Adult Male</u>	<u>Adult Female</u>	<u>County</u>	<u>Adult Male</u>	<u>Adult Female</u>	<u>County</u>	<u>Adult Male</u>	<u>Adult Female</u>
Adams	3	0	Hendricks	13	0	Pike	2	0
Allen	4	0	Henry*	7	0	Porter	7	0
Bartholomew	7	0	Howard	4	0	Posey	0	1
Benton	0	0	Huntington	12	1	Pulaski*	3	0
Blackford*	6	0	Jackson	16	0	Putnam*	42	1
Boone	2	0	Jasper	4	0	Randolph	2	0
Brown	2	0	Jay	0	0	Ripley	9	3
Carroll	3	0	Jefferson	0	0	Rush	1	0
Cass	9	0	Jennings	0	0	St. Joseph	1	1
Clark	2	4	Johnson	4	0	Scott	6	1
Clay	14	0	Knox*	8	0	Shelby	14	1
Clinton	15	0	Kosciusko	3	0	Spencer*	1	0
Crawford*	10	0	LaGrange	12	2	Starke	3	0
Daviess	9	1	Lake	0	0	Steuben	4	0
Dearborn	6	2	LaPorte	14	1	Sullivan	1	0
Decatur	1	0	Lawrence	12	1	Switzerland	2	0
DeKalb	0	0	Madison	0	0	Tippecanoe	31	0
Delaware	10	4	Marion	0	0	Tipton	0	0
Dubois	1	0	Marshall	2	0	Union	1	0
Elkhart	118	4	Martin	2	0	Vanderburgh	6	0
Fayette	3	0	Miami	5	1	Vermillion	7	1
Floyd	2	0	Monroe	3	1	Vigo	0	0
Fountain	0	0	Montgomery	11	0	Wabash	3	0
Franklin	3	0	Morgan	7	0	Warren	0	0
Fulton	1	1	Newton	2	0	Warrick	12	0
Gibson	0	0	Noble	19	3	Washington	5	0
Grant	4	1	Ohio	0	0	Wayne	22	8
Greene	7	0	Orange*	9	0	Wells*	6	0
Hamilton	11	4	Owen	0	0	White	5	0
Hancock	1	2	Parke	3	0	Whitley	<u>1</u>	<u>0</u>
Harrison*	3	0	Perry	1	1			
Total							627	51

* County Jail Substance Abuse Programs

Source: Operational Support Services□

Indiana Department of Correction
Table 7
Community Transition Program
Average Daily Populations

<u>Month</u>	<u>2008</u>	<u>2009</u>	<u>2010</u>	<u>2011</u>	<u>2012</u>
January	456	404	450	544	483
February	426	410	422	530	474
March	403	384	445	495	483
April	410	390	475	506	586
May	409	408	501	520	-
June	391	414	536	523	-
July	385	414	577	534	-
August	420	400	614	509	-
September	400	429	568	497	-
October	404	450	572	454	-
November	417	452	578	468	-
December	<u>407</u>	<u>458</u>	<u>560</u>	<u>479</u>	-
YEARLY AVERAGE	411	417	525	505	506

Source: CTP Database and OIS Warmbody

Indiana Department Of Correction
Table 8
Community Transition Program
April 2012 Release Information

Total number of offenders eligible to be released during April 2012 =	643
Felony A and B total =	267
Felony C total =	222
Felony D total =	151
Murder =	3
Total number of offenders transitioned to counties for CTP =	188
By default (lack of response from judge)	
Felony A or B =	0
Felony C =	31
Felony D =	20
By approval by court order from judge	
Felony A or B =	77
Felony C =	34
Felony D =	25
Murder =	1
Total number of offenders transitioned to counties then returned to DOC due to refusal (court ordered denial upon receipt of offender) =	0
Total number of court ordered denials =	328
Felony A or B =	106
Felony C =	129
Felony D =	92
Murder =	1
Total number of Felony A or B denials by default (no response from judge) =	72
Total number of offenders who became ineligible after eligibility determined but prior to CTP commencement date (reasons include change in Earliest Possible Release Date, change in warrant status, released to probation or to parole, other miscellaneous) =	55
Felony A or B =	12
Felony C =	28
Felony D =	14
Murder =	1

Source: SAS - CTP2 Adms

Indiana Department of Correction
Table 9
The Total Number of Felony Offenses
Committed to the Indiana Department of Correction

April 2012

OFFENSE - (Citation Code)	THE NUMBER OF OFFENSES			
	This Month		This Calendar Year	
	<u>Female</u>	<u>Male</u>	<u>Female</u>	<u>Male</u>
MURDER (35-42-1-1)	0	6	0	31
Sub-Total	0	6	0	31
CLASS A OFFENSES:				
Aiding, Inducing or Causing an Offense (35-41-2-4)	0	0	0	3
Arson (35-43-1-1)	0	0	0	1
Attempt to Commit a Felony (35-41-5-1)	0	3	2	16
Battery (35-42-2-1)	0	0	1	1
Battery Bodily Waste (35-42-2-6)	0	0	0	0
Battery Child w/Death (35-42-2-1(5))	0	0	0	0
Burglary (35-43-2-1)	0	2	0	11
Child Molesting (35-42-4-3)	0	12	1	75
Conspiracy (35-41-5-2)	0	1	0	7
Criminal Deviate Conduct (35-42-4-2)	1	0	1	2
Dealing Cocaine or Narcotic Drug (35-48-4-1)	0	6	7	34
Dealing Methamphetamine (35-48-4-1.1)	1	4	3	14
Dealing Sched I, II, or III Cntrl'd Sub (35-48-4-2)	0	0	2	4
Fail to Stop Accident w/Injury (9-26-1-1)	0	0	0	0
Kidnapping (35-42-3-2)	0	0	0	2
Neglect of a Dependent/Death (35-46-1-4)	0	0	1	0
Possession of Cocaine or Narcotic Drug (35-48-4-6)	0	0	0	4
Possession of Methamphetamine (35-48-4-6.1)	0	1	0	2
Rape (35-42-4-1)	0	1	0	13
Robbery (35-42-5-1)	0	1	0	10
Sexual Misconduct with a Minor (35-42-4-9)	0	0	0	0
Vicarious Sexual Gratification (35-42-4-5)	0	0	0	0
Voluntary Manslaughter (35-42-1-3)	0	3	2	11
Sub-Total	2	34	20	210

CLASS B OFFENSES:	THE NUMBER OF OFFENSES			
	This Month		This Calendar Year	
	<u>Female</u>	<u>Male</u>	<u>Female</u>	<u>Male</u>
Accident/Failure to Stop-Serious Inj/Death (9-26-1-8)	0	1	0	3
Aggravated Battery (35-42-2-1.5)	3	11	4	38
Aiding, Inducing or Causing an Offense (35-41-2-4)	0	4	4	28
Arson (35-43-1-1)	0	11	4	29
Attempt to Commit a Felony (35-41-5-1)	2	5	5	29
Battery (35-42-2-1)	2	1	4	6
Battery by Bodily Waste (35-42-2-6)	0	0	0	0
Burglary (35-43-2-1)	7	91	23	373
Carjacking (35-42-5-2)	2	1	2	11
Causing Suicide (35-42-1-2)	0	0	0	0
Child Molesting (35-42-4-3)	0	19	0	70
Child Solicitation (35-42-4-6)	0	0	0	0
Conspiracy (35-41-5-2)	5	14	14	51
Criminal Confinement (35-42-3-3)	0	7	1	31
Criminal Deviate Conduct (35-42-4-2)	0	4	0	16
Dangerous Control of a Handgun (35-47-10-6)	0	0	0	0
Dealing Cocaine or Narcotic Drug (35-48-4-1)	3	50	29	276
Dealing Methamphetamine (35-48-4-1.1)	9	30	31	144
Dealing Sched I, II, or III Cntrl Sub (35-48-4-2)	8	34	40	119
Dealing Sched IV Cntrl Sub (35-48-4-3)	0	0	0	2
Dealing Sched V Cntrl Sub (35-48-4-4)	0	0	0	0
Escape (35-44-3-5)	1	1	1	2
Failure to Deposit Public Fund (5-13-14-3)	0	0	0	0
Felon in Possession of a Firearm (35-47-4-5)	0	15	0	76
Human Sexual Trafficking (35-42-3.5)	0	0	0	0
Incest (35-46-1-3)	0	0	0	3
Misappr. of Insurance Escrow Funds (35-43-9-7B2)	0	0	0	0
Neglect of a Dependent (35-46-1-4)	3	1	8	5
Operating Machine Gun/Bomb (35-47-5-9)	0	0	0	0
Operating Vehicle Intoxicated/Death (9-30-5-5)	1	0	1	3
Possession of Cocaine or Narcotic Drug (35-48-4-6)	1	2	6	21
Possession Methamphetamine (35-48-4-6.1)	0	3	0	13
Possession Sched IV Cntrl Sub (35-48-4-7)	0	0	0	2
Prisoner Poss. Dang Device/Material (35-44-3-9.5)	0	0	0	1
Promoting Prostitution, under 18 (35-45-4-4)	0	0	0	0
Rape (35-42-4-1)	0	9	0	28
Resisting Law Enforcement (35-44-3-3)	0	0	0	0
Robbery (35-42-5-1)	5	67	11	230
Service Provider Misconduct (35-44-1-5)	0	0	0	0
Sexual Misconduct with a Minor (35-42-4-9)	1	23	2	90
Stalking (35-45-10-5)	0	0	0	0
Vicarious Sexual Gratification (35-42-4-5)	0	0	1	0
Voluntary Manslaughter (35-42-1-3)	0	0	0	4
Sub-Total	53	404	191	1,704

CLASS C OFFENSES:	THE NUMBER OF OFFENSES			
	This Month		This Calendar Year	
	<u>Female</u>	<u>Male</u>	<u>Female</u>	<u>Male</u>
Aiding, Inducing or Causing an Offense (35-41-2-4)	0	4	2	15
Altered/Counterfeit Lotto Ticket (4-30-14-3)	0	0	0	0
Armor Piercing Handgun Ammo (35-47-5-11)	0	0	0	0
Arson (35-43-1-1)	0	0	0	0
Assisting a Criminal (35-44-3-2)	0	2	2	6
Attempt to Commit a Felony (35-41-5-1)	0	8	1	42
Auto Theft, Receiving Stolen Parts (35-43-4-2.5)	1	10	2	33
Battery (35-42-2-1)	7	37	17	172
Battery by Bodily Waste (35-42-2-6)	0	0	0	0
Bribery (35-44-1-1)	1	0	1	0
Burglary (35-43-2-1)	3	85	11	321
Carrying Handgun w/o License (35-47-2-23)	0	18	1	63
Check Fraud (35-43-5-12)	0	0	0	1
Child Exploitation (35-42-4-4)	0	0	0	4
Child Molesting (35-42-4-3)	0	32	0	126
Child Solicitation (35-42-4-6)	0	1	0	6
Conspiracy (35-41-5-2)	2	4	4	20
Contribute to Delinquency (35-46-1-8)	0	0	0	0
Controlled Substance Registration (35-48-4-14)	0	0	4	1
Corrupt Business Influence (35-45-6-2)	1	1	5	9
Criminal Confinement (35-42-3-3)	0	5	0	17
Criminal Mischief (35-43-1-2)	0	0	0	1
Criminal Recklessness (35-42-2-2)	0	5	0	24
Dangerous Control of a Handgun (35-47-10-6)	0	0	0	0
Dangerous Possession of a Handgun (35-47-10-5)	0	0	0	0
Deadly Weapon-Aircraft (35-47-6-1)	0	0	0	0
Dealing Cocaine or Narcotic Drug (35-48-4-1)	0	0	0	0
Dealing Marijuana, Hash Oil, or Hashish (35-48-4-10)	0	7	1	21

CLASS C (Cont.)
THE NUMBER OF OFFENSES

	This Month		This Calendar Year	
	<u>Female</u>	<u>Male</u>	<u>Female</u>	<u>Male</u>
Dealing/Poss. Look-Alike Subs (35-48-4-4.6)	0	0	1	4
Dealing Sched IV Controlled Substance (35-48-4-3)	0	2	8	11
Dealing Sched V Controlled Substance (35-48-4-4)	0	0	0	0
Destroy Handgun I.D. (35-47-2-18)	0	0	0	1
Driving After Forfeiture (9-12-3-2)	0	0	0	0
Driving Intoxicated/Death (9-11-2-5)	0	0	2	2
Driving Suspended/Death (9-24-19-4)	0	0	0	0
Escape (35-44-3-5)	1	6	4	27
Explosive or Flammable Substance (35-47-5-1)	0	0	0	0
Failure to Register as a Sex Offender (5-2-12-9)	3	6	3	28
Failure to Stop Accident/Death (9-26-1-8)	0	1	0	1
Felon in Possession of a Firearm (35-47-4-5)	0	0	1	3
Feticide (35-42-1-6)	0	0	0	0
Firearm w/in One Mile of School (35-47-2-1)	0	10	0	26
Forged Prescription (16-6-8-3)	0	0	0	0
Forgery (35-43-5-2)	24	40	86	188
Fraud on Financial Institution (35-43-5-8)	2	10	3	19
Gang Intimidation (35-45-9-4)	0	0	0	0
Handgun Violation (35-47-2-7)	0	0	0	1
Home Improvement Fraud (35-43-6-13)	0	0	0	0
Incest (35-46-1-3)	0	1	0	10
Inmate Fraud (35-43-5-20)□	0	0	0	1
Insurance Fraud (35-43-5-4.5)	0	0	1	0
Interference with Medical Services (35-42-2-8)	0	0	1	0
Intimidation (35-45-2-1)	0	8	2	23
Involuntary Manslaughter (35-42-1-4)	0	0	0	2
Loan Sharking (35-45-7-2)	0	0	0	0
Misappropriated Insurance Funds (35-43-9-7B1)	0	0	0	0
Money Laundering (35-45-15-5)	0	0	0	0
Neglect of a Dependent (35-46-1-4)	0	0	11	7
Non-Support of Dependent Child (35-46-1-5)	0	3	3	41
Obliterating Handgun I.D. (35-47-2-18)	0	0	0	0
Operating Vehicle-Habitual Violation (9-30-10-16)	0	0	0	0
Operating Vehicle w/Lifetime Suspension (9-30-10-17)	3	35	7	134
Operating Vehicle Intoxicated/Death (9-30-5-5)	0	0	0	1
Operating Vehicle Intoxicated/Injury (9-30-5-4)	0	0	0	3
Operating Vehicle-Schedule 1/Death (35-48-2-4)	0	0	0	0
Operating Vehicle Intoxicated/Minor present (9-30-5-3)	0	1	0	2
Permitting Child to Possess Firearm (35-47-10-7)	0	0	0	0
Possession of Cocaine or Narcotic Drug (35-48-4-6)	2	17	5	74
Possession of Controlled Substance (35-48-4-7)	2	4	12	23
Possession of Marijuana (35-48-4-11)	0	0	0	1
Possession of Precursors (35-48-4-14.5)	0	2	1	10
Possession/Use Legend Drug (16-42-19-27)	0	0	2	0
Possession - Destruct Device (35-47.5-5-2)	0	0	0	0
Possession - Explosives/Convicted Felon (35-47.5-5-3)	0	0	0	0
Possession - Machine Gun or Bomb (35-47-5-8)	0	0	0	0
Possession Methamphetamine (35-48-4-6.1)	4	6	5	18
Possession - Sawed-Off Shotgun (35-47-5-4.1)	0	0	0	0
Promoting Prostitution (35-45-4-4)	0	0	1	1
Prisoner Poss. Dang Device/Material (35-44-3-9.5)	0	0	0	2
Reckless Homicide (35-42-1-5)	1	1	1	9
Reckless Driving Workzone Death (9-21-8-56)	0	0	0	0
Remove/Alter Original VIN # (9-18-8-12)	0	0	0	0
Resisting Law Enforcement (35-44-3-3)	0	0	0	2
Robbery (35-42-5-1)	1	29	6	118
Security Sale Fraud (23-2-1-12)	0	0	0	0
Sexual Battery (35-42-4-8)	0	0	0	0
Sexual Misconduct with a Minor (35-42-4-9)	2	13	2	43
Stalking (35-45-10-5)	0	2	0	10
Theft, Receiving Stolen Property (35-43-4-2)	1	0	2	5
Trafficking with an Inmate (35-44-3-9)	4	1	4	4
Transfer Contaminated Bodily Fluid (35-42-1-7)	0	0	0	0
Unlawfully Transacting Business as an Agent (23-2-1-8)	0	0	0	0
Vicarious Sexual Gratification (35-42-4-5)	0	0	0	0
Violation of Custody Order (35-42-3-4)	0	0	0	0
Welfare Fraud (35-43-5-7)	0	0	3	0
Sub-Total	65	417	228	1,737

CLASS D OFFENSES:	THE NUMBER OF OFFENSES			
	This Month		This Calendar Year	
	<u>Female</u>	<u>Male</u>	<u>Female</u>	<u>Male</u>
Abuse of a Corpse (35-45-11-2)	0	0	0	0
Accident/Failure to Stop (9-4-1-40)	0	1	0	1
Accident/Failure to Stop-Serious Inj/Death (9-26-1-8)	0	1	0	1
Aiding, Inducing or Causing an Offense (35-41-2-4)	0	4	1	14
Aid-Manufacture of Schedule 2 (35-48-4-2)	0	0	0	0
Animal Fight Contest (35-46-3-9)	0	0	0	0
Arson (35-43-1-1)	0	1	0	6
Assisting a Criminal (35-44-3-2)	1	3	4	9
Attempt to Commit a Felony (35-41-5-1)	2	18	13	68
Auto Theft, Receiving Stolen Parts (35-43-4-2.5)	2	26	12	104
Battery (35-42-2-1)	2	19	12	85
Battery by Bodily Waste (35-42-2-6)	1	7	4	19
Battery on Law Enforcement (35-42-2-1)	0	2	1	5
Bigamy (35-46-1-2)	0	0	0	0
Burglary (35-43-2-1)	0	0	0	1
Causing Suicide (35-42-1-2)	0	0	0	0
Cemetery Mischief (35-43-1-2.1)	0	0	0	0
Cheating at Gambling (4-33-10-2)	0	0	0	0
Check Deception (35-43-5-5)	0	0	0	0
Check Fraud (35-43-5-12)	0	2	2	19
Child Exploitation (35-42-4-4)	0	0	0	2
Child Molesting (35-42-4-3)	0	0	0	0
Child Pornography (35-42-4-4)	0	4	0	6
Child Seduction (35-42-4-7)	0	1	0	3
Child Solicitation (35-42-4-6)	0	1	0	3
Computer Tampering (35-43-1-4)	0	0	0	0
Conflict of Interest (35-44-1-3)	0	0	0	0

CLASS D (Cont.)
THE NUMBER OF OFFENSES

	This Month		This Calendar Year	
	<u>Female</u>	<u>Male</u>	<u>Female</u>	<u>Male</u>
Conspiracy (35-41-5-2)	0	1	0	10
Controlled Substance Registration (35-48-4-14)	4	1	13	8
Conversion (35-43-4-3)	0	0	0	0
Criminal Confinement (35-42-3-3)	2	15	4	53
Criminal Deviate Conduct (35-42-4-2)	0	0	0	0
Criminal Gang Activity (35-45-9-3)	0	2	0	4
Criminal Mischief (35-43-1-2)	0	2	0	5
Criminal Recklessness (35-42-2-2)	2	15	6	64
Criminal Trespass (35-43-2-2)	1	7	3	18
Cruelty to Animals (35-46-3-12)	0	0	0	0
Cultivation of Marijuana (35-48-4-1)	0	0	1	0
Dealing Counterfeit Substance (35-48-4-5)	0	0	0	1
Dealing Marijuana, Hash Oil, or Hashish (35-48-4-10)	0	6	1	24
Dealing Paraphernalia (35-48-4-8.2)	0	0	0	0
Dealing Sched V Controlled Substance (35-48-4-4)	0	0	0	0
Dealing Subs. Represent as Cntrl'd Subs. (35-48-4-4.5)	0	0	0	0
Dealing - Sawed-Off Shotgun (35-47-5-4.1)	0	0	0	0
Disorderly Conduct (35-45-1-3)□	0	0	0	1
Disposal Dead Animal (15-17-11-20)	0	0	0	0
Dispose Solid Waste (13-30-2-1)	0	0	0	0
Dissemination of Matter Harmful to Minor (35-49-3-3)	0	1	0	4
Domestic Battery (35-42-2-1.3)	2	16	4	120
Driving While Intoxicated (9-11-2-3)	3	18	11	73
Driving While Intoxicated/Injury (9-11-2-4)	0	0	0	0
Driving While Suspended/Oper Veh HTV (9-30-19-16)	0	1	2	8
Driving While Suspended/Restricted (9-24-18-5)	0	0	0	0
Dump Controlled Substance Waste (38-48-4-4.1)	0	0	0	1
Exploit Endangered Adult (35-46-1-12)	0	0	0	0
Failure to Appear (35-44-3-6)	0	1	2	7
Failure to Register as a Sex Offender (5-2-12-9)	0	16	0	69
Failure to Remit Money (6-3-4-8)	0	0	0	0
Failure to Remit Sales Tax (6-2.5-9-3)	0	0	0	0
Failure to Return to Lawful Detention (35-44-3-5)	2	24	16	92
Fail to Stop Accident w/Injury (9-26-1-1)	0	1	0	3
Failure to Warn Comm Disease (35-42-1-9)	0	6	0	7
False Reporting (35-44-2-2)	0	1	0	2
Forged Prescription (16-6-8-3)	0	0	0	0
Forgery (35-43-5-2)	0	0	1	8
Fraud (35-43-5-4)	6	11	19	26
Fraud on Financial Institution (35-43-5-8)	1	0	1	0
Ghost Employment (35-44-2-4)	0	0	0	1
Handgun Violation (35-47-2-1)	0	0	0	0
Hazardous Waste Activities (13-30-6-3)	0	0	0	0
Home Improvement Fraud (35-43-6-12)	0	0	0	1
Home Improvement Fraud/Enhanced (35-43-6-13)	0	0	0	0
Identity Deception (35-43-5-3.5)	2	2	10	18
Illegal Possession of Firearm - Prior Felon (35-47-4-4)	0	0	0	0
Illegal Possession of VIN Plate (9-18-8-15)	0	0	0	0

CLASS D (Cont.)

THE NUMBER OF OFFENSES

	This Month		This Calendar Year	
	<u>Female</u>	<u>Male</u>	<u>Female</u>	<u>Male</u>
Impersonation of a Public Servant (35-44-2-3)	0	0	0	4
Incest (35-46-1-3)	0	0	0	0
Income Tax Evasion (6-3-6-11)	0	0	0	0
Intimidation (35-45-2-1)	0	13	2	72
Invasion of Privacy (35-46-1-15.1)	0	5	0	20
Involuntary Manslaughter (35-42-1-4)	0	0	0	0
Leaving Scene of Accident (9-4-1-42)	0	0	0	0
Loan Sharking (35-45-7-2)	0	0	0	0
Maintaining a Common Nuisance (35-48-4-13)	1	16	12	63
Manufacture Paraphernalia (35-48-4-8.1)	0	0	0	1
Medicaid Fraud (35-43-5-7.1)	0	0	0	0
Money Laundering (35-45-15-5)	0	0	0	1
Moving Body from Scene of Death (36-2-14-17)	1	0	1	0
Neglect of a Dependent (35-46-1-4)	13	6	22	21
Non-Support of a Child (35-46-1-5)	0	12	1	49
Non-Support of a Spouse (35-46-1-6)	0	0	0	0
Obscene Performance (35-49-3-2)	0	0	0	0
Obstruction of Justice (35-44-3-4)	0	2	4	9
Odometer Tampering (9-19-9-2)	0	0	0	0
Official Misconduct (5-13-14-3)	0	0	0	0
Operating Vehicle-Habitual Violation (9-30-10-16)	4	25	13	90
Operating Vehicle Intoxicated (9-11-2-3)	0	0	0	1
Operating Vehicle Intoxicated-Contrlld Sub (9-30-5-1)	0	2	0	4
Operating Vehicle Intoxicated-Endanger (9-30-5-2)	8	14	26	88
Operating Vehicle Intoxicated-Injury (9-22-2-4)	0	0	0	4
Operating Vehicle Intoxicated-Prior (9-30-5-3)	16	43	47	228
Operating Vehicle Intoxicated-Serious Injury (9-30-5-4)	0	0	0	0
Perjury (35-44-2-1)	1	0	1	2
Pointing a Firearm (35-47-4-3)	0	6	0	11
Poisoning (35-45-3-1)	0	0	0	0
Possession of Anabolic Steroid (IC 16-42-19-19)	0	0	0	1
Possession of Cocaine or Narcotic Drug (35-48-4-6)	15	35	31	134
Possession of Controlled Substance (35-48-4-7)	14	42	57	191
Possession of Controlled Substance Tax (6-7-3-11)	0	6	0	11
Poss. of Marijuana, Hash Oil, or Hashish (35-48-4-11)	4	49	8	175
Possession of Methamphetamine (35-48-4-6.1)	5	7	14	28
Possession of Marijuana Subst Tax (6-7-3-11)	0	0	0	1
Possession of Methamp Subst Tax (6-7-3-11-B)	3	20	25	80
Possession of Paraphernalia (35-48-4-8.3)	1	4	15	30
Possession of Precursors (35-48-4-14.5)	1	12	7	51
Possession of Presc/Aleg Drug (35-48-3-9)	1	3	10	13
Possession/Use of Legend Drug (16-42-19-13)	0	2	1	6
Possession - Firearm-School Property (35-47-9-2)	0	0	0	2
Possession - Handgun w/o License (35-47-2-23)	0	0	0	0
Possession - Sawed-Off Shotgun (35-47-5-4.1)	0	0	0	1
Possession - Syringe/Needle (16-42-19-18)	1	4	5	23
Possession Vehicle w/Altered or Removed ID (9-1-5-1)	0	0	0	0
Prescription Fraud (35-43-5-1)	0	0	0	1
Promoting Professional Gambling (35-45-5-4)	0	0	0	0
Prostitution (35-45-4-2)	6	0	27	2

CLASS D (Cont.)**THE NUMBER OF OFFENSES**

	This Month		This Calendar Year	
	<u>Female</u>	<u>Male</u>	<u>Female</u>	<u>Male</u>
Public Indecency (35-45-4-1)	0	1	1	4
Public Intoxication (7-15-1-3)	0	0	0	0
Rape (35-42-4-1)	0	0	0	0
Residential Entry (35-43-2-1.5)	0	13	5	94
Resisting Law Enforcement (35-44-3-3)	5	41	12	187
Rioting (35-45-1-2)	0	0	0	0
Sale, Dist, or Exhibit of Obscene Material (35-49-3-1)	0	0	0	0
Sale of Legend Drug (16-42-19-11)	1	0	1	0
Sexual Battery (35-42-4-8)	0	3	0	31
Sexual Misconduct (35-44-1-5)	0	1	0	3
Sexual Misconduct with a Minor (35-42-4-9)	2	1	2	4
Sex Offender Residency Restrictions (35-42-4-11)	0	1	0	5
Sex Offender without Identification (11-8-8-15)	0	0	0	2
Stalking (35-45-10-5)	0	1	1	3
Strangulation (35-42-2-9)	1	21	1	62
Theft, Receiving Stolen Property (35-43-4-2)	74	235	254	1003
Trafficking with an Inmate (35-44-3-9)	0	0	0	0
Unlawful Delivery of Confiscated Firearm (35-47-3-4)	0	0	0	0
Unlawful Use of Body Armor (35-47-5-13)	0	1	0	2
Unlawful Use of Stun Gun (35-47-8-5)	0	0	0	0
Use of Stun Gun (35-47-8-5)	0	0	0	0
Uttering Forged Prescription (16-42-19-26)	0	0	0	0
Vicarious Sexual Gratification (35-42-4-5)	0	1	0	3
Violation-1935 Firearms (35-47-5-4.1)	0	0	0	0
Violation of Custody Order (35-42-3-4)	0	0	0	1
Violation of Fuel Statute (6-6-4.1-18)	0	0	0	0
Visit Place Unlawfully Selling Alcohol (7.1-5-10-21)	0	0	0	0
Vote in Other Precinct (3-14-2-11)	0	0	0	0
Voyeurism (35-45-4-5)	0	2	0	3
Welfare Fraud (35-43-5-7)	<u>0</u>	<u>0</u>	<u>0</u>	<u>0</u>
Sub-Total	211	887	749	3,799

HABITUAL OFFENSES:

Habitual Offender (35-50-2-8)	0	0	0	2
Habitual Offender Controlled Substance (35-50-2-10)	0	0	0	0
Habitual Offender Substance Abuse (35-50-2-10)	0	5	1	12
Habitual Offender Traffic Laws (9-30-10-4)	<u>0</u>	<u>0</u>	<u>0</u>	<u>0</u>
Sub-Total	0	5	1	14

GRAND TOTAL NUMBER OF OFFENSES	331	1,753	1,189	7,495
---------------------------------------	------------	--------------	--------------	--------------

Note: Offense data may not be available for all offenders at the time this table was prepared.

The original committing offenses for technical parole violators and technical Community Transition Program violators are reported on this table.

Source: SAS - admoffenses7.pgm

Indiana Department of Correction
Table 10
The Number of Felons by Most Serious Offense
Committed to the Indiana Department of Correction

April 2012

MOST SERIOUS OFFENSE - (Citation Code)	THE NUMBER OF FELONS			
	This Month		This Calendar Year	
	<u>Female</u>	<u>Male</u>	<u>Female</u>	<u>Male</u>
MURDER (35-42-1-1)	<u>0</u>	<u>6</u>	<u>0</u>	<u>26</u>
Sub-Total	0	6	0	26
CLASS A OFFENSES:				
Aiding, Inducing or Causing an Offense (35-41-2-4)	0	0	0	0
• Burglary	0	0	0	0
• Child Molesting	0	0	0	1
• Dealing Cocaine or Narcotic Drug	0	0	0	0
• Dealing Methamphetamine	0	0	0	0
• Murder	0	0	0	1
• Robbery	0	0	0	1
• Voluntary Manslaughter	0	0	0	0
Arson (35-43-1-1)	0	0	0	1
Attempt to Commit a Felony (35-41-5-1)	0	0	0	0
• Battery	0	0	0	0
• Burglary	0	0	0	0
• Child Molesting	0	1	0	3
• Dealing Methamphetamine	0	0	0	0
• Murder	0	1	1	9
• Rape	0	0	0	0
• Residential Entry	0	0	0	0
• Robbery	0	1	1	1
• Theft, Receiving Stolen Property	0	0	0	0
• Voluntary Manslaughter	0	0	0	0
Battery (35-42-2-1)	0	0	1	1
Battery Bodily Waste (35-42-2-6)	0	0	0	0
Battery Child w/Death (35-42-2-1(5))	0	0	0	0
Burglary (35-43-2-1)	0	2	0	8
Child Molesting (35-42-4-3)	0	7	1	46
Conspiracy (35-41-5-2)	0	0	0	0
• Arson	0	0	0	0
• Burglary	0	0	0	0
• Carjacking	0	0	0	0
• Child Molesting	0	0	0	0
• Dealing Cocaine or Narcotic Drug	0	0	0	1
• Dealing Methamphetamine	0	0	0	0
• Forgery	0	0	0	0
• Kidnapping	0	0	0	1
• Murder	0	0	0	2
• Robbery	0	0	0	1
Criminal Deviate Conduct (35-42-4-2)	1	0	1	1
Dealing Cocaine or Narcotic Drug (35-48-4-1)	0	5	7	31
Dealing Methamphetamine (35-48-4-1.1)	1	4	3	13
Dealing Sched I, II, or III Cntrl'd Sub (35-48-4-2)	0	0	2	1
Fail to Stop Accident w/Injury (9-26-1-1)	0	0	0	0
Kidnapping (35-42-3-2)	0	0	0	1
Neglect of a Dependent/Death (35-46-1-4)	0	0	1	0
Possession of Cocaine or Narcotic Drug (35-48-4-6)	0	0	0	4
Possession of Methamphetamine (35-48-4-6.1)	0	1	0	2
Rape (35-42-4-1)	0	1	0	12
Robbery (35-42-5-1)	0	1	0	7
Sexual Misconduct with a Minor (35-42-4-9)	0	0	0	0
Vicarious Sexual Gratification (35-42-4-5)	0	0	0	0
Voluntary Manslaughter (35-42-1-3)	0	3	2	11
Sub-Total	2	27	20	160

CLASS B OFFENSES:	THE NUMBER OF FELONS			
	This Month		This Calendar Year	
	Female	Male	Female	Male
Accident/Failure to Stop-Serious Inj/Death (9-26-1-8)	0	1	0	3
Aggravated Battery (35-42-2-1.5)	3	10	4	32
Aiding, Inducing or Causing an Offense (35-41-2-4)	0	0	0	0
• Aggravated Battery	0	0	0	0
• Arson	0	0	0	1
• Burglary	0	0	1	9
• Carjacking	0	0	0	0
• Dealing Cocaine or Narcotic Drug	0	0	0	0
• Dealing Methamphetamine	0	0	1	3
• Dealing Sched I, II, or III Cntrl'd Sub	0	1	0	1
• Possession of Cocaine or Narcotic Drug	0	0	0	0
• Possession of Methamp Subst Tax	0	0	0	0
• Rape	0	0	0	0
• Robbery	0	2	0	5
• Sexual Misconduct with a Minor	0	0	0	0
Arson (35-43-1-1)	0	5	4	18
Attempt to Commit a Felony (35-41-5-1)	0	0	0	0
• Aggravated Battery	0	0	0	2
• Arson	0	0	1	1
• Battery	0	1	0	1
• Burglary	0	0	0	1
• Carjacking	0	0	0	2
• Child Molesting	0	1	0	1
• Criminal Confinement	0	0	0	0
• Criminal Deviate Conduct	0	2	0	3
• Dealing Cocaine or Narcotic Drug	0	0	1	1
• Dealing Methamphetamine	1	0	1	3
• Dealing Sched I, II, or III Cntrl'd Sub	0	0	0	0
• Escape	0	0	0	0
• Incest	0	0	0	0
• Murder	0	0	0	0
• Rape	0	0	0	0
• Robbery	0	0	1	5
• Sexual Misconduct with a Minor	0	0	0	1
• Voluntary Manslaughter	0	0	0	0
Battery (35-42-2-1)	2	1	4	6
Battery by Bodily Waste (35-42-2-6)	0	0	0	0
Burglary (35-43-2-1)	6	67	22	252
Carjacking (35-42-5-2)	1	1	1	10
Causing Suicide (35-42-1-2)	0	0	0	0
Child Molesting (35-42-4-3)	0	18	0	62
Conspiracy (35-41-5-2)	0	0	0	0
• Aggravated Battery	0	0	0	0
• Arson	0	0	0	0
• Burglary	1	2	1	3
• Dealing Cocaine or Narcotic Drug	0	4	0	12
• Dealing Methamphetamine	0	3	5	12
• Dealing Sched I, II, or III Cntrl'd Sub	2	0	4	5
• Murder	0	0	0	0
• Possess Cocaine or Narcotic Drug	0	0	1	0
• Robbery	2	2	3	9
Consumer Product Tampering (35-45-8-1)	0	0	0	0
Criminal Confinement (35-42-3-3)	0	2	1	17
Criminal Deviate Conduct (35-42-4-2)	0	4	0	11
Dangerous Control of a Handgun (35-47-10-6)	0	0	7	0
Dealing Cocaine or Narcotic Drug (35-48-4-1)	3	41	20	224
Dealing Methamphetamine (35-48-4-1.1)	8	28	27	130
Dealing Sched I, II, or III Cntrl'd Sub (35-48-4-2)	7	28	33	98
Dealing Sched IV Cntrl'd Sub (35-48-4-3)	0	0	0	1
Dealing Sched V Cntrl'd Sub (35-48-4-4)	0	0	0	0
Escape (35-44-3-5)	1	1	1	2
Failure to Deposit Public Fund (5-13-14-3)	0	0	0	0
Felon in Possession of a Firearm (35-47-4-5)	0	11	0	56
Human Sexual Trafficking (35-42-3-5)	0	0	0	0
Incest (35-46-1-3)	0	0	0	3
Misappr. of Insurance Escrow Funds (35-43-9-7B2)	0	0	0	0
Neglect of a Dependent (35-46-1-4)	2	1	6	3
Operating Machine Gun/Bomb (35-47-5-9)	0	0	0	0
Operating Vehicle Intoxicated/Death (9-30-5-5)	1	0	1	2
Possession of Cocaine or Narcotic Drug (35-48-4-6)	1	2	5	20
Possession Methamphetamine (35-48-4-6.1)	0	3	0	12
Possession Sched IV Cntrl'd Sub (35-48-4-7)	0	0	0	2
Prisoner Poss. Dang. Device/Material (35-44-3-9.5)	0	0	0	1
Promoting Prostitution, under 18 (35-45-4-4)	0	0	0	0
Rape (35-42-4-1)	0	5	0	21
Resisting Law Enforcement (35-44-3-3)	0	0	0	0
Robbery (35-42-5-1)	4	46	9	165
Sexual Misconduct with a Minor (35-42-4-9)	1	16	2	58
Service Provider Misconduct (35-44-1-5)	0	0	0	0
Stalking (35-45-10-5)	0	0	0	0
Vicarious Sexual Gratification (35-42-4-5)	0	0	1	0
Voluntary Manslaughter (35-42-1-3)	0	0	0	4
Sub-Total	46	309	168	1,294

CLASS C OFFENSES:	THE NUMBER OF FELONS			
	This Month		This Calendar Year	
	Female	Male	Female	Male
Aiding, Inducing or Causing an Offense (35-41-2-4)	0	0	0	0
• Aggravated Battery	0	0	0	0
• Battery	0	1	0	1
• Burglary	0	0	1	1
• Criminal Confinement	0	0	0	0
• Criminal Recklessness	0	0	0	0
• Dealing Cocaine or Narcotic Drug	0	0	0	0
• Dealing Marijuana	0	0	0	0
• Dealing a Schedule IV Substance	0	0	0	0
• Escape	0	0	0	0
• Forgery	0	0	0	1
• Fraud on Financial Institution	0	0	0	0
• Intimidation	0	0	0	0
• Possession of Coke/Narcotics	0	0	0	0
• Possession of Precursors	0	0	0	0
• Possession of a Schedule V Substance	0	0	0	0
• Reckless Homicide	0	0	0	0
• Robbery	0	2	1	6
• Security Sale Fraud	0	0	0	0
• Sexual Misconduct with a Minor	0	0	0	0
• Trafficking with an Inmate	0	0	0	1
Altered/Counterfeit Lotto Ticket (4-30-14-3)	0	0	0	0
Armor Piercing Handgun Ammo (35-47-5-11)	0	0	0	0
Arson (35-43-1-1)	0	0	0	0
Assisting a Criminal (35-44-3-2)	0	2	1	6
Attempt to Commit a Felony (35-41-5-1)	0	0	0	0
• Aggravated Battery	0	0	0	0
• Arson	0	0	0	0
• Auto Theft, Receiving Stolen Parts	0	0	0	0
• Battery	0	0	0	2
• Burglary	0	1	0	5
• Child Exploitation	0	0	0	2
• Child Molesting	0	0	0	0
• Controlled Substance Regist	0	0	0	0
• Criminal Confinement	0	0	0	0
• Criminal Deviate Conduct	0	0	0	0
• Dealing Cocaine or Narcotic Drug	0	0	0	0
• Dealing Marijuana/Hash	0	0	0	0
• Dealing Meth	0	0	0	0
• Dealing Sched I, II, or III Cntrlr Sub	0	0	0	0
• Disarming a Law Enforcement Officer	0	0	0	1
• Forged Prescription	0	0	0	1
• Escape	0	0	0	1
• Forgery	0	0	0	1
• Fraud on Financial Institution	0	0	0	0
• Incest	0	0	0	0
• Murder	0	0	0	0
• Possession of Cocaine or Narcotic Drug	0	0	0	0
• Possession of a Controlled Substance	0	0	0	0
• Possession/Use of Legend Drug	0	0	0	0
• Rape	0	0	0	0
• Robbery	0	2	0	7
• Sexual Misconduct with a Minor	0	1	0	2
• Trafficking with an Inmate	0	0	1	0
Auto Theft, Receiving Stolen Parts (35-43-4-2.5)	1	7	2	26
Battery (35-42-2-1)	5	29	12	130
Battery by Bodily Waste (35-42-2-6)	0	0	0	0
Bribery (35-44-1-1)	1	0	1	0
Burglary (35-43-2-1)	2	61	9	221
Carrying Handgun w/o License (35-47-2-23)	0	10	1	46
Causing Suicide (35-42-1-2)	0	0	0	0
Check Fraud (35-43-5-12)	0	0	0	1
Child Exploitation (35-42-4-4)	0	0	0	1
Child Molesting (35-42-4-3)	0	17	0	81
Child Solicitation (35-42-4-6)	0	1	0	4
Conspiracy (35-41-5-2)	0	0	0	0
• Aggravated Battery	0	0	0	0
• Arson	0	0	0	0
• Battery	1	0	1	1
• Bribery	0	0	0	0
• Burglary	0	0	0	1
• Criminal Recklessness	0	1	0	1
• Dealing Cocaine or Narcotic Drug	0	0	0	0
• Dealing a Look-alike Substance	0	0	0	1
• Dealing a Schedule IV Substance	0	0	0	1
• Dealing Marijuana/Hash	0	1	0	2
• Forgery	1	1	1	1
• Fraud on Financial Institution	0	0	0	0
• Insurance Fraud	0	0	0	0
• Murder	0	0	0	0
• Possession of Cocaine or Narcotic Drug	0	0	0	0
• Possession of Precursors	0	0	0	0
• Robbery	0	0	0	3
• Trafficking with an Inmate	0	0	0	1
• Welfare Fraud	0	0	0	0
Contribute to Delinquency (35-46-1-8)	0	0	0	0
Controlled Substance Registration (35-48-4-14)	0	0	3	0
Corrupt Business Influence (35-45-6-2)	1	1	5	7
Criminal Confinement (35-42-3-3)	0	5	0	12
Criminal Mischief (35-43-1-2)	0	0	0	0
Criminal Recklessness (35-42-2-2)	0	4	0	18
Dangerous Control of a Handgun (35-47-10-6)	0	0	0	0
Dangerous Possession of a Handgun (35-47-10-5)	0	0	0	0
Deadly Weapon-Aircraft (35-47-6-1)	0	0	0	0

CLASS C (Cont.)**THE NUMBER OF FELONS**

	This Month		This Calendar Year	
	<u>Female</u>	<u>Male</u>	<u>Female</u>	<u>Male</u>
Dealing Cocaine or Narcotic Drug (35-48-4-1)	0	0	0	0
Dealing Marijuana, Hash Oil, or Hashish (35-48-4-10)	0	6	1	17
Dealing/Poss Look-Alike Subs (35-48-4-4.6)	0	0	1	3
Dealing Sched IV Controlled Substance (35-48-4-3)	0	1	4	9
Dealing Sched V Controlled Substance (35-48-4-4)	0	0	0	0
Destroy Handgun I.D. (35-47-2-18)	0	0	0	0
Driving After Forfeiture (9-12-3-2)	0	0	0	0
Driving Intoxicated/Death (9-11-2-5)	0	0	2	2
Driving Suspended/Death (9-24-19-4)	0	0	0	0
Escape (35-44-3-5)	0	3	3	14
Explosive or Flammable Substance (35-47-5-1)	0	0	0	0
Failure to Register as a Sex Offender (5-2-12-9)	2	6	2	24
Failure to Stop Accident/Death (9-26-1-8)	0	1	0	1
Felon in Possession of a Firearm (35-47-4-5)	0	0	1	3
Feticide (35-42-1-6)	0	0	0	0
Firearm w/in One Mile of School (35-47-2-1)	0	7	0	18
Forged Prescription (16-6-8-3)	0	0	0	0
Forgery (35-43-5-2)	16	25	54	113
Fraud on Financial Institution (35-43-5-8)	2	2	3	6
Gang Intimidation (35-45-9-4)	0	0	0	0
Handgun Violation (35-47-2-7)	0	0	0	1
Home Improvement Fraud (35-43-6-13)	0	0	0	0
Incest (35-46-1-3)	0	1	0	6
Inmate Fraud (35-42-5-20)	0	0	0	1
Interference with Medical Services (35-42-2-8)	0	0	1	0
Intimidation (35-45-2-1)	0	5	2	14
Involuntary Manslaughter (35-42-1-4)	0	0	0	2
Loan Sharking (35-45-7-2)	0	0	0	0
Misappropriated Insurance Funds (35-43-9-7B1)	0	0	0	0
Money Laundering (35-45-15-5)	0	0	0	0
Neglect of a Dependent (35-46-1-4)	0	0	5	3
Non-Support of Dependent Child (35-46-1-5)	0	2	3	37
Obliterating Handgun I.D. (35-47-2-18)	0	0	0	0
Operating Vehicle w/Lifetime Suspension (9-30-10-17)	3	28	6	107
Operating Vehicle Intoxicated/Death (9-30-5-5)	0	0	0	1
Operating Vehicle-Habitual Violation (9-30-10-16)	0	0	0	0
Operating Vehicle Intoxicated/Injury (9-30-5-4)	0	0	0	2
Operating Vehicle Intox.-w/ Minor & Prior (9-30-5-3)	0	1	0	1
Operating Vehicle-Schedule 1/Death (35-48-2-4)	0	0	0	0
Permitting Child to Possess Firearm (35-47-10-7)	0	0	0	0
Possession of Cocaine or Narcotic Drug (35-48-4-6)	2	9	5	41
Possession of Controlled Substance (35-48-4-7)	2	4	6	17
Possession of Marijuana (35-48-4-11)	0	0	0	1
Possession of Methamphetamine (35-48-4-6.1)	3	3	4	12
Possession of Precursors (35-48-4-14.5)	0	2	1	7
Possession of Legend Drug by Fraud (16-42-19-16)	0	0	1	0
Possession/Use Legend Drug (16-42-19-27)	0	0	0	0
Possession - Destruct Device (35-47.5-5-2)	0	0	0	0
Possession - Explosives/Convicted Felon (35-47.5-5-3)	0	0	0	0
Possession - Machine Gun or Bomb (35-47-5-8)	0	0	0	0
Possession - Sawed-Off Shotgun (35-47-5-4.1)	0	0	0	0
Promoting Prostitution (35-45-4-4)	0	0	1	1
Prisoner Poss Dang Device/Material (35-44-3-9.5)	0	0	0	1
Reckless Homicide (35-42-1-5)	0	1	0	6
Reckless Driving Workzone Death (9-21-8-56)	0	0	0	0
Remove/Alter Original VIN # (9-18-8-12)	0	0	0	0
Resisting Law Enforcement (35-44-3-3)	0	0	0	2
Robbery (35-42-5-1)	1	25	5	94
Security Sale Fraud (23-2-1-12)	0	0	0	0
Sexual Battery (35-42-4-8)	0	0	0	0
Sexual Misconduct with a Minor (35-42-4-9)	1	9	1	34
Stalking (35-45-10-5)	0	2	0	9
Theft, Receiving Stolen Property (35-43-4-2)	0	0	1	3
Trafficking with an Inmate (35-44-3-9)	4	1	4	2
Transfer Contaminated Bodily Fluid (35-42-1-7)	0	0	0	0
Unlawful Transaction as Agent (23-2-1-8)	0	0	0	0
Vicarious Sexual Gratification (35-42-4-5)	0	0	0	0
Violation of Custody Order (35-42-3-4)	0	0	0	0
Welfare Fraud (35-43-5-7)	0	0	3	0
Sub-Total	48	291	159	1,212

CLASS D OFFENSES:	THE NUMBER OF FELONS			
	This Month		This Calendar Year	
	Female	Male	Female	Male
Abuse of a Corpse (35-45-11-1)	0	0	0	0
Accident/Failure to Stop (9-4-1-40)	0	1	0	1
Accident/Failure to Stop-Serious Inj/Death (9-26-1-8)	0	1	0	1
Aiding, Inducing or Causing an Offense (35-41-2-4)	0	0	0	0
• Aggravated Battery	0	0	0	0
• Arson	0	0	0	0
• Auto Theft, Receiving Stolen Parts	0	0	0	0
• Battery	0	0	0	0
• Burglary	0	0	0	0
• Carjacking	0	0	0	0
• Controlled Substance Registration	0	0	0	0
• Criminal Recklessness	0	0	0	0
• Dealing Cocaine or Narcotic Drug	0	0	0	0
• Dealing Sched I, II, or III Cntrl'd Sub	0	0	0	0
• Escape	0	0	0	0
• Forgery	0	0	0	0
• Mischief	0	1	0	1
• Possession of Controlled Substance	0	0	0	0
• Prescription Fraud	0	0	0	0
• Residential Entry	0	1	0	2
• Robbery	0	0	0	0
• Theft, Receiving Stolen Property	0	1	0	5
• Trafficking with an Inmate	0	0	0	0
Aid-Manufacture of Schedule 2 (35-48-4-2)	0	0	0	0
Animal Fight Contest (35-46-3-9)	0	0	0	0
Arson (35-43-1-1)	0	1	0	4
Assisting a Criminal (35-44-3-2)	1	1	3	6
Attempt to Commit a Felony (35-41-5-1)	0	0	0	0
• Aggravated Battery	0	0	0	0
• Arson	0	0	0	0
• Auto Theft, Receiving Stolen Parts	0	0	0	1
• Battery	0	0	0	0
• Battery with Bodily Waste	0	0	0	0
• Burglary	0	0	0	0
• Check Fraud	0	1	0	2
• Child Exploitation	0	0	0	0
• Child Molesting	0	0	0	0
• Controlled Substance Registration	0	1	1	2
• Criminal Confinement	0	0	0	0
• Cultivation of Marijuana	0	0	0	0
• Dealing Cocaine or Narcotic Drug	0	0	0	0
• Criminal Deviate Behavior	0	0	0	0
• Dealing Methamphetamine	0	0	0	0
• Dealing Sched I, II, or III Cntrl'd Sub	0	0	0	0
• Escape	0	0	0	0
• Forgery	0	0	0	0
• Fraud	0	1	0	2
• Murder	0	0	0	0
• Obstruction of Justice	0	0	0	0
• Possession of Cocaine or Narcotic Drug	0	0	0	0
• Possession of Controlled Substance	0	0	0	0
• Possession of Marijuana/Hash	0	0	0	1
• Possession of Methamp Substance Tax	0	1	0	1
• Possession of Controlled Substance Tax	0	0	0	0
• Possession/Use of Legend Drug	0	0	0	0
• Possession of Prescription/Aleg Drug	0	1	0	1
• Sex Predator Job Near Child	0	0	0	0
• Sexual Misconduct	0	0	0	0
• Prescription Fraud	0	0	0	0
• Rape	0	0	0	0
• Residential Entry	0	1	0	2
• Robbery	0	0	0	0
• Theft, Receiving Stolen Property	0	4	3	21
• Trafficking with an Inmate	0	0	0	0
Auto Theft, Receiving Stolen Parts (35-43-4-2.5)	2	18	10	55
Battery (35-42-2-1)	1	11	8	55
Battery by Bodily Waste (35-42-2-6)	1	2	3	10
Battery on Law Enforcement (35-42-2-1)	0	1	1	2
Bigamy (35-46-1-2)	0	0	0	0
Burglary (35-43-2-1)	0	0	0	0
Causing Suicide (35-42-1-2)	0	0	0	0
Cemetery Mischief (35-43-1-2.1)	0	0	0	0
Cheating at Gambling (4-33-10-2)	0	0	0	0
Check Deception (35-43-5-5)	0	0	0	0
Check Fraud (35-43-5-12)	0	2	1	11
Child Exploitation (35-42-4-4)	0	0	0	2
Child Molesting (35-42-4-3)	0	0	0	0
Child Pornography (35-42-4-4)	0	3	0	4
Child Seduction (35-42-4-7)	0	1	0	2
Child Solicitation (35-42-4-6)	0	1	0	1
Computer Tampering (35-43-1-4)	0	0	0	0
Conflict of Interest (35-44-1-3)	0	0	0	0

CLASS D (Cont.)	THE NUMBER OF FELONS			
	This Month		This Calendar Year	
	Female	Male	Female	Male
Conspiracy (35-41-5-2)	0	0	0	0
• Aggravated Battery	0	0	0	0
• Arson	0	0	0	0
• Battery	0	0	0	0
• Burglary	0	0	0	0
• Child Molesting	0	0	0	0
• Cultivation of Marijuana	0	0	0	0
• Dealing Cocaine or Narcotic Drug	0	0	0	0
• Dealing a Look-a-like	0	0	0	0
• Dealing Marijuana, Hash Oil, or Hashish	0	0	0	0
• Dealing Methamphetamine	0	0	0	0
• Dealing Sched I, II, or III Cntrl'd Sub	0	0	0	0
• Dealing Subst. Repr. As Cntrl'd Sub	0	0	0	0
• Forgery	0	0	0	0
• Fraud	0	0	0	0
• Murder	0	0	0	0
• Possession of Controlled Substance	0	0	0	0
• Possession of Cocaine or Narcotic Drug	0	0	0	1
• Possession of Precursors	0	0	0	0
• Robbery	0	0	0	0
• Intimidation	0	0	0	0
• Theft, Receiving Stolen Property	0	0	0	4
• Trafficking with an Inmate	0	0	0	0
Consumer Product Tampering (35-45-8-3)	0	0	0	0
Controlled Substance Registration (35-48-4-14)	1	1	8	6
Conversion (35-43-4-3)	0	0	0	0
Criminal Confinement (35-42-3-3)	1	7	2	23
Criminal Deviate Conduct (35-42-4-2)	0	0	0	0
Criminal Gang Activity (35-45-9-3)	0	0	0	1
Criminal Mischief (35-43-1-2)	0	1	0	2
Criminal Recklessness (35-42-2-2)	2	9	5	47
Criminal Trespass (35-43-2-2)	1	5	3	12
Cruelty to Animals (35-46-3-12)	0	0	0	0
Cruelty to Law Enforcement Animal (35-46-3-11)	0	0	0	0
Cultivation of Marijuana (35-48-4-1)	0	0	1	0
Dealing Counterfeit Substance (35-48-4-5)	0	0	0	0
Dealing Marijuana, Hash Oil, or Hashish (35-48-4-10)	0	3	1	17
Dealing Paraphernalia (35-48-4-8.2)	0	0	0	0
Dealing Sched V Controlled Substance (35-48-4-4)	0	0	0	0
Dealing Subs. Represent as Cntrl'd Subs. (35-48-4-4.5)	0	0	0	0
Dealing - Sawed-Off Shotgun (35-47-5-4.1)	0	0	0	0
Disorderly Conduct (35-45-1-3)	0	0	0	1
Disposal Dead Animal (15-17-11-20)	0	0	0	0
Dispose Solid Waste (13-30-2-1)	0	0	0	0
Dissemination of Matter Harmful to Minor (35-49-3-3)	0	1	0	1
Domestic Battery (35-42-2-1.3)	2	10	4	89
Driving While Intoxicated (9-11-2-3)	3	10	10	52
Driving While Intoxicated/Injury (9-11-2-4)	0	0	0	0
Driving While Suspended/Oper Veh HTV (9-30-19-16)	0	0	1	4
Driving While Suspended/Restricted (9-24-18-5)	0	0	0	0
Dump Controlled Substance Waste (38-48-4-4.1)	0	0	0	1
Exploit Endangered Adult (35-46-1-12)	0	0	0	0
Failure to Appear (35-44-3-6)	0	1	0	2
Failure to Register as a Sex Offender (5-2-12-9)	0	6	0	37
Failure to Remit Money (6-3-4-8)	0	0	0	0
Failure to Remit Sales Tax (6-2.5-9-3)	0	0	0	0
Failure to Return to Lawful Detention (35-44-3-5)	0	12	8	40
Failure to Stop Accident/Injury (9-26-1-1)	0	1	0	2
Failure to Warn Comm Disease (35-42-1-9)	0	1	0	2
False Reporting (35-44-2-2)	0	1	0	1
Forged Prescription (16-6-8-3)	0	0	0	0
Forgery (35-43-5-2)	0	0	1	3
Fraud (35-43-5-4)	2	4	10	13
Ghost Employment (35-44-2-4)	0	0	0	1
Handgun Violation (35-47-2-1)	0	0	0	0
Hazardous Waste Activities (13-30-6-3)	0	0	0	0
Home Improvement Fraud (35-43-6-12)	0	0	0	0
Home Improvement Fraud/Enhanced (35-43-6-13)	0	0	0	1
Identity Deception (35-43-5-3.5)	0	2	5	10
Illegal Possession of Firearm - Prior Felon (35-47-4-4)	0	0	0	0
Illegal Possession of VIN Plate (9-18-8-15)	0	0	0	0
Impersonation of a Public Servant (35-44-2-3)	0	0	0	2
Incest (35-46-1-3)	0	0	0	0

CLASS D (Cont.)**THE NUMBER OF FELONS**

	This Month		This Calendar Year	
	<u>Female</u>	<u>Male</u>	<u>Female</u>	<u>Male</u>
Income Tax Evasion (6-3-6-11)	0	0	0	0
Intimidation (35-45-2-1)	0	8	1	37
Invasion of Privacy (35-46-1-15.1)	0	5	0	15
Involuntary Manslaughter (35-42-1-4)	0	0	0	0
Leaving Scene of Accident (9-4-1-42)	0	0	0	0
Loan Broker Violation (23-2-5-16)	0	0	0	0
Loan Sharking (35-45-7-2)	0	0	0	0
Maintaining a Common Nuisance (35-48-4-13)	1	7	4	33
Manufacture Paraphernalia (35-48-4-8.1)	0	0	0	0
Medicaid Fraud (35-43-5-7.1)	0	0	0	0
Money Laundering (35-45-15)	0	0	0	1
Moving Body from Scene of Death (36-2-14-17)	0	0	0	0
Neglect of a Dependent (35-46-1-4)	7	3	13	11
Non-Support of a Child (35-46-1-5)	0	7	1	37
Non-Support of a Spouse (35-46-1-6)	0	0	0	0
Obscene Performance (35-49-3-2)	0	0	0	0
Obstruction of Justice (35-44-3-4)	0	1	2	4
Official Misconduct (5-13-14-3)	0	0	0	0
Operating Vehicle-Habitual Violation (9-30-10-16)	3	14	9	54
Operating Vehicle Intoxicated (9-11-2-3)	0	0	0	1
Operating Vehicle Intoxicated-Endanger (9-30-5-2)	4	11	18	64
Operating Vehicle Intoxicated-Injury (9-22-2-4)	0	0	0	4
Operating Vehicle Intoxicated-Prior (9-30-5-3)	10	29	32	147
Operating Vehicle Intoxicated-Ser Injury (9-30-5-4)	0	0	0	0
Perjury (35-44-2-1)	1	0	1	1
Pointing a Firearm (35-47-4-3)	0	0	0	0
Poisoning (35-45-3-1)	0	0	0	0
Possession of Anabolic Steroid (IC 16-42-19-19)	0	0	0	1
Possession of Cocaine or Narcotic Drug (35-48-4-6)	10	23	21	80
Possession of Controlled Substance (35-48-4-7)	9	26	34	114
Possession of Controlled Substance Tax (6-7-3-11)	0	1	0	3
Poss of Marijuana, Hash Oil, or Hashish (35-48-4-11)	4	32	6	113
Possession of Marijuana Subst Tax (6-7-3-11)	0	0	0	0
Possession of Methamphetamine (35-48-4-6.1)	3	3	8	14
Possession of Methamp Subst Tax (6-7-3-11-B)	1	6	20	43
Possession of Paraphernalia (35-48-4-8.3)	1	3	11	21
Possession of Precursors (35-48-4-14.5)	0	6	4	25
Possession of Presc/Aleg Drug (35-48-3-9)	1	3	5	8
Possession/Use of Legend Drug (16-42-19-13)	0	0	1	0
Possession - Firearm-School Property (35-47-9-2)	0	0	0	1
Possession - Handgun w/o License (35-47-2-23)	0	0	0	0
Possession - Sawed-Off Shotgun (35-47-5-4.1)	0	0	0	1
Possession - Syringe/Needle (16-42-19-18)	0	1	2	10
Possession Vehicle w/Altered or Removed ID (9-1-5-1)	0	0	0	0
Prescription Fraud (35-43-5-1)	0	0	0	1
Promoting Professional Gambling (35-45-5-4)	0	0	0	0
Prostitution (35-45-4-2)	3	0	17	1

CLASS D (Cont.)**THE NUMBER OF FELONS**

	This Month		This Calendar Year	
	<u>Female</u>	<u>Male</u>	<u>Female</u>	<u>Male</u>
Public Indecency (35-45-4-1)	0	1	0	4
Public Intoxication (7-15-1-3)	0	0	0	0
Rape (35-42-4-1)	0	0	0	0
Residential Entry (35-43-2-1.5)	0	5	4	46
Resisting Law Enforcement (35-44-3-3)	3	9	7	70
Rioting (35-45-1-2)	0	0	0	0
Sale, Dist, or Exhibit of Obscene Material (35-49-3-1)	0	0	0	0
Sale of Legend Drug (16-42-19-11)	1	0	1	0
Sexual Battery (35-42-4-8)	0	2	0	19
Sexual Misconduct (35-44-1-5)	0	1	0	1
Sexual Misconduct with a Minor (35-42-4-9)	1	0	1	1
Sex Offender Residency Restrictions (35-42-4-11)	0	1	0	1
Sex Offender without Identification (11-8-8-15)	0	0	0	1
Stalking (35-45-10-5)	0	0	1	0
Strangulation (35-42-2-9)	0	14	0	39
Synthetic Identity Deception (35-43-5-3.8)	0	0	0	1
Theft, Receiving Stolen Property (35-43-4-2)	48	133	176	541
Trafficking with an Inmate (35-44-3-9)	0	0	0	0
Unlawful Delivery of Confiscated Firearm (35-47-3-4)	0	0	0	0
Unlawful Use of Body Armor (35-47-5-13)	0	0	0	0
Unlawful Use of Stun Gun (35-47-8-5)	0	0	0	0
Use of Stun Gun (35-47-8-5)	0	0	0	0
Uttering Forged Prescription (16-42-19-26)	0	0	0	0
Vicarious Sexual Gratification (35-42-4-5)	0	1	0	1
Violation-1935 Firearms (35-47-5-4.1)	0	0	0	0
Violation of Custody Order (35-42-3-4)	0	0	0	1
Violation of Fuel Statute (6-6-4.1-18)	0	0	0	0
Visit Place Unlawfully Selling Alcohol (7.1-5-10-21)	0	0	0	0
Vote in Other Precinct (3-14-2-11)	0	0	0	0
Voyeurism (35-45-4-5)	0	1	0	1
Welfare Fraud (35-43-5-7)	0	0	0	0
Sub-Total	128	488	489	2,142

HABITUAL OFFENSES:

Habitual Offender (35-50-2-8)	0	0	0	0
Habitual Offender Controlled Substance (35-50-2-10)	0	0	0	0
Habitual Offender Substance Abuse (35-50-2-10)	0	1	0	2
Habitual Offender Traffic Laws (9-30-10-4)	0	0	0	0
Repeat Sex Offender Enhancement (35-50-2-14)	0	0	0	0
Sub-Total	0	1	0	2

GRAND TOTAL NUMBER OF OFFENDERS	224	1,122	836	4,836
--	------------	--------------	------------	--------------

Note: Offense data may not be available for all offenders at the time this table was prepared.

The original committing offenses for technical parole violators and technical Community Transition Program violators are reported on this table.

Source: SAS - admoffenses7.pgm

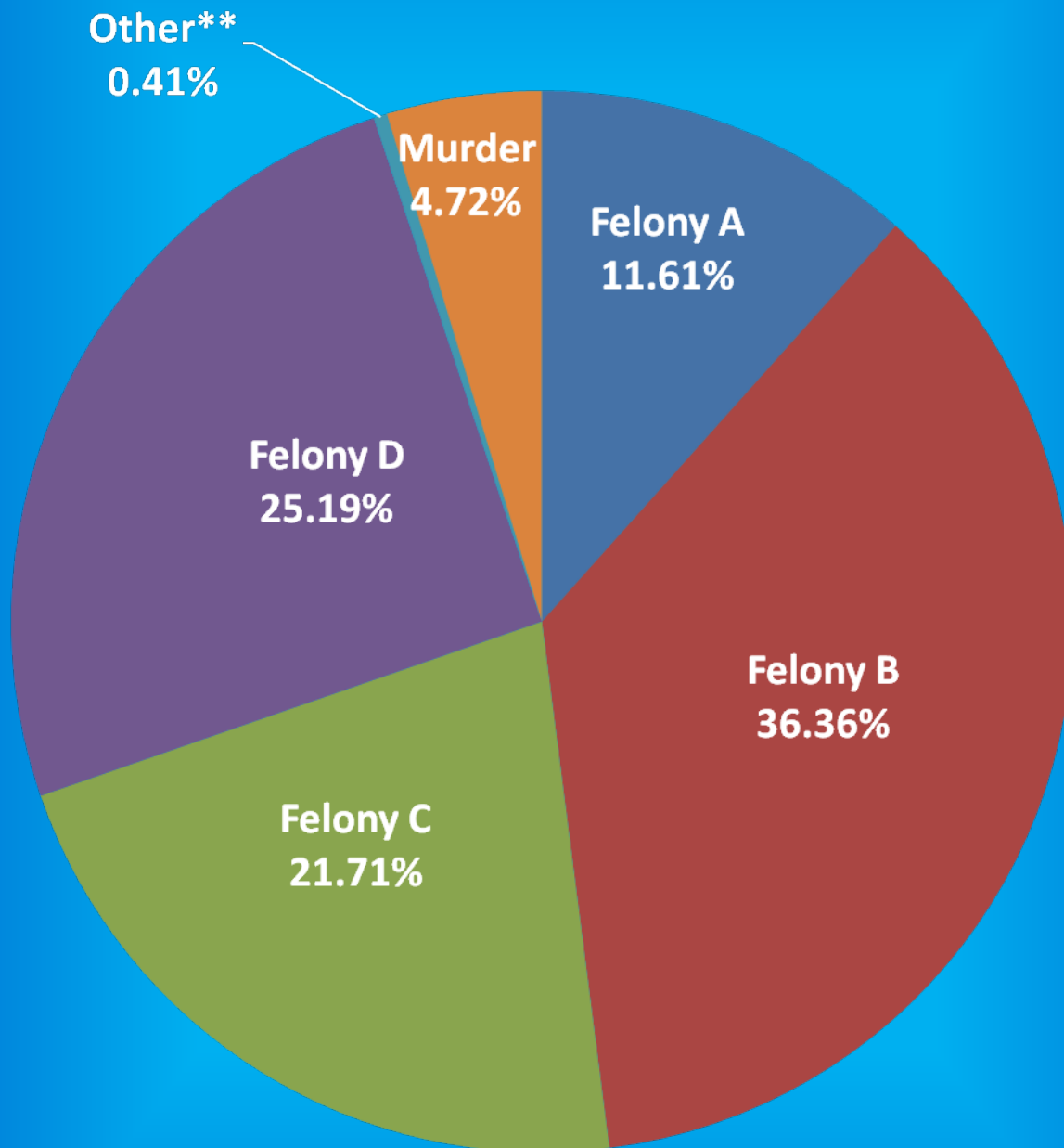
Indiana Department of Correction

Graph A

Female Population by Most Serious Offense Felony Level*

May 1, 2012

N = 2,415



•(Includes Offenders Held in County Jails and Contracted Beds)

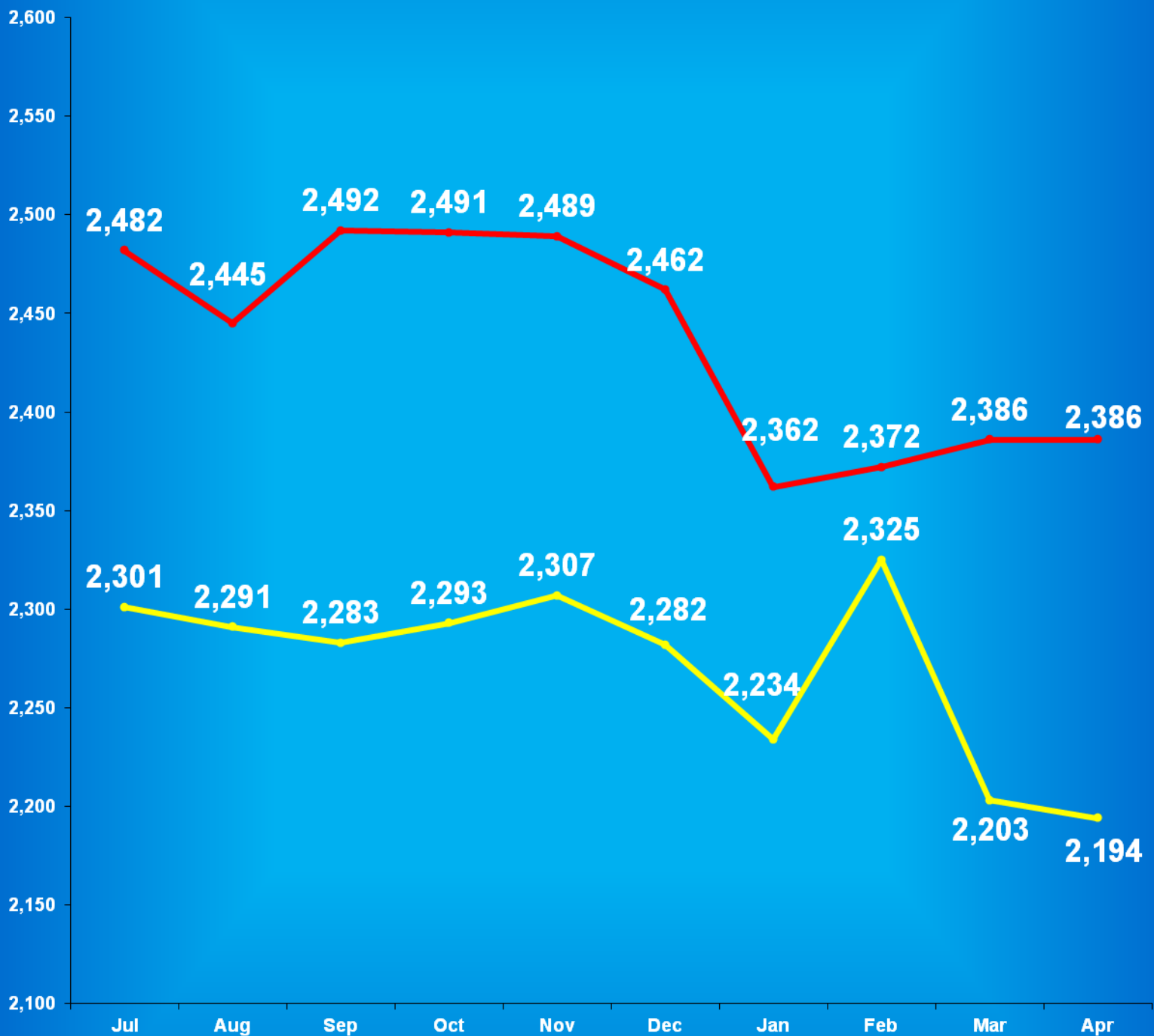
** Other includes Safekeepers, Predispositions, Habitual Offenders, Misdemeanants, and Unknowns

Indiana Department of Correction

Graph B

Average Daily Adult Female Offender Populations

Fiscal Year 2012



Includes County Jail/Contract Beds

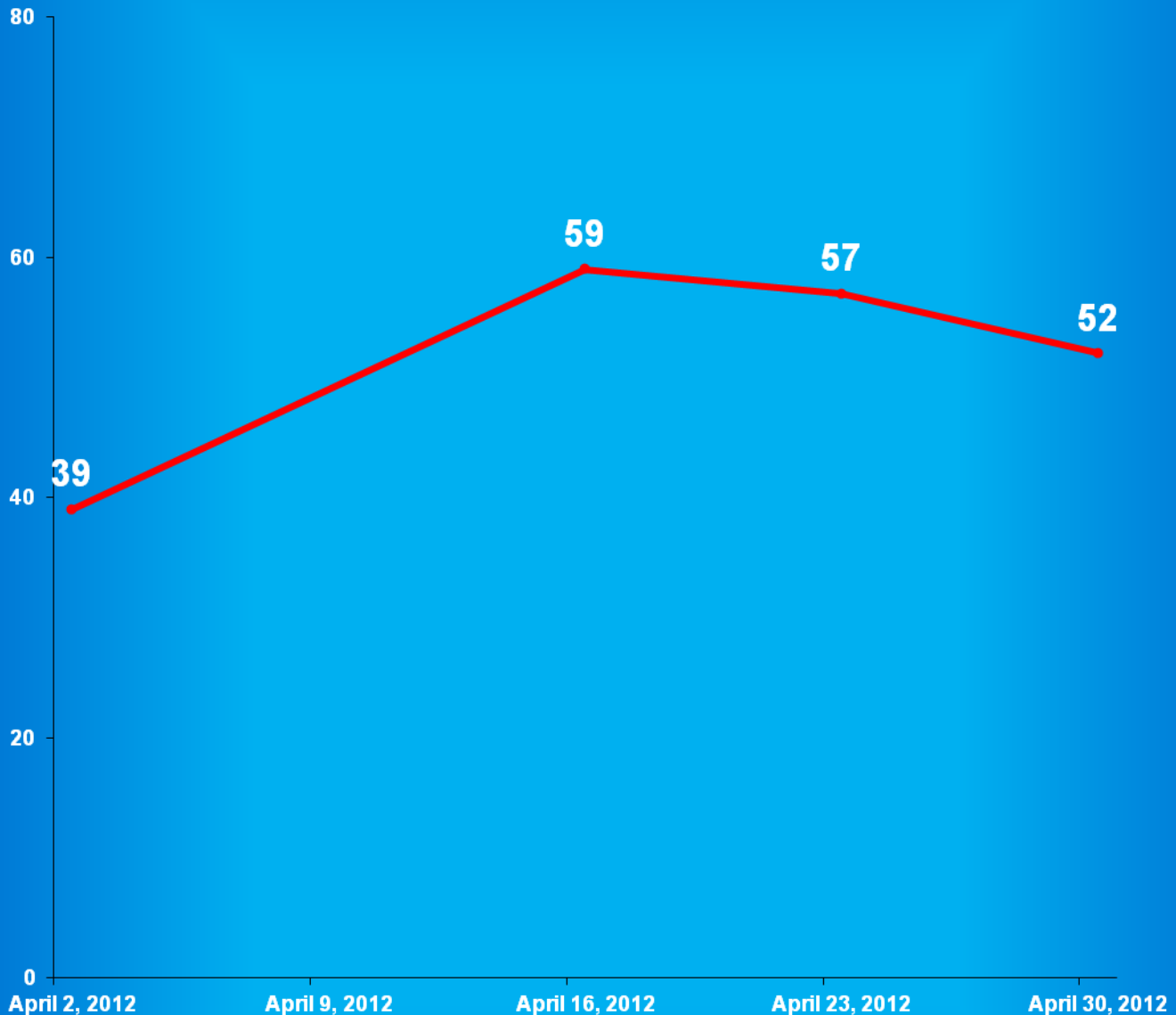
Excludes County Jail/Contract Beds

Indiana Department of Correction

Graph C

Adult Females Held in County Jails

April 2012



- Offenders held in county jails are newly sentenced offenders with completed court documents who are awaiting transfer to a DOC facility.

- Jail counts are a dynamic number that are affected by a variety of factors, including; sentencing trends, available DOC beds, and intake process completion.

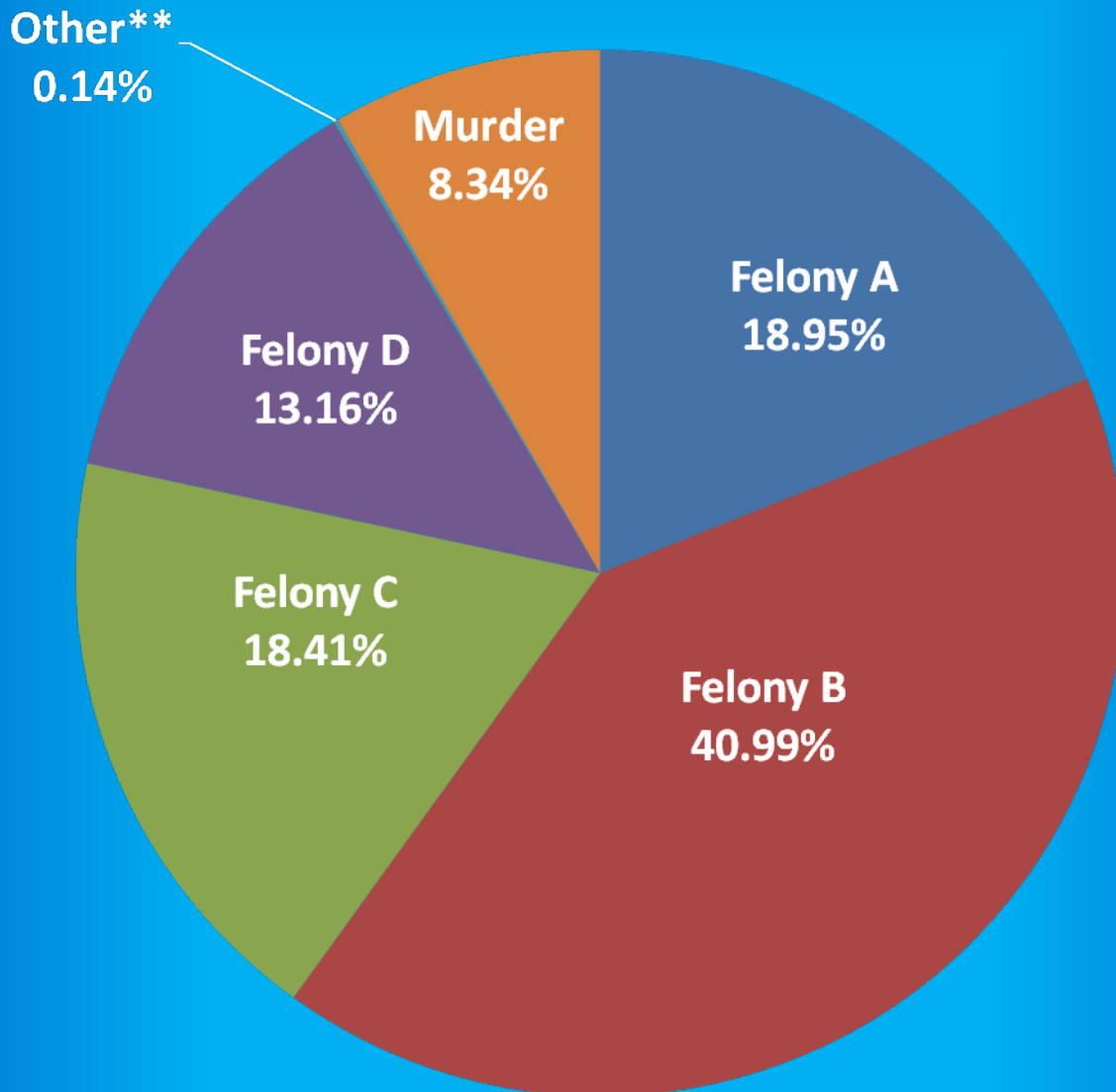
Indiana Department of Correction

Graph D

Male Population by Most Serious Offense Felony Level*

May 1, 2012

N = 25,576



•(Includes Offenders Held in County Jails and Contracted Beds)

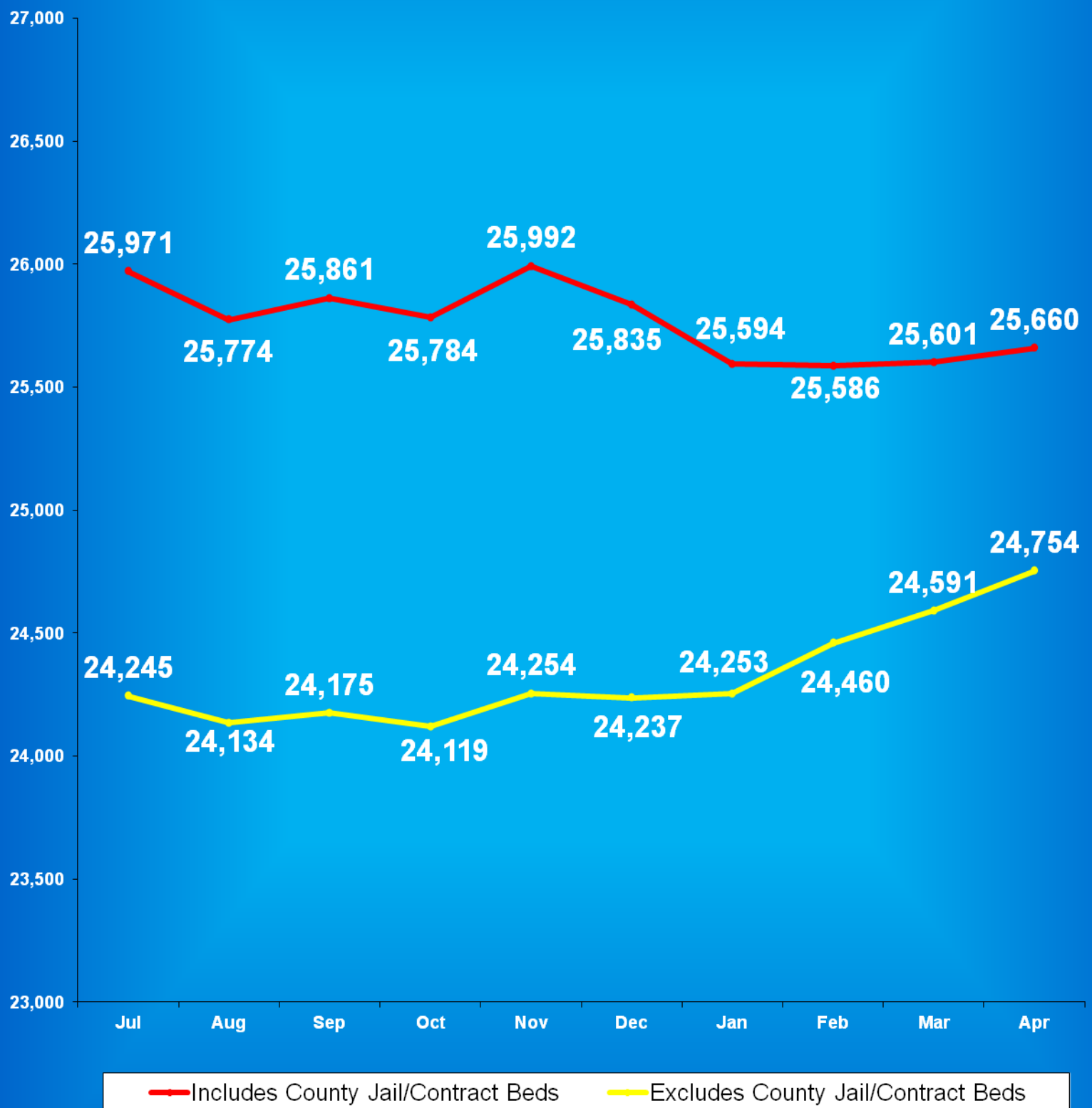
** Other includes Safekeepers, Predispositions, Habitual Offenders, Misdemeanants, and Unknowns

Indiana Department of Correction

Graph E

Average Daily Adult Male Offender Populations

Fiscal Year 2012

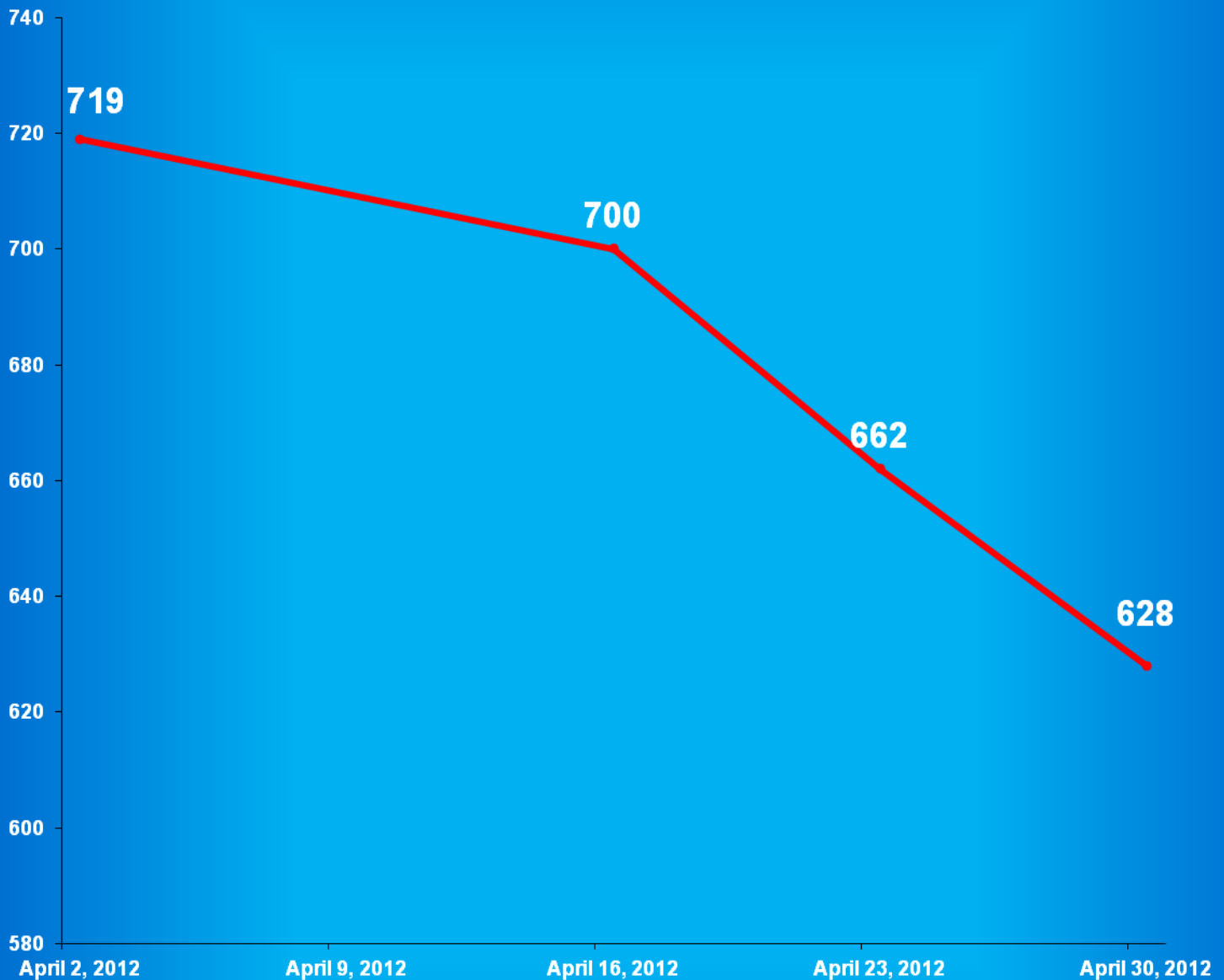


Indiana Department of Correction

Graph F

Adult Males Held in County Jails

April 2012



- Offenders held in county jails are newly sentenced offenders with completed court documents who are awaiting transfer to a DOC facility.

- Jail counts are a dynamic number that are affected by a variety of factors, including; sentencing trends, available DOC beds, and intake process completion.



Juvenile Offender Statistics



Indiana Department Of Correction
Table 11
Monthly Facility Admissions and Releases

Juvenile Offenders
April 2012

Admissions of All Juvenile Males

New Commitment	Re- Commitment	Parolee Technical Return	Return From Escape	Diagnostics/ Walk-Thrus
46	9	1	0	8

Releases of All Juvenile Males

Discharge	Parole	Escape	Diagnostics/ Walk-Thrus
53	17	0	10

Admissions of All Juvenile Females

New Commitment	Re- Commitment	Parolee Technical Return	Return From Escape	Diagnostics/ Walk-Thrus
10	2	0	0	1

Releases of All Juvenile Females

Discharge	Parole	Escape	Diagnostics/ Walk-Thrus
10	5	0	0

Sources:
SAS - mnthadm4.pgm
SAS - mnthext4.pgm

Indiana Department of Correction
Table 12
The Total Number of Committing Offenses for Juveniles
Committed to the Indiana Department of Correction

April 2012

OFFENSE (Citation Code)	THE NUMBER OF OFFENSES			
	This Month		This Calendar Year	
LEVEL I	<u>Female</u>	<u>Male</u>	<u>Female</u>	<u>Male</u>
Aggravated Battery (35-42-2-1.5)	0	0	0	0
Arson (35-43-1-1)	0	0	0	3
Battery (35-42-2-1)	0	0	5	3
Battery by Bodily Waste (35-42-2-6)	0	0	0	1
Burglary (35-43-2-1)	0	0	0	0
Carjacking (35-42-5-2)	0	0	0	0
Carrying Handgun w/o License (35-47-2-1)	0	0	0	5
Changing, Altering, Removing, Obliterating ID of Handgun (35-47-2-18)	0	0	0	0
Child Exploitation (35-42-4-4)	0	0	0	0
Child in Possession of Handgun (35-47-10-5)	0	0	0	4
Child Molesting (35-42-4-3)	0	0	1	4
Child Seduction (35-42-4-7)	0	0	0	0
Child Selling (35-46-1-4)	0	0	0	0
Child Solicitation (35-42-4-6)	0	0	0	0
Consumer Product Tampering (35-45-8-3)	0	0	0	0
Criminal Confinement (35-42-3-3)	0	0	0	1
Criminal Gang Intimidation (35-45-9-4)	0	0	0	0
Criminal Deviate Conduct (35-42-4-2)	0	0	0	0
Criminal Recklessness (35-42-2-2)	0	0	0	2
Dealing in a Sawed-Off Shotgun (35-47-5-4.1)	0	0	0	0
Distribution of a Destructive Device (IC 35-47.5-5-5)	0	0	0	0
Driving While Intoxicated Resulting in Death (9-30-5-5)	0	0	0	0
False, Altering Handgun License (35-47-2-22)	0	0	0	0
False Application for Handgun (35-47-2-8)	0	0	0	0
Feticide (35-42-1-6)	0	0	0	0
Handgun, False Information (35-47-2-17)	0	0	0	0
Incest (35-46-1-3)	0	0	0	0
Interference with Custody (35-42-3-4)	0	0	0	0
Intimidation (35-45-2-1)	0	0	0	3
Involuntary Manslaughter (35-42-1-4)	0	0	0	0
Kidnapping (35-42-3-2)	0	0	0	0
Murder (35-42-1-1)	0	0	0	1
Neglect of a Dependent (35-46-1-4)	0	0	0	0
Operation of a Machine Gun/Hurling a Bomb (35-47-5-9)	0	0	0	0
Overpass Mischief (35-42-2-5)	0	0	0	0
Pointing a Firearm (35-47-4-3)	0	0	0	0
Possession of Firearm on School Property (35-47-9-2)	0	0	0	0
Possession of a Machine Gun or Bomb (35-47-5-9)	0	0	0	0
Rape (35-42-4-1)	0	0	0	0
Reckless Homicide (35-42-1-5)	0	0	0	0
Resisting Law Enforcement (35-44-3-3)	0	0	0	0
Robbery (35-42-5-1)	0	0	0	6

LEVEL I (Cont.)

	THE NUMBER OF OFFENSES			
	This Month		This Calendar Year	
	<u>Female</u>	<u>Male</u>	<u>Female</u>	<u>Male</u>
Sell, Manufacture, Possess, Purchase Explosive (35-47-5-1)	0	0	0	0
Sell, Transfer, HIV Blood (35-42-1-7)	0	0	0	0
Selling, Transferring, Giving Handgun to Under 18 (35-47-2-7)	0	0	0	0
Sexual Battery (35-42-4-8)	0	0	0	2
Sexual Misconduct (35-44-1-5)	0	0	0	0
Sexual Misconduct with a Minor (35-42-4-9)	0	0	0	0
Stalking (35-45-10-5)	0	0	0	0
Strangulation (35-42-2-9)	0	0	0	1
Unlawful Delivery of Confiscated Firearm (35-47-3-4)	0	0	0	0
Unlawful Use of Body Armor (35-47-5-13)	0	0	0	0
Unlawful Use of Stun Gun (35-47-8-5)	0	0	0	0
Vicarious Sexual Gratification (35-42-4-5)	0	0	0	0
Voluntary Manslaughter (35-42-1-3)	<u>0</u>	<u>0</u>	<u>0</u>	<u>0</u>
Sub-Total	0	0	6	36

LEVEL II

Assisting a Criminal (35-44-3-2)	0	0	0	0
Chinese Throwing Star (35-47-5-12)	0	0	0	0
Criminal Gang Activity (35-45-9-3)	0	0	0	0
Criminal Recklessness (35-42-2-2)	0	0	0	0
Dealing Anabolic Steroid (16-42-19-27)	0	0	0	0
Dealing in a Schedule I, II, or III Controlled Substance (35-48-4-2)	0	0	0	1
Dealing in a Schedule IV Controlled Substance (35-48-4-3)	0	0	0	0
Dealing in a Schedule V Controlled Substance (35-48-4-4)	0	0	0	0
Dealing in a Substance Represented to be a Controlled Substance (35-48-4-4.5)	0	0	0	0
Dealing in Cocaine or Narcotic Drug (35-48-4-1)	0	0	0	0
Dealing in Marijuana, Hash Oil, or Hashish (35-48-4-10)	0	0	0	0
Dealing Methamphetamine (35-48-4-1.1)	0	0	0	1
Delivery of Weapon to Intoxicated Person (35-47-4-1)	0	0	0	0
Escape (35-44-3-5)	0	0	0	0
Escape/Failure to Return to Lawful Detention (35-44-3-5)	0	1	0	3
Interference with Custody (35-42-3-4)	0	0	0	0
Intimidation (35-45-2-1)	0	1	3	7
Knife with Automatic Blade (35-47-5-2)	0	0	0	0
Loan Sharking (35-45-7-2)	0	0	0	0
Maintaining a Common Nuisance (35-48-4-13)	0	0	0	0
Manufacture, Distribution, Possession of a Substance Represented to be a Controlled Substance (35-48-4-4.6)	0	0	0	0
Neglect of a Dependent (35-46-1-4)	0	0	0	0
Possession of a Controlled Substance (35-48-4-7)	0	3	3	5
Possession of a Knife on School Property (35-47-5-2.5)	0	0	0	0
Poss precursors w/intent to manufacture etc. (35-48-4-14.5)	0	0	0	0
Promoting Prostitution (35-45-4-4)	0	0	0	0
Purchase, Possession or Sale of Stun Gun (35-47-8-5)	0	0	0	0
Resisting Law Enforcement (35-44-3-3)	0	1	0	7
Rioting with a Deadly Weapon (35-45-1-2)	0	0	0	0
Sale, Possession, Use of Legend Drug (16-42-19-27)	0	0	0	0
Sexual Misconduct with a Minor (35-42-4-9)	0	0	0	0
Stalking (35-45-10-5)	0	0	0	0
Trafficking with an Inmate (35-44-3-9)	0	0	0	0
Use of Stun Gun in Commission of a Crime (35-47-8-5)	<u>0</u>	<u>0</u>	<u>0</u>	<u>0</u>
Sub-Total	0	6	6	24

LEVEL III	THE NUMBER OF OFFENSES			
	This Month		This Calendar Year	
	<u>Female</u>	<u>Male</u>	<u>Female</u>	<u>Male</u>
Accident/Failure to Stop (9-26-1-8)	0	0	0	0
Accident, Property Damage with Injury (9-26-1-8)	0	0	0	1
Altering or Damaging Computer (35-43-1-4)	0	0	0	0
Auto Theft, Receiving Stolen Parts (35-43-4-2.5)	0	3	2	13
Battery (35-42-2-1)	5	11	13	50
Bribery (35-44-1-1)	0	0	0	0
Burglary (35-43-2-1)	0	16	1	79
Check Deception (35-43-5-5)	0	0	0	0
Check Fraud (35-43-5-12)	0	0	0	0
Child Exploitation (35-42-4-4)	0	0	0	0
Controlled Substance Registration (35-48-4-14)	0	0	0	0
Conversion (35-43-4-3)	0	5	1	16
Criminal Mischief (35-43-1-2)	1	8	3	33
Criminal Recklessness (35-42-2-2)	0	0	0	0
Criminal Trespass (35-43-2-2)	0	5	1	11
Dealing in Altered Property (35-43-4-2.3)	0	0	0	0
Dealing in Marijuana, Hash Oil, or Hashish (35-48-4-10)	0	0	0	1
Dealing in Paraphernalia (35-48-4-8.5)	0	0	0	0
Distribution of Material Harmful to Minor (35-49-3-3)	0	0	0	0
Escape/Failure to Return to Lawful Detention (35-44-3-5)	1	2	4	10
Failure to Appear (35-44-3-6)	0	0	0	0
False Reporting (35-44-2-2)	0	0	0	0
Forgery (35-43-5-2)	0	1	0	3
Fraud (35-43-5-4)	0	1	2	3
Fraud on Financial Institution (35-45-5-8)	0	0	0	0
Home Improvement Fraud (35-43-6-13)	0	0	0	0
Identity Deception (35-43-5-3.5)	0	0	0	0
Interference with Custody (35-42-3-4)	0	0	0	0
Interference with Reporting Crime (35-42-2-5)	0	0	0	0
Invasion of Privacy (35-46-1-15.1)	0	0	0	0
Manufacture of Paraphernalia (35-48-4-8.1)	0	0	0	0
Nonsupport of Child (35-46-1-5)	0	0	0	0
Nonsupport of Spouse (35-46-1-6)	0	0	0	0
Obscene Performance (35-49-3-1)	0	0	0	0
Obstructing Fireman (35-44-3-8)	0	0	0	0
Obstructing Traffic (35-42-2-4)	0	0	0	0
Obstruction of Justice (35-44-3-4)	0	0	0	0
Operating Vehicle After Lifetime Forfeiture (9-30-10-17)	0	0	0	0
Operating Vehicle While Intoxicated (9-30-5-4)	0	0	0	0
Operating Vehicle While Intoxicated with Prior (9-30-5-3)	0	0	0	0

LEVEL III (Cont.)**THE NUMBER OF OFFENSES**

	This Month		This Calendar Year	
	<u>Female</u>	<u>Male</u>	<u>Female</u>	<u>Male</u>
Patronizing a Prostitute (35-45-4-3)	0	0	0	0
Perjury (35-44-2-1)	0	0	0	0
Possession of Cocaine or Narcotic Drug (35-48-4-6)	0	0	1	2
Possession/Use of Legend Drug (16-42-19-13)	0	0	0	0
Possession of Marijuana, Hash Oil, or Hashish (35-48-4-11)	0	0	0	2
Possession of Methamphetamines (35-48-4-6.1)	1	0	1	0
Possession of Paraphernalia (35-48-4-8.3)	0	0	0	0
Possession of a Syringe (16-42-19-18)	0	0	0	0
Professional Gambling (35-45-5-3)	0	0	0	0
Profiting from Adoption (35-46-1-9)	0	0	0	0
Promoting Professional Gambling (35-45-5-4)	0	0	0	0
Promoting Prostitution (35-45-4-4)	0	0	0	0
Prostitution (35-45-4-2)	0	0	0	0
Public Indecency (35-45-4-1)	0	0	0	1
Public Nudity (35-45-4-1.5)	0	0	0	0
Receiving Stolen Property (35-43-4-2)	0	2	0	17
Residential Entry (35-43-2-1.5)	0	1	0	5
Resisting Law Enforcement (35-44-3-3)	3	6	5	24
Rioting (35-45-1-2)	0	0	0	0
Sale, Possession, Use of Legend Drug (16-42-19-27)	0	0	0	0
Selling, Distributing, Exhibiting Obscene Material (35-49-3-1)	0	0	0	0
Stalking (35-45-10-5)	0	0	0	0
Theft (35-43-4-2)	1	12	12	74
Torture or Mutilation of Animal (35-46-3-12)	0	0	0	0
Trafficking with an Inmate (35-44-3-9)	0	0	0	0
Unauthorized Possession of Prescription Form (35-48-4-14)	0	0	0	0
Voyeurism (35-45-4-5)	0	0	0	0
Welfare Fraud (35-43-5-7)	0	0	0	0
Sub-Total	12	73	46	345

LEVEL IV

Absence From Home Detention (35-38-2.5-10)	1	0	1	0
Accident/Failure to Stop (9-26-1-8)	0	0	1	0
Animal Cruelty (IC 35-46-3-12)	0	0	0	0
Assisting a Criminal (35-44-3-2)	0	0	0	0
Check Deception (35-43-5-5)	0	0	0	0
Common Nuisance, Legend Drug (16-42-19-27)	0	0	0	0
Common Nuisance, Visiting a Building (35-48-4-13)	0	0	0	0
Computer Trespassing (35-43-2-3)	0	0	0	0
Counterfeiting a Driver's License (9-24-18-7)	0	0	0	0
Counterfeiting Auto Registration (9-18-2-42)	0	0	0	0
Curfew Violation (31-37-2-5)	0	1	0	2
Deception (35-43-5-3)	0	0	0	0
Disorderly Conduct (35-45-1-3)	1	3	6	13
Dissemination of Material Harmful to Minor (35-49-3-3)	0	0	0	0
Driving While Intoxicated (9-11-2-3)	0	0	0	1
Driving with Suspended License (9-24-19-2)	0	0	0	0
Exploitation of Dependent/Endangered Adult (35-46-1-12)	0	0	0	0
Failure to Appear (35-44-3-6)	0	0	0	0
Failure to Disclose Recruitment (35-46-4-4)	0	0	0	0
Failure to Respond to Summons (35-44-3-6.5)	0	0	0	0
False Auto Registration (9-18-2-44)	0	0	0	0
False Informing (35-44-2-2)	0	4	1	11
Flag Desecration (35-45-1-4)	0	0	0	0

LEVEL IV (Cont.)**THE NUMBER OF OFFENSES**

	This Month		This Calendar Year	
	<u>Female</u>	<u>Male</u>	<u>Female</u>	<u>Male</u>
Glue Sniffing (35-46-6-2)	0	0	1	0
Habitual Disobedience of Parent, Guardian, or Custodian (Incorrigible) (31-37-2-4)	0	0	0	1
Harassment (35-45-2-2)	0	0	0	0
Home Improvement Fraud (35-43-6-12)	0	0	0	0
Illegal Consumption of Alcohol (7.1-5-7-7)	0	2	2	9
Illegal Possession of Alcohol (7.1-5-7-7)	0	1	0	1
Impairment of ID Number (35-43-7-4)	0	0	0	0
Incorrigible (11-10-2-10)	1	1	1	2
Interference with Custody (35-42-3-4)	0	0	0	0
Interfering with Law Enforcement Animal (35-46-3-11)	0	0	0	0
Invasion of Privacy (35-46-1-15.1)	0	1	0	1
Leaving Home w/o Permission of Parent, Guardian or Custodian (Runaway) (31-37-2-2)	2	3	7	15
Nitrous Oxide Distribution (35-46-6-3)	0	0	0	0
Obscene Performance (35-49-3-1)	0	0	0	0
Obstructing Medical Emergency (35-44-3-8.5)	0	0	0	0
Obstructing Traffic (35-42-2-4)	0	0	0	0
Operating Vehicle While Intoxicated (9-30-5-2)	0	0	0	0
Operating Vehicle While Intoxicated/Cntrl'd Sub (9-30-5-1)	0	0	0	0
Operating Vehicle w/o License (9-24-18-1)	0	2	0	8
Operating Vehicle w/o Proof of Financial (9-25-8-2)	0	0	0	0
Operating Vehicle w/o Registration/Plates (9-18-2-43)	0	0	0	0
Possession of Marijuana, Hash Oil, or Hashish (35-48-4-11)	0	8	1	23
Possession of Paraphernalia (35-48-4-8.3)	1	0	1	7
Possession of Substance Represented to be a Controlled Substance (35-48-4-4.6)	0	0	0	0
Possession, Purchase, Accepting Tobacco (35-46-1-10.5)	0	0	0	0
Probation Violation	1	46	5	184
Public Intoxication (7.1-5-1-3)	0	1	1	2
Receiving Unidentified Property (35-43-7-5)	0	0	0	0
Reckless Driving (9-21-8-52)	0	0	0	0
Refusal to Aid Officer (35-44-3-7)	0	0	0	0
Refusal to Identify Self (34-28-5-3.5)	0	0	0	0
Selling, Distributing, Exhibiting Obscene Material (35-49-3-1)	0	0	0	0
Tattooing a Minor (35-42-2-7)	0	0	0	0
Torture, Kill, Mutilate an Animal (35-46-3-12)	0	0	0	0
Unauthorized Possession of Prescription (35-48-4-14)	0	0	0	0
Unlawful Entry of Motor Vehicle (35-43-4-2.7)	1	1	1	4
Unlawful Gambling (35-45-5-2)	0	0	0	0
Unlawful Use of Railroad Right of Way (8-3-15-3)	0	0	0	0
Vending Machine Vandalism (35-43-4-7)	0	0	0	0
Violation of Compulsory School Attendance Law (Truancy) (31-37-2-3)	1	0	4	3
Violation Home Detention	0	0	0	1
Violation Suspended Commitment to DOC	0	1	0	5
Voyeurism (35-45-4-5)	0	0	0	0
Welfare Fraud (35-45-5-7)	0	0	0	0
Sub-Total	9	75	32	293
GRAND TOTAL NUMBER OF OFFENSES	21	154	90	698

Source: SAS - mnthadm4_by_offense.pgm

Indiana Department of Correction
Table 13
The Number of Juvenile Offenders by Most Serious Offense
Committed to the Indiana Department of Correction

April 2012

MOST SERIOUS OFFENSE (Citation Code)	THE NUMBER OF JUVENILES			
	This Month		This Calendar Year	
	<u>Female</u>	<u>Male</u>	<u>Female</u>	<u>Male</u>
LEVEL I				
Aggravated Battery (35-42-2-1.5)	0	0	0	0
Arson (35-43-1-1)	0	1	0	4
Battery (35-42-2-1)	1	3	6	6
Battery by Bodily Waste (35-42-2-6)	0	0	0	0
Burglary (35-43-2-1)	0	0	0	0
Carjacking (35-42-5-2)	0	0	0	0
Carrying Handgun w/o License (35-47-2-1)	0	1	0	6
Changing, Altering, Removing, Obliterating ID of Handgun (35-47-2-18)	0	0	0	0
Child Exploitation (35-42-4-4)	0	0	0	0
Child in Possession of Handgun (35-47-10-5)	0	0	0	3
Child Molesting (35-42-4-3)	0	2	1	6
Child Seduction (35-42-4-7)	0	0	0	0
Child Selling (35-46-1-4)	0	0	0	0
Child Solicitation (35-42-4-6)	0	0	0	0
Consumer Product Tampering (35-45-8-3)	0	0	0	0
Criminal Confinement (35-42-3-3)	0	0	0	1
Criminal Gang Intimidation (35-45-9-4)	0	0	0	0
Criminal Deviate Conduct (35-42-4-2)	0	0	0	0
Criminal Recklessness (35-42-2-2)	0	1	0	3
Dealing in a Sawed-Off Shotgun (35-47-5-4.1)	0	0	0	0
Distribution of a Destructive Device (IC 35-47.5-5-5)	0	0	0	0
Driving While Intoxicated Resulting in Death (9-30-5-5)	0	0	0	0
False, Altering Handgun License (35-47-2-22)	0	0	0	0
False Application for Handgun (35-47-2-8)	0	0	0	0
Feticide (35-42-1-6)	0	0	0	0
Handgun, False Information (35-47-2-17)	0	0	0	0
Incest (35-46-1-3)	0	0	0	0
Interference with Custody (35-42-3-4)	0	0	0	0
Intimidation (35-45-2-1)	0	0	0	2
Involuntary Manslaughter (35-42-1-4)	0	0	0	0
Kidnapping (35-42-3-2)	0	0	0	0
Murder (35-42-1-1)	0	0	0	1
Neglect of a Dependent (35-46-1-4)	0	0	0	0
Operation of a Machine Gun/Hurling a Bomb (35-47-5-9)	0	0	0	0
Overpass Mischief (35-42-2-5)	0	0	0	0
Pointing a Firearm (35-47-4-3)	0	0	0	0
Possession of Firearm on School Property (35-47-9-2)	0	0	0	0
Possession of a Machine Gun or Bomb (35-47-5-9)	0	0	0	0
Rape (35-42-4-1)	0	0	0	0
Reckless Homicide (35-42-1-5)	0	0	0	0
Resisting Law Enforcement (35-44-3-3)	0	0	0	0
Robbery (35-42-5-1)	0	2	0	8

LEVEL I (Cont.)**THE NUMBER OF JUVENILES**

	This Month		This Calendar Year	
	<u>Female</u>	<u>Male</u>	<u>Female</u>	<u>Male</u>
Sell, Manufacture, Possess, Purchase Explosive (35-47-5-1)	0	0	0	0
Sell, Transfer, HIV Blood (35-42-1-7)	0	0	0	0
Selling, Transferring, Giving Handgun to Under 18 (35-47-2-7)	0	0	0	0
Sexual Battery (35-42-4-8)	0	0	0	1
Sexual Misconduct (35-44-1-5)	0	0	0	0
Sexual Misconduct with a Minor (35-42-4-9)	0	0	0	0
Stalking (35-45-10-5)	0	0	0	0
Strangulation (35-42-2-9)	0	0	0	0
Unlawful Delivery of Confiscated Firearm (35-47-3-4)	0	0	0	0
Unlawful Use of Body Armor (35-47-5-13)	0	0	0	0
Unlawful Use of Stun Gun (35-47-8-5)	0	0	0	0
Vicarious Sexual Gratification (35-42-4-5)	0	0	0	0
Voluntary Manslaughter (35-42-1-3)	<u>0</u>	<u>0</u>	<u>0</u>	<u>0</u>
Sub-Total	1	10	7	41

LEVEL II

Assisting a Criminal (35-44-3-2)	0	0	0	0
Chinese Throwing Star (35-47-5-12)	0	0	0	0
Criminal Gang Activity (35-45-9-3)	0	0	0	0
Criminal Recklessness (35-42-2-2)	0	0	0	0
Dealing Anabolic Steroid (16-42-19-27)	0	0	0	0
Dealing in a Schedule I, II, or III Controlled Substance (35-48-4-2)	0	0	0	1
Dealing in a Schedule IV Controlled Substance (35-48-4-3)	0	0	0	0
Dealing in a Schedule V Controlled Substance (35-48-4-4)	0	0	0	0
Dealing in a Substance Represented to be a Controlled Substance (35-48-4-4.5)	0	0	0	0
Dealing in Cocaine or Narcotic Drug (35-48-4-1)	0	0	0	0
Dealing in Marijuana, Hash Oil, or Hashish (35-48-4-10)	0	0	0	0
Dealing Methamphetamine (35-48-4-1.1)	0	0	0	1
Delivery of Weapon to Intoxicated Person (35-47-4-1)	0	0	0	0
Escape (35-44-3-5)	0	0	0	0
Escape/Failure to Return to Lawful Detention (35-44-3-5)	0	0	0	2
Interference with Custody (35-42-3-4)	0	0	0	0
Intimidation (35-45-2-1)	0	1	3	4
Knife with Automatic Blade (35-47-5-2)	0	0	0	0
Loan Sharking (35-45-7-2)	0	0	0	0
Maintaining a Common Nuisance (35-48-4-13)	0	0	0	0
Manufacture, Distribution, Possession of a Substance Represented to be a Controlled Substance (35-48-4-4.6)	0	0	0	0
Neglect of a Dependent (35-46-1-4)	0	0	0	0
Possession of a Controlled Substance (35-48-4-7)	0	3	3	4
Possession of a Knife on School Property (35-47-5-2.5)	0	0	0	0
Poss precursors w/intent to manufacture etc. (35-48-4-14.5)	0	0	0	0
Promoting Prostitution (35-45-4-4)	0	0	0	0
Purchase, Possession or Sale of Stun Gun (35-47-8-5)	0	0	0	0
Resisting Law Enforcement (35-44-3-3)	0	1	0	6
Rioting with a Deadly Weapon (35-45-1-2)	0	0	0	0
Sale, Possession, Use of Legend Drug (16-42-19-27)	0	0	0	0
Sexual Misconduct with a Minor (35-42-4-9)	0	0	0	0
Stalking (35-45-10-5)	0	0	0	0
Trafficking with an Inmate (35-44-3-9)	0	0	0	0
Use of Stun Gun in Commission of a Crime (35-47-8-5)	<u>0</u>	<u>0</u>	<u>0</u>	<u>0</u>
Sub-Total	0	5	6	18

LEVEL III	THE NUMBER OF JUVENILES			
	This Month		This Calendar Year	
	<u>Female</u>	<u>Male</u>	<u>Female</u>	<u>Male</u>
Accident/Failure to Stop (9-26-1-8)	0	0	0	0
Accident, Property Damage with Injury (9-26-1-8)	0	0	0	0
Altering or Damaging Computer (35-43-1-4)	0	0	0	0
Auto Theft, Receiving Stolen Parts (35-43-4-2.5)	0	3	1	10
Battery (35-42-2-1)	3	8	8	31
Bribery (35-44-1-1)	0	0	0	0
Burglary (35-43-2-1)	0	14	1	59
Check Deception (35-43-5-5)	0	0	0	0
Check Fraud (35-43-5-12)	0	0	0	0
Child Exploitation (35-42-4-4)	0	0	0	0
Controlled Substance Registration (35-48-4-14)	0	0	0	0
Conversion (35-43-4-3)	0	1	0	4
Criminal Mischief (35-43-1-2)	0	2	1	12
Criminal Recklessness (35-42-2-2)	0	0	0	0
Criminal Trespass (35-43-2-2)	0	2	0	6
Dealing in Altered Property (35-43-4-2.3)	0	0	0	0
Dealing in Marijuana, Hash Oil, or Hashish (35-48-4-10)	0	0	0	1
Dealing in Paraphernalia (35-48-4-8.5)	0	0	0	0
Distribution of Material Harmful to Minor (35-49-3-3)	0	0	0	0
Escape/Failure to Return to Lawful Detention (35-44-3-5)	1	1	1	6
Failure to Appear (35-44-3-6)	0	0	0	0
False Reporting (35-44-2-2)	0	0	0	0
Forgery (35-43-5-2)	0	0	0	2
Fraud (35-43-5-4)	0	0	2	0
Fraud on Financial Institution (35-45-5-8)	0	0	0	0
Home Improvement Fraud (35-43-6-13)	0	0	0	0
Identity Deception (35-43-5-3.5)	0	0	0	0
Interference with Custody (35-42-3-4)	0	0	0	0
Interference with Reporting Crime (35-45-2-5)	0	0	0	0
Invasion of Privacy (35-46-1-15.1)	0	0	0	0
Manufacture of Paraphernalia (35-48-4-8.1)	0	0	0	0
Nonsupport of Child (35-46-1-5)	0	0	0	0
Nonsupport of Spouse (35-46-1-6)	0	0	0	0
Obscene Performance (35-49-3-1)	0	0	0	0
Obstructing Fireman (35-44-3-8)	0	0	0	0
Obstructing Traffic (35-42-2-4)	0	0	0	0
Obstruction of Justice (35-44-3-4)	0	0	0	0
Operating Vehicle After Lifetime Forfeiture (9-30-10-17)	0	0	0	0
Operating Vehicle While Intoxicated (9-30-5-4)	0	0	0	0
Operating Vehicle While Intoxicated with Prior (9-30-5-3)	0	0	0	0

LEVEL III (Cont.)**THE NUMBER OF JUVENILES**

	This Month		This Calendar Year	
	<u>Female</u>	<u>Male</u>	<u>Female</u>	<u>Male</u>
Patronizing a Prostitute (35-45-4-3)	0	0	0	0
Perjury (35-44-2-1)	0	0	0	0
Possession of Cocaine or Narcotic Drug (35-48-4-6)	0	0	1	1
Possession of Marijuana, Hash Oil, or Hashish (35-48-4-11)	0	0	0	1
Possession of Methamphetamine (35-48-4-6.1)	0	0	0	0
Possession of Paraphernalia (35-48-4-8.3)	0	0	0	0
Possession/Use of Legend Drug (16-42-19-13)	0	0	0	0
Professional Gambling (35-45-5-3)	0	0	0	0
Profiting from Adoption (35-46-1-9)	0	0	0	0
Promoting Professional Gambling (35-45-5-4)	0	0	0	0
Promoting Prostitution (35-45-4-4)	0	0	0	0
Prostitution (35-45-4-2)	0	0	0	0
Public Indecency (35-45-4-1)	0	0	0	1
Public Nudity (35-45-4-1.5)	0	0	0	0
Receiving Stolen Property (35-43-4-2)	0	1	0	11
Residential Entry (35-43-2-1.5)	0	0	0	1
Resisting Law Enforcement (35-44-3-3)	3	1	3	6
Rioting (35-45-1-2)	0	0	0	0
Sale, Possession, Use of Legend Drug (16-42-19-27)	0	0	0	0
Selling, Distributing, Exhibiting Obscene Material (35-49-3-1)	0	0	0	0
Stalking (35-45-10-5)	0	0	0	0
Theft (35-43-4-2)	1	3	7	27
Trafficking with an Inmate (35-44-3-9)	0	0	0	0
Unauthorized Possession of Prescription Form (35-48-4-14)	0	0	0	0
Voyeurism (35-45-4-5)	0	0	0	0
Welfare Fraud (35-43-5-7)	<u>0</u>	<u>0</u>	<u>0</u>	<u>0</u>
Sub-Total	8	36	25	179

LEVEL IV

Accident/Failure to Stop (9-26-1-8)	0	0	0	0
Assisting a Criminal (35-44-3-2)	0	0	0	0
Check Deception (35-43-5-5)	0	0	0	0
Common Nuisance, Legend Drug (16-42-19-27)	0	0	0	0
Common Nuisance, Visiting a Building (35-48-4-13)	0	0	0	0
Computer Trespassing (35-43-2-3)	0	0	0	0
Counterfeiting a Driver's License (9-24-18-7)	0	0	0	0
Counterfeiting Auto Registration (9-18-2-42)	0	0	0	0
Curfew Violation (31-37-2-5)	0	0	0	0
Deception (35-43-5-3)	0	0	0	0
Disorderly Conduct (35-45-1-3)	1	0	5	5
Dissemination of Material Harmful to Minor (35-49-3-3)	0	0	0	0
Driving with Suspended License (9-24-19-2)	0	0	0	0
Exploitation of Dependent/Endangered Adult (35-46-1-12)	0	0	0	0
Failure to Appear (35-44-3-6)	0	0	0	0
Failure to Disclose Recruitment (35-46-4-4)	0	0	0	0
Failure to Respond to Summons (35-44-3-6.5)	0	0	0	0
False Auto Registration (9-18-2-44)	0	0	0	0
False Informing (35-44-2-2)	0	0	0	2
Flag Desecration (35-45-1-4)	0	0	0	0

LEVEL IV (Cont.)**THE NUMBER OF JUVENILES**

	This Month		This Calendar Year	
	<u>Female</u>	<u>Male</u>	<u>Female</u>	<u>Male</u>
Glue Sniffing (35-46-6-2)	0	0	0	0
Habitual Disobedience of Parent, Guardian, or Custodian (Incorrigible) (31-37-2-4)	0	0	0	0
Harassment (35-45-2-2)	0	0	0	0
Home Improvement Fraud (35-43-6-12)	0	0	0	0
Illegal Consumption of Alcohol (7.1-5-7-7)	0	0	1	0
Illegal Possession of Alcohol (7.1-5-7-7)	0	0	0	0
Impairment of ID Number (35-43-7-4)	0	0	0	0
Interference with Custody (35-42-3-4)	0	0	0	0
Interfering with Law Enforcement Animal (35-46-3-11)	0	0	0	0
Invasion of Privacy (35-46-1-15.1)	0	0	0	0
Leaving Home w/o Permission of Parent, Guardian or Custodian (Runaway) (31-37-2-2)	1	1	2	1
Nitrous Oxide Distribution (35-46-6-3)	0	0	0	0
Obscene Performance (35-49-3-1)	0	0	0	0
Obstructing Medical Emergency (35-44-3-8.5)	0	0	0	0
Obstructing Traffic (35-42-2-4)	0	0	0	0
Operating Vehicle While Intoxicated (9-30-5-2)	0	0	0	0
Operating Vehicle While Intoxicated/Cntrl'd Sub (9-30-5-1)	0	0	0	0
Operating Vehicle w/o License (9-24-18-1)	0	0	0	1
Operating Vehicle w/o Proof of Financial (9-25-8-2)	0	0	0	0
Operating Vehicle w/o Registration/Plates (9-18-2-43)	0	0	0	0
Possession of Marijuana,Hash Oil, or Hashish (35-48-4-11)	0	4	1	12
Possession of Paraphernalia (35-48-4-8.3)	0	0	0	2
Possession of Substance Represented to be a Controlled Substance (35-48-4-4.6)	0	0	0	0
Possession, Purchase, Accepting Tobacco (35-46-1-10.5)	0	0	0	0
Probation Violation	0	0	0	0
Public Intoxication (7.1-5-1-3)	0	0	0	0
Receiving Unidentified Property (35-43-7-5)	0	0	0	0
Reckless Driving (9-21-8-52)	0	0	0	0
Refusal to Aid Officer (35-44-3-7)	0	0	0	0
Selling,Distributing,Exhibiting Obscene Material (35-49-3-1)	0	0	0	0
Torture, Kill, Mutilate an Animal (35-46-3-12)	0	0	0	0
Unauthorized Possession of Prescription (35-48-4-14)	0	0	0	0
Unlawful Entry of Motor Vehicle (35-43-4-2.7)	0	0	0	0
Unlawful Gambling (35-45-5-2)	0	0	0	0
Unlawful Use of Railroad Right of Way (8-3-15-3)	0	0	0	0
Vending Machine Vandalism (35-43-4-7)	0	0	0	0
Violation of Compulsory School Attendance Law (Truancy) (31-37-2-3)	1	0	3	2
Violation Home Detention	0	0	0	1
Violation Suspended Commitment to DOC	0	0	0	0
Voyeurism (35-45-4-5)	0	0	0	0
Welfare Fraud (35-45-5-7)	0	0	0	0
NO SENTENCE DATA	<u>0</u>	<u>0</u>	<u>0</u>	<u>1</u>
Sub-Total	3	5	12	27

GRAND TOTAL NUMBER OF JUVENILES

12	56	50	265
-----------	-----------	-----------	------------

Source: SAS - mnthadm4.mso

Indiana Department of Correction
Table 14
Juvenile Female New Commitments

<u>Month</u>	<u>2008</u>	<u>2009</u>	<u>2010</u>	<u>2011</u>	<u>2012</u>
January	11	9	16	15	10
February	6	16	22	15	13
March	6	17	18	18	15
April	15	29	13	10	12
May	9	17	13	9	-
June	10	18	9	23	-
July	11	13	11	10	-
August	14	14	5	11	-
September	9	8	13	5	-
October	13	5	13	12	-
November	13	14	13	14	-
December	<u>17</u>	<u>25</u>	<u>7</u>	<u>9</u>	-
TOTALS	134	185	153	151	50

Source:

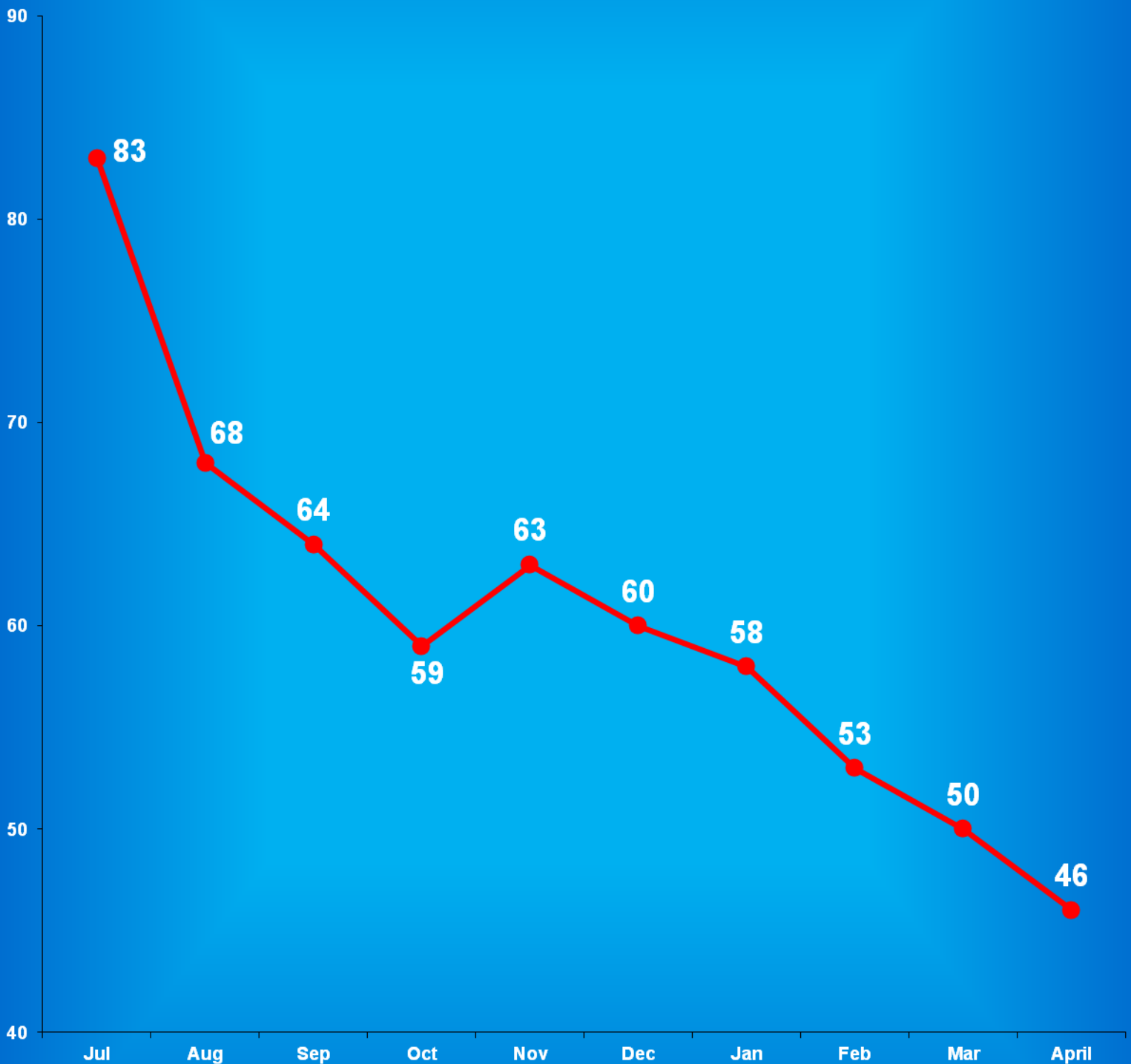
SAS - mnthadm4.pgm

Indiana Department of Correction

Graph G

Average Daily Juvenile Female Offender Populations

Fiscal Year 2012



Indiana Department of Correction
Table 15
Juvenile Male New Commitments

<u>Month</u>	<u>2008</u>	<u>2009</u>	<u>2010</u>	<u>2011</u>	<u>2012</u>
January	58	57	88	69	63
February	85	82	71	62	71
March	81	76	77	90	75
April	66	102	60	72	56
May	65	73	71	64	-
June	79	82	67	64	-
July	84	86	53	71	-
August	65	63	74	94	-
September	65	75	61	58	-
October	113	54	73	65	-
November	71	75	85	81	-
December	<u>97</u>	<u>74</u>	<u>75</u>	<u>52</u>	-
TOTALS	929	899	855	842	265

Source:
SAS - mnthadm4.pgm

Indiana Department of Correction

Graph H

Average Daily Juvenile Male Offender Populations

Fiscal Year 2012



**Indiana Department of Correction
Indiana Government Center South, Room E334
302 W. Washington Street
Indianapolis, IN 46204**

**Prepared by:
Ryan Lammert, Research Analyst
(317) 234-4417
RLammert@idoc.IN.gov**

This report and previous reports may be found at:

<http://www.in.gov/idoc/2376.htm>



The Indiana Department of Correction
advances public safety and successful
re-entry through dynamic supervision,
programming, and partnerships.

