


Indiana Department of Correction

Division of Research & Technology



Offender Population Statistical Report - March 2013 -

Bruce Lemmon, Commissioner

**Indiana Department of Correction
Indiana Government Center South, Room E334
302 W. Washington Street
Indianapolis, IN 46204**

**Prepared by:
Ryan Lammert, Research Analyst
(317) 234-4417
RLammert@idoc.IN.gov**

This report and previous reports may be found at:

<http://www.in.gov/idoc/2376.htm>



Executive Summary

Beginning January, 2013, the IDOC Offender Population Statistical Report includes several changes and additions not previously reported. Those changes are as follows:

- The population summary included in this report now includes overall admission and release counts.
- Tables 6, 7, 14 and 15 are new to this report. They detail number of new admissions by offense level and number of releases by release type, all broken down by county of commitment for offenders' most serious crime.
- Tables 9 and 10 (from previous reports) are now 11 and 12 and no longer include parole violation admissions or admissions for Community Transition Program (CTP) violations.
- Tables 11, 12, 16 and 17 have been modified to make them easier to read. These tables will continue to display admissions by offense for all citations and most serious offense.
- Tables 11 & 12 only report offenses which are admitted to IDOC and will no longer include offenses with a value of zero. Therefore, offenses which are not represented by the IDOC offender population will not appear on either of these tables.

Indiana Department of Correction Population Summary

- There were 25,824 adult male offenders (including 510 county jail “back-ups” and 206 in contracted beds) on April 1, 2013.
This population is 3% below operational bed capacity for general population.
- There were 2,605 adult female offenders (including 60 county jail “back-ups” and 120 in contracted beds) on April 1, 2013.
This population is 2% below the operational bed capacity.
- There were 471 juvenile male offenders in the Department’s facilities on April 1, 2013. This population is 33% below the operational bed capacity.
- There were 62 juvenile female offenders in the Department’s facilities on April 1, 2013. This population is 60% below the operational bed capacity.
- There were 8,967 adult males on parole in Indiana (8,471 Indiana parolees and 496 other jurisdiction parolees) on April 1, 2013.
- There were 1,172 adult females on parole in Indiana (1,124 Indiana parolees and 48 other jurisdiction parolees) on April 1, 2013.
- There were 1,497 adults admitted to IDOC (1,251 male and 246 female) and 1,547 adults released from IDOC (1,338 male and 209 female) in March 2013.
- There were 99 juveniles admitted to IDOC (87 male and 12 female) and 77 juveniles released from IDOC (68 male and 9 female) in March 2013.

Definitions

For the purpose of this report, the following definitions apply:

Admission – The means by which an offender enters the custody or jurisdiction of the Indiana Department of Correction. For this report, with the exception of the return of an escapee, this does not include a return from a temporary absence.

Average Daily Population – The sum of the daily beginning counts for a month, divided by that month's number of daily beginning counts.

Beginning Count – The number of offenders physically present at the beginning of the day (ie, 0000:01 hours).

Class A Felony – An offense whereby a person convicted of this felony shall be imprisoned for a fixed term of thirty years, with not more than twenty years added for aggravating circumstances, or not more than ten years subtracted for mitigating circumstances.

Class B Felony – An offense whereby a person convicted of this felony shall be imprisoned for a fixed term of ten years, with not more than ten years added for aggravating circumstances, or not more than four years subtracted for mitigating circumstances.

Class C Felony – An offense whereby a person convicted of this felony shall be imprisoned for a fixed term of four years, with not more than four years added for aggravating circumstances, or not more than two years subtracted for mitigating circumstances.

Class D Felony – An offense whereby a person convicted of this felony shall be imprisoned for a fixed term of one and one-half years, with not more than one and one-half years added for aggravating circumstances, or not more than one year subtracted for mitigating circumstances.

County Jail "Back-ups" (Jail Bed Count) – Those offenders who have been committed to the Indiana Department of Correction, but are housed in a county jail until they can be transferred to a Department of Correction intake facility. The county receives \$35.00 per day, per offender, to house these offenders.

Ending Count – The number of offenders physically present at the end of the day (ie, 2400:00 hours).

Felon – A person convicted in any jurisdiction who might have been imprisoned for more than one year.

Level 1 Security Classification – Minimum security level. Facilities which are designated as Level 1 have the least restrictive security measures in place.

Level 2 Security Classification – Medium security level. Facilities which are designated as Level 2 have a moderate degree of security measures in place.

Level 3 Security Classification – Maximum security level. Facilities which are designated as Level 3 have very restrictive security measures in place.

Misdemeanant – A person convicted in any jurisdiction who might have been imprisoned for not more than one year.

Murder – An offense whereby a person convicted of this felony shall be imprisoned for a fixed term of fifty-five years, with not more than ten years added for aggravating circumstances, or not more than ten years subtracted for mitigating circumstances.

Operational Capacity – The total bed capacity of the facility. The capacity of a facility is the number of beds authorized for safe and efficient operation of the facility.

Pre-Dispositional – An individual ordered by the Court to the Indiana Department of Correction for evaluation prior to sentencing.

Recommitment – When an offender returns to IDOC after having served all or some of a sentence unrelated to the current sentence.

Release – The means by which an offender leaves the custody or jurisdiction of the Indiana Department of Correction. For this report, with the exception of an escapee, this does not include a temporary absence.

Safekeeper – An individual whom the Court has determined to be in imminent danger of serious bodily injury or death, or who represents a substantial threat to the safety of others, and whom the Court has ordered to the Indiana Department of Correction for custody and security control.

Secure Confinement Units – Denotes maximum control with the most restrictive security measures in place.

Vacancy – The number of beds available for assignment.

Indiana Department of Correction

Human Resource Report

March 31, 2013

ADULT FACILITIES

Facility	Total Staff*	Custody Staff	Non-Custody	Vacancies	Hires - Rehires	Retired - Terminated	Contract/Vendor		
							Aramark	Health	Education
Branchville Correctional Facility	256	185	71	24	6	4	11	44	5
Chain O'Lakes Correctional Facility	30	21	9	3	0	1	5	2	0
Correctional Industrial Facility	331	265	66	46	0	4	17	32	12
Edinburgh Correctional Facility	61	45	16	8	0	0	4	3	1
Henryville Correctional Facility	39	33	6	3	0	4	4	2	0
Indiana State Prison/Lakeside	526	422	104	72	10	10	22	72	4
Indiana Women's Prison	178	124	54	9	5	3	6	23	6
Indianapolis Re-Entry Educational Fac.	119	76	43	10	0	2	4	13	5
Madison Correctional Facility	136	89	47	1	0	0	7	33	5
Miami Correctional Facility	502	392	110	62	12	10	31	47	11
New Castle Correctional Facility**	476	404	72	23	0	0	34	67	0
Pendleton Correctional Facility	458	352	106	52	0	9	22	35	6
Plainfield Correctional Facility	364	283	81	39	9	8	18	53	11
Putnamville Correctional Facility	475	361	114	54	3	8	21	41	11
Reception-Diagnostic Center	232	181	51	10	0	0	8	39	0
Rockville Correctional Facility	252	181	71	16	5	2	14	39	9
South Bend Comm. Re-Entry Center	38	28	10	4	0	0	4	2	0
STOP DOC Staff	18	0	18	0	0	0	0	0	0
STOP GEO Staff**	115	91	24	14	0	0	6	6	0
Wabash Valley Correctional Facility	600	473	127	55	2	7	35	58	10
Westville Correctional Facility	748	575	173	57	12	16	43	75	12
Total	5,954	4,581	1,373	562	64	88	316	686	108

JUVENILE FACILITIES

		Total Staff*	Custody Staff	Non-Custody	Vacancies	Hires - Rehires	Retired - Terminated	Contract/Vendor		
Facility								Aramark	Health	Education
Camp Summit		57	37	20	5	0	1	3	1	0
Logansport Intake/North Central		170	115	55	12	1	1	8	14	0
Madison Juvenile Correctional		85	67	18	20	1	5	0	0	12
Pendleton Juvenile Correctional		266	183	83	35	7	6	10	21	0
	Total	578	402	176	72	9	13	21	36	12
Central Office***	Total	478	164	314	38	0	3	0	0	2
STATE EMPLOYEE TOTAL		6,419	4,652	1,767	635	73	104	0	0	0
CONTRACT EMPLOYEE TOTAL		1,772	495	1,277	37	0	0	337	722	122
GRAND TOTAL		8,191	5,147	3,044	672	73	104	337	722	122



Offender Statistics



Indiana Department of Correction
Table 1
Offender Population & Vacancy Numbers, by Facility Security Level
April 1, 2013

LEVEL 1

Adult Male

	March Ending Count	General Population Vacancies	Programs & Treatment Vacancies	Segregation & Infirmary Vacancies	Down Beds	Held Beds
Chain O'Lakes Correctional Facility	124	12	0	0	0	0
Edinburgh Correctional Facility	233	87	0	0	0	0
Henryville Correctional Facility	141	27	0	0	0	0
Miami Correctional Facility	188	16	0	0	0	0
New Castle Level One (Contracted Beds)	199	4	0	0	0	1
Pendleton Correctional Facility	157	60	0	0	1	2
Re-Entry Educational Facility	376	40	4	0	0	0
South Bend Community Re-Entry Facility	151	15	6	0	0	0
Wabash Valley Correctional Facility	151	46	0	0	0	1
Westville Correctional Facility	<u>303</u>	<u>72</u>	<u>0</u>	<u>0</u>	<u>4</u>	<u>0</u>
Total	2,023	379	10	0	5	4

Adult Female

Madison Correctional Facility	556	20	0	0	0	0
Jefferson Co. Re-Entry	<u>35</u>	<u>1</u>	<u>0</u>	<u>0</u>	<u>0</u>	<u>0</u>
Total	591	21	0	0	0	0

LEVEL 2

Adult Male

Branchville Correctional Facility	1,445	29	8	3	0	0
Indiana State Prison-Outside Facility	278	65	0	0	40	2
New Castle Correctional Facility (Contracted Beds)	2,403	7	3	8	0	10
Plainfield Correctional Facility	1,657	2	0	13	0	0
Putnamville Correctional Facility	2,479	23	0	2	0	0
Short Term Offender Program	774	58	0	0	0	4
Westville Correctional Facility	<u>2,797</u>	<u>45</u>	<u>5</u>	<u>11</u>	<u>1</u>	<u>27</u>
Total	11,833	229	16	37	41	43

Adult Female

Rockville Correctional Facility	1,219	4	3	5	0	22
---------------------------------	--------------	----------	----------	----------	----------	-----------

Table 1 (Cont.)

LEVEL 3

Adult Male

	March Ending Count	General Population Vacancies	Programs & Treatment Vacancies	Segregation & Infirmary Vacancies	Down Beds	Held Beds
Correctional Industrial Facility	1,413	8	0	7	7	8
Miami Correctional Facility	2,955	16	7	2	0	4
New Castle Psychiatric Unit (Contracted Beds)	115	0	13	0	0	0
Reception-Diagnostic Center	<u>618</u>	<u>44</u>	<u>0</u>	<u>0</u>	<u>33</u>	<u>0</u>
Total	5,101	68	20	9	40	12

Adult Female

Indiana Women's Prison	615	4	10	2	0	0
------------------------	------------	----------	-----------	----------	----------	----------

LEVEL 4

Adult Male

	March Ending Count	General Population Vacancies	Programs & Treatment Vacancies	Segregation & Infirmary Vacancies	Down Beds	Held Beds
Indiana State Prison	1,985	11	20	36	5	10
New Castle Annex	439	32	0	7	1	1
Pendleton Correctional Facility	1,676	7	0	18	0	14
Wabash Valley Correctional Facility	<u>1,697</u>	<u>13</u>	<u>45</u>	<u>10</u>	<u>2</u>	<u>18</u>
Total	5,797	63	65	71	8	43

SECURE CONFINEMENT UNITS

Adult Male

Wabash Valley Correctional Facility	193	0	0	20	2	1
Westville Control Unit	<u>161</u>	<u>0</u>	<u>0</u>	<u>0</u>	<u>4</u>	<u>0</u>
Total	354	0	0	20	6	1

JAIL BED COUNT

Adult Male	510	N/A	N/A	N/A	N/A	N/A
Adult Female	<u>60</u>	N/A	N/A	N/A	N/A	N/A
Total	570					

CONTRACTED BEDS

Adult Male

Duvall Center Re-Entry (Marion County)	14	36	0	0	0	0
Elkhart Co. Re-Entry	3	10	0	0	0	0
Liberty Hall Re-Entry Facility	159	10	0	0	0	1
Tippecanoe County Re-Entry	7	3	0	0	0	0
Vigo Co. Re-Entry	1	0	0	0	4	0
Volunteers of America - Evansville	18	7	0	0	0	0
Whitley Co. Re-Entry	<u>4</u>	<u>6</u>	<u>0</u>	<u>0</u>	<u>0</u>	<u>0</u>
Total	206	72	0	0	4	1

Adult Female

Craine House	5	0	0	0	0	0
Elkhart Co. Re-Entry	4	3	0	0	0	0
Liberty Hall Re-Entry Facility	91	9	0	0	0	0
Volunteers of America - Evansville	20	5	0	0	0	0
Whitley Co. Re-Entry	<u>0</u>	<u>5</u>	<u>0</u>	<u>0</u>	<u>0</u>	<u>0</u>
Total	120	22	0	0	0	0

Table 1 (Cont.)

JUVENILE OFFENDERS						
--------------------	--	--	--	--	--	--

Juvenile Male

	March Ending Count	General Population Vacancies	Programs & Treatment Vacancies	Segregation & Infirmary Vacancies	Down Beds	Held Beds
Camp Summit	87	7	0	1	0	0
Logansport Juvenile Intake/Diagnostic Facility	53	33	0	6	0	0
North Central Juvenile Correctional Facility	127	37	0	10	0	0
Pendleton Juvenile Correctional Facility	204	160	0	15	0	12
Total	471	237	0	32	0	12

Juvenile Female

Madison Juvenile Correctional Facility	62	92	0	18	0	0
--	----	----	---	----	---	---

TOTALS						
--------	--	--	--	--	--	--

	March Ending Count	General Population Vacancies	Programs & Treatment Vacancies	Segregation & Infirmary Vacancies	Down Beds	Held Beds
GRAND TOTAL FOR ALL ADULT MALES (Includes Jail Bed Count and Contracted Beds)	25,824	811	111	137	104	104
TOTAL FOR ADULT MALES IDOC FACILITIES ONLY	25,108	739	111	137	100	103
GRAND TOTAL FOR ALL ADULT FEMALES (Includes Jail Bed Count and Contracted Beds)	2,605	51	13	7	0	22
TOTAL FOR ADULT FEMALES IDOC FACILITIES ONLY	2,425	29	13	7	0	22
TOTAL FOR JUVENILE MALES	471	237	0	32	0	12
TOTAL FOR JUVENILE FEMALES	62	92	0	18	0	0
GRAND TOTAL FOR THE DEPARTMENT (Includes Jail Bed Count and Contracted Beds)	28,962	1,191	124	194	104	138
GRAND TOTAL FOR THE DEPARTMENT (Excludes Jail Bed Count and Contracted Beds)	28,066	1,097	124	194	100	137

Sources: Planning Division Facility Body Count Report
Planning Division Juvenile Daily Count Report
Operational Support Services - Jail Bed Count Report
Operational Support Services - Vacancy Report

Indiana Department of Correction
Table 2
Operational Capacity Compared to Population, by Facility
April 1, 2013

LEVEL 1

Adult Male

	February Operational Capacity	March Operational Capacity	March Adjusted Operational Capacity*	March Ending Count	Percent +/- Capacity
Chain O'Lakes Correctional Facility	136	136	136	124	-9%
Edinburgh Correctional Facility	320	320	320	233	-27%
Henryville Correctional Facility	168	168	168	141	-16%
Miami Correctional Facility	204	204	204	188	-8%
New Castle Level One (Contracted Beds)	204	204	203	199	-2%
Pendleton Correctional Facility	220	220	217	157	-28%
Re-Entry Educational	420	420	416	376	-10%
South Bend Community Re-Entry Facility	172	172	166	151	-9%
Wabash Valley Correctional Facility	198	198	197	151	-23%
Westville Correctional Facility	<u>379</u>	379	375	<u>303</u>	<u>-19%</u>
Total	2,421	2,421	2,402	2,023	-16%

Adult Female

Madison Correctional Facility	576	576	576	556	-3%
Jefferson Co. Re-Entry	<u>36</u>	<u>36</u>	36	<u>35</u>	<u>-3%</u>
Total	612	612	612	591	-3%

LEVEL 2

Adult Male

Branchville Correctional Facility	1,485	1,485	1,474	1,445	-2%
Indiana State Prison-Outside Facility	385	385	343	278	-19%
New Castle Correctional Facility (Contracted Beds)	2,431	2,431	2,410	2,403	0%
Plainfield Correctional Facility	1,672	1,672	1,659	1,657	0%
Putnamville Correctional Facility	2,504	2,504	2,502	2,479	-1%
Short Term Offender Program	764	836	832	774	-7%
Westville Correctional Facility	<u>2,886</u>	<u>2,886</u>	<u>2,842</u>	<u>2,797</u>	<u>-2%</u>
Total	12,127	12,199	12,062	11,833	-2%

Adult Female

Rockville Correctional Facility	1,253	1,253	1,223	1,219	0%
---------------------------------	--------------	--------------	-------	--------------	----

Table 2 (Cont.)

LEVEL 3**Adult Male**

	February Operational Capacity	March Operational Capacity	March Adjusted Operational Capacity*	March Ending Count	Percent +/- Capacity
Correctional Industrial Facility	1,443	1,443	1,421	1,413	-1%
Miami Correctional Facility	2,984	2,984	2,971	2,955	-1%
New Castle Psychiatric Unit (Contracted Beds)	128	128	115	115	0%
Reception-Diagnostic Center	<u>695</u>	<u>695</u>	662	<u>618</u>	<u>-7%</u>
Total	5,250	5,250	5,169	5,101	-1%

Adult Female

Indiana Women's Prison	631	631	619	615	-1%
------------------------	------------	------------	------------	------------	------------

LEVEL 4**Adult Male**

	February Operational Capacity	March Operational Capacity	March Adjusted Operational Capacity*	March Ending Count	Percent +/- Capacity
Indiana State Prison	2,067	2,067	1,996	1,985	-1%
New Castle Annex	480	480	471	439	-7%
Pendleton Correctional Facility	1,715	1,715	1,683	1,676	0%
Wabash Valley Correctional Facility	<u>1,785</u>	<u>1,785</u>	1,710	<u>1,697</u>	<u>-1%</u>
Total	6,047	6,047	5,860	5,797	-1%

SECURE CONFINEMENT UNITS**Adult Male**

Wabash Valley Correctional Facility	216	216	193	193	0%
Westville Control Unit	<u>165</u>	<u>165</u>	161	<u>161</u>	<u>0%</u>
Total	381	381	354	354	0%

JAIL BED COUNT**

Adult Male	324	↑ 510	510	510	0%
Adult Female	<u>34</u>	↑ <u>60</u>	60	<u>60</u>	<u>0%</u>
Total	358	570	570	570	0%

CONTRACTED BEDS**Adult Male**

Duvall Center Re-Entry (Marion County)	0	50	50	14	-72%
Elkhart Co. Re-Entry	0	13	13	3	-77%
Liberty Hall Re-Entry	170	170	169	159	-6%
Tippecanoe County Re-Entry	0	10	10	7	-30%
Vigo Co. Re-Entry	5	5	1	1	0%
Volunteers of America - Evansville	25	25	25	18	-28%
Whitley Co. Re-Entry	<u>0</u>	<u>10</u>	10	<u>4</u>	<u>-60%</u>
Total	200	283	278	206	-26%

Adult Female

Craine House	5	5	5	5	0%
Elkhart Co. Re-Entry	0	7	7	4	
Liberty Hall Re-Entry	100	100	100	91	-9%
Volunteers of America - Evansville	25	25	25	20	-20%
Whitley Co. Re-Entry	<u>0</u>	<u>5</u>	5	<u>0</u>	<u>-100%</u>
Total	130	142	142	120	-15%

Table 2 (Cont.)

JUVENILE OFFENDERS

Juvenile Male

	February	March	March	March	
	Operational	Operational	Adjusted	Ending	Percent +/-
	Capacity	Capacity	Operational	Count	Capacity
			Capacity*		
Camp Summit	95	95	94	87	-7%
Logansport Juvenile Intake/Diagnostic Facility	92	92	86	53	-38%
North Central Juvenile Correctional Facility	174	174	164	127	-23%
Pendleton Juvenile Correctional Facility	<u>391</u>	<u>391</u>	364	<u>204</u>	<u>-44%</u>
Total	752	752	708	471	-33%

Juvenile Female

Madison Juvenile Correctional Facility	172	172	154	62	-60%
--	-----	-----	-----	----	------

TOTALS

	February	March	March	March	
	Operational	Operational	Adjusted	Ending	Percent +/-
	Capacity	Capacity	Operational	Count	Capacity
			Capacity***		
GRAND TOTAL FOR ALL ADULT MALES (Includes Jail Bed Count and Contracted Beds)	26,750	27,091	26,635	25,824	-3%
TOTAL FOR ADULT MALES IDOC FACILITIES ONLY	26,226	26,298	25,847	25,108	-3%
GRAND TOTAL FOR ALL ADULT FEMALES (Includes Jail Bed Count and Contracted Beds)	2,660	2,698	2,656	2,605	-2%
TOTAL FOR ADULT FEMALES IDOC FACILITIES ONLY	2,496	2,496	2,454	2,425	-1%
TOTAL FOR JUVENILE MALES	752	752	708	471	-33%
TOTAL FOR JUVENILE FEMALES	172	172	154	62	-60%
GRAND TOTAL FOR THE DEPARTMENT (Includes Jail Bed Count* and Contracted Beds)	30,334	30,713	30,153	28,962	-4%
GRAND TOTAL FOR THE DEPARTMENT (Excludes Jail Bed Count and Contracted Beds)	29,646	29,718	29,163	28,066	-4%

*Adjusted Monthly Total includes Intake Beds and excludes Down, Held, and Segregation/Infirmary Hold Beds

**Jail Bed Counts - IDOC offender Jail Bed holding is demand-based, therefore Jail Bed Percent Capacity is always 0%. This data is based on *known* IDOC holds.

***Includes Jail Bed Count - Jail Bed Operational Capacity is determined by each county's availability and fluctuates from month to month

Sources: Planning Division Facility Body Count Report
 Planning Division Juvenile Daily Count Report
 Operational Support Services - Jail Bed Count Report
 Operational Support Services - Vacancy Report

Indiana Department of Correction
Table 3
Facility Population on the First Day of Each Month
(Excludes County Jail "Back-ups" & Contracted Beds)

<u>2012</u>	<u>Adult</u> <u>Male</u>	<u>Adult</u> <u>Female</u>	<u>Juvenile</u> <u>Male</u>	<u>Juvenile</u> <u>Female</u>	<u>Total</u>
January	24,264	2,275	499	59	27,097
February	24,367	2,217	493	48	27,125
March	24,651	2,236	515	49	27,451
April	24,879	2,236	522	48	27,685
May	24,779	2,257	507	47	27,590
June	24,696	2,313	498	45	27,552
July	24,915	2,332	492	41	27,780
August	24,798	2,305	462	48	27,613
September	24,946	2,341	480	54	27,821
October	24,969	2,334	488	50	27,841
November	25,041	2,366	492	55	27,954
December	25,031	2,336	487	53	27,907

<u>2013</u>	<u>Adult</u> <u>Male</u>	<u>Adult</u> <u>Female</u>	<u>Juvenile</u> <u>Male</u>	<u>Juvenile</u> <u>Female</u>	<u>Total</u>
January	24,828	2,299	449	48	27,624
February	24,923	2,329	462	55	27,769
March	24,969	2,344	450	59	27,822
April	25,108	2,425	471	62	28,066
May					
June					
July					
August					
September					
October					
November					
December					

Indiana Department of Correction
Table 4
Parole Caseload on April 1, 2013

<u>Parole District</u>	<u>Indiana Parolees</u>				<u>Other Jurisdiction</u>				<u>Total</u>
	<u>Adult</u> <u>Male</u>	<u>Adult</u> <u>Female</u>	<u>Juvenile</u> <u>Male</u>	<u>Juvenile</u> <u>Female</u>	<u>Adult</u> <u>Male</u>	<u>Adult</u> <u>Female</u>	<u>Juvenile</u> <u>Male</u>	<u>Juvenile</u> <u>Female</u>	
<i>Interstate Compact (PD0)*</i>	482	61	3	1	496	48	9	2	1,102
	District Supervision Breakdown as follows:								
Re-Entry Parole (PD1)	591	97	7	1	19	1	1	1	718
Fort Wayne (PD2)	981	125	15	0	50	5	1	0	1,177
Indianapolis (PD3)	2,124	240	1	1	70	5	0	0	2,441
Evansville (P4A)	644	74	5	2	35	4	1	0	765
Terre Haute (P4B)	518	97	1	0	21	1	0	0	638
Bloomington (PD5)	743	109	10	2	64	7	2	0	937
Gary (PD6)	690	35	7	2	44	4	2	1	785
New Castle (PD7)	889	174	10	2	55	6	0	0	1,136
South Bend (PD8)	1,111	141	13	3	83	7	2	0	1,360
Madison (PD9)	180	32	2	2	55	8	0	0	279
Total	8,953	1,185	74	16	496	48	9	2	10,783

Total Parole Population on the First Day of Each Month

<u>Fiscal Year 2013</u>	<u>Indiana Parolees</u>				<u>Other Jurisdiction</u>				<u>Total</u>
	<u>Adult</u> <u>Male</u>	<u>Adult</u> <u>Female</u>	<u>Juvenile</u> <u>Male</u>	<u>Juvenile</u> <u>Female</u>	<u>Adult</u> <u>Male</u>	<u>Adult</u> <u>Female</u>	<u>Juvenile</u> <u>Male</u>	<u>Juvenile</u> <u>Female</u>	
July	9,010	1,099	95	20	399	42	7	1	10,673
August	9,062	1,102	89	16	398	42	9	1	10,719
September	8,932	1,118	90	18	398	42	10	1	10,609
October	8,978	1,108	79	14	398	42	11	1	10,631
November	8,919	1,134	77	16	384	39	11	1	10,581
December	8,961	1,131	82	12	386	41	11	2	10,626
January	9,010	1,163	71	11	427	47	10	2	10,741
February	9,077	1,165	80	16	428	44	9	2	10,821
March	8,974	1,183	79	16	492	48	9	2	10,803
April	8,953	1,185	74	16	496	48	9	2	10,783

* Includes Indiana parolees who are serving their parole in another state, as well as offenders from other States being supervised in Indiana (Interstate Compact)

Sources: Juvenile Services
Parole Division
SAS - juvparl2.pgm



Adult Offender Statistics



Indiana Department of Correction
Table 5
Monthly Admissions and Releases - Adult Offenders
(Includes County Jail "Back-ups" & Contracted Beds)

March 2013

ADMISSIONS	Male	Female
New Commitments	609	210
Parole Violators - New Commits	58	3
Parole Violators - Technical	137	20
Unsentenced (Safekeepers)	2	0
Return from Escape - Secure Facility	0	0
Return from Escape - Non-Secure Facility	1	0
Return from Escape - CTP Absconds	0	0
Probation Violators - New Commits	184	8
Probation Violators - Technical	253	4
Return from CTP - New Commits	0	0
Return from CTP - Technical	7	1
TOTAL ADMISSIONS	1,251	246
RELEASES		
Parole	719	102
Probation	374	66
Escape - Secure Facility	0	0
Walk-Away - Non-Secure Facility	2	2
Discharged	107	21
Unsentenced Discharged	0	0
Other (i.e. Death)	8	0
Community Transition Program (CTP)	125	18
CTP Absconds	3	0
TOTAL RELEASES	1,338	209

Of the 609 new commitments of male felons, 283 (46.5%) had a prior commitment.

Of the 210 new commitments of female felons, 77 (36.7%) had a prior commitment.

Effective July 1, 1999, misdemeanants are to be committed to DOC only under special circumstances (IC 11-12-6)

Sources: SAS - prsadm8.pgm, SAS - prisrel8.pgm

Indiana Department of Correction
Table 6
New Admissions by County of Commitment - Adult Offenders

March 2013

Felony Level								Felony Level							
County	Murder	FA	FB	FC	FD	Other*	total	County	Murder	FA	FB	FC	FD	Other*	total
Adams	0	0	1	2	3	0	6	Madison	0	1	23	22	38	0	84
Allen	1	4	17	23	70	0	115	Marion	1	16	77	67	95	0	256
Bartholomew	0	0	3	2	7	0	12	Marshall	0	0	3	2	1	0	6
Benton	0	0	1	0	0	0	1	Martin	0	0	0	0	0	0	0
Blackford	0	0	2	1	0	0	3	Miami	0	0	2	0	1	0	3
Boone	0	1	1	5	14	0	21	Monroe	0	1	1	2	8	0	12
Brown	0	0	2	0	0	0	2	Montgomery	0	1	4	5	6	0	16
Carroll	0	1	3	2	3	0	9	Morgan	0	0	4	6	1	0	11
Cass	0	2	1	1	0	0	4	Newton	0	0	1	0	1	0	2
Clark	0	0	2	3	2	0	7	Noble	0	1	10	2	12	0	25
Clay	0	0	0	1	2	0	3	Ohio	0	0	1	0	1	0	2
Clinton	0	0	1	2	1	0	4	Orange	0	0	0	0	1	0	1
Crawford	0	0	0	0	0	0	0	Owen	0	0	0	1	2	0	3
Daviess	0	0	0	1	0	0	1	Parke	0	1	1	1	2	0	5
Dearborn	0	1	9	14	12	0	36	Perry	0	0	0	1	3	0	4
Decatur	0	0	1	0	3	0	4	Pike	0	0	0	1	3	0	4
DeKalb	0	0	2	0	1	0	3	Porter	1	1	3	1	4	0	10
Delaware	0	0	6	6	5	0	17	Posey	0	0	2	0	0	0	2
Dubois	0	0	1	3	0	0	4	Pulaski	0	0	0	2	1	0	3
Elkhart	0	1	12	8	12	0	33	Putnam	0	0	1	1	4	0	6
Fayette	0	0	1	0	2	0	3	Randolph	0	0	0	0	1	0	1
Floyd	0	1	3	4	1	0	9	Ripley	0	0	1	4	2	0	7
Fountain	0	0	1	0	2	0	3	Rush	0	0	1	0	4	0	5
Franklin	0	0	1	3	8	0	12	St. Joseph	1	2	6	17	25	0	51
Fulton	0	0	1	0	0	0	1	Scott	0	0	0	1	4	0	5
Gibson	0	0	2	0	2	0	4	Shelby	0	1	2	0	2	0	5
Grant	0	0	1	2	5	0	8	Spencer	0	0	0	1	0	0	1
Greene	0	0	1	1	1	0	3	Starke	0	0	5	3	4	0	12
Hamilton	0	0	4	8	38	0	50	Steuben	0	1	0	0	3	0	4
Hancock	0	0	5	1	4	0	10	Sullivan	0	1	0	0	0	0	1
Harrison	0	1	2	1	13	0	17	Switzerland	0	0	0	1	0	0	1
Hendricks	0	0	1	1	12	0	14	Tippecanoe	1	1	4	4	10	0	20
Henry	0	0	3	0	0	0	3	Tipton	0	0	1	0	0	0	1
Howard	0	1	3	2	0	0	6	Union	0	0	1	0	3	0	4
Huntington	0	3	5	4	13	0	25	Vanderburgh	0	3	8	6	14	0	31
Jackson	0	0	0	2	2	0	4	Vermillion	0	0	0	0	0	0	0
Jasper	0	0	0	0	4	0	4	Vigo	0	2	5	4	11	0	22
Jay	0	0	1	0	0	0	1	Wabash	0	0	2	1	7	0	10
Jefferson	0	0	2	3	4	0	9	Warren	0	0	0	0	0	0	0
Jennings	0	1	1	1	10	0	13	Warrick	0	0	1	1	1	0	3
Johnson	0	1	1	4	16	0	22	Washington	0	0	1	0	3	0	4
Knox	0	0	0	0	0	0	0	Wayne	1	1	6	5	20	0	33
Kosciusko	0	1	7	4	3	0	15	Wells	0	0	1	1	2	0	4
LaGrange	0	0	0	0	8	0	8	White	0	0	1	0	0	0	1
Lake	1	2	7	15	8	0	33	Whitley	0	0	1	2	1	0	4
LaPorte	0	0	8	7	0	0	15	Unknown**	<u>0</u>	<u>0</u>	<u>0</u>	<u>0</u>	<u>0</u>	<u>1</u>	<u>1</u>
Lawrence	0	0	1	1	3	0	5	Total	7	55	307	303	595	1	1,268

Data based on Most Serious Offense and include only New- and Reccommitments.

Parole violators are not included.

**Other* may include missing, habitual offense, contempt of court, or misdemeanor.

***Unknown* represents offenders who were sentenced to DOC, but no sentence information was received.

Source: Prsadm7.pgm

Indiana Department of Correction

Table 7

Release Type by County of Commitment - Adult Offenders

March 2013

Release Type						Release Type					
County	Parole	Probation	Discharged	CTP	total	County	Parole	Probation	Discharged	CTP	total
Adams	2	3	0	1	6	Madison	20	12	3	13	48
Allen	44	22	2	17	85	Marion	178	79	48	20	325
Bartholomew	6	2	1	1	10	Marshall	3	6	0	2	11
Benton	0	0	0	0	0	Martin	0	0	0	0	0
Blackford	2	3	0	1	6	Miami	3	3	1	1	8
Boone	8	1	1	0	10	Monroe	17	8	2	0	27
Brown	1	1	0	0	2	Montgomery	9	3	0	2	14
Carroll	1	2	0	0	3	Morgan	10	3	0	0	13
Cass	4	1	1	2	8	Newton	1	0	0	0	1
Clark	6	8	3	1	18	Noble	3	5	1	0	9
Clay	0	8	1	0	9	Ohio	0	0	0	0	0
Clinton	2	3	0	2	7	Orange	1	0	0	0	1
Crawford	2	1	0	1	4	Owen	1	0	0	0	1
Daviess	3	2	0	1	6	Parke	4	3	0	0	7
Dearborn	13	8	0	0	21	Perry	7	0	0	0	7
Decatur	9	0	0	0	9	Pike	1	0	0	0	1
DeKalb	3	1	0	0	4	Porter	5	2	1	0	8
Delaware	3	7	0	4	14	Posey	1	0	1	0	2
Dubois	0	0	0	1	1	Pulaski	1	0	0	0	1
Elkhart	44	20	1	7	72	Putnam	2	4	0	1	7
Fayette	6	2	0	3	11	Randolph	1	0	0	0	1
Floyd	5	5	0	3	13	Ripley	2	5	1	0	8
Fountain	2	1	1	0	4	Rush	6	1	1	0	8
Franklin	1	4	1	0	6	St. Joseph	29	9	8	5	51
Fulton	2	3	2	0	7	Scott	6	4	2	0	12
Gibson	5	0	0	2	7	Shelby	7	13	5	1	26
Grant	12	8	0	5	25	Spencer	0	0	0	0	0
Greene	2	0	1	0	3	Starke	9	0	1	3	13
Hamilton	31	26	10	0	67	Steuben	3	2	0	0	5
Hancock	3	2	0	0	5	Sullivan	1	1	0	0	2
Harrison	2	6	2	0	10	Switzerland	0	0	0	0	0
Hendricks	12	5	3	1	21	Tippecanoe	20	18	0	5	43
Henry	7	4	0	3	14	Tipton	2	0	0	1	3
Howard	9	9	2	1	21	Union	1	2	0	0	3
Huntington	8	17	0	0	25	Vanderburgh	44	13	3	4	64
Jackson	7	3	0	0	10	Vermillion	1	1	0	0	2
Jasper	4	1	0	1	6	Vigo	13	7	1	4	25
Jay	3	2	0	2	7	Wabash	5	2	2	2	11
Jefferson	7	1	1	3	12	Warren	1	0	0	0	1
Jennings	7	1	1	0	9	Warrick	4	0	1	1	6
Johnson	24	11	3	1	39	Washington	4	1	3	0	8
Knox	0	0	0	0	0	Wayne	22	4	1	1	28
Kosciusko	9	3	0	0	12	Wells	2	0	0	0	2
LaGrange	5	2	0	0	7	White	3	2	0	0	5
Lake	21	9	3	9	42	Whitley	0	0	0	0	0
LaPorte	8	9	1	2	20	Unknown	7	0	0	0	7
Lawrence	6	0	1	2	9	Total	821	440	128	143	1,532

This data excludes Temporary Moves, Safekeepers, Predispositions, Escapes, Deaths, releases from CTP and releases from Out of State Parole.

Source: prisrel7.pgm

Indiana Department of Correction
Table 8
The Number of Department of Correction Offenders
Held in County Jails*

April 1, 2013

<u>County</u>	<u>Adult Male</u>	<u>Adult Female</u>	<u>County</u>	<u>Adult Male</u>	<u>Adult Female</u>	<u>County</u>	<u>Adult Male</u>	<u>Adult Female</u>
Adams	1	0	Hendricks	30	4	Pike	14	0
Allen	9	4	Henry**	2	0	Porter	16	0
Bartholomew	1	1	Howard	7	1	Posey	6	0
Benton	2	0	Huntington	3	2	Pulaski**	3	0
Blackford**	7	1	Jackson	9	1	Putnam**	24	2
Boone	2	0	Jasper	1	0	Randolph	1	0
Brown	1	0	Jay	3	0	Ripley	10	0
Carroll	5	0	Jefferson	0	0	Rush	0	0
Cass	6	1	Jennings	4	0	St. Joseph	3	1
Clark	8	1	Johnson	1	1	Scott	5	0
Clay	8	1	Knox**	17	1	Shelby	10	1
Clinton	14	0	Kosciusko	8	0	Spencer**	1	0
Crawford**	6	1	LaGrange	8	2	Starke	2	0
Daviess	1	1	Lake	2	2	Steuben	8	0
Dearborn	8	1	LaPorte	2	0	Sullivan	0	0
Decatur	2	0	Lawrence	7	1	Switzerland	0	0
DeKalb	1	0	Madison	0	0	Tippecanoe	38	3
Delaware	6	0	Marion	7	2	Tipton	0	0
Dubois	3	0	Marshall	1	0	Union	1	0
Elkhart	7	1	Martin	0	0	Vanderburgh	11	0
Fayette	5	2	Miami	6	2	Vermillion	1	0
Floyd	6	1	Monroe	2	1	Vigo	1	0
Fountain	2	0	Montgomery	19	2	Wabash	0	0
Franklin	5	1	Morgan	5	2	Warren	0	0
Fulton	3	0	Newton	0	0	Warrick	8	0
Gibson	12	1	Noble	21	1	Washington	5	1
Grant	3	0	Ohio	0	0	Wayne	4	5
Greene	2	0	Orange**	1	0	Wells**	6	1
Hamilton	9	1	Owen	3	0	White	0	0
Hancock	4	0	Parke	5	1	<u>Whitley</u>	<u>2</u>	<u>0</u>
Harrison**	6	1	Perry	1	0	Total	510	60

* Data is based on known frequencies reported by the counties

** County Jail Substance Abuse Programs

Source: Operational Support Services□

Indiana Department of Correction
Table 9
Community Transition Program
Average Daily Populations

<u>Month</u>	<u>2009</u>	<u>2010</u>	<u>2011</u>	<u>2012</u>	<u>2013</u>
January	404	450	544	483	493
February	410	422	530	474	475
March	384	445	495	483	511
April	390	475	506	586	
May	408	501	520	514	
June	414	536	523	506	
July	414	577	534	520	
August	400	614	509	511	
September	429	568	497	502	
October	450	572	454	501	
November	452	578	468	498	
December	<u>458</u>	<u>560</u>	<u>479</u>	<u>492</u>	
YEARLY AVERAGE	417	525	505	506	493

Source: CTP Database and OIS Warmbody

Indiana Department Of Correction
Table 10
Community Transition Program
March 2013 Release Information

Total number of offenders eligible to be released during March 2013 =	667
Felony A and B total =	311
Felony C total =	209
Felony D total =	143
Murder =	4
Total number of offenders transitioned to counties for CTP =	152
By default (lack of response from judge)	
Felony A or B =	0
Felony C =	28
Felony D =	20
By approval by court order from judge	
Felony A or B =	63
Felony C =	22
Felony D =	19
Murder =	0
Total number of offenders transitioned to counties then returned to DOC due to refusal (court ordered denial upon receipt of offender) =	0
Total number of court ordered denials =	385
Felony A or B =	171
Felony C =	132
Felony D =	80
Murder =	2
Total number of Felony A or B denials by default (no response from judge) =	58
Total number of offenders who became ineligible after eligibility determined but prior to CTP commencement date (reasons include change in Earliest Possible Release Date, change in warrant status, released to probation or to parole, other miscellaneous) =	70
Felony A or B =	19
Felony C =	27
Felony D =	24
Murder =	0

Source: SAS - CTP2 Adms

*Indiana Department of Correction
Table 11
Total Number of Felony Offenses
Committed to the Indiana Department of Correction*

March 2013

Felony Level	Primary Offense	Secondary Offense	Mar-13		This Calendar Year	
			SEX		SEX	
			F	M	F	M
Murder	Murder (35-42-1-1)		2	7	2	19
Murder Total			2	7	2	19

Felony Level	Primary Offense	Secondary Offense	Mar-13		This Calendar Year	
			SEX		SEX	
			F	M	F	M
A Felony	Aiding, Inducing or Causing an Offense (35-41-2-4)	Child Molesting (35-42-4-3)	-	5	-	5
		Murder (35-42-1-1)	-	-	-	2
	Arson (35-43-1-1)		-	-	-	2
	Attempt to Commit a Felony (35-41-5-1)	Child Molesting (35-42-4-3)	-	-	-	4
		Murder (35-42-1-1)	-	15	1	25
		Robbery (35-42-5-1)	-	-	-	1
	Burglary (35-43-2-1)		-	5	1	11
	Child Molesting (35-42-4-3)		-	22	-	63
	Conspiracy (35-41-5-2)	Dealing Cocaine or Narcotic Drug (35-48-4-1)	-	-	-	1
		Murder (35-42-1-1)	-	-	2	-
	Criminal Deviate Conduct (35-42-4-2)		-	4	-	8
	Dealing Cocaine or Narcotic Drug (35-48-4-1)		-	14	4	35
	Dealing Methamphetamine (35-48-4-1.1)		1	4	2	16
	Dealing Sched I, II, or III Cntrl Sub (35-48-4-2)		2	4	7	5
	Fail to Stop Accident w/Injury (9-26-1-1)		-	-	1	-
	Kidnapping (35-42-3-2)		-	2	-	5
	Neglect of a Dependent/Death (35-46-1-4)		-	-	1	1
	Possession of Cocaine or Narcotic Drug (35-48-4-6)		-	-	-	2
	Possession of Methamphetamine (35-48-4-6.1)		-	1	-	1
	Rape (35-42-4-1)		-	3	-	5
	Robbery (35-42-5-1)		-	2	1	4
	Voluntary Manslaughter (35-42-1-3)		-	2	-	4
			3	83	20	200
A Felony Total						

Felony Level	Primary Offense	Secondary Offense	Mar-13		This Calendar Year	
			SEX		SEX	
			F	M	F	M
B Felony	Accident/Failure to Stop-Serious Inj/Death (9-26-1-8)		-	2	-	2
	Aggravated Battery (35-42-2-1.5)		-	1	2	18
	Aiding, Inducing or Causing an Offense (35-41-2-4)	Aggravated Battery (35-42-2-1.5)	-	-	-	1
		Burglary (35-43-2-1)	-	1	2	4
		Child Molesting (35-42-4-3)	1	-	1	-
		Dealing Cocaine or Narcotic Drug (35-48-4-1)	-	1	-	2
		Dealing Methamphetamine (35-48-4-1.1)	-	-	-	1
		Rape (35-42-4-1)	-	1	-	1
		Robbery (35-42-5-1)	-	-	-	3
	Arson (35-43-1-1)		-	4	2	9
	Attempt to Commit a Felony (35-41-5-1)	Burglary (35-43-2-1)	-	1	-	1
		Carjacking (35-42-5-2)	-	1	-	1
		Child Molesting (35-42-4-3)	-	-	-	1
		Criminal Deviate Conduct (35-42-4-2)	-	-	-	2
		Dealing Cocaine or Narcotic Drug (35-48-4-1)	1	-	1	-
		Rape (35-42-4-1)	-	-	-	1
		Robbery (35-42-5-1)	-	2	-	6
		Sexual Misconduct with a Minor (35-42-4-9)	-	-	-	2
	Battery (35-42-2-1)		-	1	-	4
	Burglary (35-43-2-1)		7	70	17	219
	Carjacking (35-42-5-2)		-	4	-	11
	Child Molesting (35-42-4-3)		-	7	3	31
	Conspiracy (35-41-5-2)	Burglary (35-43-2-1)	-	-	1	2
		Dealing Cocaine or Narcotic Drug (35-48-4-1)	-	1	1	4
		Dealing Methamphetamine (35-48-4-1.1)	2	1	4	5
		Dealing Sched I, II, or III Cntrl Sub (35-48-4-2)	-	-	1	-
		Robbery (35-42-5-1)	1	4	1	6
	Criminal Confinement (35-42-3-3)		-	8	-	13
	Criminal Deviate Conduct (35-42-4-2)		1	4	1	10
	Dealing Cocaine or Narcotic Drug (35-48-4-1)		5	59	25	179
	Dealing Methamphetamine (35-48-4-1.1)		14	50	36	102
	Dealing Sched I, II, or III Cntrl Sub (35-48-4-2)		12	25	32	85
	Dealing Sched IV Cntrl Sub (35-48-4-3)		-	1	1	2
	Escape/Failure to Return (35-44-3-5)		-	1	-	1
	Felon in Possession of a Firearm (35-47-4-5)		-	13	-	38
	Incest (35-46-1-3)		-	2	-	3
	Neglect of a Dependent (35-46-1-4)		1	3	3	10
	Operating Vehicle Intoxicated/Death (9-30-5-5)		1	3	4	8
	Possession Methamphetamine (35-48-4-6.1)		4	4	6	9
	Possession of Cocaine or Narcotic Drug (35-48-4-6)		-	3	1	14

Rape (35-42-4-1)	-	5	-	10
Robbery (35-42-5-1)	1	37	5	109
Sexual Misconduct with a Minor (35-42-4-9)	-	11	2	30
Stalking (35-45-10-5)	-	-	-	1
Vicarious Sexual Gratification (35-42-4-5)	-	2	-	2
Voluntary Manslaughter (35-42-1-3)	-	1	-	3
B Felony Total	51	334	152	966

Felony Level C Felony	Primary Offense	Secondary Offense	Mar-13		This Calendar Year	
			SEX		SEX	
			F	M	F	M
	Aiding, Inducing or Causing an Offense (35-41-2-4)	Burglary (35-43-2-1)	-	-	-	4
		Child Exploitation (35-42-4-4)	-	1	-	1
		Child Molesting (35-42-4-3)	-	-	-	1
		Robbery (35-42-5-1)	-	1	-	1
	Assisting a Criminal (35-44-3-2)		-	1	-	1
	Attempt to Commit a Felony (35-41-5-1)	Battery (35-42-2-1)	-	-	-	3
		Burglary (35-43-2-1)	-	3	-	7
		Criminal Recklessness (35-42-2-2)	-	-	-	1
		Possession/Use Legend Drug (16-42-19-27)	-	-	-	1
		Robbery (35-42-5-1)	-	1	-	2
		Sexual Misconduct with a Minor (35-42-4-9)	-	-	-	1
	Auto Theft, Receiving Stolen Parts (35-43-4-2.5)		-	3	1	13
	Battery (35-42-2-1)		2	47	13	100
	Burglary (35-43-2-1)		3	61	14	184
	Carrying Handgun w/o License (35-47-2-23)		-	8	-	25
	Child Exploitation (35-42-4-4)		-	-	-	3
	Child Molesting (35-42-4-3)		-	20	-	52
	Child Solicitation (35-42-4-6)		-	4	-	6
	Conspiracy (35-41-5-2)	Dealing Marijuana, Hash Oil, or Hashish (35-48-4-10)	-	1	-	1
		Dealing/Poss. Look-Alike Subs (35-48-4-4.6)	-	1	-	1
		Forgery (35-43-5-2)	-	-	-	1
		Robbery (35-42-5-1)	-	-	1	-
	Controlled Substance Registration (35-48-4-14)		2	-	2	-
	Corrupt Business Influence (35-45-6-2)		2	2	2	4
	Criminal Confinement (35-42-3-3)		-	8	1	17
	Criminal Recklessness (35-42-2-2)		-	6	1	13
	Dangerous Control of a Handgun (35-47-10-6)		-	2	-	2
	Dangerous Possession of a Handgun (35-47-10-5)		-	-	-	1
	Dealing Cocaine or Narcotic Drug (35-48-4-1)		-	1	-	2
	Dealing Marijuana, Hash Oil, or Hashish (35-48-4-10)		-	5	1	11
	Dealing Sched IV Controlled Substance (35-48-4-3)		7	6	9	10
	Dealing/Poss. Look-Alike Subs (35-48-4-4.6)		1	-	1	1
	Disarm/Attempt to Disarm an Officer (35-44.1-3-2)		-	1	-	1
	Escape/Failure to Return (35-44-3-5)		-	8	2	20
	Failure to Register as a Sex Offender (11-8-8-17)		1	6	1	13
	Failure to Stop Accident/Death (9-26-1-8)		1	-	1	-
	Felon in Possession of a Firearm (35-47-4-5)		-	1	-	1
	Firearm w/in One Mile of School (35-47-2-1)		1	6	1	18
	Forgery (35-43-5-2)		19	40	56	110
	Fraud on Financial Institution (35-43-5-8)		2	2	4	9
	Handgun Violation (35-47-2-7)		-	1	-	2
	Incest (35-46-1-3)		-	2	-	3
	Intimidation (35-45-2-1)		1	4	1	11
	Involuntary Manslaughter (35-42-1-4)		-	-	-	1
	Neglect of a Dependent (35-46-1-4)		4	1	10	11
	Non-Support of Dependent Child (35-46-1-5)		3	14	4	28
	Obliterating Handgun I.D. (35-47-2-18)		-	1	-	5
	Obtain Legend Drug by Fraud/Prior Conv (16-42-19-16)		1	-	1	1
	Operating Vehicle Intoxicated/Death (9-30-5-5)		-	-	-	2
	Operating Vehicle Intoxicated/Injury (9-30-5-4)		-	1	2	4
	Operating Vehicle w/Lifetime Suspension (9-30-10-17)		-	32	3	94
	Operating Vehicle-Habitual Violation (9-30-10-16)		-	-	-	2
	Possession - Destruct Device (35-47.5-5-2)		-	-	-	1
	Possession Methamphetamine (35-48-4-6.1)		-	3	1	7
	Possession of Cocaine or Narcotic Drug (35-48-4-6)		2	16	7	41
	Possession of Controlled Substance (35-48-4-7)		2	6	4	14
	Possession of Precursors (35-48-4-14.5)		2	3	5	10
	Prisoner Poss. Dang Device/Material (35-44-3-9.5)		-	-	-	2
	Reckless Homicide (35-42-1-5)		-	4	-	6
	Resisting Law Enforcement (35-44.1-3-1)		-	1	-	1
	Robbery (35-42-5-1)		-	23	2	76
	Sexual Battery (35-42-4-8)		-	-	-	1
	Sexual Misconduct with a Minor (35-42-4-9)		-	8	1	27
	Stalking (35-45-10-5)		-	1	-	3
	Theft, Receiving Stolen Property (35-43-4-2)		2	-	2	2
	Trafficking with an Inmate (35-44-3-9)		1	1	4	3
	Unlawful Medical Practice (35-22.5-8-2)		-	-	-	1
C Felony Total			59	368	158	1001

Felony Level D Felony	Primary Offense	Secondary Offense	Mar-13		This Calendar Year	
			SEX		SEX	
			F	M	F	M
	Accident/Failure to Stop-Serious Inj/Death (9-26-1-8)		-	-	-	1
	Aiding, Inducing or Causing an Offense (35-41-2-4)	Possession of Methamphetamine (35-48-4-6.1)	-	-	-	2
		Residential Entry (35-43-2-1.5)	-	1	-	2
		Theft, Receiving Stolen Property (35-43-4-2)	-	1	-	3
	Arson (35-43-1-1)		1	2	1	4
	Assisting a Criminal (35-44-3-2)		-	-	4	1
	Attempt to Commit a Felony (35-41-5-1)	Auto Theft, Receiving Stolen Parts (35-43-4-2.5)	-	-	-	1
		Battery by Bodily Waste (35-42-2-6)	1	-	1	-
		Controlled Substance Registration (35-48-4-14)	-	1	-	1
		Possession/Use of Legend Drug (16-42-19-13)	-	-	-	1
		Residential Entry (35-43-2-1.5)	-	-	-	1
		Theft, Receiving Stolen Property (35-43-4-2)	1	5	2	11
	Auto Theft, Receiving Stolen Parts (35-43-4-2.5)		1	16	5	48
	Battery (35-42-2-1)		3	22	12	59
	Battery by Bodily Waste (35-42-2-6)		4	5	7	13
	Burglary (35-43-2-1)		-	-	-	1
	Cheating at Gambling (4-33-10-2)		-	2	-	2
	Check Fraud (35-43-5-12)		1	7	7	14
	Child Exploitation (35-42-4-4)		-	-	-	3
	Child Seduction (35-42-4-7)		-	-	-	1
	Child Solicitation (35-42-4-6)		-	2	-	7
	Conspiracy (35-41-5-2)	Auto Theft, Receiving Stolen Parts (35-43-4-2.5)	-	-	-	1
		Dealing Subs. Represent as Cntrl'd Subs. (35-48-4-4.5)	-	-	1	-
		Theft, Receiving Stolen Property (35-43-4-2)	-	-	-	2
	Controlled Substance Registration (35-48-4-14)		1	8	5	14
	Criminal Confinement (35-42-3-3)		-	9	-	28
	Criminal Gang Activity (35-45-9-3)		-	3	-	6
	Criminal Mischief (35-43-1-2)		-	5	-	9
	Criminal Recklessness (35-42-2-2)		2	12	5	37
	Criminal Trespass (35-43-2-2)		1	2	2	8
	Cruelty to Animals (35-46-3-12)		-	-	-	3
	Cultivation of Marijuana (35-48-4-1)		-	1	-	1
	Dealing Marijuana, Hash Oil, or Hashish (35-48-4-10)		-	7	1	18
	Dealing Subs. Represent as Cntrl'd Subs. (35-48-4-4.5)		-	1	-	1
	Dissemination of Matter Harmful to Minor (35-49-3-3)		1	1	1	4
	Domestic Battery (35-42-2-1.3)		-	27	2	78
	Driving While Intoxicated (9-11-2-3)		-	1	1	8
	Driving While Suspended/Oper Veh HTV (9-30-10-16)		4	15	11	69
	Driving While Suspended/Oper Veh HTV (9-30-19-16)		-	-	-	2
	Dump Controlled Substance Waste (38-48-4-4.1)		-	-	1	-
	Fail to Stop Accident w/Injury (9-26-1-1)		-	-	-	1
	Failure to Appear (35-44-3-6)		-	3	1	3
	Failure to Register as a Sex Offender (11-8-8-17)		-	6	-	36
	Failure to Return to Lawful Detention (35-44-3-5)		2	26	15	64
	Forgery, Counterfeit (35-43-5-2)		2	1	2	2
	Fraud (35-43-5-4)		3	8	8	18
	Habitual Offender Substance Abuse (35-50-2-10)		-	2	1	3
	Identity Deception (35-43-5-3.5)		2	3	3	9
	Impersonation of a Public Servant (35-44-2-3)		-	2	-	2
	Interfering w/ Law Enforcement Animal (35-46-3-11)		-	-	-	1
	Intimidation (35-45-2-1)		1	14	2	50
	Invasion of Privacy (35-46-1-15.1)		-	8	2	15
	Maintaining a Common Nuisance (35-48-4-13)		8	16	18	56
	Money Laundering (35-45-15-5)		-	1	-	1
	Moving Body from Scene of Death (36-2-14-17)		-	-	-	1
	Neglect of a Dependent (35-46-1-4)		9	7	18	14
	Non-Support of a Child (35-46-1-5)		1	8	4	15
	Obstruction of Justice (35-44-3-4)		4	-	5	6
	Operating Vehicle Intox-Prior (9-30-5-3)		15	57	52	128
	Operating Vehicle Intoxicated-Contrld Sub (9-30-5-1)		-	4	2	10
	Operating Vehicle Intoxicated-Endanger (9-30-5-2)		2	8	12	40
	Operating Vehicle Intoxicated-Serious Injury (9-30-5-4)		-	8	1	10
	Pointing a Firearm (35-47-4-3)		-	4	-	12
	Poss. of Marijuana, Hash Oil, or Hashish (35-48-4-11)		2	39	9	107
	Possession - Syringe/Needle (16-42-19-18)		2	5	8	15
	Possession of Cocaine or Narcotic Drug (35-48-4-6)		11	18	25	69
	Possession of Controlled Substance (35-48-4-7)		18	38	55	150
	Possession of Methamp Subst Tax (6-7-3-11-B)		-	2	-	2
	Possession of Methamphetamine (35-48-4-6.1)		14	18	33	71
	Possession of Paraphernalia (35-48-4-8.3)		7	7	9	13
	Possession of Precursors (35-48-4-14.5)		5	9	9	30
	Possession/Use of Legend Drug (16-42-19-13)		1	3	4	8
	Prescription Fraud (35-43-5-1)		-	-	-	3
	Prostitution (35-45-4-2)		3	-	12	-
	Public Indecency (35-45-4-1)		-	1	-	5
	Residential Entry (35-43-2-1.5)		2	17	10	53
	Resisting Law Enforcement (35-44-3-3)		3	34	10	107
	Sale of Legend Drug (16-42-19-11)		-	1	-	2
	Sexual Battery (35-42-4-8)		-	8	-	17
	Sexual Conduct in Presence of a Minor (35-42-4-5c)		-	-	-	1
	Sexual Misconduct with a Minor (35-42-4-9)		-	3	-	5

	Stalking (35-45-10-5)	-	2	-	3
	Strangulation (35-42-2-9)	-	18	-	48
	Synthetic ID Deception (35-43-5-3.8)	-	3	-	4
	Theft, Receiving Stolen Property (35-43-4-2)	49	221	204	683
	Unlawful Use of Body Armor (35-47-5-13)	-	-	-	1
	Vicarious Sexual Gratification (35-42-4-5)	-	-	-	4
	Violation-1935 Firearms (35-47-5-4.1)	-	-	-	2
	Voyeurism (35-45-4-5)	-	2	-	5
	Welfare Fraud (35-43-5-7)	-	-	1	-
D Felony Total		187	791	604	2370
				Mar-13	This Calendar Year
				SEX	SEX
Felony Level	Primary Offense			F	M
Habitual Off	Habitual Offender (35-50-2-8)	-	1	-	1
	Habitual Offender Controlled Substance (35-50-2-10)	-	-	-	4
Habitual Off Total		-	1	-	5
				Mar-13	This Calendar Year
				SEX	SEX
				F	M
Grand Total		302	1584	936	4561

Note: Offense data may not be available for all offenders at the time this table was prepared.

Only new commitments and probation violations are reported on this table.
Parole and Community Transition Program violators are excluded on this table.

Source: SAS - admoffenses7.pgm

Indiana Department of Correction
Table 12
Number of New Admissions by Most Serious Offense
Committed to the Indiana Department of Correction

March 2013

Felony Level	Primary Offense	Secondary Offense	Mar-13		This Calendar Year	
			SEX		SEX	
			F	M	F	M
Murder	Murder (35-42-1-1)		2	5	2	17
Murder Total			2	5	2	17

Felony Level	Primary Offense	Secondary Offense	Mar-13		This Calendar Year	
			SEX		SEX	
			F	M	F	M
FA	Aiding, Inducing or Causing an Offense (35-41-2-4)	Child Molesting (35-42-4-3)	-	1	-	1
		Murder (35-42-1-1)	-	-	-	1
	Arson (35-43-1-1)		-	-	-	1
	Attempt to Commit a Felony (35-41-5-1)	Child Molesting (35-42-4-3)	-	-	-	1
		Murder (35-42-1-1)	-	8	1	13
		Robbery (35-42-5-1)	-	-	-	1
	Burglary (35-43-2-1)		-	4	1	8
	Child Molesting (35-42-4-3)		-	12	-	33
	Conspiracy (35-41-5-2)	Murder (35-42-1-1)	-	-	2	-
	Criminal Deviate Conduct (35-42-4-2)		-	2	-	5
	Dealing Cocaine or Narcotic Drug (35-48-4-1)		-	13	4	30
	Dealing Methamphetamine (35-48-4-1.1)		1	4	2	15
	Dealing Sched I, II, or III Cntrl Sub (35-48-4-2)		1	2	4	3
	Fail to Stop Accident w/Injury (9-26-1-1)		-	-	1	-
	Kidnapping (35-42-3-2)		-	1	-	2
	Neglect of a Dependent/Death (35-46-1-4)		-	-	1	1
	Possession of Cocaine or Narcotic Drug (35-48-4-6)		-	-	-	2
	Possession of Methamphetamine (35-48-4-6.1)		-	1	-	1
	Rape (35-42-4-1)		-	1	-	3
	Robbery (35-42-5-1)		-	2	1	3
	Voluntary Manslaughter (35-42-1-3)		-	2	-	4
FA Total			2	53	17	128

Felony Level	Primary Offense	Secondary Offense	Mar-13		This Calendar Year	
			SEX		SEX	
			F	M	F	M
FB	Accident/Failure to Stop-Serious Inj/Death (9-26-1-8)		-	1	-	1
	Aggravated Battery (35-42-2-1.5)		-	1	2	17
	Aiding, Inducing or Causing an Offense (35-41-2-4)	Aggravated Battery (35-42-2-1.5)	-	-	-	1
		Burglary (35-43-2-1)	-	-	2	3
		Child Molesting (35-42-4-3)	1	-	1	-
		Dealing Cocaine or Narcotic Drug (35-48-4-1)	-	1	-	2
		Dealing Methamphetamine (35-48-4-1.1)	-	-	-	1
		Rape (35-42-4-1)	-	1	-	1
		Robbery (35-42-5-1)	-	-	-	2
	Arson (35-43-1-1)		-	3	2	7
	Attempt to Commit a Felony (35-41-5-1)	Child Molesting (35-42-4-3)	-	-	-	1
		Dealing Cocaine or Narcotic Drug (35-48-4-1)	1	-	1	-
		Rape (35-42-4-1)	-	-	-	1
		Robbery (35-42-5-1)	-	1	-	2
	Battery (35-42-2-1)		-	1	-	4
	Burglary (35-43-2-1)		6	49	14	164
	Carjacking (35-42-5-2)		-	3	-	9
	Child Molesting (35-42-4-3)		-	7	3	26
	Conspiracy (35-41-5-2)	Burglary (35-43-2-1)	-	-	1	1
		Dealing Cocaine or Narcotic Drug (35-48-4-1)	-	1	1	4
		Dealing Methamphetamine (35-48-4-1.1)	2	1	4	4
		Dealing Sched I, II, or III Cntrl Sub (35-48-4-2)	-	-	1	-
		Robbery (35-42-5-1)	1	4	1	6
	Criminal Confinement (35-42-3-3)		-	5	-	7
	Criminal Deviate Conduct (35-42-4-2)		1	4	1	10
	Dealing Cocaine or Narcotic Drug (35-48-4-1)		4	49	20	154
	Dealing Methamphetamine (35-48-4-1.1)		12	39	34	90
	Dealing Sched I, II, or III Cntrl Sub (35-48-4-2)		9	23	27	71
	Dealing Sched IV Cntrl Sub (35-48-4-3)		-	1	1	2
	Escape/Failure to Return (35-44-3-5)		-	1	-	1
	Felon in Possession of a Firearm (35-47-4-5)		-	11	-	34
	Incest (35-46-1-3)		-	1	-	2

	Neglect of a Dependent (35-46-1-4)	1	3	3	9
	Operating Vehicle Intoxicated/Death (9-30-5-5)	1	2	3	7
	Possession Methamphetamine (35-48-4-6.1)	4	4	6	8
	Possession of Cocaine or Narcotic Drug (35-48-4-6)	-	3	1	13
	Rape (35-42-4-1)	-	4	-	9
	Robbery (35-42-5-1)	1	28	5	82
	Sexual Misconduct with a Minor (35-42-4-9)	-	9	2	27
	Stalking (35-45-10-5)	-	-	-	1
	Vicarious Sexual Gratification (35-42-4-5)	-	1	-	1
	Voluntary Manslaughter (35-42-1-3)	-	1	-	3
FB Total		44	263	136	788

Felony Level	Primary Offense	Secondary Offense	Mar-13		This Calendar Year	
			SEX		SEX	
			F	M	F	M
FC	Aiding, Inducing or Causing an Offense (35-41-2-4)	Burglary (35-43-2-1)	-	-	-	2
		Child Molesting (35-42-4-3)	-	-	-	1
		Robbery (35-42-5-1)	-	1	-	1
	Assisting a Criminal (35-44-3-2)		-	1	-	1
	Attempt to Commit a Felony (35-41-5-1)	Battery (35-42-2-1)	-	-	-	3
		Burglary (35-43-2-1)	-	2	-	6
		Possession/Use Legend Drug (16-42-19-27)	-	-	-	1
		Robbery (35-42-5-1)	-	1	-	2
		Sexual Misconduct with a Minor (35-42-4-9)	-	-	-	1
	Auto Theft, Receiving Stolen Parts (35-43-4-2.5)		-	3	1	10
	Battery (35-42-2-1)		2	32	12	77
	Burglary (35-43-2-1)		2	43	11	132
	Carrying Handgun w/o License (35-47-2-23)		-	6	-	20
	Child Exploitation (35-42-4-4)		-	-	-	2
	Child Molesting (35-42-4-3)		-	13	-	32
	Child Solicitation (35-42-4-6)		-	2	-	4
	Conspiracy (35-41-5-2)	Dealing Marijuana, Hash Oil, or Hashish (35-48-4-10)	-	1	-	1
		Dealing/Poss. Look-Alike Subs (35-48-4-4.6)	-	1	-	1
		Forgery (35-43-5-2)	-	-	-	1
		Robbery (35-42-5-1)	-	-	1	-
	Controlled Substance Registration (35-48-4-14)		1	-	1	-
	Corrupt Business Influence (35-45-6-2)		2	2	2	4
	Criminal Confinement (35-42-3-3)		-	6	1	12
	Criminal Recklessness (35-42-2-2)		-	3	-	7
	Dangerous Control of a Handgun (35-47-10-6)		-	2	-	2
	Dealing Cocaine or Narcotic Drug (35-48-4-1)		-	-	-	1
	Dealing Marijuana, Hash Oil, or Hashish (35-48-4-10)		-	3	1	9
	Dealing Sched IV Controlled Substance (35-48-4-3)		4	4	6	7
	Dealing/Poss. Look-Alike Subs (35-48-4-4.6)		1	-	1	1
	Disarm/Attempt to Disarm an Officer (35-44.1-3-2)		-	1	-	1
	Escape/Failure to Return (35-44-3-5)		-	4	1	16
	Failure to Register as a Sex Offender (11-8-8-17)		1	5	1	9
	Failure to Stop Accident/Death (9-26-1-8)		1	-	1	-
	Felon in Possession of a Firearm (35-47-4-5)		-	1	-	1
	Firearm w/in One Mile of School (35-47-2-1)		1	6	1	14
	Forgery (35-43-5-2)		15	27	41	70
	Fraud on Financial Institution (35-43-5-8)		2	-	3	4
	Handgun Violation (35-47-2-7)		-	-	-	1
	Incest (35-46-1-3)		-	1	-	1
	Intimidation (35-45-2-1)		1	1	1	6
	Involuntary Manslaughter (35-42-1-4)		-	-	-	1
	Neglect of a Dependent (35-46-1-4)		2	-	6	5
	Non-Support of Dependent Child (35-46-1-5)		3	9	4	22
	Obliterating Handgun I.D. (35-47-2-18)		-	-	-	2
	Obtain Legend Drug by Fraud/Prior Conv (16-42-19-16)		1	-	1	-
	Operating Vehicle Intoxicated/Death (9-30-5-5)		-	-	-	1
	Operating Vehicle Intoxicated/Injury (9-30-5-4)		-	1	2	4
	Operating Vehicle w/Lifetime Suspension (9-30-10-17)		-	24	2	70
	Operating Vehicle-Habitual Violation (9-30-10-16)		-	-	-	2
	Possession Methamphetamine (35-48-4-6.1)		-	3	1	7
	Possession of Cocaine or Narcotic Drug (35-48-4-6)		2	14	7	30
	Possession of Controlled Substance (35-48-4-7)		2	2	4	10
	Possession of Precursors (35-48-4-14.5)		1	3	4	4
	Reckless Homicide (35-42-1-5)		-	4	-	6
	Resisting Law Enforcement (35-44.1-3-1)		-	1	-	1
	Robbery (35-42-5-1)		-	16	2	55
	Sexual Misconduct with a Minor (35-42-4-9)		-	6	1	20
	Stalking (35-45-10-5)		-	1	-	3
	Theft, Receiving Stolen Property (35-43-4-2)		2	-	2	1
	Trafficking with an Inmate (35-44-3-9)		-	1	3	3
FC Total			46	257	125	711

Felony Level	Primary Offense	Secondary Offense	Mar-13		This Calendar Year	
			SEX		SEX	
			F	M	F	M
FD	Aiding, Inducing or Causing an Offense (35-41-2-4)	Possession of Methamphetamine (35-48-4-6.1)	-	-	-	1
		Residential Entry (35-43-2-1.5)	-	-	-	1
		Theft, Receiving Stolen Property (35-43-4-2)	-	1	-	3

Arson (35-43-1-1)	1	-	1	2
Assisting a Criminal (35-44-3-2)	-	-	3	1
Attempt to Commit a Felony (35-41-5-1)	Auto Theft, Receiving Stolen Parts (35-43-4-2.5)	-	-	- 1
	Possession/Use of Legend Drug (16-42-19-13)	-	-	- 1
	Theft, Receiving Stolen Property (35-43-4-2)	-	2	1 6
Auto Theft, Receiving Stolen Parts (35-43-4-2.5)		1	10	5 25
Battery (35-42-2-1)		3	15	7 36
Battery by Bodily Waste (35-42-2-6)		3	4	6 9
Cheating at Gambling (4-33-10-2)		-	2	- 2
Check Fraud (35-43-5-12)		-	5	2 6
Child Exploitation (35-42-4-4)		-	-	- 1
Child Seduction (35-42-4-7)		-	-	- 1
Controlled Substance Registration (35-48-4-14)		1	4	3 7
Criminal Confinement (35-42-3-3)		-	4	- 17
Criminal Gang Activity (35-45-9-3)		-	1	- 2
Criminal Mischief (35-43-1-2)		-	4	- 6
Criminal Recklessness (35-42-2-2)		2	6	4 21
Criminal Trespass (35-43-2-2)		1	2	2 6
Cruelty to Animals (35-46-3-12)		-	-	- 2
Cultivation of Marijuana (35-48-4-1)		-	1	- 1
Dealing Marijuana, Hash Oil, or Hashish (35-48-4-10)		-	4	1 11
Dissemination of Matter Harmful to Minor (35-49-3-3)		1	-	1 2
Domestic Battery (35-42-2-1.3)		-	18	1 55
Driving While Intoxicated (9-11-2-3)		-	-	1 5
Driving While Suspended/Oper Veh HTV (9-30-10-16)		3	11	8 38
Driving While Suspended/Oper Veh HTV (9-30-19-16)		-	-	- 1
Dump Controlled Substance Waste (38-48-4-4.1)		-	-	1 -
Fail to Stop Accident w/Injury (9-26-1-1)		-	-	- 1
Failure to Appear (35-44-3-6)		-	1	- 1
Failure to Register as a Sex Offender (11-8-8-17)		-	5	- 26
Failure to Return to Lawful Detention (35-44-3-5)		1	9	10 22
Forgery, Counterfeit (35-43-5-2)		2	1	2 1
Fraud (35-43-5-4)		2	6	2 12
Habitual Offender Substance Abuse (35-50-2-10)		-	-	- 1
Identity Deception (35-43-5-3.5)		1	2	2 3
Impersonation of a Public Servant (35-44-2-3)		-	2	- 2
Intimidation (35-45-2-1)		1	7	2 25
Invasion of Privacy (35-46-1-15.1)		-	7	- 13
Maintaining a Common Nuisance (35-48-4-13)		6	5	8 22
Neglect of a Dependent (35-46-1-4)		3	5	7 6
Non-Support of a Child (35-46-1-5)		1	8	3 14
Obstruction of Justice (35-44-3-4)		-	-	- 4
Operating Vehicle Intox-Prior (9-30-5-3)		12	38	44 92
Operating Vehicle Intoxicated-Contrld Sub (9-30-5-1)		-	2	- 7
Operating Vehicle Intoxicated-Endanger (9-30-5-2)		2	7	12 33
Operating Vehicle Intoxicated-Serious Injury (9-30-5-4)		-	2	- 3
Pointing a Firearm (35-47-4-3)		-	1	- 4
Poss. of Marijuana, Hash Oil, or Hashish (35-48-4-11)		1	22	4 69
Possession - Syringe/Needle (16-42-19-18)		2	2	4 7
Possession of Cocaine or Narcotic Drug (35-48-4-6)		8	9	16 44
Possession of Controlled Substance (35-48-4-7)		11	26	33 98
Possession of Methamphetamine (35-48-4-6.1)		13	11	27 38
Possession of Paraphernalia (35-48-4-8.3)		3	7	5 11
Possession of Precursors (35-48-4-14.5)		4	5	4 14
Possession/Use of Legend Drug (16-42-19-13)		1	2	2 3
Prescription Fraud (35-43-5-1)		-	-	- 1
Prostitution (35-45-4-2)		1	-	9 -
Public Indecency (35-45-4-1)		-	1	- 4
Residential Entry (35-43-2-1.5)		2	7	9 35
Resisting Law Enforcement (35-44-3-3)		1	13	2 40
Sale of Legend Drug (16-42-19-11)		-	1	- 2
Sexual Battery (35-42-4-8)		-	6	- 13
Sexual Conduct in Presence of a Minor (35-42-4-5c)		-	-	- 1
Sexual Misconduct with a Minor (35-42-4-9)		-	3	- 5
Stalking (35-45-10-5)		-	1	- 2
Strangulation (35-42-2-9)		-	9	- 27
Synthetic ID Deception (35-43-5-3.8)		-	1	- 1
Theft, Receiving Stolen Property (35-43-4-2)		33	139	124 393
Vicarious Sexual Gratification (35-42-4-5)		-	-	- 2
Voyeurism (35-45-4-5)		-	1	- 3
Welfare Fraud (35-43-5-7)		-	-	1 -
FD Total		127	468	379 1375

		This
	Mar-13	Calendar
		Year
	SEX	SEX
	F M	F M
Grand Total	221 1046	659 3019

Note: Offense data may not be available for all offenders at the time this table was prepared.
Only new commitments and probation violations are reported on this table.
Parole and Community Transition Program violators are excluded on this table.
Source: SAS - admoffenses7.pgm

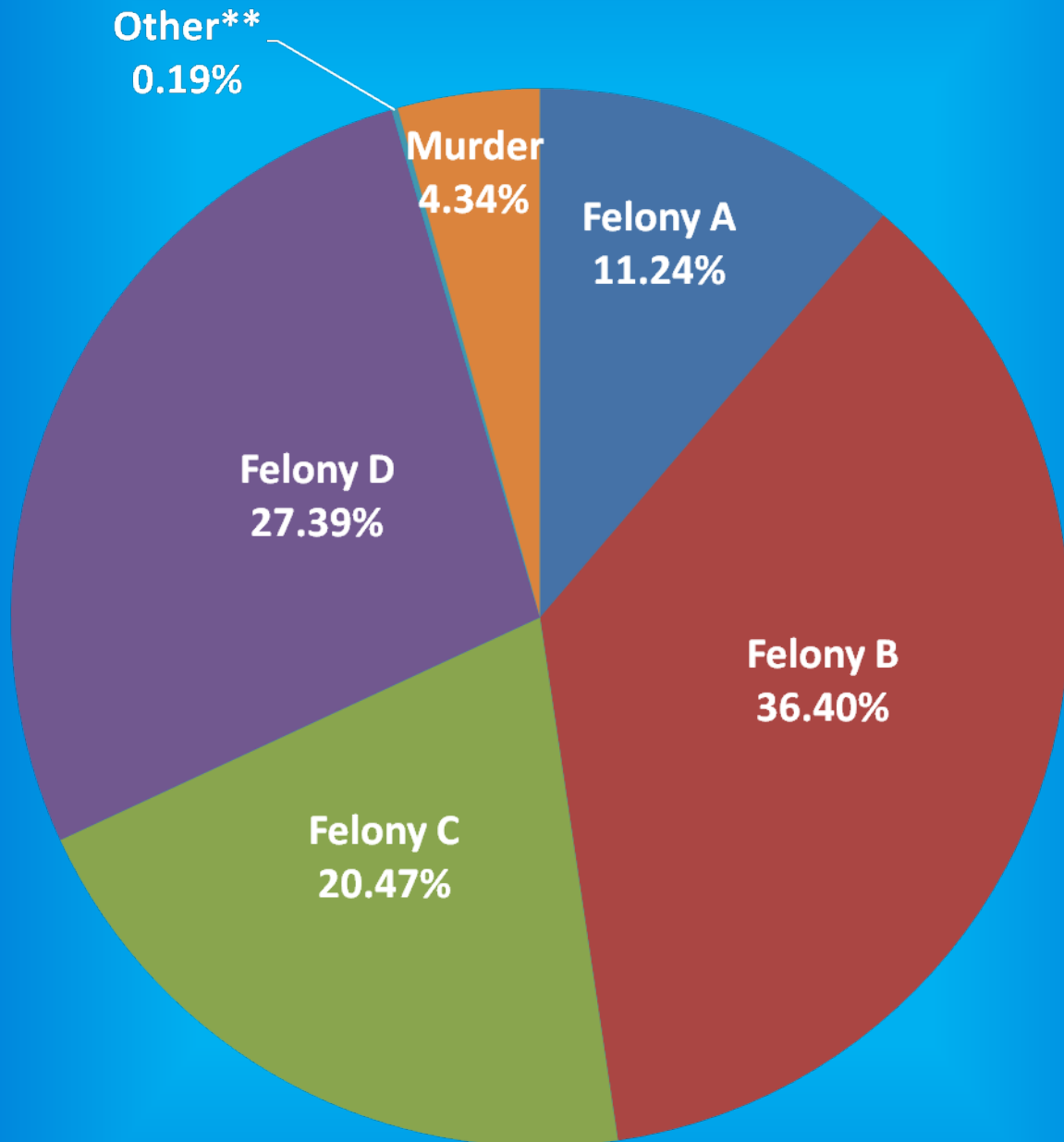
Indiana Department of Correction

Graph A

Female Population by Most Serious Offense Felony Level*

April 1, 2013

N = 2,605



•(Includes Offenders Held in County Jails and Contracted Beds)

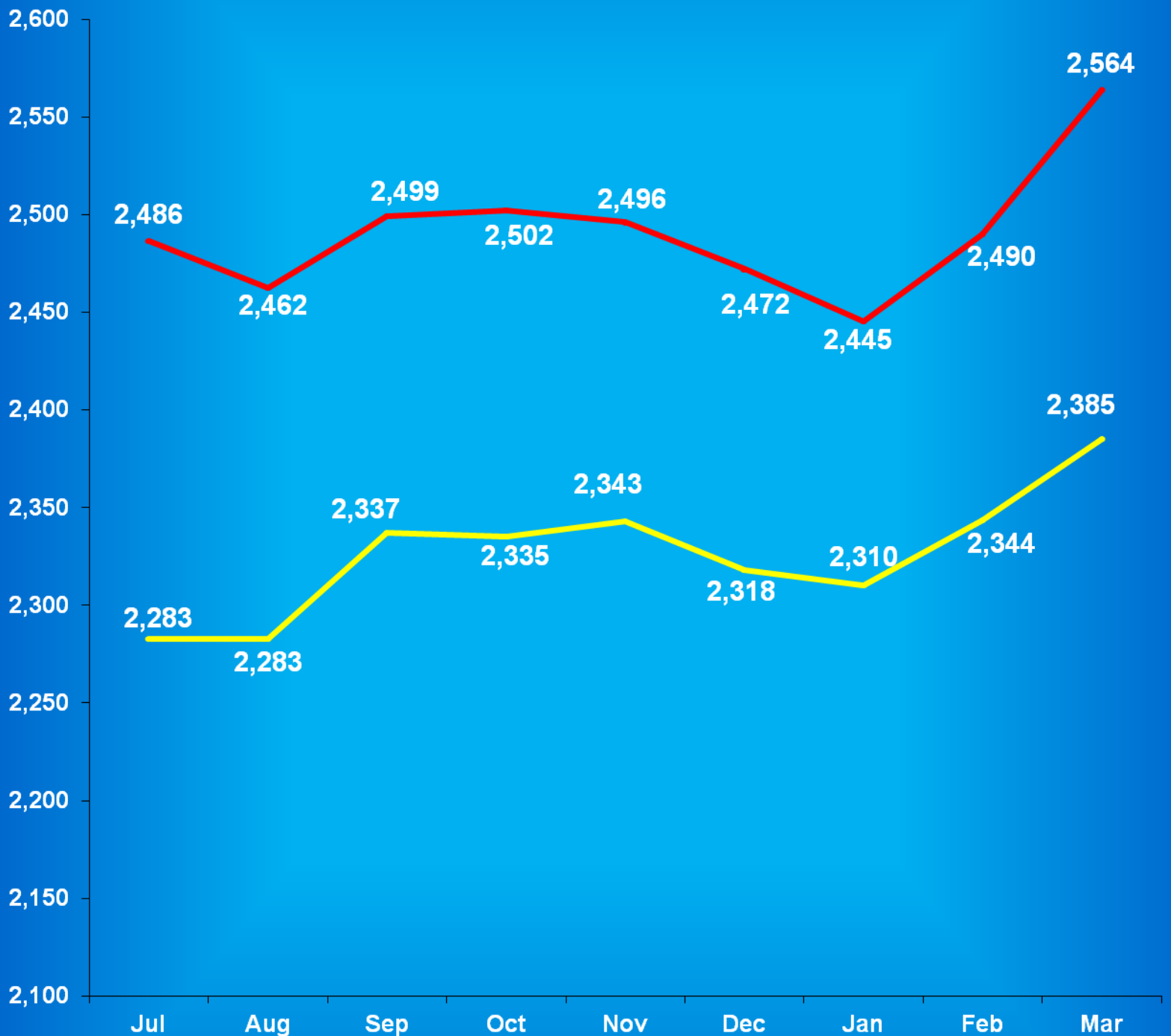
** Other includes Safekeepers, Predispositions, Habitual Offenders, Misdemeanants, and Unknowns

Indiana Department of Correction

Graph B

Average Daily Adult Female Offender Populations

Fiscal Year 2013



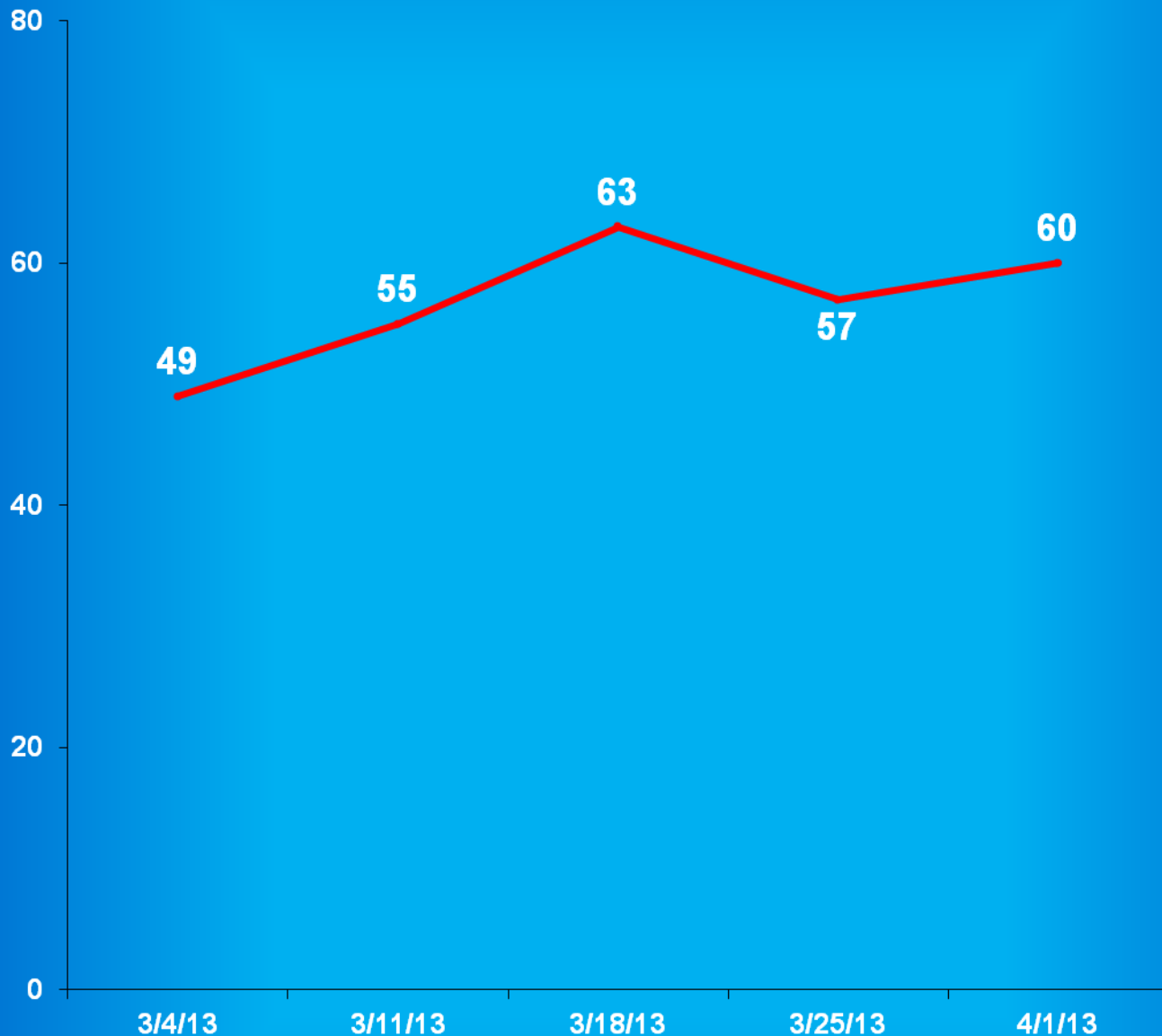
— Includes County Jail/Contract Beds — Excludes County Jail/Contract Beds

Indiana Department of Correction

Graph C

Adult Females Held in County Jails

March 2013



- Offenders held in county jails are newly sentenced offenders with completed court documents who are awaiting transfer to a DOC facility.

- Jail counts are a dynamic number that are affected by a variety of factors, including; sentencing trends, available DOC beds, and intake process completion.

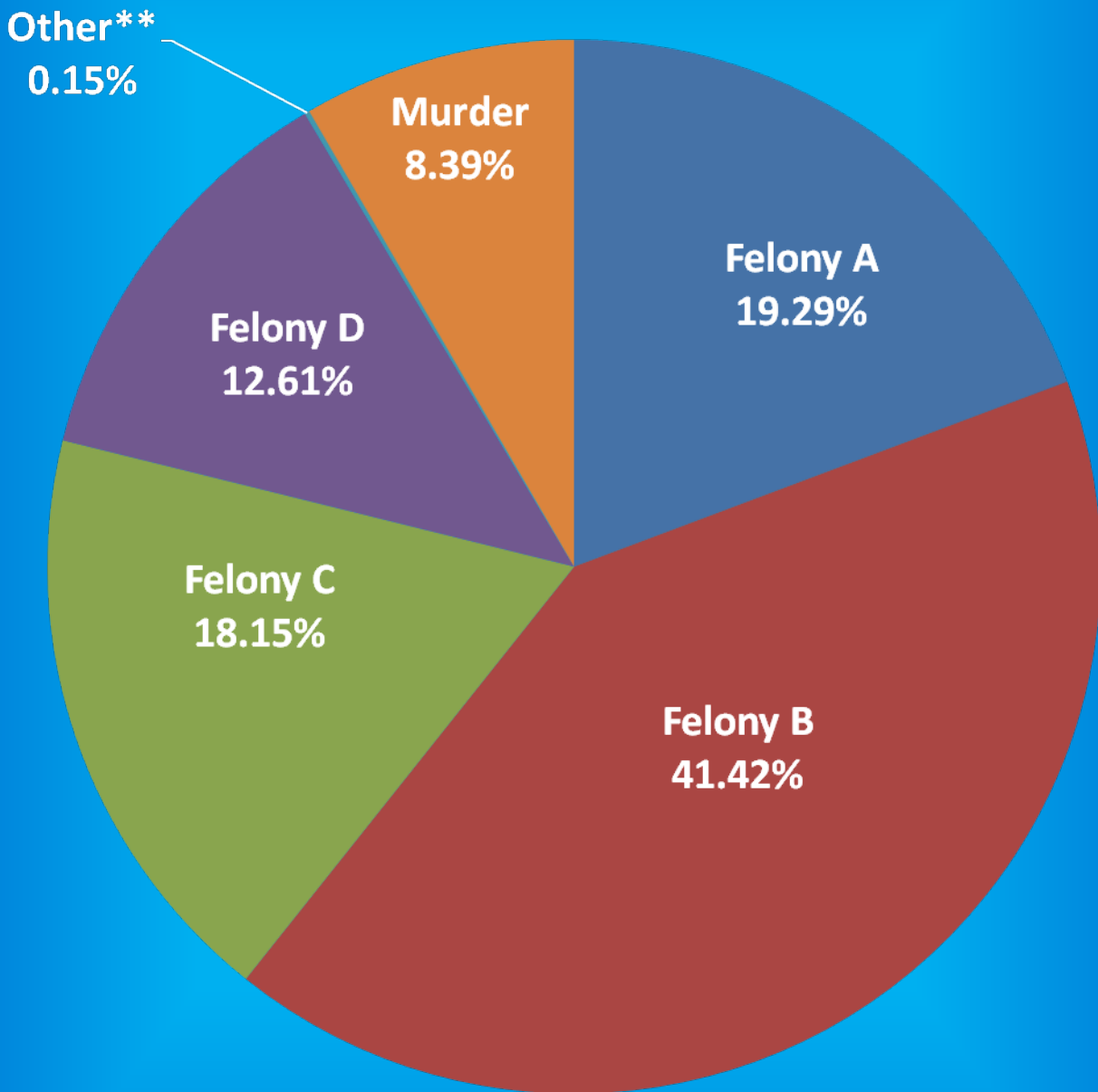
Indiana Department of Correction

Graph D

Male Population by Most Serious Offense Felony Level*

April 1, 2013

N = 25,824



•(Includes Offenders Held in County Jails and Contracted Beds)

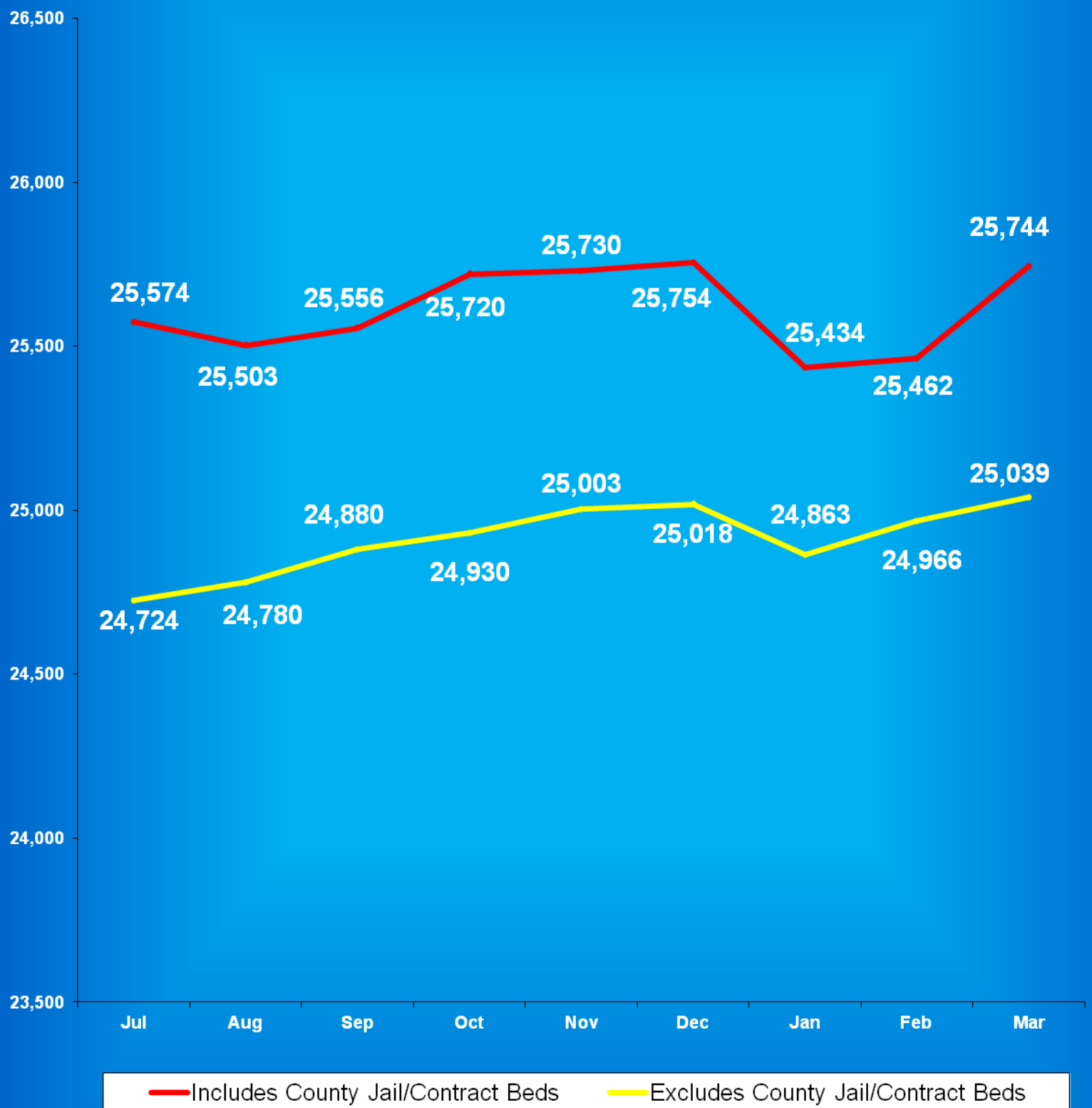
** Other includes Safekeepers, Predispositions, Habitual Offenders, Misdemeanants, and Unknowns

Indiana Department of Correction

Graph E

Average Daily Adult Male Offender Populations

Fiscal Year 2013

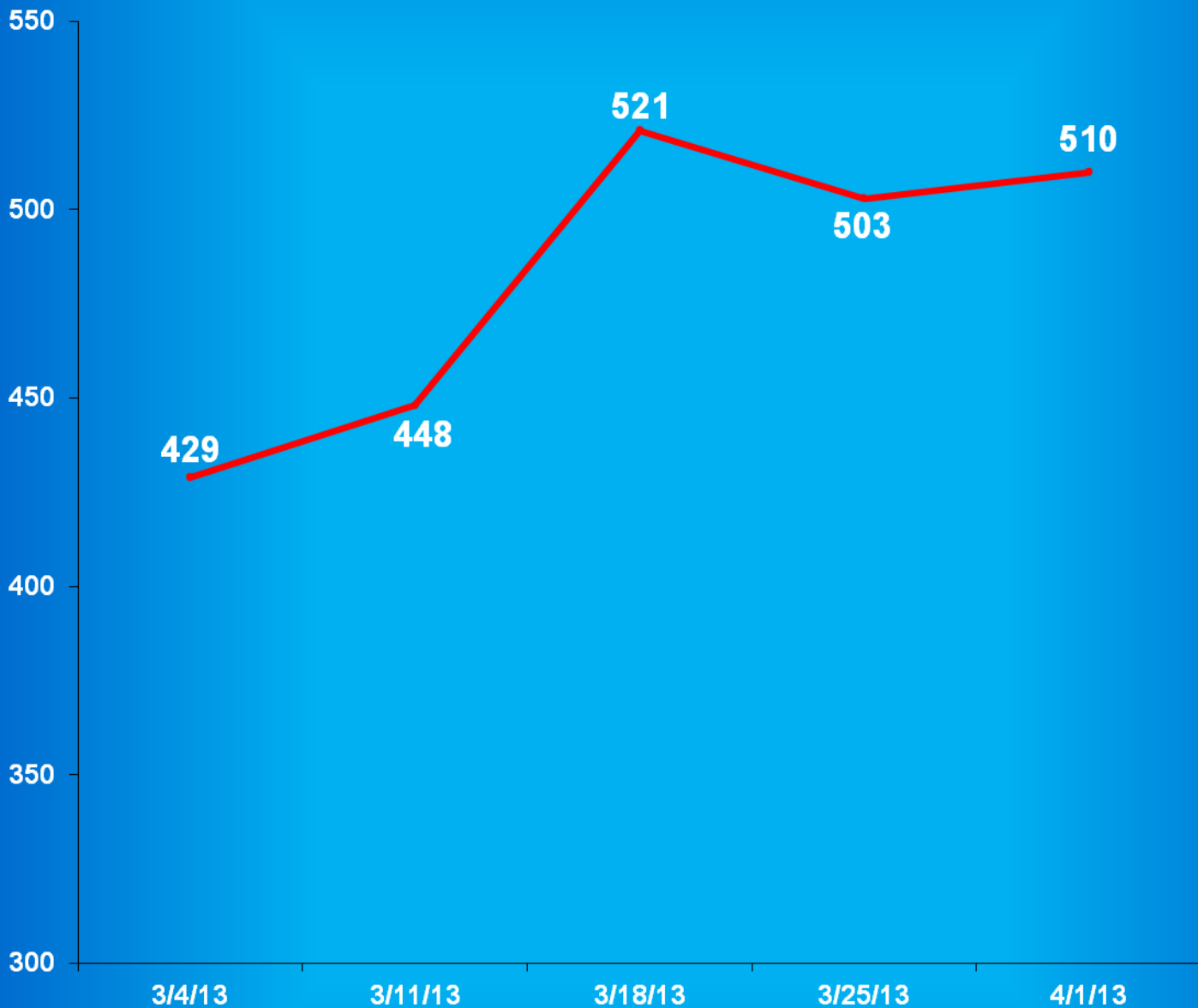


Indiana Department of Correction

Graph F

Adult Males Held in County Jails

March 2013



- Offenders held in county jails are newly sentenced offenders with completed court documents who are awaiting transfer to a DOC facility.

- Jail counts are a dynamic number that are affected by a variety of factors, including; sentencing trends, available DOC beds, and intake process completion.



Juvenile Offender Statistics



Indiana Department Of Correction
Table 13
Monthly Facility Admissions and Releases
Juvenile Offenders
March 2013

Admissions of All Juvenile Males

New Commitment	Re- Commitment	Parolee Technical Return	Return From Escape	Diagnostics/ Walk-Thrus
64	18	2	0	3

Releases of All Juvenile Males

Discharge	Parole	Escape	Diagnostics/ Walk-Thrus
47	15	0	6

Admissions of All Juvenile Females

New Commitment	Re- Commitment	Parolee Technical Return	Return From Escape	Diagnostics/ Walk-Thrus
11	0	0	0	1

Releases of All Juvenile Females

Discharge	Parole	Escape	Diagnostics/ Walk-Thrus
6	2	0	1

Sources:
SAS - mnthadm4.pgm
SAS - mnthext4.pgm

Indiana Department of Correction

Table 14

New Admissions by County of Commitment - Juveniles

March 2013

County	Admission Type			County	Admission Type		
	New Commits	Re Commits	Total		New Commits	Re Commits	Total
Adams	0	0	0	Madison	0	0	0
Allen	6	0	6	Marion	9	2	11
Bartholomew	1	0	1	Marshall	1	0	1
Benton	0	0	0	Martin	0	0	0
Blackford	0	0	0	Miami	1	0	1
Boone	0	0	0	Monroe	0	0	0
Brown	0	0	0	Montgomery	0	0	0
Carroll	0	0	0	Morgan	0	1	1
Cass	1	0	1	Newton	0	0	0
Clark	0	0	0	Noble	1	0	1
Clay	0	0	0	Ohio	0	0	0
Clinton	0	0	0	Orange	0	0	0
Crawford	0	0	0	Owen	0	0	0
Daviess	0	0	0	Parke	0	0	0
Dearborn	1	0	1	Perry	2	0	2
Decatur	0	0	0	Pike	0	0	0
DeKalb	0	0	0	Porter	1	1	2
Delaware	0	1	1	Posey	1	0	1
Dubois	0	0	0	Pulaski	0	0	0
Elkhart	1	3	4	Putnam	0	0	0
Fayette	0	0	0	Randolph	0	0	0
Floyd	0	0	0	Ripley	0	0	0
Fountain	0	0	0	Rush	0	0	0
Franklin	0	0	0	St. Joseph	6	4	10
Fulton	0	0	0	Scott	1	0	1
Gibson	1	0	1	Shelby	2	0	2
Grant	2	0	2	Spencer	0	0	0
Greene	0	1	1	Starke	0	0	0
Hamilton	0	0	0	Steuben	1	0	1
Hancock	1	0	1	Sullivan	1	0	1
Harrison	0	0	0	Switzerland	0	0	0
Hendricks	4	0	4	Tippecanoe	1	0	1
Henry	0	0	0	Tipton	0	0	0
Howard	0	0	0	Union	0	0	0
Huntington	1	0	1	Vanderburgh	0	2	2
Jackson	0	0	0	Vermillion	0	0	0
Jasper	0	0	0	Vigo	1	0	1
Jay	0	0	0	Wabash	2	0	2
Jefferson	0	0	0	Warren	0	0	0
Jennings	0	0	0	Warrick	0	0	0
Johnson	0	0	0	Washington	0	0	0
Knox	0	0	0	Wayne	4	0	4
Kosciusko	1	0	1	Wells	1	0	1
LaGrange	1	0	1	White	0	0	0
Lake	16	3	19	Whitley	0	0	0
LaPorte	2	0	2	Unknown	0	0	0
Lawrence	0	0	0	Total	75	18	93

This data is based on most serious offense and excludes parole violations.

Source: Mnthadm4.pgm

Indiana Department of Correction

Table 15

Monthly Releases by County of Commitment - Juveniles

March 2013

Release Type				Release Type			
County	Discharge	Parole	total	County	Discharge	Parole	total
Adams	1	0	1	Madison	0	0	0
Allen	4	2	6	Marion	9	0	9
Bartholomew	0	1	1	Marshall	0	0	0
Benton	0	0	0	Martin	0	0	0
Blackford	0	0	0	Miami	0	0	0
Boone	1	0	1	Monroe	0	0	0
Brown	0	0	0	Montgomery	1	0	1
Carroll	0	0	0	Morgan	0	0	0
Cass	1	0	1	Newton	0	0	0
Clark	0	0	0	Noble	0	0	0
Clay	0	0	0	Ohio	0	0	0
Clinton	2	0	2	Orange	0	0	0
Crawford	0	0	0	Owen	0	1	1
Daviess	0	0	0	Parke	0	0	0
Dearborn	0	1	1	Perry	0	0	0
Decatur	0	0	0	Pike	0	0	0
DeKalb	0	0	0	Porter	0	2	2
Delaware	1	0	1	Posey	1	0	1
Dubois	0	0	0	Pulaski	0	0	0
Elkhart	5	1	6	Putnam	0	0	0
Fayette	0	0	0	Randolph	0	0	0
Floyd	0	0	0	Ripley	0	0	0
Fountain	0	1	1	Rush	0	0	0
Franklin	0	0	0	St. Joseph	7	1	8
Fulton	0	0	0	Scott	0	0	0
Gibson	0	0	0	Shelby	1	0	1
Grant	0	0	0	Spencer	0	0	0
Greene	0	0	0	Starke	0	0	0
Hamilton	1	2	3	Steuben	0	0	0
Hancock	0	0	0	Sullivan	0	0	0
Harrison	0	0	0	Switzerland	0	0	0
Hendricks	4	1	5	Tippecanoe	2	1	3
Henry	1	0	1	Tipton	0	0	0
Howard	0	0	0	Union	0	0	0
Huntington	0	0	0	Vanderburgh	0	2	2
Jackson	0	0	0	Vermillion	0	0	0
Jasper	0	0	0	Vigo	1	0	1
Jay	0	0	0	Wabash	0	0	0
Jefferson	0	0	0	Warren	0	0	0
Jennings	0	0	0	Warrick	0	0	0
Johnson	3	0	3	Washington	0	0	0
Knox	0	0	0	Wayne	0	0	0
Kosciusko	1	0	1	Wells	3	1	4
LaGrange	0	0	0	White	1	0	1
Lake	2	0	2	Whitley	0	0	0
LaPorte	0	0	0	Unknown	0	0	0
Lawrence	0	0	0	Total	53	17	70

Some discharges may be releases to County Probation - data is unable to be separated.

Diagnostics and Escapes are NOT included.

Source: Mnthext4.pgm

Indiana Department of Correction
Table 16
Total Number of Committing Offenses for Juveniles
Committed to the Indiana Department of Correction

March 2013

OFFENSE (Citation Code)	THE NUMBER OF OFFENSES			
	This Month		This Calendar Year	
LEVEL I	Female	Male	Female	Male
Aggravated Battery (35-42-2-1.5)	0	0	0	0
Arson (35-43-1-1)	0	0	0	0
Battery (35-42-2-1)	0	2	2	3
Battery by Bodily Waste (35-42-2-6)	0	0	1	0
Burglary (35-43-2-1)	0	0	0	0
Carjacking (35-42-5-2)	0	0	0	0
Carrying Handgun w/o License (35-47-2-1)	0	2	0	10
Changing, Altering, Removing, Obliterating ID of Handgun (35-47-2-18)	0	0	0	0
Child Exploitation (35-42-4-4)	0	0	0	0
Child in Possession of Handgun (35-47-10-5)	0	3	0	8
Child Molesting (35-42-4-3)	0	2	0	7
Child Seduction (35-42-4-7)	0	0	0	0
Child Selling (35-46-1-4)	0	0	0	0
Child Solicitation (35-42-4-6)	0	0	0	0
Consumer Product Tampering (35-45-8-3)	0	0	0	0
Criminal Confinement (35-42-3-3)	0	0	0	0
Criminal Gang Intimidation (35-45-9-4)	0	0	0	0
Criminal Deviate Conduct (35-42-4-2)	0	0	0	1
Criminal Recklessness (35-42-2-2)	0	1	1	3
Dealing in a Sawed-Off Shotgun (35-47-5-4.1)	0	0	0	0
Distribution of a Destructive Device (IC 35-47.5-5-5)	0	0	0	0
Domestic Battery (35-42-2-1.3)	0	0	0	0
Driving While Intoxicated Resulting in Death (9-30-5-5)	0	0	0	0
False, Altering Handgun License (35-47-2-22)	0	0	0	0
False Application for Handgun (35-47-2-8)	0	0	0	0
Feticide (35-42-1-6)	0	0	0	0
Handgun, False ID (35-47-2-17)	0	0	0	0
Incest (35-46-1-3)	0	0	0	0
Interference with Custody (35-42-3-4)	0	0	0	0
Intimidation (35-45-2-1)	0	1	0	2
Involuntary Manslaughter (35-42-1-4)	0	0	0	0
Kidnapping (35-42-3-2)	0	0	0	0
Murder (35-42-1-1)	0	0	0	0
Neglect of a Dependent (35-46-1-4)	0	0	1	0
Operation of a Machine Gun/Hurling a Bomb (35-47-5-9)	0	0	0	0
Overpass Mischief (35-42-2-5)	0	0	0	0
Pointing a Firearm (35-47-4-3)	0	0	0	0
Possession of Firearm on School Property (35-47-9-2)	0	0	0	0
Possession of a Machine Gun or Bomb (35-47-5-9)	0	0	0	0
Rape (35-42-4-1)	0	0	0	0
Reckless Homicide (35-42-1-5)	0	0	0	1
Resisting Law Enforcement (35-44-3-3)	0	0	0	0
Robbery (35-42-5-1)	0	6	0	14

LEVEL I (Cont.)

	THE NUMBER OF OFFENSES			
	This Month		This Calendar Year	
	<u>Female</u>	<u>Male</u>	<u>Female</u>	<u>Male</u>
Sell, Manufacture, Possess, Purchase Explosive (35-47-5-1)	0	0	0	0
Sell, Transfer, HIV Blood (35-42-1-7)	0	0	0	0
Selling, Transferring, Giving Handgun to Under 18 (35-47-2-7)	0	0	0	0
Sexual Battery (35-42-4-8)	0	1	0	4
Sexual Misconduct (35-44-1-5)	0	0	0	0
Sexual Misconduct with a Minor (35-42-4-9)	0	0	0	0
Stalking (35-45-10-5)	0	0	0	0
Strangulation (35-42-2-9)	0	0	0	0
Unlawful Delivery of Confiscated Firearm (35-47-3-4)	0	0	0	0
Unlawful Use of Body Armor (35-47-5-13)	0	0	0	0
Unlawful Use of Stun Gun (35-47-8-5)	0	0	0	0
Vicarious Sexual Gratification (35-42-4-5)	0	0	0	0
Voluntary Manslaughter (35-42-1-3)	0	0	0	0
Sub-Total	0	18	5	53

LEVEL II

Assisting a Criminal (35-44-3-2)	0	0	0	1
Chinese Throwing Star (35-47-5-12)	0	0	0	0
Criminal Gang Activity (35-45-9-3)	0	1	0	1
Criminal Recklessness (35-42-2-2)	0	0	0	0
Dealing Anabolic Steroid (16-42-19-27)	0	0	0	0
Dealing in a Schedule I, II, or III Controlled Substance (35-48-4-2)	0	0	0	3
Dealing in a Schedule IV Controlled Substance (35-48-4-3)	0	0	0	0
Dealing in a Schedule V Controlled Substance (35-48-4-4)	0	0	0	0
Dealing in a Substance Represented to be a Controlled Substance (35-48-4-4.5)	0	0	0	1
Dealing in Cocaine or Narcotic Drug (35-48-4-1)	0	0	0	0
Dealing in Marijuana, Hash Oil, or Hashish (35-48-4-10)	0	0	0	0
Dealing Methamphetamine (35-48-4-1.1)	1	0	1	0
Delivery of Weapon to Intoxicated Person (35-47-4-1)	0	0	0	0
Escape (35-44-3-5)	0	0	0	0
Escape/Failure to Return to Lawful Detention (35-44-3-5)	1	0	1	1
Interference with Custody (35-42-3-4)	0	0	0	0
Intimidation (35-45-2-1)	0	4	0	10
Knife with Automatic Blade (35-47-5-2)	0	0	0	1
Loan Sharking (35-45-7-2)	0	0	0	0
Maintaining a Common Nuisance (35-48-4-13)	0	0	0	0
Manufacture, Distribution, Possession of a Substance Represented to be a Controlled Substance (35-48-4-4.6)	0	0	0	0
Neglect of a Dependent (35-46-1-4)	0	0	0	0
Possession of a Controlled Substance (35-48-4-7)	0	5	0	11
Possession of a Knife on School Property (35-47-5-2.5)	0	1	0	4
Poss precursors w/intent to manufacture etc. (35-48-4-14.5)	0	0	0	0
Promoting Prostitution (35-45-4-4)	0	0	0	0
Purchase, Possession or Sale of Stun Gun (35-47-8-5)	0	0	0	0
Resisting Law Enforcement (35-44-3-3)	1	2	1	3
Rioting with a Deadly Weapon (35-45-1-2)	0	0	0	0
Sale, Possession, Use of Legend Drug (16-42-19-27)	0	0	0	0
Sexual Misconduct with a Minor (35-42-4-9)	0	0	0	0
Stalking (35-45-10-5)	0	0	0	0
Trafficking with an Inmate (35-44-3-9)	0	0	0	0
Use of Stun Gun in Commission of a Crime (35-47-8-5)	0	0	0	0
Sub-Total	3	13	3	36

LEVEL III	THE NUMBER OF OFFENSES			
	This Month		This Calendar Year	
	Female	Male	Female	Male
Accident/Failure to Stop (9-26-1-8)	0	0	0	0
Accident, Property Damage with Injury (9-26-1-8)	0	0	0	1
Altering or Damaging Computer (35-43-1-4)	0	0	0	0
Auto Theft, Receiving Stolen Parts (35-43-4-2.5)	1	3	2	10
Battery (35-42-2-1)	4	11	14	31
Bribery (35-44-1-1)	0	0	0	0
Burglary (35-43-2-1)	0	11	0	29
Check Deception (35-43-5-5)	0	0	0	0
Check Fraud (35-43-5-12)	0	0	0	0
Child Exploitation (35-42-4-4)	0	0	0	0
Controlled Substance Registration (35-48-4-14)	0	0	0	0
Conversion (35-43-4-3)	3	6	5	10
Criminal Mischief (35-43-1-2)	1	7	3	19
Criminal Recklessness (35-42-2-2)	0	1	0	2
Criminal Trespass (35-43-2-2)	0	5	1	12
Dealing in Altered Property (35-43-4-2.3)	0	0	0	0
Dealing in Marijuana, Hash Oil, or Hashish (35-48-4-10)	0	0	0	0
Dealing in Paraphernalia (35-48-4-8.5)	0	0	0	0
Distribution of Material Harmful to Minor (35-49-3-3)	0	0	0	0
Escape/Failure to Return to Lawful Detention (35-44-3-5)	0	4	1	9
Failure to Appear (35-44-3-6)	0	0	0	0
False Reporting (35-44-2-2)	0	0	0	0
Forgery (35-43-5-2)	0	0	0	0
Fraud (35-43-5-4)	0	0	0	0
Fraud on Financial Institution (35-45-5-8)	0	0	0	0
Home Improvement Fraud (35-43-6-13)	0	0	0	0
Identity Deception (35-43-5-3.5)	0	0	0	0
Interference with Custody (35-42-3-4)	0	0	0	0
Interference with Reporting Crime (35-42-2-5)	0	0	0	0
Invasion of Privacy (35-46-1-15.1)	0	0	0	1
Manufacture of Paraphernalia (35-48-4-8.1)	0	0	0	0
Nonsupport of Child (35-46-1-5)	0	0	0	0
Nonsupport of Spouse (35-46-1-6)	0	0	0	0
Obscene Performance (35-49-3-1)	0	0	0	0
Obstructing Fireman (35-44-3-8)	0	0	0	0
Obstructing Traffic (35-42-2-4)	0	0	0	0
Obstruction of Justice (35-44-3-4)	0	0	0	0
Operating Vehicle After Lifetime Forfeiture (9-30-10-17)	0	0	0	0
Operating Vehicle While Intoxicated (9-30-5-4)	0	0	0	0
Operating Vehicle While Intoxicated with Prior (9-30-5-3)	0	0	0	0

LEVEL III (Cont.)**THE NUMBER OF OFFENSES**

	This Month		This Calendar Year	
	<u>Female</u>	<u>Male</u>	<u>Female</u>	<u>Male</u>
Patronizing a Prostitute (35-45-4-3)	0	0	0	0
Perjury (35-44-2-1)	0	0	0	0
Possession of Cocaine or Narcotic Drug (35-48-4-6)	0	0	0	0
Possession/Use of Legend Drug (16-42-19-13)	0	0	0	1
Possession of Marijuana, Hash Oil, or Hashish (35-48-4-11)	0	1	0	1
Possession of Methamphetamines (35-48-4-6.1)	1	0	1	0
Possession of Paraphernalia (35-48-4-8.3)	0	0	0	1
Possession of a Syringe (16-42-19-18)	0	0	0	1
Professional Gambling (35-45-5-3)	0	0	0	0
Profiting from Adoption (35-46-1-9)	0	0	0	0
Promoting Professional Gambling (35-45-5-4)	0	0	0	0
Promoting Prostitution (35-45-4-4)	0	0	0	0
Prostitution (35-45-4-2)	0	0	0	0
Public Indecency (35-45-4-1)	0	0	0	0
Public Nudity (35-45-4-1.5)	0	0	0	0
Receiving Stolen Auto Parts (35-43-4-2.5)	0	1	0	3
Receiving Stolen Property (35-43-4-2)	1	4	2	12
Residential Entry (35-43-2-1.5)	0	7	0	9
Resisting Law Enforcement (35-44-3-3)	1	6	4	20
Rioting (35-45-1-2)	0	0	0	0
Sale, Possession, Use of Legend Drug (16-42-19-27)	0	0	0	0
Selling, Distributing, Exhibiting Obscene Material (35-49-3-1)	0	0	0	0
Stalking (35-45-10-5)	0	0	0	0
Theft (35-43-4-2)	0	22	9	57
Torture or Mutilation of Animal (35-46-3-12)	0	0	0	0
Trafficking with an Inmate (35-44-3-9)	0	0	0	0
Unauthorized Possession of Prescription Form (35-48-4-14)	0	0	0	0
Voyeurism (35-45-4-5)	0	0	0	0
Welfare Fraud (35-43-5-7)	0	0	0	0
Sub-Total	12	89	42	229

LEVEL IV

Absence From Home Detention (35-38-2.5-10)	0	0	0	0
Accident/Failure to Stop (9-26-1-8)	0	0	0	0
Animal Cruelty (35-46-3-12)	0	0	0	0
Assisting a Criminal (35-44-3-2)	0	0	0	0
Check Deception (35-43-5-5)	0	0	0	0
Common Nuisance (35-48-4-13)	0	0	0	2
Computer Trespassing (35-43-2-3)	0	0	0	0
Counterfeiting a Driver's License (9-24-18-7)	0	0	0	0
Counterfeiting Auto Registration (9-18-2-42)	0	0	0	0
Curfew Violation (31-37-2-5)	0	1	0	4
Deception (35-43-5-3)	0	0	0	0
Deer w/ Illegal Device (14-22-6-1)	0	2	0	2
Deer Outside Hours (14-22-6-1)	0	1	0	1
Disorderly Conduct (35-45-1-3)	2	7	5	13
Dissemination of Material Harmful to Minor (35-49-3-3)	0	0	0	0
Driving While Intoxicated (9-11-2-3)	0	0	0	0
Driving with Suspended License (9-24-19-2)	0	0	0	0
Exploitation of Dependent/Endangered Adult (35-46-1-12)	0	0	0	0
Failure to Appear (35-44-3-6)	0	0	0	0
Failure to Disclose Recruitment (35-46-4-4)	0	0	0	0
Failure to Respond to Summons (35-44-3-6.5)	0	0	0	0
False Auto Registration (9-18-2-44)	0	0	0	0
False Informing (35-44-2-2)	0	0	1	4
Flag Desecration (35-45-1-4)	0	0	0	0

LEVEL IV (Cont.)**THE NUMBER OF OFFENSES**

	This Month		This Calendar Year	
	<u>Female</u>	<u>Male</u>	<u>Female</u>	<u>Male</u>
Glue Sniffing (35-46-6-2)	0	0	0	0
Habitual Disobedience of Parent, Guardian, or Custodian (Incorrigible) (31-37-2-4)	0	1	1	2
Harassment (35-45-2-2)	0	0	0	1
Home Improvement Fraud (35-43-6-12)	0	0	0	0
Illegal Consumption of Alcohol (7.1-5-7-7)	0	2	1	4
Illegal Possession of Alcohol (7.1-5-7-7)	0	1	0	3
Impairment of ID Number (35-43-7-4)	0	0	0	0
Interference with Custody (35-42-3-4)	0	0	0	0
Interfering with Law Enforcement Animal (35-46-3-11)	0	0	0	0
Invasion of Privacy (35-46-1-15.1)	0	0	0	0
Leaving Home w/o Permission of Parent, Guardian or Custodian (Runaway) (31-37-2-2)	4	1	11	13
Nitrous Oxide Distribution (35-46-6-3)	0	0	0	0
Obscene Performance (35-49-3-1)	0	0	0	0
Obstructing Medical Emergency (35-44-3-8.5)	0	0	0	0
Obstructing Traffic (35-42-2-4)	0	0	0	0
Operating Vehicle While Intoxicated (9-30-5-2)	0	0	0	0
Operating Vehicle While Intoxicated/Cntrl'd Sub (9-30-5-1)	0	0	0	0
Operating Vehicle w/o License (9-24-18-1)	1	2	1	5
Operating Vehicle w/o Proof of Financial (9-25-8-2)	0	0	0	0
Operating Vehicle w/o Registration/Plates (9-18-2-43)	0	0	0	0
Possession of Marijuana, Hash Oil, or Hashish (35-48-4-11)	1	8	2	23
Possession of Paraphernalia (35-48-4-8.3)	1	2	2	10
Possession of Substance Represented to be a Controlled Substance (35-48-4-4.6)	0	0	0	0
Possession, Purchase, Accepting Tobacco (35-46-1-10.5)	0	0	1	0
Probation Violation	1	59	3	132
Public Intoxication (7.1-5-1-3)	0	1	1	3
Receiving Unidentified Property (35-43-7-5)	0	0	0	0
Reckless Driving (9-21-8-52)	0	0	0	1
Refusal to Aid Officer (35-44-3-7)	0	0	0	0
Refusal to Identify Self (34-28-5-3.5)	0	0	0	0
Selling, Distributing, Exhibiting Obscene Material (35-49-3-1)	0	0	0	0
Taking Deer/Turkey (14-22-6-1)	0	1	0	1
Tattooing a Minor (35-42-2-7)	0	0	0	0
Torture, Kill, Mutilate an Animal (35-46-3-12)	0	0	0	0
Unauthorized Possession of Prescription (35-48-4-14)	0	0	0	0
Unlawful Entry of Motor Vehicle (35-43-4-2.7)	0	2	0	4
Unlawful Gambling (35-45-5-2)	0	0	0	0
Unlawful Use of Railroad Right of Way (8-3-15-3)	0	0	0	0
Vending Machine Vandalism (35-43-4-7)	0	0	0	0
Violation of Compulsory School Attendance Law (Truancy) (31-37-2-3)	0	6	2	8
Violation Home Detention	0	1	0	1
Violation Suspended Commitment to DOC	0	6	0	7
Voyeurism (35-45-4-5)	0	0	0	0
Welfare Fraud (35-45-5-7)	0	0	0	0
Sub-Total	10	104	31	244
GRAND TOTAL NUMBER OF OFFENSES	25	224	81	562

Source: SAS - mnthadm4_by_offense.pgm

Indiana Department of Correction
Table 17
Number of Juvenile Offenders by Most Serious Offense
Committed to the Indiana Department of Correction

March 2013

MOST SERIOUS OFFENSE (Citation Code)	THE NUMBER OF JUVENILES			
	This Month		This Calendar Year	
LEVEL I	<u>Female</u>	<u>Male</u>	<u>Female</u>	<u>Male</u>
Aggravated Battery (35-42-2-1.5)	0	0	0	0
Arson (35-43-1-1)	0	0	0	0
Battery (35-42-2-1)	0	2	1	2
Battery by Bodily Waste (35-42-2-6)	0	0	1	0
Burglary (35-43-2-1)	0	0	0	0
Carjacking (35-42-5-2)	0	0	0	0
Carrying Handgun w/o License (35-47-2-1)	0	0	0	7
Changing, Altering, Removing, Obliterating ID of Handgun (35-47-2-18)	0	0	0	0
Child Exploitation (35-42-4-4)	0	0	0	1
Child in Possession of Handgun (35-47-10-5)	0	3	0	4
Child Molesting (35-42-4-3)	0	2	0	5
Child Seduction (35-42-4-7)	0	0	0	0
Child Selling (35-46-1-4)	0	0	0	0
Child Solicitation (35-42-4-6)	0	0	0	0
Consumer Product Tampering (35-45-8-3)	0	0	0	0
Criminal Confinement (35-42-3-3)	0	0	0	0
Criminal Gang Intimidation (35-45-9-4)	0	0	0	0
Criminal Deviate Conduct (35-42-4-2)	0	0	0	1
Criminal Recklessness (35-42-2-2)	0	1	1	3
Dealing in a Sawed-Off Shotgun (35-47-5-4.1)	0	0	0	0
Distribution of a Destructive Device (IC 35-47.5-5-5)	0	0	0	0
Domestic Battery (35-42-2-1.3)	0	0	0	0
Driving While Intoxicated Resulting in Death (9-30-5-5)	0	0	0	0
False, Altering Handgun License (35-47-2-22)	0	0	0	0
False Application for Handgun (35-47-2-8)	0	0	0	0
Feticide (35-42-1-6)	0	0	0	0
Handgun, False Information (35-47-2-17)	0	0	0	0
Incest (35-46-1-3)	0	0	0	0
Interference with Custody (35-42-3-4)	0	0	0	0
Intimidation (35-45-2-1)	0	1	0	2
Involuntary Manslaughter (35-42-1-4)	0	0	0	0
Kidnapping (35-42-3-2)	0	0	0	0
Murder (35-42-1-1)	0	0	0	0
Neglect of a Dependent (35-46-1-4)	0	0	1	0
Operation of a Machine Gun/Hurling a Bomb (35-47-5-9)	0	0	0	0
Overpass Mischief (35-42-2-5)	0	0	0	0
Pointing a Firearm (35-47-4-3)	0	0	0	0
Possession of Firearm on School Property (35-47-9-2)	0	0	0	0
Possession of a Machine Gun or Bomb (35-47-5-9)	0	0	0	0
Rape (35-42-4-1)	0	0	0	0
Reckless Homicide (35-42-1-5)	0	0	0	1
Resisting Law Enforcement (35-44-3-3)	0	0	0	0
Robbery (35-42-5-1)	0	6	0	14

LEVEL I (Cont.)**THE NUMBER OF JUVENILES**

	This Month		This Calendar Year	
	<u>Female</u>	<u>Male</u>	<u>Female</u>	<u>Male</u>
Sell, Manufacture, Possess, Purchase Explosive (35-47-5-1)	0	0	0	0
Sell, Transfer, HIV Blood (35-42-1-7)	0	0	0	0
Selling, Transferring, Giving Handgun to Under 18 (35-47-2-7)	0	0	0	0
Sexual Battery (35-42-4-8)	0	1	0	4
Sexual Misconduct (35-44-1-5)	0	0	0	0
Sexual Misconduct with a Minor (35-42-4-9)	0	0	0	0
Stalking (35-45-10-5)	0	0	0	0
Strangulation (35-42-2-9)	0	0	0	0
Unlawful Delivery of Confiscated Firearm (35-47-3-4)	0	0	0	0
Unlawful Use of Body Armor (35-47-5-13)	0	0	0	0
Unlawful Use of Stun Gun (35-47-8-5)	0	0	0	0
Vicarious Sexual Gratification (35-42-4-5)	0	0	0	0
Voluntary Manslaughter (35-42-1-3)	<u>0</u>	<u>0</u>	<u>0</u>	<u>0</u>
Sub-Total	0	16	4	44

LEVEL II

Assisting a Criminal (35-44-3-2)	0	0	0	1
Chinese Throwing Star (35-47-5-12)	0	0	0	0
Criminal Gang Activity (35-45-9-3)	0	1	0	1
Criminal Recklessness (35-42-2-2)	0	0	0	0
Dealing Anabolic Steroid (16-42-19-27)	0	0	0	0
Dealing in a Schedule I, II, or III Controlled Substance (35-48-4-2)	0	0	0	3
Dealing in a Schedule IV Controlled Substance (35-48-4-3)	0	0	0	0
Dealing in a Schedule V Controlled Substance (35-48-4-4)	0	0	0	0
Dealing in a Substance Represented to be a Controlled Substance (35-48-4-4.5)	0	0	0	1
Dealing in Cocaine or Narcotic Drug (35-48-4-1)	0	0	0	0
Dealing in Marijuana, Hash Oil, or Hashish (35-48-4-10)	0	0	0	0
Dealing Methamphetamine (35-48-4-1.1)	1	0	1	0
Delivery of Weapon to Intoxicated Person (35-47-4-1)	0	0	0	0
Escape (35-44-3-5)	0	0	0	0
Escape/Failure to Return to Lawful Detention (35-44-3-5)	1	0	1	1
Interference with Custody (35-42-3-4)	0	0	0	0
Intimidation (35-45-2-1)	0	4	0	8
Knife with Automatic Blade (35-47-5-2)	0	0	0	1
Loan Sharking (35-45-7-2)	0	0	0	0
Maintaining a Common Nuisance (35-48-4-13)	0	0	0	0
Manufacture, Distribution, Possession of a Substance Represented to be a Controlled Substance (35-48-4-4.6)	0	0	0	0
Neglect of a Dependent (35-46-1-4)	0	0	0	0
Possession of a Controlled Substance (35-48-4-7)	0	5	0	10
Possession of a Knife on School Property (35-47-5-2.5)	0	0	0	2
Poss precursors w/intent to manufacture etc. (35-48-4-14.5)	0	0	0	0
Promoting Prostitution (35-45-4-4)	0	0	0	0
Purchase, Possession or Sale of Stun Gun (35-47-8-5)	0	0	0	0
Resisting Law Enforcement (35-44-3-3)	0	2	0	3
Rioting with a Deadly Weapon (35-45-1-2)	0	0	0	0
Sale, Possession, Use of Legend Drug (16-42-19-27)	0	0	0	0
Sexual Misconduct with a Minor (35-42-4-9)	0	0	0	0
Stalking (35-45-10-5)	0	0	0	0
Trafficking with an Inmate (35-44-3-9)	0	0	0	0
Use of Stun Gun in Commission of a Crime (35-47-8-5)	<u>0</u>	<u>0</u>	<u>0</u>	<u>0</u>
Sub-Total	2	12	2	31

LEVEL III	THE NUMBER OF JUVENILES			
	This Month		This Calendar Year	
	<u>Female</u>	<u>Male</u>	<u>Female</u>	<u>Male</u>
Accident/Failure to Stop (9-26-1-8)	0	0	0	0
Accident, Property Damage with Injury (9-26-1-8)	0	0	0	0
Altering or Damaging Computer (35-43-1-4)	0	0	0	0
Auto Theft, Receiving Stolen Parts (35-43-4-2.5)	1	2	2	4
Battery (35-42-2-1)	4	5	12	15
Bribery (35-44-1-1)	0	0	0	0
Burglary (35-43-2-1)	0	10	0	23
Check Deception (35-43-5-5)	0	0	0	0
Check Fraud (35-43-5-12)	0	0	0	0
Child Exploitation (35-42-4-4)	0	0	0	0
Controlled Substance Registration (35-48-4-14)	0	0	0	0
Conversion (35-43-4-3)	2	3	4	5
Criminal Mischief (35-43-1-2)	0	0	0	6
Criminal Recklessness (35-42-2-2)	0	1	0	1
Criminal Trespass (35-43-2-2)	0	1	1	3
Dealing in Altered Property (35-43-4-2.3)	0	0	0	0
Dealing in Marijuana, Hash Oil, or Hashish (35-48-4-10)	0	0	0	0
Dealing in Paraphernalia (35-48-4-8.5)	0	0	0	0
Distribution of Material Harmful to Minor (35-49-3-3)	0	0	0	0
Escape/Failure to Return to Lawful Detention (35-44-3-5)	0	2	1	6
Failure to Appear (35-44-3-6)	0	0	0	0
False Reporting (35-44-2-2)	0	0	0	0
Forgery (35-43-5-2)	0	0	0	0
Fraud (35-43-5-4)	0	0	0	0
Fraud on Financial Institution (35-45-5-8)	0	0	0	0
Home Improvement Fraud (35-43-6-13)	0	0	0	0
Identity Deception (35-43-5-3.5)	0	0	0	0
Interference with Custody (35-42-3-4)	0	0	0	0
Interference with Reporting Crime (35-45-2-5)	0	0	0	0
Invasion of Privacy (35-46-1-15.1)	0	0	0	1
Manufacture of Paraphernalia (35-48-4-8.1)	0	0	0	0
Nonsupport of Child (35-46-1-5)	0	0	0	0
Nonsupport of Spouse (35-46-1-6)	0	0	0	0
Obscene Performance (35-49-3-1)	0	0	0	0
Obstructing Fireman (35-44-3-8)	0	0	0	0
Obstructing Traffic (35-42-2-4)	0	0	0	0
Obstruction of Justice (35-44-3-4)	0	0	0	0
Operating Vehicle After Lifetime Forfeiture (9-30-10-17)	0	0	0	0
Operating Vehicle While Intoxicated (9-30-5-4)	0	0	0	0
Operating Vehicle While Intoxicated with Prior (9-30-5-3)	0	0	0	0

LEVEL III (Cont.)**THE NUMBER OF JUVENILES**

	This Month		This Calendar Year	
	<u>Female</u>	<u>Male</u>	<u>Female</u>	<u>Male</u>
Patronizing a Prostitute (35-45-4-3)	0	0	0	0
Perjury (35-44-2-1)	0	0	0	0
Possession of Cocaine or Narcotic Drug (35-48-4-6)	0	0	0	0
Possession of Marijuana, Hash Oil, or Hashish (35-48-4-11)	0	0	0	0
Possession of Methamphetamine (35-48-4-6.1)	1	0	1	0
Possession of Paraphernalia (35-48-4-8.3)	0	0	0	0
Possession/Use of Legend Drug (16-42-19-13)	0	0	0	0
Professional Gambling (35-45-5-3)	0	0	0	0
Profiting from Adoption (35-46-1-9)	0	0	0	0
Promoting Professional Gambling (35-45-5-4)	0	0	0	0
Promoting Prostitution (35-45-4-4)	0	0	0	0
Prostitution (35-45-4-2)	0	0	0	0
Public Indecency (35-45-4-1)	0	0	0	0
Public Nudity (35-45-4-1.5)	0	0	0	0
Receiving Stolen Property (35-43-4-2)	0	1	1	5
Residential Entry (35-43-2-1.5)	0	3	0	4
Resisting Law Enforcement (35-44-3-3)	0	2	1	8
Rioting (35-45-1-2)	0	0	0	0
Sale, Possession, Use of Legend Drug (16-42-19-27)	0	0	0	0
Selling, Distributing, Exhibiting Obscene Material (35-49-3-1)	0	0	0	0
Stalking (35-45-10-5)	0	0	0	0
Theft (35-43-4-2)	0	15	5	29
Trafficking with an Inmate (35-44-3-9)	0	0	0	0
Unauthorized Possession of Prescription Form (35-48-4-14)	0	0	0	0
Voyeurism (35-45-4-5)	0	0	0	0
Welfare Fraud (35-43-5-7)	0	0	0	0
Sub-Total	8	45	28	110

LEVEL IV

Absence From Home Detention (35-38-2.5-10)	0	0	0	0
Accident/Failure to Stop (9-26-1-8)	0	0	0	0
Assisting a Criminal (35-44-3-2)	0	0	0	0
Check Deception (35-43-5-5)	0	0	0	0
Common Nuisance (35-48-4-13)	0	0	0	1
Computer Trespassing (35-43-2-3)	0	0	0	0
Counterfeiting a Driver's License (9-24-18-7)	0	0	0	0
Counterfeiting Auto Registration (9-18-2-42)	0	0	0	0
Curfew Violation (31-37-2-5)	0	0	0	0
Deception (35-43-5-3)	0	0	0	0
Disorderly Conduct (35-45-1-3)	0	2	2	4
Dissemination of Material Harmful to Minor (35-49-3-3)	0	0	0	0
Driving with Suspended License (9-24-19-2)	0	0	0	0
Exploitation of Dependent/Endangered Adult (35-46-1-12)	0	0	0	0
Failure to Appear (35-44-3-6)	0	0	0	0
Failure to Disclose Recruitment (35-46-4-4)	0	0	0	0
Failure to Respond to Summons (35-44-3-6.5)	0	0	0	0
False Auto Registration (9-18-2-44)	0	0	0	0
False Informing (35-44-2-2)	0	0	0	0
Flag Desecration (35-45-1-4)	0	0	0	0

LEVEL IV (Cont.)

	THE NUMBER OF JUVENILES			
	This Month		This Calendar Year	
	<u>Female</u>	<u>Male</u>	<u>Female</u>	<u>Male</u>
Glue Sniffing (35-46-6-2)	0	0	0	0
Habitual Disobedience of Parent, Guardian, or Custodian (Incorrigible) (31-37-2-4)	0	0	0	0
Harassment (35-45-2-2)	0	0	0	0
Home Improvement Fraud (35-43-6-12)	0	0	0	0
Illegal Consumption of Alcohol (7.1-5-7-7)	0	0	0	0
Illegal Possession of Alcohol (7.1-5-7-7)	0	0	0	0
Impairment of ID Number (35-43-7-4)	0	0	0	0
Interference with Custody (35-42-3-4)	0	0	0	0
Interfering with Law Enforcement Animal (35-46-3-11)	0	0	0	0
Invasion of Privacy (35-46-1-15.1)	0	0	0	0
Leaving Home w/o Permission of Parent, Guardian or Custodian (Runaway) (31-37-2-2)	1	0	5	0
Nitrous Oxide Distribution (35-46-6-3)	0	0	0	0
Obscene Performance (35-49-3-1)	0	0	0	0
Obstructing Medical Emergency (35-44-3-8.5)	0	0	0	0
Obstructing Traffic (35-42-2-4)	0	0	0	0
Operating Vehicle While Intoxicated (9-30-5-2)	0	0	0	0
Operating Vehicle While Intoxicated/Cntrld Sub (9-30-5-1)	0	0	0	0
Operating Vehicle w/o License (9-24-18-1)	0	0	0	1
Operating Vehicle w/o Proof of Financial (9-25-8-2)	0	0	0	0
Operating Vehicle w/o Registration/Plates (9-18-2-43)	0	0	0	0
Possession of Marijuana,Hash Oil, or Hashish (35-48-4-11)	0	2	0	6
Possession of Paraphernalia (35-48-4-8.3)	0	1	0	1
Possession of Substance Represented to be a Controlled Substance (35-48-4-4.6)	0	0	0	0
Possession, Purchase, Accepting Tobacco (35-46-1-10.5)	0	0	0	0
Probation Violation	0	0	0	0
Public Intoxication (7.1-5-1-3)	0	0	0	0
Receiving Unidentified Property (35-43-7-5)	0	0	0	0
Reckless Driving (9-21-8-52)	0	0	0	0
Refusal to Aid Officer (35-44-3-7)	0	0	0	0
Selling,Distributing,Exhibiting Obscene Material (35-49-3-1)	0	0	0	0
Torture, Kill, Mutilate an Animal (35-46-3-12)	0	0	0	0
Unauthorized Possession of Prescription (35-48-4-14)	0	0	0	0
Unlawful Entry of Motor Vehicle (35-43-4-2.7)	0	1	0	1
Unlawful Gambling (35-45-5-2)	0	0	0	0
Unlawful Use of Railroad Right of Way (8-3-15-3)	0	0	0	0
Vending Machine Vandalism (35-43-4-7)	0	0	0	0
Violation of Compulsory School Attendance Law (Truancy) (31-37-2-3)	0	3	1	4
Violation Home Detention	0	0	0	0
Violation Suspended Commitment to DOC	0	0	0	0
Voyeurism (35-45-4-5)	0	0	0	0
Welfare Fraud (35-45-5-7)	0	0	0	0
NO SENTENCE DATA	<u>0</u>	<u>0</u>	<u>0</u>	<u>0</u>
Sub-Total	1	9	8	18
GRAND TOTAL NUMBER OF JUVENILES	11	82	42	203

Source: SAS - mnthadm4.mso

Indiana Department of Correction
Table 18
Juvenile Female New Commitments

<u>Month</u>	<u>2009</u>	<u>2010</u>	<u>2011</u>	<u>2012</u>	<u>2013</u>
January	9	16	15	10	18
February	16	22	15	13	13
March	17	18	18	15	11
April	29	13	10	12	
May	17	13	9	14	
June	18	9	23	9	
July	13	11	10	12	
August	14	5	11	16	
September	8	13	5	8	
October	5	13	12	18	
November	14	13	14	7	
December	<u>25</u>	<u>7</u>	<u>9</u>	<u>7</u>	
TOTALS	185	153	151	141	42

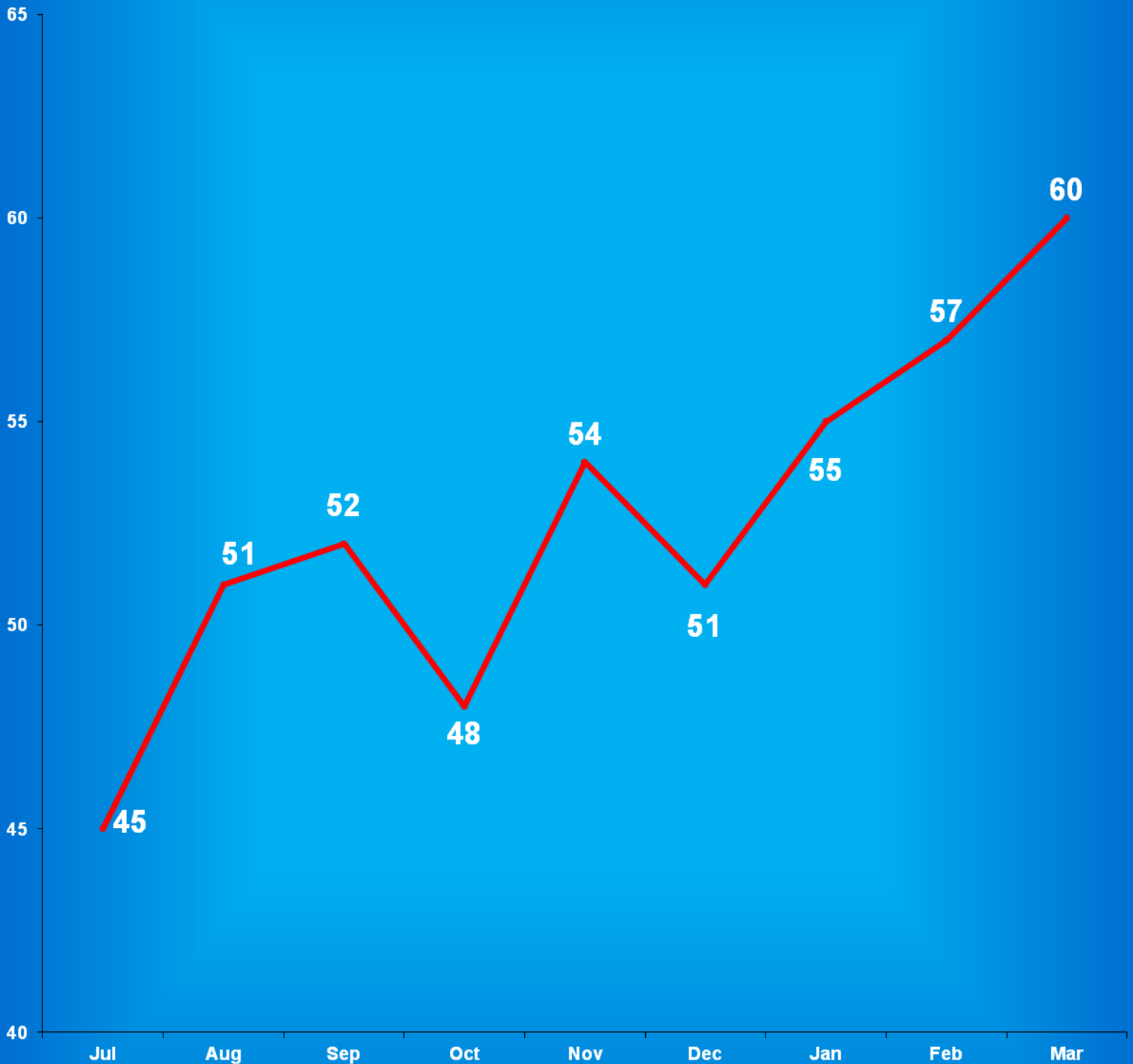
Source:
SAS - mnthadm4.pgm

Indiana Department of Correction

Graph G

Average Daily Juvenile Female Offender Populations

Fiscal Year 2013



Indiana Department of Correction
Table 19
Juvenile Male New Commitments

<u>Month</u>	<u>2009</u>	<u>2010</u>	<u>2011</u>	<u>2012</u>	<u>2013</u>
January	57	88	69	63	76
February	82	71	62	71	45
March	76	77	90	75	82
April	102	60	72	56	
May	73	71	64	69	
June	82	67	64	77	
July	86	53	71	48	
August	63	74	94	90	
September	75	61	58	66	
October	54	73	65	85	
November	75	85	81	47	
December	<u>74</u>	<u>75</u>	<u>52</u>	<u>44</u>	
TOTALS	899	855	842	791	203

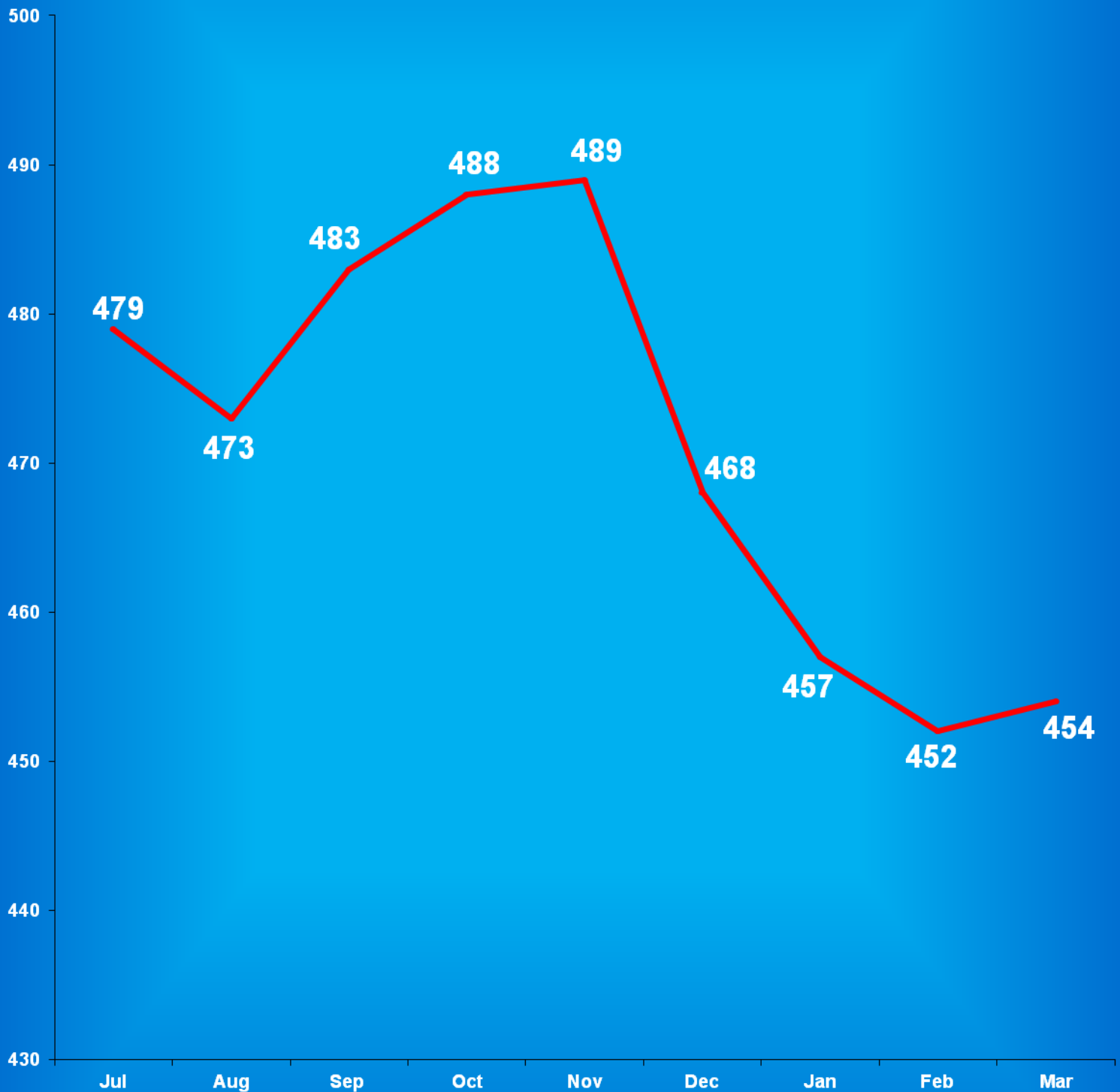
Source:
SAS - mnthadm4.pgm

Indiana Department of Correction

Graph H

Average Daily Juvenile Male Offender Populations

Fiscal Year 2013



**Indiana Department of Correction
Indiana Government Center South, Room E334
302 W. Washington Street
Indianapolis, IN 46204**

**Prepared by:
Ryan Lammert, Research Analyst
(317) 234-4417
RLammert@idoc.IN.gov**

This report and previous reports may be found at:

<http://www.in.gov/idoc/2376.htm>





The Indiana Department of Correction advances public safety and successful re-entry through dynamic supervision, programming, and partnerships.