

Indiana Department of Correction

Division of Research & Planning



Offender Population Statistical Report

- January 2011 -

Edwin G. Buss, Commissioner

**Indiana Department of Correction
Indiana Government Center South, Room E334
302 W. Washington Street
Indianapolis, IN 46204**

**Prepared by:
Sarah Schelle, Research Analyst
(317) 232-2249
sschelle@idoc.in.gov**

This report and previous reports may be found at:

<http://www.in.gov/idoc/2376.htm>



Indiana Department of Correction Population Summary

- There were 25,604 adult male offenders (including 1,452 county jail “back-ups” and 183 in contracted beds) on February 1, 2011.
This population is 3% below operational bed capacity for general population.

- There were 2,401 adult female offenders (including 45 county jail “back-ups” and 65 in contracted beds) on February 1, 2011.
This population is 9% below the operational bed capacity.

- There were 553 juvenile male offenders in the Department’s facilities on February 1, 2011. This population is 30% below the operational bed capacity.

- There were 60 juvenile female offenders in the Department’s facilities on February 1, 2011. This population is 62% below the operational bed capacity.

- There were 9,566 adult males on parole in Indiana (9,150 Indiana parolees and 416 other jurisdiction parolees) on February 1, 2011.

- There were 1,275 adult females on parole in Indiana (1,235 Indiana parolees and 40 other jurisdiction parolees) on February 1, 2011.

- There were 159 juvenile males on parole in Indiana (150 Indiana parolees and 9 other jurisdiction parolees) on February 1, 2011.

- There were 25 juvenile females on parole in Indiana (23 Indiana parolees and 2 other jurisdiction parolees) on February 1, 2011.

Definitions

For the purpose of this report, the following definitions apply:

Admission – The means by which an offender enters the custody or jurisdiction of the Indiana Department of Correction. For this report, with the exception of the return of an escapee, this does not include a return from a temporary absence.

Average Daily Population – The sum of the daily beginning counts for a month, divided by that month's number of daily beginning counts.

Beginning Count – The number of offenders physically present at the beginning of the day (ie, 0000:01 hours).

Class A Felony – An offense whereby a person convicted of this felony shall be imprisoned for a fixed term of thirty years, with not more than twenty years added for aggravating circumstances, or not more than ten years subtracted for mitigating circumstances.

Class B Felony – An offense whereby a person convicted of this felony shall be imprisoned for a fixed term of ten years, with not more than ten years added for aggravating circumstances, or not more than four years subtracted for mitigating circumstances.

Class C Felony – An offense whereby a person convicted of this felony shall be imprisoned for a fixed term of four years, with not more than four years added for aggravating circumstances, or not more than two years subtracted for mitigating circumstances.

Class D Felony – An offense whereby a person convicted of this felony shall be imprisoned for a fixed term of one and one-half years, with not more than one and one-half years added for aggravating circumstances, or not more than one year subtracted for mitigating circumstances.

County Jail “Back-ups” (Jail Bed Count) – Those offenders who have been committed to the Indiana Department of Correction, but are housed in a county jail until they can be transferred to a Department of Correction intake facility. The county receives \$35.00 per day, per offender, to house these offenders.

Ending Count – The number of offenders physically present at the end of the day (ie, 2400:00 hours).

Felon – A person convicted in any jurisdiction who might have been imprisoned for more than one year.

Level 1 Security Classification – Minimum security level. Facilities which are designated as Level 1 have the least restrictive security measures in place.

Level 2 Security Classification – Medium security level. Facilities which are designated as Level 2 have a moderate degree of security measures in place.

Level 3 Security Classification – Maximum security level. Facilities which are designated as Level 3 have very restrictive security measures in place.

Misdemeanant – A person convicted in any jurisdiction who might have been imprisoned for not more than one year.

Murder - An offense whereby a person convicted of this felony shall be imprisoned for a fixed term of fifty-five years, with not more than ten years added for aggravating circumstances, or not more than ten years subtracted for mitigating circumstances.

Operational Capacity – The total bed capacity of the facility. The capacity of a facility is the number of beds authorized for safe and efficient operation of the facility.

Pre-Dispositional – An individual ordered by the Court to the Indiana Department of Correction for evaluation prior to sentencing.

Release – The means by which an offender leaves the custody or jurisdiction of the Indiana Department of Correction. For this report, with the exception of an escape, this does not include a temporary absence.

Safekeeper – An individual whom the Court has determined to be in imminent danger of serious bodily injury or death, or who represents a substantial threat to the safety of others, and whom the Court has ordered to the Indiana Department of Correction for custody and security control.

Secure Confinement Units – Denotes maximum control with the most restrictive security measures in place.

Vacancy – The number of beds available for assignment.

**Indiana Department of Correction
Human Resource Report**

December 31, 2010

ADULT FACILITIES

Facility	Total Staff*	Custody Staff	Non-Custody	Vacancies	Hires - Rehires	Retired - Terminated	Contract/Vendor	
							Aramark	Health
Branchville Correctional Facility	265	188	77	21		11	11	44
Chain O'Lakes Correctional Facility	30	23	7	2			6	2
Correctional Industrial Facility	345	275	70	33		3	13	30
Edinburgh Correctional Facility	59	43	16	11		1	4	1
Henryville Correctional Facility	39	32	7	3			4	2
Indiana State Prison/Lakeside	515	392	123	78	4	6	22	70
Indiana Women's Prison/Indianapolis Women's Re-Entry	178	124	54	18		3	4	22
Indianapolis Re-Entry Educational Fac.	115	55	60	22	1	2	3	15
Madison Correctional Facility	117	78	39	17		1	8	7
Miami Correctional Facility	525	402	123	32		5	32	60
New Castle Correctional Facility***	475	347	73	63			20	57
Pendleton Correctional Facility	427	326	101	80		4	19	31
Plainfield Correctional Facility	375	275	100	45	4	3	25	56
Putnamville Correctional Facility	467	348	119	64	11	10	28	46
Reception-Diagnostic Center	231	190	41	10	1	3	8	39
Rockville Correctional Facility	246	172	74	21	8		21	48
South Bend Comm. Re-Entry Center	25	16	9	1			4	2
STOP	17	0	17	0				
Wabash Valley Correctional Facility	599	470	129	54	2	9	40	56
Westville Correctional Facility	720	545	175	85	13	13	32	64
Total	5,715	4,301	1,414	660	44	74	304	652

JUVENILE FACILITIES

Facility	Total Staff*	Custody Staff	Non-Custody	Vacancies	Hires - Rehires	Retired - Terminated	Contract/Vendor	
							Aramark	Health
Camp Summit	56	40	16	2		1	5	1
Madison Juvenile Correctional	93	75	18	14				
North Central/Logansport Intake	176	111	65	5				18
Pendleton Juvenile Correctional	258	174	84	48	1	4	10	14
South Bend Juvenile Correctional	81	54	27	9		1	6	4
Total	664	454	210	78	1	6	21	37
Central Office**	Total	445	161	284	51		0	0

STATE EMPLOYEE TOTAL	6,404	4,569	1,835	726	45	80	0	0
CONTRACT EMPLOYEE TOTAL	1,489	347	1,087	63	0	0	325	689
GRAND TOTAL	7,893	4,916	2,922	789	45	80	325	689

* Total Active Staff does not include those on disability, suspension, or leave with pay.

** Includes Technology Services Division, PEN Products, Staff Development and Training, and the Parole Division (counted as Custody Staff)

*** New Castle Correctional Facility is a privately contracted institution that does not employ State Employees.

Note: Total staff, custody staff, non-custody staff, and vacancy data are as of the end of the month.

Hires and re-hires, retirements and terminations, intra-agency transfer in and transfer out are the total number of actions for the month.

Source: DOC Human Resource



Offender Statistics



Indiana Department of Correction
Table 1
Offender Population & Vacancy Numbers, by Facility Security Level
February 1, 2011

LEVEL 1

	Adult Male				
	January Ending Count	General Population Vacancies	Down Beds	Held Beds	Segregation Infirmery Vacancies
Chain O'Lakes Correctional Facility	153	1	0	0	0
Edinburgh Correctional Facility	315	4	0	1	0
Henryville Correctional Facility	187	13	0	0	0
Miami Correctional Facility	199	5	0	0	0
New Castle Level One (Contracted Beds)	197	5	0	2	0
Pendleton Correctional Facility	196	22	0	2	0
Re-Entry Educational Facility	348	0	92	0	148
South Bend Community Re-Entry Facility	100	1	0	0	7
Wabash Valley Correctional Facility	188	10	0	0	0
Westville Correctional Facility	<u>313</u>	<u>65</u>	<u>0</u>	<u>3</u>	<u>0</u>
Total	2,196	126	92	8	155
Adult Female					
Indianapolis Women's Community Re-Entry Facility	85	11	0	0	0
Madison Correctional Facility	466	82	0	8	20
Jefferson Co. Re-Entry	<u>20</u>	<u>0</u>	<u>0</u>	<u>0</u>	<u>0</u>
Total	571	93	0	8	20

LEVEL 2

Adult Male					
Branchville Correctional Facility	1,440	29	0	0	16
Correctional Industrial Facility	1,448	9	6	6	3
Indiana State Prison-Outside Facility	358	26	0	1	0
Miami Correctional Facility	2,956	10	3	0	15
New Castle Correctional Facility (Contracted Beds)	2,256	52	0	8	30
Plainfield Correctional Facility	1,644	10	0	2	16
Putnamville Correctional Facility	2,541	36	3	1	23
Westville Correctional Facility	<u>2,850</u>	<u>17</u>	<u>16</u>	<u>23</u>	<u>24</u>
Total	15,493	189	28	41	127
Adult Female					
Rockville Correctional Facility	1,158	93	0	29	9

Table 1 (Cont.)

LEVEL 3

Adult Male

	January Ending Count	General Population Vacancies	Down Beds	Held Beds	Segregation Infirmery Vacancies
Indiana State Prison	1,908	21	95	19	26
New Castle Psychiatric Unit (Contracted Beds)	110	0	1	0	17
Pendleton Correctional Facility	1,679	11	4	10	11
Reception-Diagnostic Center	569	0	4	122	0
Wabash Valley Correctional Facility	<u>1,699</u>	<u>24</u>	<u>2</u>	<u>15</u>	<u>58</u>
Total	5,965	56	106	166	112

Adult Female

Indiana Women's Prison	562	40	0	6	23
------------------------	------------	-----------	----------	----------	-----------

SECURE CONFINEMENT UNITS

Adult Male

Wabash Valley Correctional Facility	166	0	2	1	47
Westville Control Unit	<u>149</u>	<u>0</u>	<u>2</u>	<u>1</u>	<u>6</u>
Total	315	0	11	2	53

JAIL BED COUNT

Adult Male	1,452	N/A	N/A	N/A	N/A
Adult Female	<u>46</u>	N/A	N/A	N/A	N/A
Total	1,498				

CONTRACTED BEDS

Adult Male

Liberty Hall Re-Entry Facility	126	24	0	0	0
Marion Co. Re-Entry	46	24	0	0	0
Volunteers of America - Evansville	<u>11</u>	<u>0</u>	<u>0</u>	<u>0</u>	<u>0</u>
Total	183	48	0	0	0

Adult Female

Craine House	3	0	0	0	0
Volunteers of America - Evansville	8	1	0	0	0
Volunteers of America - Marion County	<u>54</u>	<u>0</u>	<u>0</u>	<u>0</u>	<u>0</u>
Total	65	1	0	0	0

Table 1 (Cont.)

JUVENILE OFFENDERS

Juvenile Male

	January Ending Count	General Population Vacancies	Down Beds	Held Beds	Segregation Infirmary Vacancies
Camp Summit	114	6	0	0	1
Logansport Juvenile Intake/Diagnostic Facility	42	0	0	46	4
North Central Juvenile Correctional Facility	140	24	0	5	5
Pendleton Juvenile Correctional Facility	168	184	0	10	29
South Bend Juvenile Correctional Facility	<u>89</u>	<u>23</u>	<u>0</u>	<u>3</u>	<u>2</u>
Total	553	237	0	64	41

Juvenile Female

Madison Juvenile Correctional Facility	60	98	0	0	20
--	-----------	-----------	----------	----------	-----------

TOTALS

	January Ending Count	General Population Vacancies	Down Beds	Held Beds	Segregation Infirmary Vacancies
GRAND TOTAL FOR ALL ADULT MALES (Includes Jail Bed Count and Contracted Beds)	25,604	419	237	217	447
TOTAL FOR ADULT MALES IN DEPARTMENT FACILITIES ONLY	23,969	371	237	217	447
GRAND TOTAL FOR ALL ADULT FEMALES (Includes Jail Bed Count and Contracted Beds)	2,402	227	0	43	52
TOTAL FOR ADULT FEMALES IN DEPARTMENT FACILITIES ONLY	2,291	226	0	43	52
TOTAL FOR JUVENILE MALES	553	237	0	64	41
TOTAL FOR JUVENILE FEMALES	60	98	0	0	20
GRAND TOTAL FOR THE DEPARTMENT (Includes Jail Bed Count and Contracted Beds)	28,619	981	237	324	560
GRAND TOTAL FOR THE DEPARTMENT (Excludes Jail Bed Count and Contracted Beds)	26,873	932	237	324	560

* Other Vacancies: Includes Segregation and Infirmary beds, beds being held for transitioned offenders.

Sources: Planning Division Facility Body Count Report
 Planning Division Juvenile Daily Count Report
 Operational Support Services - Jail Bed Count Report
 Operational Support Services - Vacancy Report

Indiana Department of Correction
Table 2
Operational Capacity Compared to Population, by Facility
February 1, 2011

LEVEL 1

Adult Male

	December Operational Capacity	January Operational Capacity	January Adjusted Operational Capacity*	January Ending Count	Percent +/- Capacity
Chain O'Lakes Correctional Facility	154	154	154	153	-1%
Edinburgh Correctional Facility	320	320	319	315	-1%
Henryville Correctional Facility	200	200	200	187	-7%
Miami Correctional Facility	204	204	204	199	-2%
New Castle Level One (Contracted Beds)	204	204	202	197	-2%
Pendleton Correctional Facility	220	220	218	196	-10%
Re-Entry Educational	588	588	496	348	-30%
South Bend Community Re-Entry Facility	108	108	101	100	-1%
Wabash Valley Correctional Facility	198	198	198	188	-5%
Westville Correctional Facility	<u>381</u>	<u>381</u>	<u>378</u>	<u>313</u>	<u>-17%</u>
Total	2,577	2,577	2,470	2,196	-11%

Adult Female

Indianapolis Women's Community Re-Entry Facility	96	96	96	85	-11%
Madison Correctional Facility	576	576	548	466	-15%
Jefferson Co. Re-Entry	<u>20</u>	<u>20</u>	<u>20</u>	<u>20</u>	<u>0%</u>
Total	692	692	664	571	-14%

LEVEL 2

Adult Male

Branchville Correctional Facility	1,485	1,485	1,479	1,440	-3%
Correctional Industrial Facility	1,472	1,472	1,457	1,448	-1%
Indiana State Prison-Outside Facility	385	385	384	358	-7%
Miami Correctional Facility	2,984	2,984	2,966	2,956	0%
New Castle Correctional Facility (Contracted Beds)	2,271	2,346	2,308	2,256	-2%
Plainfield Correctional Facility	1,672	1,672	1,654	1,644	-1%
Putnamville Correctional Facility	2,604	2,604	2,577	2,541	-1%
Westville Correctional Facility	<u>2,930</u>	<u>2,930</u>	<u>2,867</u>	<u>2,850</u>	<u>-1%</u>
Total	15,803	15,878	15,692	15,493	-1%

Adult Female

Rockville Correctional Facility	1,289	1,289	1,251	1,158	-7%
---------------------------------	-------	-------	-------	-------	-----

Table 2 (Cont.)

LEVEL 3

Adult Male

	December Operational Capacity	January Operational Capacity	January Adjusted Operational Capacity*	January Ending Count	Percent +/- Capacity
Indiana State Prison	2,069	2,069	1,929	1,908	-1%
New Castle Psychiatric Unit (Contracted Beds)	128	128	110	110	0%
Pendleton Correctional Facility	1,715	1,715	1,690	1,679	-1%
Reception-Diagnostic Center	695	695	569	569	0%
Wabash Valley Correctional Facility	<u>1,798</u>	<u>1,798</u>	<u>1,723</u>	<u>1,699</u>	<u>-1%</u>
Total	6,405	6,405	6,021	5,965	-1%

Adult Female

Indiana Women's Prison	631	631	602	562	-7%
------------------------	-----	-----	-----	-----	-----

SECURE CONFINEMENT UNITS

Adult Male

Wabash Valley Correctional Facility	216	216	166	166	0%
Westville Control Unit	<u>165</u>	<u>165</u>	<u>149</u>	<u>149</u>	<u>0%</u>
Total	381	381	315	315	0%

JAIL BED COUNT

Adult Male	1,452	1,568	1,568	1,452	-7%
Adult Female	<u>46</u>	<u>53</u>	<u>53</u>	<u>46</u>	<u>-13%</u>
Total	1,498	1,621	1,621	1,498	-8%

CONTRACTED BEDS

Adult Male

Liberty Hall Re-Entry	150	150	150	126	-16%
Marion Co. Re-Entry	70	70	70	46	-34%
Volunteers of America - Evansville	<u>11</u>	<u>11</u>	<u>11</u>	<u>11</u>	<u>0%</u>
Total	231	231	231	183	-50%

Adult Female

Craine House	3	3	3	3	0%
Volunteers of America - Evansville	9	9	9	8	-11%
Volunteers of America - Marion County	<u>54</u>	<u>54</u>	<u>54</u>	<u>54</u>	<u>0%</u>
Total	66	66	66	65	-2%

Table 2 (Cont.)

JUVENILE OFFENDERS

Juvenile Male

	December Operational Capacity	January Operational Capacity	January Adjusted Operational Capacity*	January Ending Count	Percent +/- Capacity
Camp Summit	121	121	120	114	-5%
Logansport Juvenile Intake/Diagnostic Facility	92	92	42	42	0%
North Central Juvenile Correctional Facility	174	174	164	140	-15%
Pendleton Juvenile Correctional Facility	391	391	352	168	-52%
South Bend Juvenile Correctional Facility	<u>117</u>	<u>117</u>	<u>112</u>	<u>89</u>	<u>-21%</u>
Total	895	895	790	553	-30%

Juvenile Female

Madison Juvenile Correctional Facility	178	178	158	60	-62%
--	-----	-----	-----	----	------

TOTALS

	December Operational Capacity	January Operational Capacity	January Adjusted Operational Capacity*	January Ending Count	Percent +/- Capacity
GRAND TOTAL FOR ALL ADULT MALES (Includes Jail Bed Count* and Contracted Beds)	26,849	27,040	26,297	25,604	-3%
TOTAL FOR ADULT MALES IN DOC FACILITIES ONLY	25,166	25,241	24,498	23,969	-2%
GRAND TOTAL FOR ALL ADULT FEMALES (Includes Jail Bed Count* and Contracted Beds)	2,724	2,731	2,636	2,402	-9%
TOTAL FOR ADULT FEMALES IN DOC FACILITIES ONLY	2,612	2,612	2,517	2,291	-9%
TOTAL FOR JUVENILE MALES	895	895	790	553	-30%
TOTAL FOR JUVENILE FEMALES	178	178	158	60	-62%
GRAND TOTAL FOR THE DEPARTMENT (Includes Jail Bed Count* and Contracted Beds)	30,646	30,844	29,881	28,619	-4%
GRAND TOTAL FOR THE DEPARTMENT (Excludes Jail Bed Count and Contracted Beds)	28,851	28,926	27,963	26,873	-4%

Includes Jail Bed Count* - Jail Bed Operational Capacity is determined by each county's availability and has the likelihood to fluctuate from month to month.
*Adjusted Monthly Total Excludes Down, Held, and Segregation/Infirmary Hold Beds and exclude Intake Beds

Sources: Planning Division Facility Body Count Report
Planning Division Juvenile Daily Count Report
Operational Support Services - Jail Bed Count Report
Operational Support Services - Vacancy Report

Indiana Department of Correction

Table 3

Facility Population on the First Day of Each Month (Excludes County Jail "Back-ups" & Contracted Beds)

	Adult	Adult	Juvenile	Juvenile	
<u>2010</u>	<u>Male</u>	<u>Female</u>	<u>Male</u>	<u>Female</u>	<u>Total</u>
January	23,910	2,261	689	89	26,949
February	23,843	2,230	703	97	26,873
March	23,944	2,293	687	105	27,029
April	23,988	2,375	667	108	27,138
May	23,981	2,342	652	103	27,078
June	24,033	2,355	644	99	27,131
July	24,124	2,439	630	78	27,271
August	24,065	2,414	589	77	27,145
September	24,146	2,402	578	61	27,187
October	24,085	2,380	559	58	27,082
November	24,263	2,383	561	60	27,267
December	23,973	2,362	551	57	26,943
	Adult	Adult	Juvenile	Juvenile	
<u>2011</u>	<u>Male</u>	<u>Female</u>	<u>Male</u>	<u>Female</u>	<u>Total</u>
January	24,009	2,336	538	49	26,932
February	23,969	2,291	553	60	26,873

Sources: Planning Division Facility Body Count Report
 Planning Division Juvenile Daily Count Report

Indiana Department of Correction
Table 4
Parole Caseload on February 1, 2011

<u>Parole District</u>	Indiana Parolees				Other Jurisdiction				<u>Total</u>
	<u>Adult Male</u>	<u>Adult Female</u>	<u>Juvenile Male</u>	<u>Juvenile Female</u>	<u>Adult Male</u>	<u>Adult Female</u>	<u>Juvenile Male</u>	<u>Juvenile Female</u>	
<i>Central Office (PD0) *</i>	516	49	5	3	416	40	9	2	1,040
	District Supervision Breakdown as follows:								
Re-Entry Parole (PD1)	592	94	23	2	21	1	1	0	734
Fort Wayne (PD2)	1,139	169	18	2	57	4	1	0	1,390
Indianapolis (PD3)	2,520	331	2	1	68	5	0	0	2,927
Evansville (P4A)	606	78	6	1	35	4	0	0	730
Terre Haute (P4B)	560	83	24	4	20	3	1	0	695
Bloomington (PD5)	816	123	13	2	76	8	1	0	1,039
Gary (PD6)	805	66	24	2	50	4	2	2	955
New Castle (PD7)	941	152	10	0	49	5	1	0	1,158
South Bend (PD8)	1,171	139	30	9	40	6	2	0	1,397
Indianapolis West (PD9)	0	0	0	0	0	0	0	0	0
Total	9,666	1,284	155	26	416	40	9	2	11,598

Total Parole Population on the First Day of Each Month

<u>Calendar Year 2011</u>	Indiana Parolees				Other Jurisdiction				<u>Total</u>
	<u>Adult Male</u>	<u>Adult Female</u>	<u>Juvenile Male</u>	<u>Juvenile Female</u>	<u>Adult Male</u>	<u>Adult Female</u>	<u>Juvenile Male</u>	<u>Juvenile Female</u>	
January	9,670	1,272	156	25	465	49	10	1	11,648
February	9,666	1,284	155	26	416	40	9	2	11,598

** Includes Indiana parolees who are serving their parole in another state, as well as offenders from other States being supervised in Indiana (Interstate Compact)*

Sources: Juvenile Services
Parole Division
SAS - juvparl2.pgm



Adult Offender Statistics



Indiana Department of Correction
Table 5
Monthly Admissions and Releases - Adult Offenders
(Includes County Jail "Back-ups" & Contracted Beds)

January 2011

ADMISSIONS	Male	Female
New Commitments	842	175
Parole Violators - New Commits	41	3
Parole Violators - Technical	88	12
Unsentenced (Safekeepers)	4	0
Return from Escape - Secure Facility	0	0
Return from Escape - Non-Secure Facility	5	0
Return from Escape - CTP Absconds	2	0
Probation Violators - New Commits	89	15
Probation Violators - Technical	122	13
Return from CTP - New Commits	3	0
Return from CTP - Technical	9	4
TOTAL ADMISSIONS	1,205	222
 RELEASES		
Parole	666	88
CTP to Parole	67	10
Probation	373	86
CTP to Probation	70	7
Escape - Secure Facility	0	0
Walk-Away - Non-Secure Facility	7	0
Discharged	111	24
Unsentenced Discharged	2	0
Other (i.e. Death)	6	1
Community Transition Program (CTP)	158	26
CTP Absconds	1	0
TOTAL RELEASES	1,461	242

Of the 842 new commitments of male felons, 424 (50.4%) had a prior commitment.

Of the 175 new commitments of female felons, 71 (40.6%) had a prior commitment.

Effective July 1, 1999, misdemeanants are to be committed to DOC only under special circumstances (IC 11-12-6)

Sources: SAS - prsadm7.pgm, SAS = prisrel6.pgm

Indiana Department of Correction
Table 6
The Number of Department of Correction Offenders
Held in County Jails

January 31, 2011

<u>County</u>	<u>Adult Male</u>	<u>Adult Female</u>	<u>County</u>	<u>Adult Male</u>	<u>Adult Female</u>	<u>County</u>	<u>Adult Male</u>	<u>Adult Female</u>
Adams	3	1	Hendricks	36	1	Pike	27	0
Allen	9	1	Henry*	32	0	Porter	14	3
Bartholomew	6	1	Howard	19	2	Posey	19	0
Benton	4	0	Huntington	3	5	Pulaski*	41	0
Blackford*	32	0	Jackson	41	4	Putnam*	71	1
Boone	3	1	Jasper	0	0	Randolph	10	0
Brown	10	0	Jay	2	1	Ripley	22	0
Carroll	0	0	Jefferson	1	0	Rush	3	1
Cass	8	0	Jennings	15	0	St. Joseph	39	0
Clark	49	0	Johnson	3	0	Scott	9	1
Clay	19	1	Knox*	20	0	Shelby	12	3
Clinton	23	0	Kosciusko	0	0	Spencer*	6	0
Crawford*	13	0	LaGrange	45	0	Starke	1	0
Daviess	11	0	Lake	0	0	Steuben	21	0
Dearborn	20	0	LaPorte	21	0	Sullivan	2	0
Decatur	3	0	Lawrence	14	0	Switzerland	1	0
DeKalb	0	1	Madison	0	0	Tippecanoe	104	4
Delaware	5	1	Marion	2	1	Tipton	0	0
Dubois	0	0	Marshall	5	0	Union	0	0
Elkhart	129	3	Martin	13	0	Vanderburgh	8	0
Fayette	27	0	Miami	16	0	Vermillion	9	0
Floyd	2	0	Monroe	4	0	Vigo	4	0
Fountain	4	0	Montgomery	22	1	Wabash	0	0
Franklin	0	0	Morgan	41	2	Warren	7	0
Fulton	2	0	Newton	6	0	Warrick	20	0
Gibson	20	0	Noble	56	1	Washington	7	0
Grant	4	0	Ohio	1	0	Wayne	24	1
Greene	16	0	Orange*	29	0	Wells*	26	0
Hamilton	24	1	Owen	2	0	White	29	0
Hancock	5	1	Parke	11	1	Whitley	<u>5</u>	<u>0</u>
Harrison*	0	1	Perry	0	0			
						Total	1,452	46

* County Jail Substance Abuse Programs

Source:
OIS0125.10

Indiana Department of Correction
Table 7
Community Transition Program
Average Daily Populations

<u>Month</u>	<u>2004</u>	<u>2005</u>	<u>2006</u>	<u>2007</u>	<u>2008</u>	<u>2009</u>	<u>2010</u>	<u>2011</u>
January	328	408	398	424	456	404	450	544
February	300	401	383	415	426	410	422	
March	323	391	367	424	403	384	445	
April	312	384	392	405	410	390	475	
May	324	369	388	416	409	408	501	
June	311	376	392	444	391	414	536	
July	304	379	384	470	385	414	577	
August	324	385	386	441	420	400	614	
September	343	398	386	426	400	429	568	
October	349	410	419	436	404	450	572	
November	384	415	450	461	417	452	578	
December	<u>418</u>	<u>402</u>	<u>430</u>	<u>466</u>	<u>407</u>	<u>458</u>	<u>560</u>	
YEARLY AVERAGE	337	393	398	436	411	417	525	

Source: CTP Database and OIS Warmbody

Indiana Department Of Correction
Table 8
Community Transition Program
January 2011 Release Information

Total number offenders eligible to be released during January 2011 =		623
Felony A and B total =	280	
Felony C total =	211	
Felony D total =	130	
Murder =	2	
Total number offenders transitioned to counties for CTP =		184
By default (lack of response from judge)		
Felony A or B =	0	
Felony C =	36	
Felony D =	25	
By approval by court order from judge		
Felony A or B =	76	
Felony C =	34	
Felony D =	13	
Murder =	0	
Total number offenders transitioned to counties then returned to DOC due to refusal (court ordered denial upon receipt of offender) =		0
Total number of court ordered denials =		328
Felony A or B =	131	
Felony C =	121	
Felony D =	75	
Murder =	1	
Total number of Felony A or B denials by default (no response from judge) =		53
Total number of offenders who became ineligible after eligibility determined but prior to CTP commencement date (reasons include change in Earliest Possible Release Date, change in warrant status, released to probation or to parole, other miscellaneous) =		58
Felony A or B =	20	
Felony C =	20	
Felony D =	17	
Murder =	1	

Indiana Department of Correction
Table 9
The Total Number of Felony Offenses
Committed to the Indiana Department of Correction

January 2011

OFFENSE (Citation Code)	THE NUMBER OF OFFENSES			
	This Month		This Fiscal Year	
	<u>Female</u>	<u>Male</u>	<u>Female</u>	<u>Male</u>
MURDER (35-42-1-1)	<u>0</u>	<u>4</u>	<u>5</u>	<u>63</u>
Sub-Total	0	4	5	63
CLASS A OFFENSES:				
Aiding, Inducing or Causing an Offense (35-41-2-4)	0	0	0	1
• Burglary	0	0	0	0
• Dealing Cocaine or Narcotic Drug	0	0	0	0
• Dealing Methamphetamine	0	0	0	1
• Murder	0	0	0	0
• Robbery	0	0	0	2
• Voluntary Manslaughter	0	0	0	0
Arson (35-43-1-1)	0	0	0	0
Attempt to Commit a Felony (35-41-5-1)	0	3	0	12
• Burglary	0	0	0	0
• Child Molesting	0	0	0	0
• Dealing Methamphetamine	0	0	0	0
• Murder	0	4	2	20
• Rape	0	0	0	0
• Residential Entry	0	0	0	0
• Robbery	0	0	0	0
• Theft, Receiving Stolen Property	0	0	0	0
• Voluntary Manslaughter	0	0	0	2
Battery (35-42-2-1)	0	0	0	2
Battery Bodily Waste (35-42-2-6)	0	0	0	0
Battery Child w/Death (35-42-2-1(5))	0	0	0	0
Burglary (35-43-2-1)	0	1	0	17
Child Molesting (35-42-4-3)	0	14	6	102
Conspiracy (35-41-5-2)	0	0	0	1
• Burglary	0	0	1	1
• Carjacking	0	0	0	0
• Child Molesting	0	0	0	1
• Dealing Cocaine or Narcotic Drug	0	1	0	8
• Dealing Methamphetamine	0	0	0	1
• Forgery	0	0	0	0
• Kidnapping	0	0	0	0
• Murder	0	1	0	6
• Robbery	0	0	0	4
Criminal Deviate Conduct (35-42-4-2)	0	2	0	6
Dealing Cocaine or Narcotic Drug (35-48-4-1)	1	23	8	114
Dealing Methamphetamine (35-48-4-1.1)	0	2	8	24
Dealing Sched I, II, or III Cntrld Sub (35-48-4-2)	0	3	5	20
Fail to Stop Accident w/Injury (9-26-1-1)	0	0	0	0
Kidnapping (35-42-3-2)	0	0	0	0
Neglect of a Dependent/Death (35-46-1-4)	0	1	2	2
Possession of Cocaine or Narcotic Drug (35-48-4-6)	0	4	1	8
Possession of Methamphetamine (35-48-4-6.1)	0	0	0	0
Rape (35-42-4-1)	0	0	0	4
Robbery (35-42-5-1)	0	3	0	22
Sexual Misconduct with a Minor (35-42-4-9)	0	0	0	0
Vicarious Sexual Gratification (35-42-4-5)	0	0	0	0
Voluntary Manslaughter (35-42-1-3)	<u>0</u>	<u>1</u>	<u>2</u>	<u>9</u>
Sub-Total	1	63	35	390

CLASS B OFFENSES:	THE NUMBER OF OFFENSES			
	This Month		This Fiscal Year	
	Female	Male	Female	Male
Accident/Failure to Stop-Serious Inj/Death (9-26-1-8)	0	0	0	2
Aggravated Battery (35-42-2-1.5)	0	5	3	51
Aiding, Inducing or Causing an Offense (35-41-2-4)	0	2	0	6
• Aggravated Battery	0	0	0	0
• Arson	0	1	1	2
• Burglary	0	1	1	3
• Carjacking	0	0	0	0
• Dealing Cocaine or Narcotic Drug	0	0	0	3
• Dealing Methamphetamine	0	1	1	3
• Dealing Sched I, II, or III Cntrld Sub	0	0	0	2
• Possession of Cocaine or Narcotic Drug	0	0	1	0
• Possession of Methamp Subst Tax	0	0	0	0
• Rape	0	0	0	0
• Robbery	0	0	2	8
• Sexual Misconduct with a Minor	0	0	0	0
Arson (35-43-1-1)	0	2	2	23
Attempt to Commit a Felony (35-41-5-1)	1	3	1	10
• Aggravated Battery	0	0	0	4
• Arson	0	0	0	1
• Battery	0	0	0	0
• Burglary	0	2	0	13
• Carjacking	0	0	0	1
• Child Molesting	0	0	0	1
• Criminal Confinement	0	0	0	0
• Criminal Deviate Conduct	0	0	0	1
• Dealing Cocaine or Narcotic Drug	0	0	0	3
• Dealing Methamphetamine	0	4	1	9
• Dealing Sched I, II, or III Cntrld Sub	0	0	1	1
• Escape	0	0	0	2
• Incest	0	0	0	0
• Murder	0	2	0	7
• Rape	0	2	0	2
• Robbery	1	0	3	13
• Sexual Misconduct with a Minor	0	0	0	2
• Voluntary Manslaughter	0	0	0	3
Battery (35-42-2-1)	0	3	2	9
Battery by Bodily Waste (35-42-2-6)	0	0	0	0
Burglary (35-43-2-1)	4	76	34	604
Carjacking (35-42-5-2)	1	1	1	16
Causing Suicide (35-42-1-2)	0	0	0	1
Child Molesting (35-42-4-3)	0	17	2	118
Conspiracy (35-41-5-2)	0	2	0	10
• Aggravated Battery	0	0	0	3
• Arson	0	0	0	0
• Burglary	0	3	4	7
• Dealing Cocaine or Narcotic Drug	1	1	3	24
• Dealing Methamphetamine	0	1	6	10
• Dealing Sched I, II, or III Cntrld Sub	0	0	1	6
• Murder	0	0	0	6
• Robbery	0	2	0	29
Consumer Product Tampering (35-45-8-1)	0	0	0	0
Criminal Confinement (35-42-3-3)	2	14	7	83
Criminal Deviate Conduct (35-42-4-2)	0	4	0	34
Dangerous Control of a Handgun (35-47-10-6)	0	0	0	0
Dealing Cocaine or Narcotic Drug (35-48-4-1)	4	83	38	522
Dealing Methamphetamine (35-48-4-1.1)	11	25	49	185
Dealing Sched I, II, or III Cntrld Sub (35-48-4-2)	12	23	57	154
Dealing Sched IV Cntrld Sub (35-48-4-3)	2	0	3	2
Dealing Sched V Cntrld Sub (35-48-4-4)	0	0	0	0
Escape (35-44-3-5)	0	0	0	1
Failure to Deposit Public Fund (5-13-14-3)	0	0	0	0
Felon in Possession of a Firearm (35-47-4-5)	0	18	0	113
Incest (35-46-1-3)	0	0	0	6
Misappr. of Insurance Escrow Funds (35-43-9-7B2)	0	0	0	0
Neglect of a Dependent (35-46-1-4)	0	1	6	12
Operating Machine Gun/Bomb (35-47-5-9)	0	0	0	1
Operating Vehicle Intoxicated/Death (9-30-5-5)	0	0	1	9
Possession of Cocaine or Narcotic Drug (35-48-4-6)	2	6	12	51
Possession Methamphetamine (35-48-4-6.1)	2	2	5	18
Possession Sched IV Cntrld Sub (35-48-4-7)	0	0	0	0
Prisoner Poss. Dang Device/Material (35-44-3-9.5)	0	1	0	1
Promoting Prostitution, under 18 (35-45-4-4)	0	0	0	0
Rape (35-42-4-1)	0	9	1	49
Resisting Law Enforcement (35-44-3-3)	0	0	0	3
Robbery (35-42-5-1)	1	55	18	325
Sexual Misconduct with a Minor (35-42-4-9)	0	16	6	102
Service Provider Misconduct (35-44-1-5)	2	0	2	0
Stalking (35-45-10-5)	0	0	0	1
Vicarious Sexual Gratification (35-42-4-5)	0	0	0	0
Voluntary Manslaughter (35-42-1-3)	0	1	1	6
Sub-Total	46	389	276	2,697

THE NUMBER OF OFFENSES

CLASS C OFFENSES:	This Month		This Fiscal Year	
	Female	Male	Female	Male
Aiding, Inducing or Causing an Offense (35-41-2-4)	0	1	0	3
• Aggravated Battery	0	0	0	0
• Battery	0	0	0	1
• Burglary	0	0	0	4
• Criminal Confinement	0	0	0	0
• Criminal Recklessness	0	0	0	1
• Dealing Cocaine or Narcotic Drug	0	0	0	1
• Dealing Marijuana	0	0	0	0
• Escape	0	1	0	2
• Forgery	0	0	0	0
• Fraud on Financial Institution	0	0	1	0
• Possession of a Schedule V Substance	0	0	0	0
• Reckless Homicide	0	0	0	0
• Robbery	2	2	4	7
• Security Sale Fraud	0	0	0	6
• Trafficking with an Inmate	0	0	1	0
Altered/Counterfeit Lotto Ticket (4-30-14-3)	0	0	0	0
Armor Piercing Handgun Ammo (35-47-5-11)	0	0	0	0
Arson (35-43-1-1)	0	0	0	0
Assisting a Criminal (35-44-3-2)	0	1	3	10
Attempt to Commit a Felony (35-41-5-1)	0	3	3	11
• Aggravated Battery	0	0	0	2
• Arson	0	0	0	0
• Auto Theft, Receiving Stolen Parts	0	0	0	2
• Battery	0	1	0	5
• Burglary	0	3	0	17
• Child Molesting	0	0	0	1
• Child Exploitation	0	0	0	0
• Controlled Substance Regist	0	0	0	0
• Criminal Confinement	0	0	0	0
• Criminal Deviate Conduct	0	0	0	0
• Dealing Cocaine or Narcotic Drug	0	0	0	0
• Dealing Marijuana/Hash	0	0	0	1
• Dealing Meth	0	0	0	1
• Dealing Sched I, II, or III Cntrld Sub	0	0	0	0
• Disarming a Law Enforcement Officer	0	0	0	0
• Escape	0	0	0	1
• Forgery	0	0	0	1
• Fraud on Financial Institution	0	0	0	0
• Incest	0	0	0	1
• Murder	0	0	0	0
• Possession of Cocaine or Narcotic Drug	0	1	0	1
• Possession of a Controlled Substance	0	0	0	0
• Rape	0	0	0	0
• Robbery	2	2	4	13
• Sexual Misconduct with a Minor	0	0	0	0
• Trafficking with an Inmate	0	0	0	1
Auto Theft, Receiving Stolen Parts (35-43-4-2.5)	0	6	0	68
Battery (35-42-2-1)	6	40	23	236
Battery by Bodily Waste (35-42-2-6)	0	0	0	2
Bribery (35-44-1-1)	0	0	0	2
Burglary (35-43-2-1)	1	78	15	518
Carrying Handgun w/o License (35-47-2-23)	0	13	0	143
Causing Suicide (35-42-1-2)	0	0	0	1
Check Fraud (35-43-5-12)	0	0	1	0
Child Exploitation (35-42-4-4)	0	2	0	9
Child Molesting (35-42-4-3)	0	37	0	212
Child Solicitation (35-42-4-6)	0	1	0	13
Conspiracy (35-41-5-2)	0	0	0	4
• Aggravated Battery	0	0	0	0
• Arson	0	0	0	0
• Battery	0	0	0	0
• Burglary	0	1	2	1
• Dealing Cocaine or Narcotic Drug	0	0	0	1
• Dealing a Look-alike Substance	0	1	0	3
• Dealing a Schedule IV Substance	0	0	0	0
• Dealing Marijuana/Hash	0	0	0	0
• Forgery	0	0	0	1
• Fraud on Financial Institution	0	0	0	1
• Murder	0	0	0	2
• Possession of Cocaine or Narcotic Drug	0	0	0	1
• Possession of Precursors	0	0	0	0
• Robbery	0	1	0	7
• Trafficking with an Inmate	0	0	0	0
Contribute to Delinquency (35-46-1-8)	0	1	0	1
Controlled Substance Registration (35-48-4-14)	1	0	2	2
Corrupt Business Influence (35-45-6-2)	0	1	2	3
Criminal Confinement (35-42-3-3)	0	6	0	30
Criminal Mischief (35-43-1-2)	0	0	0	4
Criminal Recklessness (35-42-2-2)	0	4	2	43
Dangerous Control of a Handgun (35-47-10-6)	0	0	0	0
Dangerous Possession of a Handgun (35-47-10-5)	0	0	0	0
Deadly Weapon-Aircraft (35-47-6-1)	0	0	0	0
Dealing Cocaine or Narcotic Drug (35-48-4-1)	0	0	1	3
Dealing Marijuana, Hash Oil, or Hashish (35-48-4-10)	1	5	2	34
Dealing/Poss Look-Alike Subs (35-48-4-4.6)	0	1	0	5
Dealing Sched IV Controlled Substance (35-48-4-3)	4	3	18	21
Dealing Sched V Controlled Substance (35-48-4-4)	0	0	0	1
Destroy Handgun I.D. (35-47-2-18)	0	1	0	10

CLASS C (Cont.)

THE NUMBER OF OFFENSES

	This Month		This Fiscal Year	
	Female	Male	Female	Male
Driving After Forfeiture (9-12-3-2)	0	0	1	1
Driving Intoxicated/Death (9-11-2-5)	0	0	0	0
Driving Suspended/Death (9-24-19-4)	0	0	0	0
Escape (35-44-3-5)	0	6	4	35
Explosive or Flammable Substance (35-47-5-1)	0	0	0	0
Failure to Register as a Sex Offender (5-2-12-9)	0	4	0	43
Failure to Stop Accident/Death (9-26-1-8)	0	1	0	3
Felon in Possession of a Firearm (35-47-4-5)	0	2	0	12
Feticide (35-42-1-6)	0	0	0	0
Firearm w/in One Mile of School (35-47-2-1)	0	3	2	15
Forged Prescription (16-6-8-3)	0	0	0	0
Forgery (35-43-5-2)	27	51	173	341
Fraud on Financial Institution (35-43-5-8)	2	6	10	33
Gang Intimidation (35-45-9-4)	0	0	0	1
Handgun Violation (35-47-2-7)	0	0	0	3
Home Improvement Fraud (35-43-6-13)	0	0	0	0
Incest (35-46-1-3)	0	1	0	5
Interference with Medical Services (35-42-2-8)	0	0	0	0
Intimidation (35-45-2-1)	0	5	1	47
Involuntary Manslaughter (35-42-1-4)	0	1	1	2
Loan Sharking (35-45-7-2)	0	0	0	0
Misappropriated Insurance Funds (35-43-9-7B1)	0	0	0	0
Money Laundering (35-45-15-5)	0	0	0	1
Neglect of a Dependent (35-46-1-4)	2	1	14	13
Non-Support of Dependent Child (35-46-1-5)	0	21	2	92
Obliterating Handgun I.D. (35-47-2-18)	0	0	0	0
Operating Vehicle w/Lifetime Suspension (9-30-10-17)	3	33	17	260
Operating Vehicle Intoxicated/Death (9-30-5-5)	0	2	0	12
Operating Vehicle-Habitual Violation (9-30-10-16)	0	0	0	3
Operating Vehicle Intoxicated/Injury (9-30-5-4)	0	1	3	11
Operating Vehicle-Schedule 1/Death (35-48-2-4)	0	0	0	0
Permitting Child to Possess Firearm (35-47-10-7)	0	0	0	0
Possession of Cocaine or Narcotic Drug (35-48-4-6)	5	27	21	173
Possession of Controlled Substance (35-48-4-7)	1	9	15	49
Possession of Marijuana (35-48-4-11)	0	0	0	1
Possession of Methamphetamine (35-48-4-6.1)	1	1	15	20
Possession of Precursors (35-48-4-14.5)	0	3	1	16
Possession/Use Legend Drug (16-42-19-27)	0	0	1	0
Possession - Destruct Device (35-47.5-5-2)	0	0	0	3
Possession - Explosives/Convicted Felon (35-47.5-5-3)	0	0	0	0
Possession - Machine Gun or Bomb (35-47-5-8)	0	0	0	0
Possession - Sawed-Off Shotgun (35-47-5-4.1)	0	0	0	1
Promoting Prostitution (35-45-4-4)	0	0	1	2
Prisoner Poss Dang Device/Material (35-44-3-9.5)	0	0	0	2
Reckless Homicide (35-42-1-5)	0	3	4	9
Remove/Alter Original VIN # (9-18-8-12)	0	0	0	0
Resisting Law Enforcement (35-44-3-3)	0	1	0	8
Robbery (35-42-5-1)	1	26	19	204
Security Sale Fraud (23-2-1-12)	0	0	2	3
Sexual Battery (35-42-4-8)	0	0	0	2
Sexual Misconduct with a Minor (35-42-4-9)	0	10	3	85
Stalking (35-45-10-5)	0	2	0	12
Theft, Receiving Stolen Property (35-43-4-2)	0	6	4	13
Trafficking with an Inmate (35-44-3-9)	2	0	11	3
Transfer Contaminated Bodily Fluid (35-42-1-7)	0	0	0	0
Unlawful Transaction as Agent (23-2-1-8)	0	0	0	0
Vicarious Sexual Gratification (35-42-4-5)	0	0	0	1
Violation of Custody Order (35-42-3-4)	0	0	0	0
Welfare Fraud (35-43-5-7)	0	1	3	1
Sub-Total	61	444	412	3,016

THE NUMBER OF OFFENSES

CLASS D OFFENSES:	This Month		This Fiscal Year	
	Female	Male	Female	Male
Abuse of a Corpse (35-45-11-1)	0	0	0	0
Accident/Failure to Stop (9-4-1-40)	0	1	0	3
Accident/Failure to Stop-Serious Inj/Death (9-26-1-8)	0	1	1	1
Aiding, Inducing or Causing an Offense (35-41-2-4)	0	0	0	6
• Aggravated Battery	0	0	0	0
• Arson	0	0	0	0
• Auto Theft, Receiving Stolen Parts	0	0	0	0
• Battery	0	0	0	1
• Burglary	0	1	0	1
• Carjacking	0	0	0	0
• Criminal Recklessness	0	0	0	0
• Dealing Cocaine or Narcotic Drug	0	0	0	1
• Dealing Sched I, II, or III Cntrld Sub	0	0	0	1
• Escape	0	0	0	0
• Forgery	0	0	0	0
• Possession of Controlled Substance	0	0	0	0
• Prescription Fraud	0	0	0	0
• Residential Entry	0	0	0	1
• Robbery	1	2	1	2
• Theft, Receiving Stolen Property	0	1	2	6
• Trafficking with an Inmate	0	0	0	0
Aid-Manufacture of Schedule 2 (35-48-4-2)	0	0	0	0
Animal Fight Contest (35-46-3-9)	0	0	1	0
Arson (35-43-1-1)	0	3	1	11
Assisting a Criminal (35-44-3-2)	0	1	1	9
Attempt to Commit a Felony (35-41-5-1)	0	0	7	19
• Aggravated Battery	0	0	0	1
• Arson	0	0	2	1
• Auto Theft, Receiving Stolen Parts	0	3	0	5
• Battery	0	2	0	3
• Battery with Bodily Waste	0	0	0	1
• Burglary	0	3	0	9
• Check Fraud	1	0	2	1
• Child Exploitation	0	0	0	0
• Controlled Substance Registration	0	1	1	3
• Criminal Confinement	0	0	0	0
• Cultivation of Marijuana	0	0	2	0
• Dealing Cocaine or Narcotic Drug	0	0	0	0
• Criminal Deviate Behavior	0	0	0	2
• Dealing Methamphetamine	0	2	0	3
• Dealing Sched I, II, or III Cntrld Sub	0	0	0	2
• Escape	0	0	0	1
• Forgery	0	0	0	0
• Fraud	0	0	0	1
• Murder	0	1	1	5
• Obstruction of Justice	0	0	0	0
• Possession of Cocaine or Narcotic Drug	0	0	0	1
• Possession of Controlled Substance	0	0	0	0
• Possession of Marijuana/Hash	0	0	0	1
• Possession of Methamp Substance Tax	0	0	0	0
• Possession of Controlled Substance Tax	0	0	0	1
• Possession/Use of Legend Drug	0	0	0	0
• Possession of Prescription/Aleg Drug	0	0	0	0
• Sex Predator Job Near Child	0	0	0	0
• Prescription Fraud	0	0	0	1
• Rape	0	0	0	0
• Residential Entry	0	1	0	9
• Robbery	0	1	0	9
• Theft, Receiving Stolen Property	0	0	8	26
• Trafficking with an Inmate	0	0	1	1
Auto Theft, Receiving Stolen Parts (35-43-4-2.5)	2	30	16	166
Battery (35-42-2-1)	7	24	28	147
Battery by Bodily Waste (35-42-2-6)	2	4	7	26
Bigamy (35-46-1-2)	0	0	0	0
Burglary (35-43-2-1)	0	0	0	0
Causing Suicide (35-42-1-2)	0	0	0	0
Cemetery Mischief (35-43-1-2.1)	0	0	0	0
Cheating at Gambling (4-33-10-2)	0	0	0	0
Check Deception (35-43-5-5)	0	0	0	3
Check Fraud (35-43-5-12)	2	1	22	20
Child Exploitation (35-42-4-4)	0	7	0	27
Child Molesting (35-42-4-3)	0	0	0	2
Child Pornography (35-42-4-4)	0	0	0	1
Child Seduction (35-42-4-7)	0	0	0	11
Child Solicitation (35-42-4-6)	0	1	1	10
Computer Tampering (35-43-1-4)	0	0	0	0
Conflict of Interest (35-44-1-3)	0	0	0	0
Conspiracy (35-41-5-2)	0	0	0	0
• Aggravated Battery	0	0	0	1
• Arson	0	0	0	0
• Battery	0	0	0	0
• Burglary	0	0	0	0
• Child Molesting	0	0	0	2
• Cultivation of Marijuana	0	0	0	0
• Dealing Cocaine or Narcotic Drug	0	0	0	1
• Dealing a Look-a-like	0	0	0	1
• Dealing Methamphetamine	0	0	0	0
• Dealing Sched I, II, or III Cntrld Sub	0	0	0	1
• Dealing Subst. Repr. As Cntrld Sub	0	0	1	0
• Forgery	0	0	0	0
• Fraud	0	0	0	0
• Murder	0	0	0	1
• Possession of Controlled Substance	0	0	0	0
• Possession of Cocaine or Narcotic Drug	0	0	0	0
• Robbery	0	1	0	1
• Intimidation	0	0	0	0
• Theft, Receiving Stolen Property	0	0	0	3
• Trafficking with an Inmate	0	0	0	0

THE NUMBER OF OFFENSES

CLASS D OFFENSES:	This Month		This Fiscal Year	
	Female	Male	Female	Male
Consumer Product Tampering (35-45-8-3)	0	0	0	0
Controlled Substance Registration (35-48-4-14)	5	3	16	19
Conversion (35-43-4-3)	0	0	1	0
Criminal Confinement (35-42-3-3)	0	10	1	87
Criminal Deviate Conduct (35-42-4-2)	0	0	1	0
Criminal Gang Activity (35-45-9-3)	0	0	2	10
Criminal Mischief (35-43-1-2)	0	5	0	31
Criminal Recklessness (35-42-2-2)	1	13	14	130
Criminal Trespass (35-43-2-2)	0	4	6	33
Cruelty to Animals (35-46-3-12)	0	0	0	1
Cruelty to Law Enforcement Animal (35-46-3-11)	0	0	0	0
Cultivation of Marijuana (35-48-4-1)	1	0	1	1
Dealing Counterfeit Substance (35-48-4-5)	0	0	0	2
Dealing Marijuana, Hash Oil, or Hashish (35-48-4-10)	1	15	4	70
Dealing Paraphernalia (35-48-4-8.2)	0	0	0	0
Dealing Sched V Controlled Substance (35-48-4-4)	0	0	0	1
Dealing Subs. Represent as Cntrld Subs. (35-48-4-4.5)	0	1	2	5
Dealing - Sawed-Off Shotgun (35-47-5-4.1)	0	2	0	7
Dispose Solid Waste (13-30-2-1)	0	0	0	0
Dissemination of Matter Harmful to Minor (35-49-3-3)	0	0	2	3
Domestic Battery (35-42-2-1.3)	1	26	7	207
Driving While Intoxicated (9-11-2-3)	4	24	20	181
Driving While Intoxicated/Injury (9-11-2-4)	0	0	0	0
Driving While Suspended/Oper Veh HTV (9-30-19-16)	0	4	1	33
Driving While Suspended/Restricted (9-24-18-5)	0	0	0	4
Dump Controlled Substance Waste (38-48-4-4.1)	0	2	0	6
Exploit Endangered Adult (35-46-1-12)	0	0	1	0
Failure to Appear (35-44-3-6)	0	1	3	14
Failure to Register as a Sex Offender (5-2-12-9)	0	17	1	108
Failure to Remit Money (6-3-4-8)	0	0	0	0
Failure to Remit Sales Tax (6-2.5-9-3)	0	0	0	0
Failure to Return to Lawful Detention (35-44-3-5)	2	21	30	125
Failure to Warn Comm Disease (35-42-1-9)	0	0	0	1
False Reporting (35-44-2-2)	0	0	0	2
Forged Prescription (16-6-8-3)	0	0	0	0
Forgery (35-43-5-2)	1	1	10	18
Fraud (35-43-5-4)	2	7	18	68
Ghost Employment (35-44-2-4)	0	0	0	0
Handgun Violation (35-47-2-1)	0	0	0	1
Hazardous Waste Activities (13-30-6-3)	0	0	0	0
Home Improvement Fraud (35-43-6-12)	0	1	0	1
Home Improvement Fraud/Enhanced (35-43-6-13)	0	1	0	1
Identity Deception (35-43-5-3.5)	2	3	11	23
Illegal Possession of Firearm - Prior Felon (35-47-4-4)	0	0	0	0
Illegal Possession of VIN Plate (9-18-8-15)	0	0	0	0
Impersonation of a Public Servant (35-44-2-3)	0	0	0	6
Incest (35-46-1-3)	0	0	0	0

CLASS D (Cont.)

	THE NUMBER OF OFFENSES			
	This Month		This Fiscal Year	
	Female	Male	Female	Male
Income Tax Evasion (6-3-6-11)	0	0	0	0
Intimidation (35-45-2-1)	4	16	5	139
Invasion of Privacy (35-46-1-15.1)	0	4	3	41
Involuntary Manslaughter (35-42-1-4)	0	0	0	0
Leaving Scene of Accident (9-4-1-42)	0	0	0	0
Loan Broker Violation (23-2-5-16)	0	0	0	0
Loan Sharking (35-45-7-2)	0	0	0	0
Maintaining a Common Nuisance (35-48-4-13)	2	8	19	64
Manufacture Paraphernalia (35-48-4-8.1)	0	0	0	0
Medicaid Fraud (35-43-5-7.1)	0	0	0	0
Moving Body from Scene of Death (36-2-14-17)	0	0	1	0
Neglect of a Dependent (35-46-1-4)	10	7	48	35
Non-Support of a Child (35-46-1-5)	1	17	5	91
Non-Support of a Spouse (35-46-1-6)	0	0	0	0
Obscene Performance (35-49-3-2)	0	0	0	0
Obstruction of Justice (35-44-3-4)	1	2	8	15
Official Misconduct (5-13-14-3)	0	0	0	4
Operating Vehicle-Habitual Violation (9-30-10-16)	3	30	17	193
Operating Vehicle Intoxicated (9-11-2-3)	0	1	0	1
Operating Vehicle Intoxicated-Endanger (9-30-5-2)	10	21	32	154
Operating Vehicle Intoxicated-Injury (9-22-2-4)	1	6	2	14
Operating Vehicle Intoxicated-Prior (9-30-5-3)	13	59	64	396
Operating Vehicle Intoxicated-Ser Injury (9-30-5-4)	0	0	0	0
Perjury (35-44-2-1)	0	0	3	9
Pointing a Firearm (35-47-4-3)	0	3	3	21
Poisoning (35-45-3-1)	0	0	0	0
Possession of Cocaine or Narcotic Drug (35-48-4-6)	7	39	54	259
Possession of Controlled Substance (35-48-4-7)	9	47	109	329
Possession of Controlled Substance Tax (6-7-3-11)	0	2	5	27
Poss of Marijuana, Hash Oil, or Hashish (35-48-4-11)	2	46	17	365
Possession of Marijuana Subst Tax (6-7-3-11)	0	0	0	10
Possession of Methamphetamine (35-48-4-6.1)	3	2	22	26
Possession of Methamp Subst Tax (6-7-3-11-B)	5	11	26	79
Possession of Paraphernalia (35-48-4-8.3)	5	15	35	60
Possession of Precursors (35-48-4-14.5)	4	9	15	81
Possession of Presc/Aleg Drug (35-48-3-9)	0	1	3	20
Possession/Use of Legend Drug (16-42-19-13)	0	0	3	8
Possession - Firearm-School Property (35-47-9-2)	0	0	0	0
Possession - Handgun w/o License (35-47-2-23)	0	0	0	1
Possession - Sawed-Off Shotgun (35-47-5-4.1)	0	0	0	0
Possession - Syringe/Needle (16-42-19-18)	0	1	7	21
Possession Vehicle w/Altered or Removed ID (9-1-5-1)	0	0	0	0
Prescription Fraud (35-43-5-1)	2	1	7	2
Promoting Professional Gambling (35-45-5-4)	0	0	0	0
Prostitution (35-45-4-2)	11	0	54	2

CLASS D (Cont.)

	THE NUMBER OF OFFENSES			
	This Month		This Fiscal Year	
	Female	Male	Female	Male
Public Indecency (35-45-4-1)	0	0	2	9
Public Intoxication (7-15-1-3)	0	0	0	0
Rape (35-42-4-1)	0	0	0	0
Residential Entry (35-43-2-1.5)	4	18	14	139
Resisting Law Enforcement (35-44-3-3)	0	49	11	346
Rioting (35-45-1-2)	0	0	0	0
Sale, Dist, or Exhibit of Obscene Material (35-49-3-1)	0	0	0	0
Sale of Legend Drug (16-42-19-11)	0	0	0	4
Sexual Battery (35-42-4-8)	0	6	0	41
Sexual Misconduct (35-44-1-5)	0	0	0	1
Sexual Misconduct with a Minor (35-42-4-9)	0	2	0	15
Sex Offender Residency Restrictions (35-42-4-11)	0	1	0	6
Stalking (35-45-10-5)	0	2	0	8
Strangulation (35-42-2-9)	0	18	8	97
Theft, Receiving Stolen Property (35-43-4-2)	71	258	522	1734
Trafficking with an Inmate (35-44-3-9)	1	0	1	0
Unlawful Delivery of Confiscated Firearm (35-47-3-4)	0	0	0	0
Unlawful Use of Body Armor (35-47-5-13)	0	0	0	0
Unlawful Use of Stun Gun (35-47-8-5)	0	0	0	0
Use of Stun Gun (35-47-8-5)	0	0	0	0
Uttering Forged Prescription (16-42-19-26)	0	0	0	0
Vicarious Sexual Gratification (35-42-4-5)	0	1	0	9
Violation-1935 Firearms (35-47-5-4.1)	0	1	1	2
Violation of Custody Order (35-42-3-4)	0	0	0	0
Violation of Fuel Statute (6-6-4.1-18)	0	1	0	1
Visit Place Unlawfully Selling Alcohol (7.1-5-10-21)	0	0	0	0
Vote in Other Precinct (3-14-2-11)	0	0	0	0
Voyeurism (35-45-4-5)	0	0	0	4
Welfare Fraud (35-43-5-7)	0	0	1	0
Sub-Total	204	958	1,385	6,655
HABITUAL OFFENSES:				
Habitual Offender (35-50-2-8)	0	0	0	8
Habitual Offender Controlled Substance (35-50-2-10)	0	0	0	10
Habitual Offender Substance Abuse (35-50-2-10)	0	1	0	2
Habitual Offender Traffic Laws (9-30-10-4)	0	0	0	1
Repeat Sex Offender Enhancement (35-50-2-14)	0	0	0	1
Sub-Total	0	1	0	22
GRAND TOTAL NUMBER OF OFFENSES	312	1,859	2,113	12,843

Note: Offense data may not be available for all offenders at the time this table was prepared.
 The original committing offenses for technical parole violators and technical Community Transition Program violators are reported on this table.

Source: SAS - admoffenses7.pgm

Indiana Department of Correction
Table 10
The Number of Felons by Most Serious Offense
Committed to the Indiana Department of Correction

January 2011

MOST SERIOUS OFFENSE - (Citation Code)	THE NUMBER OF FELONS			
	This Month		This Fiscal Year	
	Female	Male	Female	Male
MURDER (35-42-1-1)	<u>0</u>	<u>4</u>	<u>5</u>	<u>52</u>
Sub-Total	0	4	5	52
CLASS A OFFENSES:				
Aiding, Inducing or Causing an Offense (35-41-2-4)	0	0	0	0
• Burglary	0	0	0	0
• Dealing in Methamphetamine	0	0	0	1
• Murder	0	0	1	1
• Robbery	0	0	0	2
Arson (35-43-1-1)	0	0	0	0
Attempt to Commit a Felony (35-41-5-1)	0	0	0	0
• Burglary	0	0	0	0
• Child Molesting	0	0	0	0
• Murder	0	4	0	16
• Robbery	0	0	0	0
• Rape	0	0	0	0
• Theft/Recv Stolen Property	0	0	0	0
• Voluntary Manslaughter	0	0	0	1
Battery (35-42-2-1)	0	0	0	2
Battery Bodily Waste (35-42-2-6)	0	0	0	0
Battery Child w/Death (35-42-2-1(5))	0	0	0	0
Burglary (35-43-2-1)	0	1	0	15
Child Molesting (35-42-4-3)	0	11	4	63
Conspiracy (35-41-5-2)	0	0	0	0
• Burglary	0	0	1	1
• Carjacking	0	0	0	0
• Child Molesting	0	0	0	1
• Dealing Cocaine or Narcotic Drug	0	1	0	9
• Dealing Methamphetamine	0	0	0	1
• Kidnapping	0	0	0	0
• Murder	0	1	0	5
• Robbery	0	0	0	4
Criminal Deviate Conduct (35-42-4-2)	0	2	0	6
Dealing Cocaine or Narcotic Drug (35-48-4-1)	1	16	8	90
Dealing Methamphetamine (35-48-4-1.1)	0	2	8	21
Dealing Sched I, II, or III Cntrld Sub (35-48-4-2)	0	1	3	15
Fail to Stop Accident w/Injury (9-26-1-1)	0	0	0	0
Kidnapping (35-42-3-2)	0	0	0	0
Neglect of a Dependent/Death (35-46-1-4)	0	1	0	2
Possession of Cocaine or Narcotic Drug (35-48-4-6)	0	1	1	3
Possession of Methamphetamine (35-48-4-6.1)	0	0	0	0
Rape (35-42-4-1)	0	0	0	4
Robbery (35-42-5-1)	0	3	0	20
Sexual Misconduct with a Minor (35-42-4-9)	0	0	0	0
Vicarious Sexual Gratification (35-42-4-5)	0	0	0	0
Voluntary Manslaughter (35-42-1-3)	<u>0</u>	<u>1</u>	<u>2</u>	<u>9</u>
Sub-Total	1	45	28	292

THE NUMBER OF FELONS

CLASS B OFFENSES:	This Month		This Fiscal Year	
	Female	Male	Female	Male
Accident/Failure to Stop-Serious Inj/Death (9-26-1-8)	0	0	0	2
Aggravated Battery (35-42-2-1.5)	0	2	3	39
Aiding, Inducing or Causing an Offense (35-41-2-4)	0	0	0	0
• Aggravated Battery	0	0	0	0
• Arson	0	1	1	1
• Burglary	0	1	1	4
• Carjacking	0	0	0	0
• Dealing Cocaine or Narcotic Drug	0	0	0	5
• Dealing Methamphetamine	0	1	1	1
• Dealing Sched I, II, or III Cntrld Sub	0	0	0	2
• Possession of Cocaine or Narcotic Drug	0	0	1	0
• Possession of Methamp Subst Tax	0	0	0	0
• Robbery	0	0	2	6
• Sexual Misconduct with a Minor	0	0	0	0
Arson (35-43-1-1)	0	2	2	18
Attempt to Commit a Felony (35-41-5-1)	0	0	0	0
• Aggravated Battery	0	0	0	4
• Arson	0	0	0	1
• Burglary	0	2	0	13
• Carjacking	0	0	0	1
• Child Molesting	0	0	0	1
• Criminal Confinement	0	0	0	0
• Criminal Deviate Conduct	0	0	0	2
• Dealing Cocaine or Narcotic Drug	0	0	0	3
• Dealing Methamphetamine	0	3	1	8
• Dealing Sched I, II, or III Cntrld Sub	0	0	1	1
• Escape	0	0	0	2
• Incest	0	0	0	0
• Rape	0	0	0	0
• Robbery	1	2	3	14
• Sexual Misconduct with a Minor	0	0	0	2
• Voluntary Manslaughter	0	0	0	2
Battery (35-42-2-1)	0	3	8	9
Battery by Bodily Waste (35-42-2-6)	0	0	0	0
Burglary (35-43-2-1)	4	63	27	451
Carjacking (35-42-5-2)	1	0	1	15
Causing Suicide (35-42-1-2)	0	0	0	1
Child Molesting (35-42-4-3)	0	13	2	89
Conspiracy (35-41-5-2)	0	0	0	0
• Aggravated Battery	0	0	0	2
• Arson	0	0	0	0
• Burglary	1	3	5	7
• Dealing Cocaine or Narcotic Drug	0	1	1	24
• Dealing Methamphetamine	0	1	6	10
• Dealing Sched I, II, or III Cntrld Sub	0	0	1	5
• Possession of Cocaine or Narcotic Drug	0	0	1	0
• Robbery	0	2	0	27
Criminal Confinement (35-42-3-3)	2	6	5	39
Criminal Deviate Conduct (35-42-4-2)	0	3	0	21
Dangerous Control of a Handgun (35-47-10-6)	0	0	0	0
Dealing Cocaine or Narcotic Drug (35-48-4-1)	4	59	34	428
Dealing Methamphetamine (35-48-4-1.1)	6	23	44	156
Dealing Sched I, II, or III Cntrld Sub (35-48-4-2)	12	18	48	133
Dealing Sched IV Cntrld Sub (35-48-4-3)	2	0	3	2
Dealing Sched V Cntrld Sub (35-48-4-4)	0	0	0	0
Escape (35-44-3-5)	0	0	0	0
Failure to Deposit Public Fund (5-13-14-3)	0	0	0	0
Felon in Possession of a Firearm (35-47-4-5)	0	13	0	84
Incest (35-46-1-3)	0	0	0	4
Misappr. of Insurance Escrow Funds (35-43-9-7B2)	0	0	0	0
Neglect of a Dependent (35-46-1-4)	0	1	5	9
Operating Machine Gun/Bomb (35-47-5-9)	0	0	0	1
Operating Vehicle Intoxicated/Death (9-30-5-5)	0	0	1	8
Possession of Cocaine or Narcotic Drug (35-48-4-6)	1	5	9	43
Possession Methamphetamine (35-48-4-6.1)	2	2	5	16
Possession Sched IV Cntrld Sub (35-48-4-7)	0	0	0	0
Prisoner Poss. Dang Device/Material (35-44-3-9.5)	0	0	0	0
Promoting Prostitution, under 18 (35-45-4-4)	0	0	0	0
Rape (35-42-4-1)	0	9	1	41
Resisting Law Enforcement (35-44-3-3)	0	0	0	2
Robbery (35-42-5-1)	1	38	13	235
Service Provider Misconduct (35-44-1-5)	1	0	1	0
Sexual Misconduct with a Minor (35-42-4-9)	0	9	4	72
Stalking (35-45-10-5)	0	0	0	1
Vicarious Sexual Gratification (35-42-4-5)	0	0	0	0
Voluntary Manslaughter (35-42-1-3)	0	1	1	6
Sub-Total	38	287	242	2,073

CLASS C OFFENSES:	THE NUMBER OF FELONS			
	This Month		This Fiscal Year	
	Female	Male	Female	Male
Aiding, Inducing or Causing an Offense (35-41-2-4)	0	0	0	0
• Battery	0	0	0	1
• Burglary	0	0	0	4
• Criminal Confinement	0	0	0	0
• Criminal Recklessness	0	0	0	1
• Escape	0	1	0	2
• Forgery	0	0	0	0
• Fraud on Financial Institution	0	0	1	0
• Reckless Homicide	0	0	0	0
• Robbery	2	2	4	7
• Security Sale Fraud	0	0	0	1
• Trafficking with an Inmate	0	0	1	0
Altered/Counterfeit Lotto Ticket (4-30-14-3)	0	0	0	0
Armor Piercing Handgun Ammo (35-47-5-11)	0	0	0	0
Arson (35-43-1-1)	0	0	0	0
Assisting a Criminal (35-44-3-2)	0	0	1	6
Attempt to Commit a Felony (35-41-5-1)	0	0	0	0
• Arson	0	0	0	0
• Auto Theft, Receiving Stolen Parts	0	0	0	1
• Battery	0	1	0	5
• Burglary	0	1	0	12
• Child Molesting	0	0	0	0
• Controlled Substance Regist	0	0	0	0
• Dealing Marijuana/Hash	0	0	0	1
• Disarm an Officer	0	0	0	0
• Escape	0	0	0	0
• Forgery	0	0	0	1
• Fraud on Financial Institution	0	0	0	0
• Incest	0	0	0	1
• Possession of a Controlled Substance	0	1	0	1
• Robbery	2	2	4	9
• Sexual Misconduct with a Minor	0	0	0	0
• Trafficking with an Inmate	0	0	0	1
Auto Theft, Receiving Stolen Parts (35-43-4-2.5)	0	4	0	46
Battery (35-42-2-1)	6	32	23	197
Battery by Bodily Waste (35-42-2-6)	0	0	0	0
Bribery (35-44-1-1)	0	0	0	2
Burglary (35-43-2-1)	1	44	9	350
Carrying Handgun w/o License (35-47-2-23)	0	7	0	91
Check Fraud (35-43-5-12)	0	0	0	0
Child Exploitation (35-42-4-4)	0	2	0	9
Child Molesting (35-42-4-3)	0	26	0	136
Child Solicitation (35-42-4-6)	0	1	0	11
Conspiracy (35-41-5-2)	0	0	0	0
• Battery	0	0	1	0
• Burglary	0	1	1	1
• Dealing Cocaine/Narcotics	0	0	0	0
• Dealing/Poss. Of Look-Alike	0	1	0	3
• Dealing Marijuana	0	0	0	0
• Dealing a Schedule IV Substance	0	0	0	0
• Forgery	0	0	0	1
• Fraud on Financial Institution	0	0	0	1
• Possession of Cocaine/Narcotics	0	0	0	2
• Robbery	0	0	0	3
• Trafficking with an Inmate	0	0	0	0
Contribute to Delinquency (35-46-1-8)	0	1	0	1
Controlled Substance Registration (35-48-4-14)	1	0	2	2
Corrupt Business Influence (35-45-6-2)	0	1	1	1
Criminal Confinement (35-42-3-3)	0	5	0	17
Criminal Mischief (35-43-1-2)	0	0	0	3
Criminal Recklessness (35-42-2-2)	0	4	2	34
Dangerous Control of a Handgun (35-47-10-6)	0	0	0	0
Dangerous Possession of a Handgun (35-47-10-5)	0	0	0	0
Deadly Weapon-Aircraft (35-47-6-1)	0	0	0	0
Dealing Cocaine or Narcotic Drug (35-48-4-1)	0	0	1	2
Dealing Marijuana, Hash Oil, or Hashish (35-48-4-10)	0	4	1	30
Dealing/Poss. Look-Alike Subs (35-48-4-4.6)	0	0	0	2
Dealing Sched IV Controlled Substance (35-48-4-3)	3	3	12	17
Dealing Sched V Controlled Substance (35-48-4-4)	0	0	0	1
Destroy Handgun I.D. (35-47-2-18)	0	1	0	9
Driving After Forfeiture (9-12-3-2)	0	0	1	1
Driving Intoxicated/Death (9-11-2-5)	0	0	0	0
Driving Suspended/Death (9-24-19-4)	0	0	0	0
Escape (35-44-3-5)	0	6	3	26
Explosive or Flammable Substance (35-47-5-1)	0	0	0	0
Failure to Register as a Sex Offender (5-2-12-9)	0	3	0	37
Failure to Stop Accident/Death (9-26-1-8)	0	1	0	3
Felon in Possession of a Firearm (35-47-4-5)	0	2	0	9
Feticide (35-42-1-6)	0	0	0	0
Firearm w/in One Mile of School (35-47-2-1)	0	2	1	9

CLASS C (Cont.)

THE NUMBER OF FELONS

	This Month		This Fiscal Year	
	Female	Male	Female	Male
Forged Prescription (16-6-8-3)	0	0	0	0
Forgery (35-43-5-2)	15	33	126	188
Fraud on Financial Institution (35-43-5-8)	2	5	6	24
Gang Intimidation (35-45-9-4)	0	0	0	1
Handgun Violation (35-47-2-7)	0	0	0	2
Home Improvement Fraud (35-43-6-13)	0	0	0	0
Incest (35-46-1-3)	0	0	0	3
Interference with Medical Services (35-42-2-8)	0	0	0	0
Intimidation (35-45-2-1)	0	4	1	29
Involuntary Manslaughter (35-42-1-4)	0	1	1	2
Loan Sharking (35-45-7-2)	0	0	0	0
Misappropriated Insurance Funds (35-43-9-7B1)	0	0	0	0
Money Laundering (35-45-15-5)	0	0	0	1
Neglect of a Dependent (35-46-1-4)	1	1	7	6
Non-Support of Dependent Child (35-46-1-5)	0	17	1	78
Obliterating Handgun I.D. (35-47-2-18)	0	0	0	0
Operating Vehicle-Habitual Violation (9-30-10-16)	0	0	0	3
Operating Vehicle w/Lifetime Suspension (9-30-10-17)	2	21	15	211
Operating Vehicle Intoxicated/Death (9-30-5-5)	0	1	0	8
Operating Vehicle Intoxicated/Injury (9-30-5-4)	0	1	3	10
Operating Vehicle-Schedule 1/Death (35-48-2-4)	0	0	0	0
Permitting Child to Possess Firearm (35-47-10-7)	0	0	0	0
Possession of Cocaine or Narcotic Drug (35-48-4-6)	4	19	16	124
Possession of Controlled Substance (35-48-4-7)	0	8	12	39
Possession of Marijuana (35-48-4-11)	0	0	0	0
Possession of Precursors (35-48-4-14.5)	0	1	0	10
Possession/Use Legend Drug (16-42-19-27)	0	0	1	0
Possession - Destruct Device (35-47.5-5-2)	0	0	0	3
Possession - Explosives/Convicted Felon (35-47.5-5-3)	0	0	0	0
Possession - Machine Gun or Bomb (35-47-5-8)	0	0	0	0
Possession Methamphetamine (35-48-4-6.1)	1	1	2	2
Possession - Sawed-Off Shotgun (35-47-5-4.1)	0	0	0	0
Promoting Prostitution (35-45-4-4)	0	0	1	1
Prisoner Poss. Dang Device/Material (35-44-3-9.5)	0	0	0	0
Reckless Homicide (35-42-1-5)	0	3	4	9
Remove/Alter Original VIN # (9-18-8-12)	0	0	0	0
Resisting Law Enforcement (35-44-3-3)	0	1	0	4
Robbery (35-42-5-1)	1	17	15	138
Security Sale Fraud (23-2-1-12)	0	0	1	1
Sexual Battery (35-42-4-8)	0	0	0	1
Sexual Misconduct with a Minor (35-42-4-9)	0	6	3	62
Stalking (35-45-10-5)	0	2	0	10
Theft, Receiving Stolen Property (35-43-4-2)	0	2	4	3
Trafficking with an Inmate (35-44-3-9)	0	0	9	2
Transfer Contaminated Bodily Fluid (35-42-1-7)	0	0	0	0
Vicarious Sexual Gratification (35-42-4-5)	0	0	0	1
Violation of Custody Order (35-42-3-4)	0	0	0	0
Welfare Fraud (35-43-5-7)	0	1	3	1
Sub-Total	41	304	300	2,088

CLASS D OFFENSES:	THE NUMBER OF FELONS			
	This Month		This Fiscal Year	
	Female	Male	Female	Male
Accident/Failure to Stop (9-4-1-40)	0	0	0	1
Accident/Failure to Stop-Serious Inj/Death (9-26-1-8)	0	0	1	0
Aiding, Inducing or Causing an Offense (35-41-2-4)	0	0	0	0
• Auto Theft, Receiving Stolen Parts	0	0	0	0
• Criminal Recklessness	0	0	0	0
• Obstruction of Justice	0	0	0	0
• Residential Entry	0	0	0	0
• Pointing a Firearm	0	1	0	1
• Possession of Controlled Substance	0	0	0	0
• Prescription Fraud	0	0	0	0
• Residential Entry	0	0	0	3
• Theft, Receiving Stolen Property	1	2	2	6
• Trafficking with an Offender	0	0	0	0
• Voyuerism	0	0	0	0
Aid-Manufacture of Schedule 2 (35-48-4-2)	0	0	0	0
Animal Fight Contest (35-46-3-9)	0	0	1	0
Arson (35-43-1-1)	0	3	1	7
Assisting a Criminal (35-44-3-2)	0	1	0	5
Attempt to Commit a Felony (35-41-5-1)	0	0	0	0
• Arson	0	0	1	1
• Auto Theft, Receiving Stolen Parts	0	1	0	1
• Battery with Bodily Waste	0	0	0	1
• Check Fraud	1	0	1	1
• Child Solicitation	0	0	0	0
• Controlled Substance Registration	0	1	1	2
• Cultivate Marijuana	0	0	1	0
• Dealing Subs. Represent as Cntrl'd Subs.	0	0	0	0
• Escape	0	0	0	0
• Fraud	0	0	0	1
• Obstruction of Justice	0	0	0	0
• Possession of Cocaine or Narcotic Drug	0	0	0	1
• Possession of Controlled Substance	0	0	0	0
• Possession of Cont. Subs Tax	0	0	0	1
• Possession of Marijuana/Hash	0	0	0	1
• Possession of Meth. Subs Tax	0	0	0	0
• Possession of Presc/Aleg Drug	0	0	0	0
• Possession/Use of Legend Drug	0	0	0	0
• Prescription Fraud	0	0	0	1
• Sex Predator Job Near Child	0	0	0	0
• Residential Entry	0	1	0	4
• Sexual Battery	0	0	0	0
• Theft, Receiving Stolen Property	0	6	8	27
• Trafficking with an Offender	0	0	0	0
Auto Theft, Receiving Stolen Parts (35-43-4-2.5)	1	14	9	77
Battery (35-42-2-1)	5	17	11	77
Battery by Bodily Waste (35-42-2-6)	0	0	5	12
Bigamy (35-46-1-2)	0	0	0	0
Burglary (35-43-2-1)	0	0	0	0
Causing Suicide (35-42-1-2)	0	0	0	0
Cemetery Mischief (35-43-1-2.1)	0	0	0	0
Cheating at Gambling (4-33-10-2)	0	0	0	0
Check Deception (35-43-5-5)	0	0	0	0
Check Fraud (35-43-5-12)	2	1	7	12
Child Exploitation (35-42-4-4)	0	2	0	6
Child Molesting (35-42-4-3)	0	0	0	1
Child Pornography (35-42-4-4)	0	0	0	1
Child Seduction (35-42-4-7)	0	0	0	3
Child Solicitation (35-42-4-6)	0	1	0	7
Computer Tampering (35-43-1-4)	0	0	0	0
Conflict of Interest (35-44-1-3)	0	0	0	0
Conspiracy (35-41-5-2)	0	0	0	0
• Check Fraud	0	0	0	0
• Cultivate Marijuana	0	0	0	0
• Dealing Marijuana/Hash	0	0	0	1
• Dealing a Subst. Represented as Contr. Subst.	0	0	1	0
• Intimidation	0	0	0	0
• Fraud	0	0	0	0
• Obstruction of Justice	0	0	0	0
• Possession of Cocaine or Narcotic Drug	0	0	0	0
• Possession of Controlled Substance	0	0	0	0
• Theft, Receiving Stolen Property	0	0	0	4
• Trafficking with an Offender	0	0	0	1
Controlled Substance Registration (35-48-4-14)	2	3	10	8
Conversion (35-43-4-3)	0	0	0	0
Criminal Confinement (35-42-3-3)	0	7	0	44
Criminal Deviate Conduct (35-42-4-2)	0	0	1	0
Criminal Gang Activity (35-45-9-3)	0	0	0	5
Criminal Mischief (35-43-1-2)	0	2	0	10
Criminal Recklessness (35-42-2-2)	1	8	7	75
Criminal Trespass (35-43-2-2)	0	2	5	19
Cruelty to Animals (35-46-3-12)	0	0	0	1
Cultivation of Marijuana (35-48-4-1)	1	0	0	1

CLASS D (Cont.)

THE NUMBER OF FELONS

	This Month		This Fiscal Year	
	Female	Male	Female	Male
Dealing Counterfeit Substance (35-48-4-5)	0	0	0	1
Dealing Marijuana, Hash Oil, or Hashish (35-48-4-10)	1	11	3	28
Dealing Paraphernalia (35-48-4-8.2)	0	0	0	0
Dealing Sched V Controlled Substance (35-48-4-4)	0	0	0	1
Dealing Subs. Represent as Cntrld Subs. (35-48-4-4.5)	0	0	1	4
Dealing - Sawed-Off Shotgun (35-47-5-4.1)	0	1	0	3
Dispose Solid Waste (13-30-2-1)	0	0	0	0
Dissemination of Matter Harmful to Minor (35-49-3-3)	0	0	0	2
Domestic Battery (35-42-2-1.3)	1	21	6	124
Driving While Intoxicated (9-11-2-3)	3	17	15	122
Driving While Intoxicated/Injury (9-11-2-4)	0	0	0	0
Driving While Suspended/Oper Veh HTV (9-30-19-16)	0	2	1	19
Driving While Suspended/Restricted (9-24-18-5)	0	0	0	3
Dump Controlled Substance Waste (38-48-4-4.1)	0	1	0	0
Exploit Endangered Adult (35-46-1-12)	0	0	1	0
Failure to Appear (35-44-3-6)	0	1	1	5
Failure to Register as a Sex Offender (5-2-12-9)	0	12	1	50
Failure to Remit Money (6-3-4-8)	0	0	0	0
Failure to Remit Sales Tax (6-2.5-9-3)	0	0	0	0
Failure to Return to Lawful Detention (35-44-3-5)	1	4	7	42
Failure to Warn Comm Disease (35-42-1-9)	0	0	0	1
False Reporting (35-44-2-2)	0	0	0	2
Forged Prescription (16-6-8-3)	0	0	0	0
Forgery (35-43-5-2)	0	1	8	9
Fraud (35-43-5-4)	2	2	8	26
Ghost Employment (35-44-2-4)	0	0	0	0
Handgun Violation (35-47-2-1)	0	0	0	1
Hazardous Waste Activities (13-30-6-3)	0	0	0	0
Home Improvement Fraud (35-43-6-12)	0	0	0	0
Home Improvement Fraud/Enhanced (35-43-6-13)	0	0	0	0
Identity Deception (35-43-5-3.5)	1	1	7	12
Illegal Possession of Firearm - Prior Felon (35-47-4-4)	0	0	0	0
Illegal Possession of VIN Plate (9-18-8-15)	0	0	0	0
Impersonation of a Public Servant (35-44-2-3)	0	0	0	0
Incest (35-46-1-3)	0	0	0	0
Income Tax Evasion (6-3-6-11)	0	0	0	0
Intimidation (35-45-2-1)	1	8	0	68
Invasion of Privacy (35-46-1-15.1)	0	3	2	22
Involuntary Manslaughter (35-42-1-4)	0	0	0	0

CLASS D (Cont.)

THE NUMBER OF FELONS

	This Month		This Fiscal Year	
	Female	Male	Female	Male
Leaving Scene of Accident (9-4-1-42)	0	0	0	0
Loan Sharking (35-45-7-2)	0	0	0	0
Maintaining a Common Nuisance (35-48-4-13)	2	4	13	22
Manufacture Paraphernalia (35-48-4-8.1)	0	0	0	0
Medicaid Fraud (35-43-5-7.1)	0	0	0	0
Moving Body from Scene of Death (36-2-14-17)	0	0	0	0
Neglect of a Dependent (35-46-1-4)	5	2	18	12
Non-Support of a Child (35-46-1-5)	0	13	4	60
Non-Support of a Spouse (35-46-1-6)	0	0	0	0
Obscene Performance (35-49-3-2)	0	0	0	0
Obstruction of Justice (35-44-3-4)	0	0	2	9
Official Misconduct (5-13-14-3)	0	0	0	1
Operating Vehicle-Habitual Violation (9-30-10-16)	2	21	7	92
Operating Vehicle Intoxicated (9-11-2-3)	0	1	0	1
Operating Vehicle Intoxicated-Endanger (9-30-5-2)	10	15	19	104
Operating Vehicle Intoxicated-Injury (9-22-2-4)	0	4	1	3
Operating Vehicle Intoxicated-Prior (9-30-5-3)	10	44	40	230
Operating Vehicle Intoxicated-Ser Injury (9-30-5-4)	0	0	0	0
Perjury (35-44-2-1)	0	0	1	6
Pointing a Firearm (35-47-4-3)	0	0	0	6
Poisoning (35-45-3-1)	0	0	0	0
Possession of Cocaine or Narcotic Drug (35-48-4-6)	7	28	34	135
Possession of Controlled Substance (35-48-4-7)	6	31	65	174
Possession of Controlled Substance Tax (6-7-3-11)	0	0	1	2
Poss. of Marijuana, Hash Oil, or Hashish (35-48-4-11)	2	31	10	211
Possession of Methamphetamine (35-48-4-6.1)	2	0	11	15
Possession of Marijuana Subst Tax (6-7-3-11)	0	0	7	0
Possession of Methamp Subst Tax (6-7-3-11-B)	3	7	9	49
Possession of Paraphernalia (35-48-4-8.3)	3	10	21	23
Possession of Precursors (35-48-4-14.5)	3	6	8	40
Possession of Presc/Aleg Drug (35-48-3-9)	0	1	0	12
Possession/Use of Legend Drug (16-42-19-13)	0	0	3	2
Possession - Firearm-School Property (35-47-9-2)	0	0	0	0
Possession - Handgun w/o License (35-47-2-23)	0	0	0	0
Possession - Sawed-Off Shotgun (35-47-5-4.1)	0	0	0	0
Possession - Syringe/Needle (16-42-19-18)	0	0	2	8
Possession Vehicle w/Altered or Removed ID (9-1-5-1)	0	0	0	0
Prescription Fraud (35-43-5-1)	2	1	3	1
Promoting Professional Gambling (35-45-5-4)	0	0	0	0
Prostitution (35-45-4-2)	9	0	30	1

CLASS D (Cont.)

THE NUMBER OF FELONS

	This Month		This Fiscal Year	
	Female	Male	Female	Male
Public Indecency (35-45-4-1)	0	0	2	4
Public Intoxication (7-15-1-3)	0	0	0	0
Rape (35-42-4-1)	0	0	0	0
Residential Entry (35-43-2-1.5)	3	8	6	68
Resisting Law Enforcement (35-44-3-3)	0	22	5	120
Rioting (35-45-1-2)	0	0	0	0
Sale, Dist, or Exhibit of Obscene Material (35-49-3-1)	0	0	0	1
Sale of Legend Drug (16-42-19-11)	0	0	0	2
Sexual Battery (35-42-4-8)	0	2	0	21
Sexual Misconduct (35-44-1-5)	0	0	0	0
Sexual Misconduct with a Minor (35-42-4-9)	0	1	0	11
Sex Offender Residency Restrictions (35-42-4-11)	0	0	0	3
Stalking (35-45-10-5)	0	2	0	3
Strangulation (35-42-2-9)	0	14	2	48
Theft, Receiving Stolen Property (35-43-4-2)	48	133	288	841
Trafficking with an Inmate (35-44-3-9)	1	0	0	0
Unlawful Delivery of Confiscated Firearm (35-47-3-4)	0	0	0	0
Unlawful Use of Body Armor (35-47-5-13)	0	0	0	0
Unlawful Use of Stun Gun (35-47-8-5)	0	0	0	0
Use of Stun Gun (35-47-8-5)	0	0	0	0
Uttering Forged Prescription (16-42-19-26)	0	0	0	0
Vicarious Sexual Gratification (35-42-4-5)	0	1	0	1
Violation-1935 Firearms (35-47-5-4.1)	0	0	0	1
Violation of Custody Order (35-42-3-4)	0	0	1	0
Violation of Fuel Statute (6-6-4.1-18)	0	1	0	1
Visit Place Unlawfully Selling Alcohol (7.1-5-10-21)	0	0	0	0
Vote in Other Precinct (3-14-2-11)	0	0	0	0
Voyeurism (35-45-4-5)	0	0	0	2
Welfare Fraud (35-43-5-7)	0	0	1	0
Sub-Total	142	561	748	3,321

HABITUAL OFFENSES:

Habitual Offender (35-50-2-8)	0	0	0	1
Habitual Offender Controlled Substance (35-50-2-10)	0	0	0	0
Habitual Offender Substance Abuse (35-50-2-10)	0	0	0	0
Habitual Offender Traffic Laws (9-30-10-4)	0	0	0	0
Sub-Total	0	0	0	1

GRAND TOTAL NUMBER OF OFFENSES 222 1,201 1,323 7,827

Note: Offense data may not be available for all offenders at the time this table was prepared.
 The original committing offenses for technical parole violators and technical Community Transition Program violators are reported on this table.

Source: SAS - admoffenses7.pgm

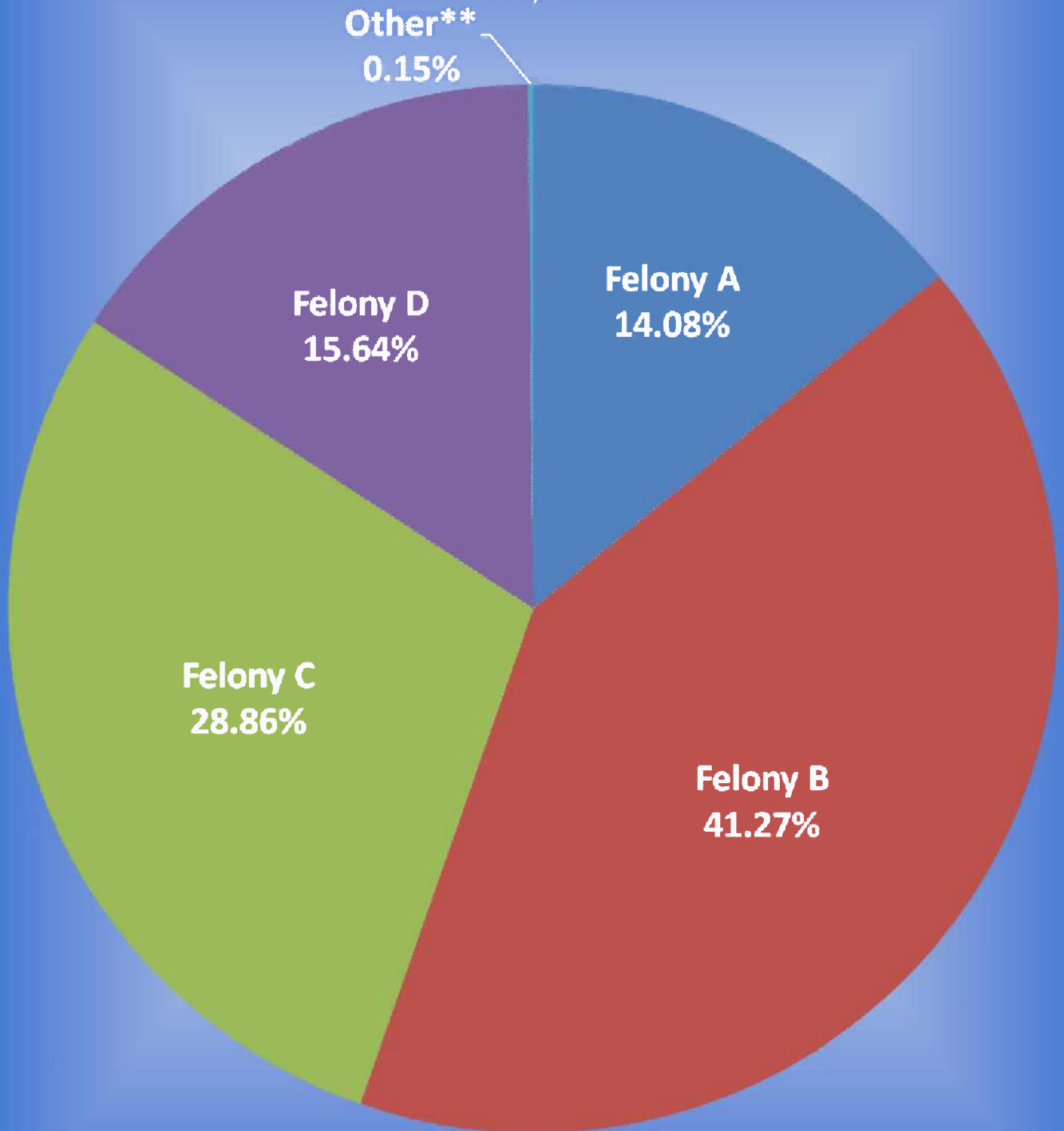
Indiana Department of Correction

Graph A

Female Population by Most Serious Offense Felony Level*

February 1, 2011

N = 2,428



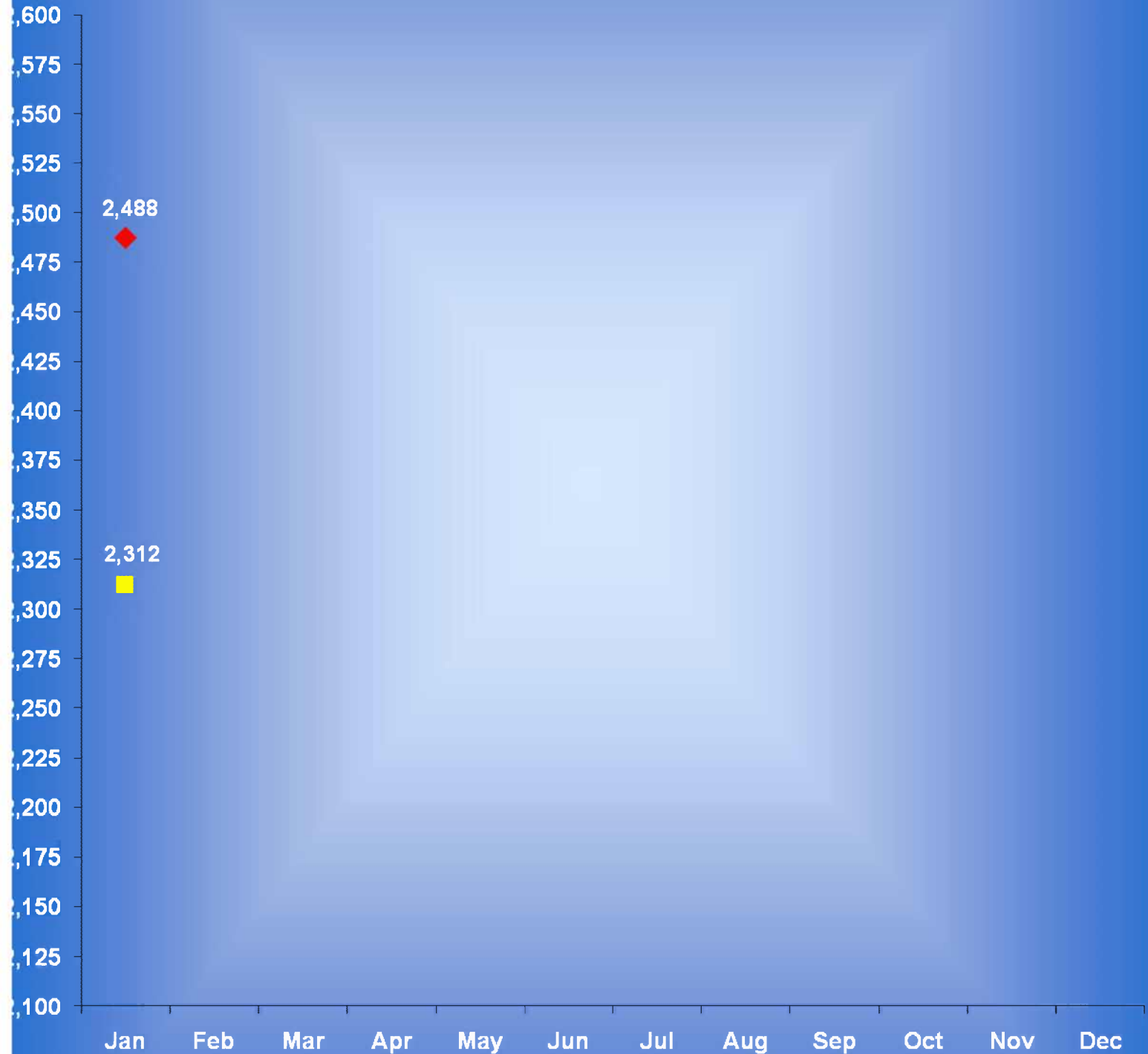
* (Includes Offenders Held in County Jails and Contracted Beds)

** Other includes Safekeepers, Predisposition, Habitual Offenders, Misdemeanors, and Unknown

Indiana Department of Correction

Graph B

Average Daily Adult Female Offender Populations Calendar Year 2011



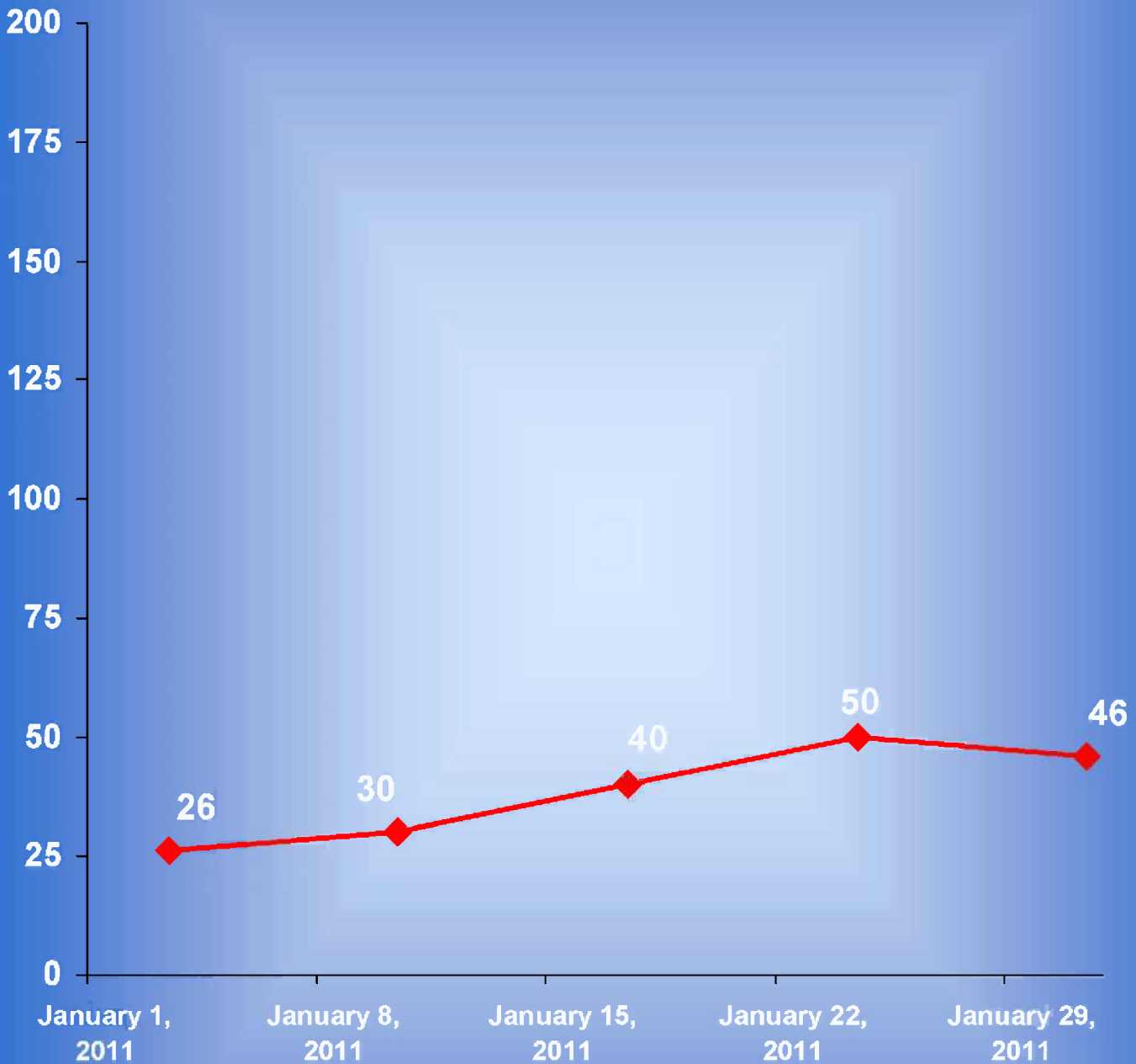
Includes County Jail/Contract Beds Excludes County Jail/Contract Beds

Indiana Department of Correction

Graph C

Adult Females Held in County Jails

January 2011



- Offenders held in county jails are newly sentenced offenders with completed court documents who are awaiting transfer to a DOC facility.

- Jail counts are a dynamic number that are affected by a variety of factors, including; sentencing trends, available DOC beds, and intake process completion.

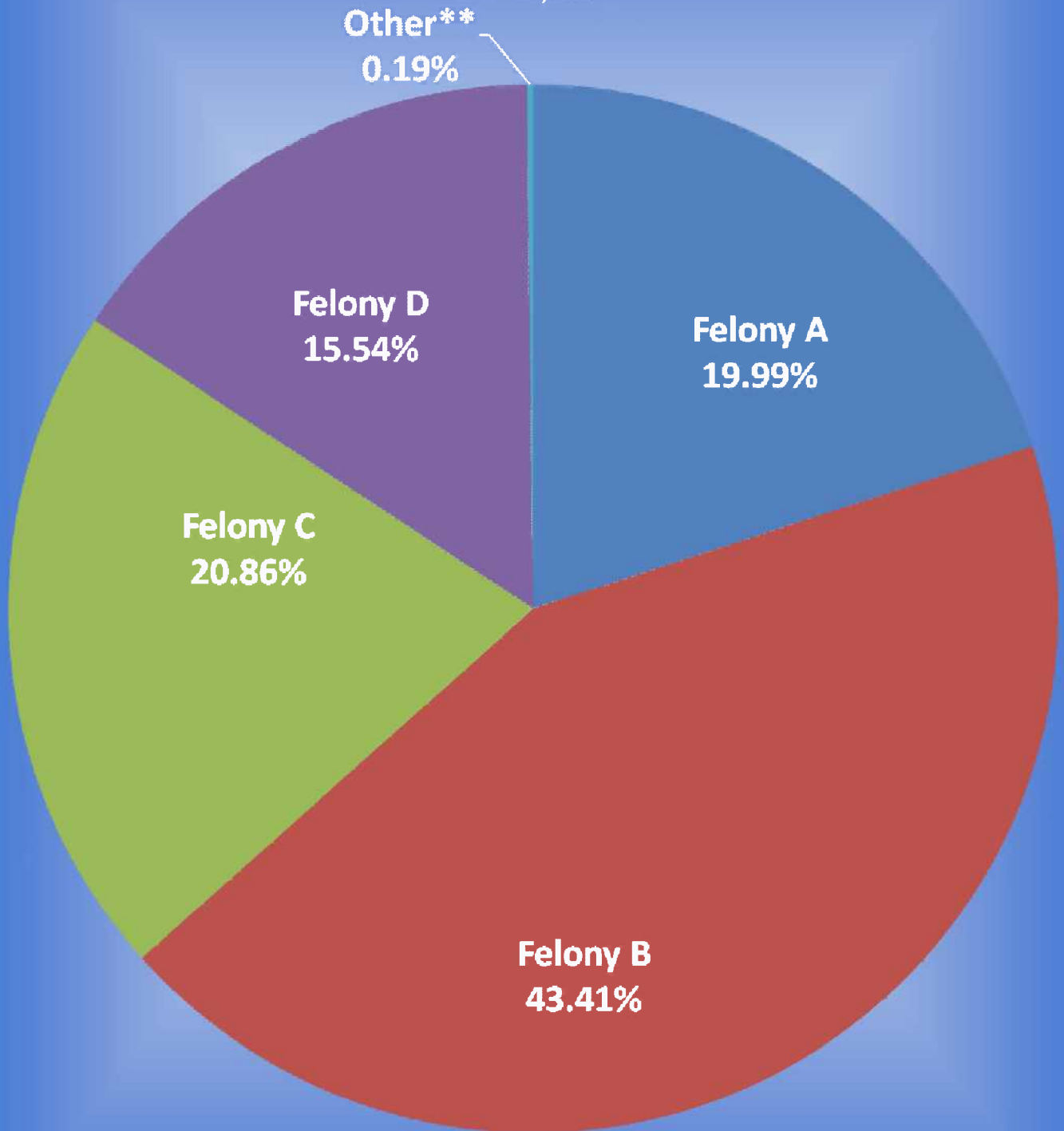
Indiana Department of Correction

Graph D

Male Population by Most Serious Offense Felony Level*

February 1, 2011

N = 25,587




* (Includes Offenders Held in County Jails and Contracted Beds)

** Other includes Safekeepers, Predisposition, Habitual Offenders, Misdemeanors, and Unknown

Indiana Department of Correction

Graph E

Average Daily Adult Male Offender Populations Calendar Year 2011

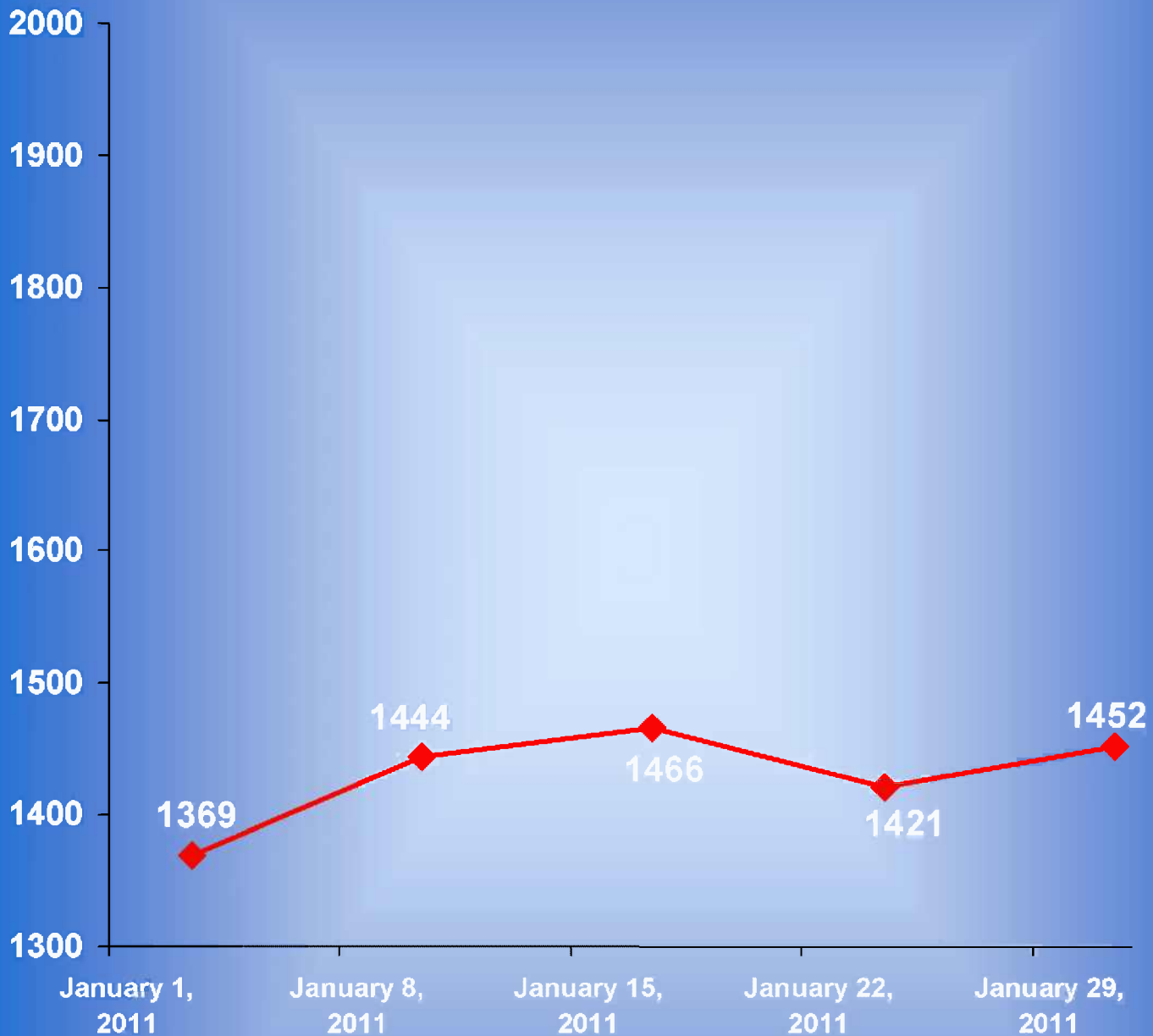


Indiana Department of Correction

Graph F


Adult Males Held in County Jails

January 2011



- Offenders held in county jails are newly sentenced offenders with completed court documents who are awaiting transfer to a DOC facility.

- Jail counts are a dynamic number that are affected by a variety of factors, including; sentencing trends, available DOC beds, and intake process completion.



Juvenile Offenders Statistics



Indiana Department Of Correction
Table 11
Monthly Facility Admissions and Releases

Juvenile Offenders
January 2011

Admissions of All Juvenile Males

New Commitment	Re- Commitment	Parolee Returned	Return From Escape	Diagnostics/ Walk-Thrus
62	7	0	0	8

Releases of All Juvenile Males

Discharge	Parole	Escape	Diagnostics/ Walk-Thrus
38	19	0	7

Admissions of All Juvenile Females

New Commitment	Re- Commitment	Parolee Returned	Return From Escape	Diagnostics/ Walk-Thrus
12	2	1	0	2

Releases of All Juvenile Females

Discharge	Parole	Escape	Diagnostics/ Walk-Thrus
5	0	0	2

Sources:
SAS - mnthadm4.pgm
SAS - mnthext4.pgm

Indiana Department of Correction
Table 12
The Total Number of Committing Offenses for Juveniles
Committed to the Indiana Department of Correction

January 2011

OFFENSE (Citation Code)	THE NUMBER OF OFFENSES			
	This Month		This Fiscal Year	
	Female	Male	Female	Male
LEVEL I				
Aggravated Battery (35-42-2-1.5)	0	0	1	1
Arson (35-43-1-1)	0	0	0	3
Battery (35-42-2-1)	0	6	3	19
Battery by Bodily Waste (35-42-2-6)	0	1	0	1
Burglary (35-43-2-1)	0	0	0	0
Carjacking (35-42-5-2)	0	0	0	0
Carrying Handgun w/o License (35-47-2-1)	0	0	0	13
Changing, Altering, Removing, Obliterating ID of Handgun (35-47-2-18)	0	0	0	0
Child Exploitation (35-42-4-4)	0	0	0	0
Child in Possession of Handgun (35-47-10-5)	0	0	1	3
Child Molesting (35-42-4-3)	0	1	0	31
Child Seduction (35-42-4-7)	0	0	0	0
Child Selling (35-46-1-4)	0	0	0	0
Child Solicitation (35-42-4-6)	0	0	0	0
Consumer Product Tampering (35-45-8-3)	0	0	0	0
Criminal Confinement (35-42-3-3)	0	0	0	2
Criminal Gang Intimidation (35-45-9-4)	0	0	0	0
Criminal Deviate Conduct (35-42-4-2)	0	0	0	0
Criminal Recklessness (35-42-2-2)	0	0	0	11
Dealing in a Sawed-Off Shotgun (35-47-5-4.1)	0	0	0	0
Driving While Intoxicated Resulting in Death (9-30-5-5)	0	0	0	0
False, Altering Handgun License (35-47-2-22)	0	0	0	0
False Application for Handgun (35-47-2-8)	0	0	0	0
Feticide (35-42-1-6)	0	0	0	0
Handgun, False Information (35-47-2-17)	0	3	0	3
Incest (35-46-1-3)	0	0	0	0
Interference with Custody (35-42-3-4)	0	0	0	0
Intimidation (35-45-2-1)	0	1	0	3
Invuntary Manslaughter (35-42-1-4)	0	0	0	0
Kidnapping (35-42-3-2)	0	0	0	0
Murder (35-42-1-1)	0	1	0	1
Neglect of a Dependent (35-46-1-4)	0	0	0	0
Operation of a Machine Gun/Hurling a Bomb (35-47-5-9)	0	0	0	0
Overpass Mischief (35-42-2-5)	0	0	0	0
Pointing a Firearm (35-47-4-3)	0	0	0	0
Possession of Firearm on School Property (35-47-9-2)	0	0	0	0
Possession of a Machine Gun or Bomb (35-47-5-9)	0	0	0	0
Rape (35-42-4-1)	0	0	0	1
Reckless Homicide (35-42-1-5)	0	0	0	0
Resisting Law Enforcement (35-44-3-3)	0	0	0	1
Robbery (35-42-5-1)	0	1	0	15

LEVEL I (Cont.)

THE NUMBER OF OFFENSES

	This Month		This Fiscal Year	
	Female	Male	Female	Male
Sell, Manufacture, Possess, Purchase Explosive (35-47-5-1)	0	0	0	0
Sell, Transfer, HIV Blood (35-42-1-7)	0	0	0	0
Selling, Transferring, Giving Handgun to Under 18 (35-47-2-7)	0	0	0	0
Sexual Battery (35-42-4-8)	0	0	0	4
Sexual Misconduct (35-44-1-5)	0	0	0	0
Sexual Misconduct with a Minor (35-42-4-9)	0	0	0	0
Stalking (35-45-10-5)	0	0	0	0
Strangulation (35-42-2-9)	0	0	0	2
Unlawful Delivery of Confiscated Firearm (35-47-3-4)	0	0	0	0
Unlawful Use of Body Armor (35-47-5-13)	0	0	0	0
Unlawful Use of Stun Gun (35-47-8-5)	0	0	0	0
Vicarious Sexual Gratification (35-42-4-5)	0	0	0	0
Voluntary Manslaughter (35-42-1-3)	<u>0</u>	<u>0</u>	<u>0</u>	<u>0</u>
Sub-Total	0	14	5	114

LEVEL II

Assisting a Criminal (35-44-3-2)	0	0	0	0
Chinese Throwing Star (35-47-5-12)	0	0	0	0
Criminal Gang Activity (35-45-9-3)	0	1	0	2
Criminal Recklessness (35-42-2-2)	0	0	0	4
Dealing Anabolic Steroid (16-42-19-27)	0	0	0	0
Dealing in a Schedule I, II, or III Controlled Substance (35-48-4-2)	1	1	2	5
Dealing in a Schedule IV Controlled Substance (35-48-4-3)	1	0	1	0
Dealing in a Schedule V Controlled Substance (35-48-4-4)	0	0	0	0
Dealing in a Substance Represented to be a Controlled Substance (35-48-4-4.5)	0	0	0	1
Dealing in Cocaine or Narcotic Drug (35-48-4-1)	0	0	0	0
Dealing in Marijuana, Hash Oil, or Hashish (35-48-4-10)	0	1	1	4
Dealing Methamphetamine (35-48-4-1.1)	0	0	0	1
Delivery of Weapon to Intoxicated Person (35-47-4-1)	0	0	0	0
Escape (35-44-3-5)	0	1	0	6
Escape/Failure to Return to Lawful Detention (35-44-3-5)	0	0	0	0
Interference with Custody (35-42-3-4)	0	0	0	0
Intimidation (35-45-2-1)	1	1	2	11
Knife with Automatic Blade (35-47-5-2)	0	0	0	1
Loan Sharking (35-45-7-2)	0	0	0	0
Maintaining a Common Nuisance (35-48-4-13)	0	0	0	2
Manufacture, Distribution, Possession of a Substance Represented to be a Controlled Substance (35-48-4-4.6)	0	0	0	0
Neglect of a Dependent (35-46-1-4)	0	0	0	1
Possession of a Controlled Substance (35-48-4-7)	1	1	2	8
Possession of a Knife on School Property (35-47-5-2.5)	0	1	0	2
Poss precursors w/intent to manufacture etc. (35-48-4-14.5)	0	0	1	2
Promoting Prostitution (35-45-4-4)	0	0	0	0
Purchase, Possession or Sale of Stun Gun (35-47-8-5)	0	0	0	0
Resisting Law Enforcement (35-44-3-3)	0	0	1	9
Rioting with a Deadly Weapon (35-45-1-2)	0	0	0	0
Sale, Possession, Use of Legend Drug (16-42-19-27)	0	0	0	0
Sexual Misconduct with a Minor (35-42-4-9)	0	0	0	0
Stalking (35-45-10-5)	0	0	0	0
Trafficking with an Inmate (35-44-3-9)	0	0	0	0
Use of Stun Gun in Commission of a Crime (35-47-8-5)	<u>0</u>	<u>0</u>	<u>0</u>	<u>0</u>
Sub-Total	4	7	10	59

THE NUMBER OF OFFENSES

LEVEL III	This Month		This Fiscal Year	
	Female	Male	Female	Male
Accident/Failure to Stop (9-26-1-8)	0	0	0	0
Accident, Property Damage with Injury (9-26-1-8)	0	0	0	0
Altering or Damaging Computer (35-43-1-4)	0	0	0	0
Auto Theft, Receiving Stolen Parts (35-43-4-2.5)	2	9	6	21
Battery (35-42-2-1)	1	14	9	69
Bribery (35-44-1-1)	0	0	0	0
Burglary (35-43-2-1)	1	24	5	93
Check Deception (35-43-5-5)	0	0	0	0
Check Fraud (35-43-5-12)	0	0	0	0
Child Exploitation (35-42-4-4)	0	0	0	0
Controlled Substance Registration (35-48-4-14)	0	0	0	0
Conversion (35-43-4-3)	1	4	3	21
Criminal Mischief (35-43-1-2)	1	7	3	43
Criminal Recklessness (35-42-2-2)	0	0	1	0
Criminal Trespass (35-43-2-2)	3	4	4	20
Dealing in Altered Property (35-43-4-2.3)	0	0	0	0
Dealing in Marijuana, Hash Oil, or Hashish (35-48-4-10)	0	0	0	1
Dealing in Paraphernalia (35-48-4-8.5)	0	0	0	0
Distribution of Material Harmful to Minor (35-49-3-3)	0	0	0	0
Escape/Failure to Return to Lawful Detention (35-44-3-5)	3	1	9	17
Failure to Appear (35-44-3-6)	0	0	0	0
False Reporting (35-44-2-2)	0	0	1	0
Forgery (35-43-5-2)	0	0	0	2
Fraud (35-43-5-4)	0	0	0	2
Fraud on Financial Institution (35-45-5-8)	0	0	0	0
Home Improvement Fraud (35-43-6-13)	0	0	0	0
Identity Deception (35-43-5-3.5)	0	0	0	0
Interference with Custody (35-42-3-4)	0	0	0	0
Interference with Reporting Crime (35-42-2-5)	0	0	0	0
Invasion of Privacy (35-46-1-15.1)	1	0	1	2
Manufacture of Paraphernalia (35-48-4-8.1)	0	0	0	0
Nonsupport of Child (35-46-1-5)	0	0	0	0
Nonsupport of Spouse (35-46-1-6)	0	0	0	0
Obscene Performance (35-49-3-1)	0	0	0	0
Obstructing Fireman (35-44-3-8)	0	0	0	0
Obstructing Traffic (35-42-2-4)	0	0	0	0
Obstruction of Justice (35-44-3-4)	0	0	0	0
Operating Vehicle After Lifetime Forfeiture (9-30-10-17)	0	0	0	0
Operating Vehicle While Intoxicated (9-30-5-4)	0	0	0	0
Operating Vehicle While Intoxicated with Prior (9-30-5-3)	0	0	0	0

LEVEL III (Cont.)**THE NUMBER OF OFFENSES**

	This Month		This Fiscal Year	
	Female	Male	Female	Male
Patronizing a Prostitute (35-45-4-3)	0	0	0	0
Perjury (35-44-2-1)	0	0	0	0
Possession of Cocaine or Narcotic Drug (35-48-4-6)	1	4	1	5
Possession of Marijuana, Hash Oil, or Hashish (35-48-4-11)	0	1	0	1
Possession of Paraphernalia (35-48-4-8.3)	0	0	0	0
Professional Gambling (35-45-5-3)	0	0	0	0
Profiting from Adoption (35-46-1-9)	0	0	0	0
Promoting Professional Gambling (35-45-5-4)	0	0	0	0
Promoting Prostitution (35-45-4-4)	0	0	0	0
Prostitution (35-45-4-2)	0	0	0	0
Public Indecency (35-45-4-1)	0	0	1	4
Receiving Stolen Property (35-43-4-2)	0	1	2	18
Residential Entry (35-43-2-1.5)	0	1	2	12
Resisting Law Enforcement (35-44-3-3)	1	9	3	34
Rioting (35-45-1-2)	0	0	0	0
Sale, Possession, Use of Legend Drug (16-42-19-27)	0	0	0	0
Selling, Distributing, Exhibiting Obscene Material (35-49-3-1)	0	0	0	0
Stalking (35-45-10-5)	0	0	0	0
Theft (35-43-4-2)	7	14	17	107
Torture or Mutilation of Animal (35-46-3-12)	0	0	0	1
Trafficking with an Inmate (35-44-3-9)	0	0	0	0
Unauthorized Possession of Prescription Form (35-48-4-14)	0	0	0	0
Voyeurism (35-45-4-5)	0	0	0	0
Welfare Fraud (35-43-5-7)	0	0	0	0
Sub-Total	22	93	68	473

LEVEL IV

Accident/Failure to Stop (9-26-1-8)	0	1	0	3
Assisting a Criminal (35-44-3-2)	0	0	0	0
Check Deception (35-43-5-5)	0	0	0	0
Common Nuisance, Legend Drug (16-42-19-27)	0	0	0	0
Common Nuisance, Visiting a Building (35-48-4-13)	0	0	0	1
Computer Trespassing (35-43-2-3)	0	0	0	0
Counterfeiting a Driver's License (9-24-18-7)	0	0	0	0
Counterfeiting Auto Registration (9-18-2-42)	0	0	0	0
Curfew Violation (31-37-2-5)	0	1	2	7
Deception (35-43-5-3)	0	0	0	0
Disorderly Conduct (35-45-1-3)	0	6	4	25
Dissemination of Material Harmful to Minor (35-49-3-3)	0	0	0	0
Driving with Suspended License (9-24-19-2)	0	0	0	0
Exploitation of Dependent/Endangered Adult (35-46-1-12)	0	0	0	0
Failure to Appear (35-44-3-6)	0	0	0	0
Failure to Disclose Recruitment (35-46-4-4)	0	0	0	0
Failure to Respond to Summons (35-44-3-6.5)	0	0	0	0
False Auto Registration (9-18-2-44)	0	0	0	0
False Informing (35-44-2-2)	1	1	3	5
Flag Desecration (35-45-1-4)	0	0	0	0

LEVEL IV (Cont.)

THE NUMBER OF OFFENSES

	This Month		This Fiscal Year	
	<u>Female</u>	<u>Male</u>	<u>Female</u>	<u>Male</u>
Glue Sniffing (35-46-6-2)	0	0	1	1
Habitual Disobedience of Parent, Guardian, or Custodian (Incorrigible) (31-37-2-4)	0	0	0	7
Harassment (35-45-2-2)	0	0	0	0
Home Improvement Fraud (35-43-6-12)	0	0	0	0
Illegal Consumption of Alcohol (7.1-5-7-7)	1	1	2	8
Illegal Possession of Alcohol (7.1-5-7-7)	0	1	3	4
Impairment of ID Number (35-43-7-4)	0	0	0	0
Interference with Custody (35-42-3-4)	0	0	0	0
Interfering with Law Enforcement Animal (35-46-3-11)	0	0	0	0
Invasion of Privacy (35-46-1-15.1)	0	0	0	0
Leaving Home w/o Permission of Parent, Guardian or Custodian (Runaway) (31-37-2-2)	2	2	3	11
Nitrous Oxide Distribution (35-46-6-3)	0	0	0	0
Obscene Performance (35-49-3-1)	0	0	0	0
Obstructing Medical Emergency (35-44-3-8.5)	0	0	0	0
Obstructing Traffic (35-42-2-4)	0	0	0	0
Operating Vehicle While Intoxicated (9-30-5-2)	0	0	0	2
Operating Vehicle While Intoxicated/Cntrl'd Sub (9-30-5-1)	0	0	0	1
Operating Vehicle w/o License (9-24-18-1)	1	2	3	9
Operating Vehicle w/o Proof of Financial (9-25-8-2)	0	0	0	0
Operating Vehicle w/o Registration/Plates (9-18-2-43)	0	0	0	0
Possession of Marijuana, Hash Oil, or Hashish (35-48-4-11)	1	6	3	29
Possession of Paraphernalia (35-48-4-8.3)	1	3	1	6
Possession of Substance Represented to be a Controlled Substance (35-48-4-4.6)	0	0	0	0
Possession, Purchase, Accepting Tobacco (35-46-1-10.5)	0	0	0	1
Probation Violation	1	28	3	140
Public Intoxication (7.1-5-1-3)	0	1	0	6
Receiving Unidentified Property (35-43-7-5)	0	0	0	0
Reckless Driving (9-21-8-52)	0	0	1	0
Refusal to Aid Officer (35-44-3-7)	0	0	0	0
Selling, Distributing, Exhibiting Obscene Material (35-49-3-1)	0	0	0	0
Tattooing a Minor (35-42-2-7)	0	0	0	0
Torture, Kill, Mutilate an Animal (35-46-3-12)	0	0	0	0
Unauthorized Possession of Prescription (35-48-4-14)	0	0	0	0
Unlawful Entry of Motor Vehicle (35-43-4-2.7)	0	1	0	5
Unlawful Gambling (35-45-5-2)	0	0	0	0
Unlawful Use of Railroad Right of Way (8-3-15-3)	0	0	0	0
Vending Machine Vandalism (35-43-4-7)	0	0	0	0
Violation of Compulsory School Attendance Law (Truancy) (31-37-2-3)	0	0	3	3
Violation Home Detention	0	0	0	0
Violation Suspended Commitment to DOC	0	3	0	12
Voyeurism (35-45-4-5)	0	0	0	0
Welfare Fraud (35-45-5-7)	0	0	0	0
Sub-Total	8	57	32	286
GRAND TOTAL NUMBER OF OFFENSES	34	171	115	932

Source: SAS - mnthadm4_by_offense.pgm

Indiana Department of Correction

Table 13

The Number of Juvenile Offenders by Most Serious Offense Committed to the Indiana Department of Correction

January 2011

MOST SERIOUS OFFENSE (Citation Code)	THE NUMBER OF JUVENILES			
	This Month		This Fiscal Year	
	<u>Female</u>	<u>Male</u>	<u>Female</u>	<u>Male</u>
LEVEL I				
Aggravated Battery (35-42-2-1.5)	0	0	1	1
Arson (35-43-1-1)	0	0	0	3
Battery (35-42-2-1)	0	4	3	16
Battery by Bodily Waste (35-42-2-6)	0	1	0	2
Burglary (35-43-2-1)	0	0	0	0
Carjacking (35-42-5-2)	0	0	0	0
Carrying Handgun w/o License (35-47-2-1)	0	0	0	13
Changing, Altering, Removing, Obliterating ID of Handgun (35-47-2-18)	0	0	0	0
Child Exploitation (35-42-4-4)	0	0	0	0
Child in Possession of Handgun (35-47-10-5)	0	0	1	2
Child Molesting (35-42-4-3)	0	1	0	23
Child Seduction (35-42-4-7)	0	0	0	0
Child Selling (35-46-1-4)	0	0	0	0
Child Solicitation (35-42-4-6)	0	0	0	0
Consumer Product Tampering (35-45-8-3)	0	0	0	0
Criminal Confinement (35-42-3-3)	0	0	0	0
Criminal Gang Intimidation (35-45-9-4)	0	0	0	0
Criminal Deviate Conduct (35-42-4-2)	0	0	0	0
Criminal Recklessness (35-42-2-2)	0	0	0	9
Dealing in a Sawed-Off Shotgun (35-47-5-4.1)	0	0	0	0
Driving While Intoxicated Resulting in Death (9-30-5-5)	0	0	0	0
False, Altering Handgun License (35-47-2-22)	0	0	0	0
False Application for Handgun (35-47-2-8)	0	0	0	0
Feticide (35-42-1-6)	0	0	0	0
Handgun, False Information (35-47-2-17)	0	3	0	3
Incest (35-46-1-3)	0	0	0	0
Interference with Custody (35-42-3-4)	0	0	0	0
Intimidation (35-45-2-1)	0	1	0	3
Involuntary Manslaughter (35-42-1-4)	0	0	0	0
Kidnapping (35-42-3-2)	0	0	0	0
Murder (35-42-1-1)	0	1	0	1
Neglect of a Dependent (35-46-1-4)	0	0	0	0
Operation of a Machine Gun/Hurling a Bomb (35-47-5-9)	0	0	0	0
Overpass Mischief (35-42-2-5)	0	0	0	0
Pointing a Firearm (35-47-4-3)	0	0	0	0
Possession of Firearm on School Property (35-47-9-2)	0	0	0	0
Possession of a Machine Gun or Bomb (35-47-5-9)	0	0	0	0
Rape (35-42-4-1)	0	0	0	1
Reckless Homicide (35-42-1-5)	0	0	0	0
Resisting Law Enforcement (35-44-3-3)	0	0	0	1
Robbery (35-42-5-1)	0	1	0	15

LEVEL I (Cont.)

THE NUMBER OF JUVENILES

	This Month		This Fiscal Year	
	<u>Female</u>	<u>Male</u>	<u>Female</u>	<u>Male</u>
Sell, Manufacture, Possess, Purchase Explosive (35-47-5-1)	0	0	0	0
Sell, Transfer, HIV Blood (35-42-1-7)	0	0	0	0
Selling, Transferring, Giving Handgun to Under 18 (35-47-2-7)	0	0	0	0
Sexual Battery (35-42-4-8)	0	0	0	4
Sexual Misconduct (35-44-1-5)	0	0	0	0
Sexual Misconduct with a Minor (35-42-4-9)	0	0	0	0
Stalking (35-45-10-5)	0	0	0	0
Strangulation (35-42-2-9)	0	0	0	2
Unlawful Delivery of Confiscated Firearm (35-47-3-4)	0	0	0	0
Unlawful Use of Body Armor (35-47-5-13)	0	0	0	0
Unlawful Use of Stun Gun (35-47-8-5)	0	0	0	0
Vicarious Sexual Gratification (35-42-4-5)	0	0	0	0
Voluntary Manslaughter (35-42-1-3)	<u>0</u>	<u>0</u>	<u>0</u>	<u>0</u>
Sub-Total	0	12	5	99

LEVEL II

Assisting a Criminal (35-44-3-2)	0	0	0	0
Chinese Throwing Star (35-47-5-12)	0	0	0	0
Criminal Gang Activity (35-45-9-3)	0	0	0	1
Criminal Recklessness (35-42-2-2)	0	0	0	3
Dealing Anabolic Steroid (16-42-19-27)	0	0	0	0
Dealing in a Schedule I, II, or III Controlled Substance (35-48-4-2)	1	1	2	4
Dealing in a Schedule IV Controlled Substance (35-48-4-3)	1	0	1	0
Dealing in a Schedule V Controlled Substance (35-48-4-4)	0	0	0	0
Dealing in a Substance Represented to be a Controlled Substance (35-48-4-4.5)	0	0	0	1
Dealing in Cocaine or Narcotic Drug (35-48-4-1)	0	0	0	2
Dealing in Marijuana, Hash Oil, or Hashish (35-48-4-10)	0	1	1	2
Dealing Methamphetamine (35-48-4-1.1)	0	0	0	1
Delivery of Weapon to Intoxicated Person (35-47-4-1)	0	0	0	0
Escape (35-44-3-5)	0	1	0	4
Escape/Failure to Return to Lawful Detention (35-44-3-5)	0	0	0	0
Interference with Custody (35-42-3-4)	0	0	0	0
Intimidation (35-45-2-1)	1	1	1	7
Knife with Automatic Blade (35-47-5-2)	0	0	0	1
Loan Sharking (35-45-7-2)	0	0	0	0
Maintaining a Common Nuisance (35-48-4-13)	0	0	0	1
Manufacture, Distribution, Possession of a Substance Represented to be a Controlled Substance (35-48-4-4.6)	0	0	0	0
Neglect of a Dependent (35-46-1-4)	0	0	0	1
Possession of a Controlled Substance (35-48-4-7)	1	1	1	7
Possession of a Knife on School Property (35-47-5-2.5)	0	1	0	1
Poss precursors w/intent to manufacture etc. (35-48-4-14.5)	0	0	1	1
Promoting Prostitution (35-45-4-4)	0	0	0	0
Purchase, Possession or Sale of Stun Gun (35-47-8-5)	0	0	0	0
Resisting Law Enforcement (35-44-3-3)	0	0	1	8
Rioting with a Deadly Weapon (35-45-1-2)	0	0	0	0
Sale, Possession, Use of Legend Drug (16-42-19-27)	0	0	0	0
Sexual Misconduct with a Minor (35-42-4-9)	0	0	0	0
Stalking (35-45-10-5)	0	0	0	0
Trafficking with an Inmate (35-44-3-9)	0	0	0	0
Use of Stun Gun in Commission of a Crime (35-47-8-5)	<u>0</u>	<u>0</u>	<u>0</u>	<u>0</u>
Sub-Total	4	6	8	45

THE NUMBER OF JUVENILES

LEVEL III	This Month		This Fiscal Year	
	<u>Female</u>	<u>Male</u>	<u>Female</u>	<u>Male</u>
Accident/Failure to Stop (9-26-1-8)	0	0	0	0
Accident, Property Damage with Injury (9-26-1-8)	0	0	0	1
Altering or Damaging Computer (35-43-1-4)	0	0	0	0
Auto Theft, Receiving Stolen Parts (35-43-4-2.5)	0	3	4	8
Battery (35-42-2-1)	1	7	7	37
Bribery (35-44-1-1)	0	0	0	0
Burglary (35-43-2-1)	1	20	5	68
Check Deception (35-43-5-5)	0	0	0	0
Check Fraud (35-43-5-12)	0	0	0	0
Child Exploitation (35-42-4-4)	0	0	0	0
Controlled Substance Registration (35-48-4-14)	0	0	0	0
Conversion (35-43-4-3)	0	2	2	9
Criminal Mischief (35-43-1-2)	1	2	2	15
Criminal Recklessness (35-42-2-2)	0	0	0	0
Criminal Trespass (35-43-2-2)	1	2	2	10
Dealing in Altered Property (35-43-4-2.3)	0	0	0	0
Dealing in Marijuana, Hash Oil, or Hashish (35-48-4-10)	0	0	0	2
Dealing in Paraphernalia (35-48-4-8.5)	0	0	0	0
Distribution of Material Harmful to Minor (35-49-3-3)	0	0	0	0
Escape/Failure to Return to Lawful Detention (35-44-3-5)	2	0	7	10
Failure to Appear (35-44-3-6)	0	0	0	0
False Reporting (35-44-2-2)	0	0	0	0
Forgery (35-43-5-2)	0	0	0	1
Fraud (35-43-5-4)	0	0	0	2
Fraud on Financial Institution (35-45-5-8)	0	0	0	0
Home Improvement Fraud (35-43-6-13)	0	0	0	0
Identity Deception (35-43-5-3.5)	0	0	0	0
Interference with Custody (35-42-3-4)	0	0	0	0
Interference with Reporting Crime (35-45-2-5)	0	0	0	0
Invasion of Privacy (35-46-1-15.1)	0	0	0	1
Manufacture of Paraphernalia (35-48-4-8.1)	0	0	0	0
Nonsupport of Child (35-46-1-5)	0	0	0	0
Nonsupport of Spouse (35-46-1-6)	0	0	0	0
Obscene Performance (35-49-3-1)	0	0	0	0
Obstructing Fireman (35-44-3-8)	0	0	0	0
Obstructing Traffic (35-42-2-4)	0	0	0	0
Obstruction of Justice (35-44-3-4)	0	0	0	0
Operating Vehicle After Lifetime Forfeiture (9-30-10-17)	0	0	0	0
Operating Vehicle While Intoxicated (9-30-5-4)	0	0	0	0
Operating Vehicle While Intoxicated with Prior (9-30-5-3)	0	0	0	0

LEVEL III (Cont.)**THE NUMBER OF JUVENILES**

	This Month		This Fiscal Year	
	<u>Female</u>	<u>Male</u>	<u>Female</u>	<u>Male</u>
Patronizing a Prostitute (35-45-4-3)	0	0	0	0
Perjury (35-44-2-1)	0	0	0	0
Possession of Cocaine or Narcotic Drug (35-48-4-6)	1	1	1	2
Possession of Marijuana, Hash Oil, or Hashish (35-48-4-11)	0	0	0	1
Possession of Paraphernalia (35-48-4-8.3)	0	0	0	1
Professional Gambling (35-45-5-3)	0	0	0	0
Profiting from Adoption (35-46-1-9)	0	0	0	0
Promoting Professional Gambling (35-45-5-4)	0	0	0	0
Promoting Prostitution (35-45-4-4)	0	0	0	0
Prostitution (35-45-4-2)	0	0	0	0
Public Indecency (35-45-4-1)	0	0	1	0
Receiving Stolen Property (35-43-4-2)	1	1	2	11
Residential Entry (35-43-2-1.5)	0	0	1	8
Resisting Law Enforcement (35-44-3-3)	0	1	2	11
Rioting (35-45-1-2)	0	0	0	0
Sale, Possession, Use of Legend Drug (16-42-19-27)	0	0	0	2
Selling, Distributing, Exhibiting Obscene Material (35-49-3-1)	0	0	0	0
Stalking (35-45-10-5)	0	0	0	0
Theft (35-43-4-2)	3	4	11	55
Trafficking with an Inmate (35-44-3-9)	0	0	0	0
Unauthorized Possession of Prescription Form (35-48-4-14)	0	0	0	0
Voyeurism (35-45-4-5)	0	0	0	0
Welfare Fraud (35-43-5-7)	0	0	0	0
Sub-Total	11	43	47	255

LEVEL IV

Accident/Failure to Stop (9-26-1-8)	0	0	0	0
Assisting a Criminal (35-44-3-2)	0	0	0	0
Check Deception (35-43-5-5)	0	0	0	0
Common Nuisance, Legend Drug (16-42-19-27)	0	0	0	0
Common Nuisance, Visiting a Building (35-48-4-13)	0	0	0	1
Computer Trespassing (35-43-2-3)	0	0	0	0
Counterfeiting a Driver's License (9-24-18-7)	0	0	0	0
Counterfeiting Auto Registration (9-18-2-42)	0	0	0	0
Curfew Violation (31-37-2-5)	0	0	0	3
Deception (35-43-5-3)	0	0	0	0
Disorderly Conduct (35-45-1-3)	0	4	2	12
Dissemination of Material Harmful to Minor (35-49-3-3)	0	0	0	0
Driving with Suspended License (9-24-19-2)	0	0	0	0
Exploitation of Dependent/Endangered Adult (35-46-1-12)	0	0	0	0
Failure to Appear (35-44-3-6)	0	0	0	0
Failure to Disclose Recruitment (35-46-4-4)	0	0	0	0
Failure to Respond to Summons (35-44-3-6.5)	0	0	0	0
False Auto Registration (9-18-2-44)	0	0	0	0
False Informing (35-44-2-2)	0	0	1	3
Flag Desecration (35-45-1-4)	0	0	0	0

LEVEL IV (Cont.)

THE NUMBER OF JUVENILES

	This Month		This Fiscal Year	
	<u>Female</u>	<u>Male</u>	<u>Female</u>	<u>Male</u>
Glue Sniffing (35-46-6-2)	0	0	0	0
Habitual Disobedience of Parent, Guardian, or Custodian (Incorrigible) (31-37-2-4)	0	0	0	1
Harassment (35-45-2-2)	0	0	0	0
Home Improvement Fraud (35-43-6-12)	0	0	0	0
Illegal Consumption of Alcohol (7.1-5-7-7)	0	0	0	0
Illegal Possession of Alcohol (7.1-5-7-7)	0	0	0	0
Impairment of ID Number (35-43-7-4)	0	0	0	0
Interference with Custody (35-42-3-4)	0	0	0	0
Interfering with Law Enforcement Animal (35-46-3-11)	0	0	0	0
Invasion of Privacy (35-46-1-15.1)	0	0	0	0
Leaving Home w/o Permission of Parent, Guardian or Custodian (Runaway) (31-37-2-2)	0	0	2	2
Nitrous Oxide Distribution (35-46-6-3)	0	0	0	0
Obscene Performance (35-49-3-1)	0	0	0	0
Obstructing Medical Emergency (35-44-3-8.5)	0	0	0	0
Obstructing Traffic (35-42-2-4)	0	0	0	0
Operating Vehicle While Intoxicated (9-30-5-2)	0	0	0	1
Operating Vehicle While Intoxicated/Cntrl'd Sub (9-30-5-1)	0	0	0	0
Operating Vehicle w/o License (9-24-18-1)	0	0	0	1
Operating Vehicle w/o Proof of Financial (9-25-8-2)	0	0	0	0
Operating Vehicle w/o Registration/Plates (9-18-2-43)	0	0	0	0
Possession of Marijuana,Hash Oil, or Hashish (35-48-4-11)	0	4	1	20
Possession of Paraphernalia (35-48-4-8.3)	0	0	0	0
Possession of Substance Represented to be a Controlled Substance (35-48-4-4.6)	0	0	0	0
Possession, Purchase, Accepting Tobacco (35-46-1-10.5)	0	0	0	0
Probation Violation	0	0	2	16
Public Intoxication (7.1-5-1-3)	0	0	0	2
Receiving Unidentified Property (35-43-7-5)	0	0	0	0
Reckless Driving (9-21-8-52)	0	0	1	0
Refusal to Aid Officer (35-44-3-7)	0	0	0	0
Selling,Distributing,Exhibiting Obscene Material (35-49-3-1)	0	0	0	0
Torture, Kill, Mutilate an Animal (35-46-3-12)	0	0	0	0
Unauthorized Possession of Prescription (35-48-4-14)	0	0	0	0
Unlawful Entry of Motor Vehicle (35-43-4-2.7)	0	0	0	1
Unlawful Gambling (35-45-5-2)	0	0	0	0
Unlawful Use of Railroad Right of Way (8-3-15-3)	0	0	0	0
Vending Machine Vandalism (35-43-4-7)	0	0	0	0
Violation of Compulsory School Attendance Law (Truancy) (31-37-2-3)	0	0	1	1
Violation Home Detention	0	0	0	0
Violation Suspended Commitment to DOC	0	0	0	5
Voyeurism (35-45-4-5)	0	0	0	0
Welfare Fraud (35-45-5-7)	0	0	0	0
NO SENTENCE DATA	<u>0</u>	<u>0</u>	<u>0</u>	<u>0</u>
Sub-Total	0	8	10	69
GRAND TOTAL NUMBER OF JUVENILES	15	69	70	468

Source: SAS - mnthadm4.mso

Indiana Department of Correction
Table 14
Juvenile Female New Commitments

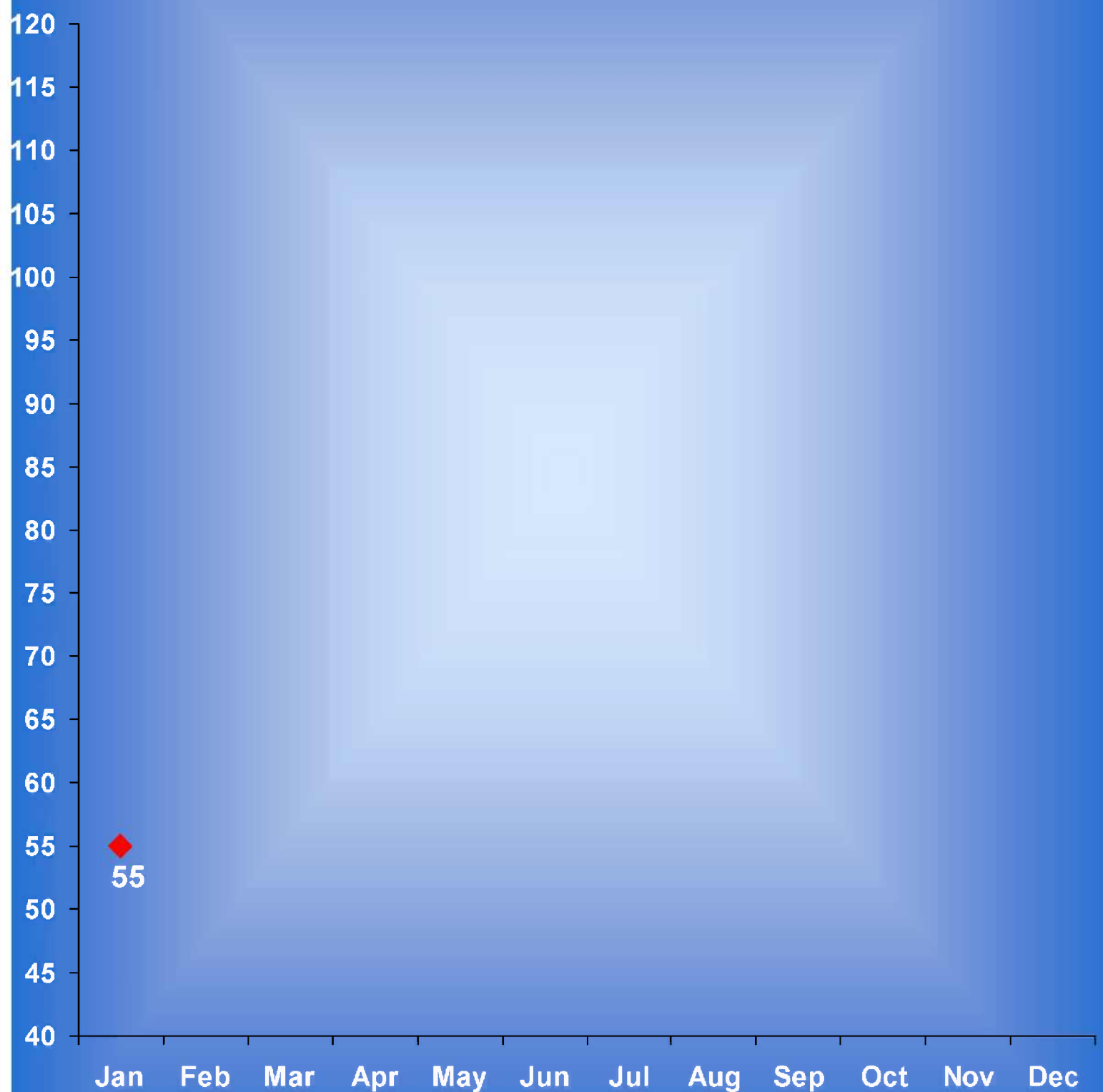
<u>Month</u>	<u>2004</u>	<u>2005</u>	<u>2006</u>	<u>2007</u>	<u>2008</u>	<u>2009</u>	<u>2010</u>	<u>2011</u>
January	23	16	22	21	11	9	16	15
February	20	12	12	14	6	16	22	
March	27	19	12	13	6	17	18	
April	17	16	12	19	15	29	13	
May	27	15	23	13	9	17	13	
June	30	20	11	15	10	18	9	
July	16	11	18	15	11	13	11	
August	16	18	5	21	14	14	5	
September	15	19	17	20	9	8	13	
October	21	17	17	18	13	5	13	
November	10	19	12	21	13	14	13	
December	<u>16</u>	<u>9</u>	<u>14</u>	<u>9</u>	<u>17</u>	<u>25</u>	<u>7</u>	
TOTALS	238	191	175	199	134	185	153	15

Source:
SAS - mnthadm4.pgm

Indiana Department of Correction

Graph G

Average Daily Juvenile Female Offender Populations
Calendar Year 2011



Indiana Department of Correction
Table 15
Juvenile Male New Commitments

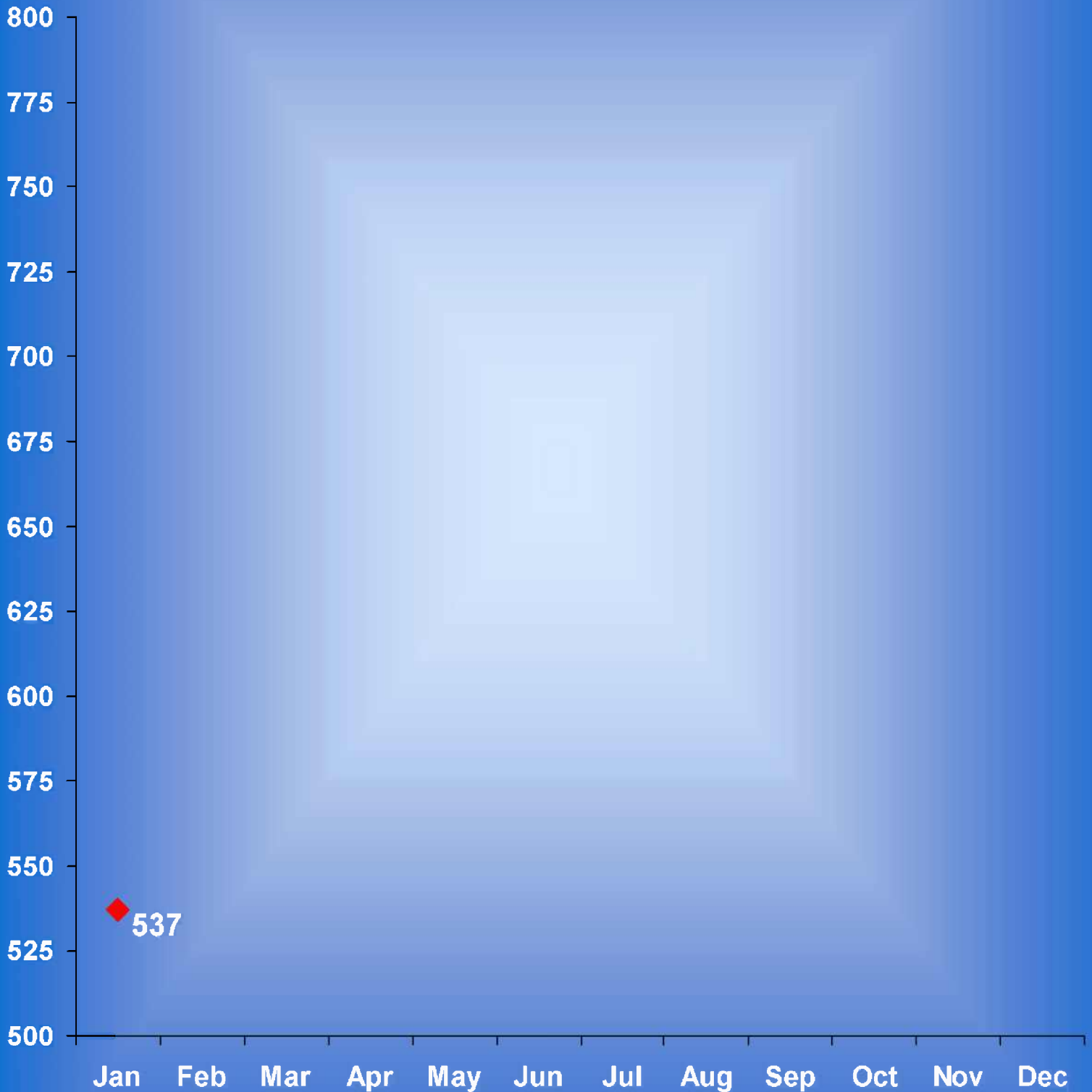
<u>Month</u>	<u>2004</u>	<u>2005</u>	<u>2006</u>	<u>2007</u>	<u>2008</u>	<u>2009</u>	<u>2010</u>	<u>2011</u>
January	71	61	49	78	58	57	88	69
February	106	67	66	71	85	82	71	
March	116	69	81	94	81	76	77	
April	91	76	69	71	66	102	60	
May	88	65	93	86	65	73	71	
June	72	83	68	83	79	82	67	
July	69	55	59	55	84	86	53	
August	82	80	88	76	65	63	74	
September	113	77	71	69	65	75	61	
October	61	55	81	80	113	54	73	
November	63	82	85	76	71	75	85	
December	<u>97</u>	<u>72</u>	<u>69</u>	<u>63</u>	<u>97</u>	<u>74</u>	<u>75</u>	
TOTALS	1,029	842	879	902	929	899	855	69

Source:
SAS - mnthadm4.pgm

Indiana Department of Correction

Graph H

Average Daily Juvenile Male Offender Populations
Calendar Year 2011



**Indiana Department of Correction
Indiana Government Center South, Room E334
302 W. Washington Street
Indianapolis, IN 46204**

**Prepared by:
Sarah Schelle, Research Analyst
(317) 232-2249
sschelle@idoc.in.gov**

This report and previous reports may be found at:

<http://www.in.gov/idoc/2376.htm>



The mission of the Indiana Department of Correction is to maintain public safety and provide offenders with self-improvement programs, job skills and family values in an efficient and cost effective manner for a successful return to the community as law-abiding citizens.

