



STATE OF INDIANA

MICHAEL R. PENCE, Governor

DEPARTMENT OF ADMINISTRATION
 Public Works Division
 402 West Washington Street, Room W467
 Indiana Government Center – South
 Indianapolis, Indiana 46204-2746
 PHONE: (317) 232-3001

NOTICE TO BIDDERS

BY STATE OF INDIANA DEPARTMENT OF ADMINISTRATION. PUBLIC WORKS DIVISION FOR A PUBLIC WORKS CONSTRUCTION PROJECT ESTIMATED AT ONE HUNDRED FIFTY THOUSAND DOLLARS OR ABOVE

SEALED BIDS FOR:

Public Works Project No. 14-011-C1
New Unit Building
Loogootee, IN / Vincennes District of INDOT

will be received from Contractors, holding a current Certificate of Qualification, at the Bid Desk, Department of Administration, Public Works Division, 402 W. Washington St., Room W467, Indianapolis, Indiana, 46204 until 2:31 pm EDT (Indianapolis Time), May 13, 2015 after which all bids will be publicly opened and read in the appropriate bid room.

Minority Contractors are encouraged to submit bids on this project as a prime contractor or through a prime contractor.

Copies of the detailed Instructions to Bidders and Drawings and/or Specifications dated April 13, 2015 may be obtained thru the Office of: Fosse & Associates, Architects, Inc., 201 NW Fourth St., Suite 100, Evansville, IN, 47708; phone: (812) 424-3516. Electronic files of the complete bid document package will be made available in CD format, for a non-refundable fee of \$20.00 thru the Architect.

Bids shall be taken from Prime Contractors pre-qualified by the Public Works Certification Board in the following classification(s): 1542.00B - Institutional Buildings (Hospitals, Schools, Prisons) in excess of \$1,000,000 up to \$10,000,000.

The Specified construction period is 360 calendar days. The State of Indiana reserves the right to reject any and all bids.

A goal of 7% MBE and 5% WBE has been set for this project.

Project Manager:

Gregory K. Hebel, R.A., Associate State Architect DAPW e-mail: ghebel@idoa.in.gov

Director of Public Works:

Martin L. Hurford, Director, Public Works Division

Pre-Bid Information: At 10:00 AM, EST Wednesday April 29, 2015 a Pre-Bid Meeting will be held at the IN Dept. of Administration, Div. of Public Works Bid Room - W467, 402 W. Washington St, IGCS (IN Govt. Center South), Indianapolis, IN, 46204.



Public Works Project No. 14-011-C1
New Unit Building/INDOT
Loogootee, Indiana

ADDENDUM NO. 1

April 22, 2015

Project Drawings and Manual dated January 2015 for above referenced project are amended as noted in this Addendum.

Receipt of this Addendum shall be acknowledged on the Bid Form.

This Addendum Consists of (1) Addendum Sheet.

ARCHITECTURAL

REFER TO PROJECT MANUAL – VOLUME # 1

Item No. 1-A1:

Notice to Bidders

Change: Change Bid Date to June 24, 2015 at 2:31 p.m. EDT

Note:

All new Drawings and Specifications will be re-issued titled

REVISED BID DOCUMENTS

May 18, 2015

Item No. 1-A2:

Notice to Bidders

Change: Change Pre-Bid Date to June 10, 2015 at 10:00 a.m. EDT


Location will remain:

DAPW Bid Room, 402 W. Washington St., RM W 467, IGCS, Indianapolis, IN 46204

Fosse & Associates Architects, Inc.

201 N.W. Fourth Street Suite 100

Evansville, Indiana 47708



Jay R. Smith,
A.I.A.

Public Works Project No. 14-011-C1
New Unit Building/INDOT
Loogootee, Indiana

ADDENDUM NO. 2

May 21, 2015

Project Drawings and Manual dated January 2015 for above referenced project are amended as noted in this Addendum.

Receipt of this Addendum shall be acknowledged on the Bid Form.

This Addendum Consists of (1) Addendum Sheet and ATTACHED NEW BID DOCUMENTS, DRAWINGS AND SPECIFICATIONS titled **REVISED BID DOCUMENTS May 18, 2015** and indicated "REV".

REFER TO PROJECT MANUALS AND DRAWINGS

Item No. 2-A1:

REPLACE ALL BID DOCUMENTS, DRAWINGS AND SPECIFICATIONS WITH ATTACHED NEW BID DOCUMENTS, DRAWINGS AND SPECIFICATIONS titled **REVISED BID DOCUMENTS May 18, 2015** and indicated "REV"

Bid Date June 24, 2015 at 2:31 p.m. EDT

Pre-Bid Meeting June 10, 2015 at 10:00 a.m. EDT

Location:

DAPW Bid Room, 402 W. Washington St., RM W 467, IGCS, Indianapolis, IN 46204



Public Works Project No. 14-011-C1
New Unit Building/INDOT
Loogootee, Indiana

ADDENDUM NO. 3

June 15, 2015

Project Drawings and Manual dated January 2015 and titled **REVISED BID DOCUMENTS May 18, 2015** and indicated "REV".

Receipt of this Addendum shall be acknowledged on the Bid Form.

This Addendum Consists of (2) General Information Sheets, (4) Addendum Sheets and (4) Drawing Sheets.

GENERAL INFORMATION

Pre-Bid Meeting Minutes Dated June 10, 2015 (2 sheets, attached)

ARCHITECTURAL

REFER TO PROJECT MANUAL - VOLUME # 1

Item No. 3-A1:

Volume 1, Section 012300, Alternates

Change: 3.1, Change Schedule of Alternates to the Following:

3.1 SCHEDULE OF ALTERNATES

A. Alternate No. 1.

1. Base Bid: Refer to Specification Section 075423 "Thermoplastic Polyolefin (TPO) Roofing" for base bid roofing membrane.
2. Alternate: Provide price to use alternate roof membrane per Specification Section 075419 "Polyvinyl-Chloride (PVC) Roofing".

B. Alternate No. 2.

1. Alternate: Refer to Specification Section 313430 "Special Subgrade Treatment" and drawings to add Special Subgrade Treatment indicated on drawings as Area # 1.

C. Alternate No. 3.

1. Alternate: Refer to Specification Section 313430 "Special Subgrade Treatment" and drawings to add Special Subgrade Treatment indicated on drawings as Area # 2.

D. Alternate No. 4.

1. Alternate: Provide price to ADD all work as required to add Tool Room 114 as indicated on the drawings.

Item No. 3-A2:

Change: 3.6,

Volume I, Section 087100 Door Hardware

Make the following changes to Door Hardware Schedule:

Hardware Set No. 7	HM Exterior Door		
Each opening to have:			
3 Hinges	BB-1199 4 1/2 H.	HAG	Stainless Steel
1 Lockset	ML2042 CSM	CR	626
1 Closer	4110 series, hold open	LCN	Powder Ct.
1 Head Prot.	124A/123NA	NGP	
1 Set Gasketing	700 NA	NGP	
1 Set Sweeps	202 NA	NGP	
1 Threshold	8427 (40")	NGP	

Hardware Set No. 8	HM Exterior Double Door		
Each opening to have:			
6 Hinges	1191 4 1/2" H.	HAG	Stainless Steel
1 Lockset	ML2055 CSM	CR	626
1 Closer	4110 series, hold open	LCN	Powder Ct.
2 Flushbolts	282D	HAG	626
1 Head Prot.	124A/123NA	NGP	
1 Set Gasketing	700 NA	NGP	
1 Set Sweeps	202 NA	NGP	
1 Threshold	8427 (40")	NGP	

Hardware Set No. 9 Key Lock Box, Knox – Box 3270 Series, Recess Mounted
 Provide one (1), key lock box, Locate on exterior of building as indicated on the drawings.

Item No. 3-A3:

Change 2.2, B, 7.

Volume I, Section 101423, Panel Signage

Change 2.2, B, 7. to the following:


- 7. Sign Types S # 1 (Room Signs)
 - a. Sign Size: 3-1/2" x 12".
 - b. Character Size: 1".
 - c. Text/Message: 8 Signs with the following text.
 - 1) Mechanical
 - 2) Mechanical
 - 3) Crew Office
 - 4) Foreman
 - 5) Tool Room
 - 6) Crew Room
 - 7) Washbay
 - 8) 1000 Gallon Containment Capacity

Item No. 3-A4:

Add 2.3, A, 3.

Volume I, Section 101423, Panel Signage

3. American Dryer model GTX9.



Item No. 3-A5:

Volume I, Section 111420 Hot water Pressure Washer

- Change: 2.1, B. Change (Two Required) to (One Required).
- Change: 2.1, C. Change (Eight Required) to (Four Required).
- Change: 2.1, D. Change (Four Required) to (Two Required).
- Change: 2.1, E. Change (Four Required) to (Two Required).
- Change: 2.1, F. Change (Eight Required) to (Four Required).
- Change: 2.1, G. Change (Sixteen Required) to (Eight Required).
- Change: 2.1, H. Change (Eight Required) to (Four Required).
- Change: 2.1, I. Change (Eight Required) to (Four Required).
- Change: 2.1, M. Change (Two Systems Required) to (One System Required).

Item No. 3-A6:

Volume I, Section 113100 Residential Appliances

- Change: 2.3, B. Change (Two Required) to (One Required).

Item No. 3-A7:

Volume I, Section 125500, Furniture

- Change 3.3 Change 3.3 Furniture Schedule to the following:

3.3 FURNITURE SCHEDULE

LOCATION	QUANTITY	ITEM
Foreman 106	1	Office Suite Desk
	1	Office Chair
	3	Side Chair
	1	Office Table
	1	Lateral File
Office 105	3	Office Desk
	3	Office Chair
Crew Room 104	2	Crew Room Table
	12	Side Chair

REFER TO DRAWINGS

Item No. 3-A8:

- Change Drawing, Sheet S110-REV, Framing Plan
Change General Note "10" to General Note "9" in Room 113 Washing.

Item No. 3-A9:

- Change Drawing, Sheet S110-REV, General Notes
General Note "10", Change LT, WT. Conc. to Normal Weight Concrete.



Item No. 3-A10:

Replace:

Drawing Sheets C-101, C-102 and C-103

Replace Sheets C-101, C-102 and C-103 with attached sheets C-101, C-102, C-103 and C-104.

Item No. 3-A11:

Change

Add

Drawing Sheet A901-REV finishes for room 114

Change painted base from type "A" to type "B".

Paint exposed steel roof deck and joists.

MECHANICAL

REFER TO DRAWINGS

Item No. 1-P1:

Change:

Drawing P601 Miscellaneous Schedule

WH-A to Zum model Z1330









Public Works Project No. 14-011-C1
Loogootee Unit Building/INDOT
Loogootee, Indiana
Pre-Bid meeting held June 10, 2015

1. Introduction of Attendees
2. Review of Bidding Requirements
 - A. The bid proposal shall be stamped at time of receipt by the DAPW. Any bid not stamped will not be opened.
 - B. Mailed bids shall be double enveloped, and clearly marked as a bid.
 - C. Bid form shall be completely filled out. No additions or deletions shall be permitted.
 - D. Alternate and unit prices shall be on a separate sheet attached to bid form.
 - E. Contractor certification requirements.
 - F. Bid amounts shall be written both numerically and in script, if there is any discrepancy in the two numbers the script amount shall govern.
3. All questions not clearly answered by the drawings or in the project manuals shall be clarified in an addendum.
4. Project Start and finish. It is anticipated that the selected contractor shall have a contract in approximately 45 days from bid date. It is anticipated that Notice to proceed will follow shortly after that. The contractor shall submit on separated sheet in bid package an estimated time of construction.
5. The site will have a concurrent Project under construction during this Contract. Some work is required under this Project before work under the Salt Building Contract may commence. The Contractor shall coordinate construction operations as required with adjacent construction contract.
6. The site will also have a concurrent construction project under construction during this project. The contractor shall coordinate with adjacent project as required.
7. Jay Smith advised that the contract documents indicated what materials can be used on the project. Substitution request requirements are indicated in the project manual.
8. Commissioning requirements are listed on the drawings. Owner will engaged a commissioning agent.
9. The last addendum will be issued. June 15, 2015. Addendums will be issued by e-mail to those plan recipients that received disks from our office. Contractors that obtained plans from other sources should check with those sources for the addendum or contact our office.
10. GENERAL REVIEWS OF PROJECT DRAWINGS AND MANUAL

New Unit Building
 Loogootee, IN/INDOT
 Public Works No. 14-011-C1

Pre-Bid Meeting
 Sign In
 Date June 10, 2015

Name	Title / Firm	Telephone / Fax	Signature
Steve McAvoy	State Wide Director, Fleet & Facilities Mgmt.	T - 317-489-1955 F - 317-232-5551	
Greg Hebel	Associate State Architect	T - 317-233-254	
Duane Long	Facilities Field Administrator	T - 317-431-4435	
Jay Smith	Architect, Fosse & Associates Architects	T - 812-424-3516 F - 812-424-3517	
Bruce Conen	B.C. Engineering	T - 812-424-7941	
Bob Cain	B.C. Engineering	T - 812-424-7941	
JOHN KREMP	KREMP CONST	317-482-6888	
Alex Kremp	Kremp Const.	317-482-6888	
MIKE BAUSTA	BRANDT CONCR.	317-638-7500	
CHRIS WOLFE	MacDougal Paved	403-567-6391	

THIS IS TO CERTIFY THAT THE ABOVE NAMED PARTY HAS BEEN ISSUED AN INDOT CONTRACTOR'S LICENSE TO CONSTRUCTION AS A CONTRACTOR'S LICENSEE FOR THE CATEGORY OF MAINTENANCE AND REPAIR WORK AS SPECIFIED IN THE LICENSEE'S LICENSE NUMBER AND CLASSIFICATION.



Michael J. Wagner
27 May 15
DATE



CASH WAGNER
& ASSOCIATES, PC
CONSULTING ENGINEERS & LAND SURVEYORS
WWW.CASHWAGNER.COM

422 E. 13TH STREET
JANESVILLE, WI 53538
PHONE 608 938 9015
FAX 608 938 9015
DISHWASHERS.COM

INDOT MAINTENANCE BLDG
U.S. 50 & C.R. 1250 E
LODBROOK, IN
SITE SPECIFICATIONS
DATE: 04.07.15
DRAWING NO.: C-104
SCALE: 1/4"

GENERAL NOTES:

- Refer to the drawings for the location and extent of the work.
- The work shall be completed in accordance with the specifications and standards of the Indiana Department of Transportation (INDOT).
- The contractor shall be responsible for obtaining all necessary permits and approvals from the appropriate authorities.
- The work shall be completed within the specified time frame and shall not cause any undue inconvenience to the public.
- The contractor shall maintain the safety of the work area and shall implement all necessary traffic control measures.
- The contractor shall be responsible for the disposal of all waste materials in accordance with local, state, and federal regulations.
- The contractor shall provide daily reports of the progress of the work to the project engineer.
- The contractor shall be responsible for the protection of all existing utilities and structures on the site.
- The contractor shall maintain the site in a clean and safe condition at all times.
- The contractor shall be responsible for the completion of all work as specified in the drawings and specifications.

PART 1

1.01 - MAINTENANCE

A. Provide all labor, materials, and equipment necessary to complete the work as specified in the drawings and specifications.

B. The work shall be completed in accordance with the specifications and standards of the Indiana Department of Transportation (INDOT).

C. The contractor shall be responsible for obtaining all necessary permits and approvals from the appropriate authorities.

D. The work shall be completed within the specified time frame and shall not cause any undue inconvenience to the public.

E. The contractor shall maintain the safety of the work area and shall implement all necessary traffic control measures.

F. The contractor shall be responsible for the disposal of all waste materials in accordance with local, state, and federal regulations.

G. The contractor shall provide daily reports of the progress of the work to the project engineer.

H. The contractor shall be responsible for the protection of all existing utilities and structures on the site.

I. The contractor shall maintain the site in a clean and safe condition at all times.

J. The contractor shall be responsible for the completion of all work as specified in the drawings and specifications.

1.02 - TRAFFIC CONTROL

A. Provide all labor, materials, and equipment necessary to complete the work as specified in the drawings and specifications.

B. The work shall be completed in accordance with the specifications and standards of the Indiana Department of Transportation (INDOT).

C. The contractor shall be responsible for obtaining all necessary permits and approvals from the appropriate authorities.

D. The work shall be completed within the specified time frame and shall not cause any undue inconvenience to the public.

E. The contractor shall maintain the safety of the work area and shall implement all necessary traffic control measures.

F. The contractor shall be responsible for the disposal of all waste materials in accordance with local, state, and federal regulations.

G. The contractor shall provide daily reports of the progress of the work to the project engineer.

H. The contractor shall be responsible for the protection of all existing utilities and structures on the site.

I. The contractor shall maintain the site in a clean and safe condition at all times.

J. The contractor shall be responsible for the completion of all work as specified in the drawings and specifications.

1.03 - UTILITIES PROTECTION

A. Provide all labor, materials, and equipment necessary to complete the work as specified in the drawings and specifications.

B. The work shall be completed in accordance with the specifications and standards of the Indiana Department of Transportation (INDOT).

C. The contractor shall be responsible for obtaining all necessary permits and approvals from the appropriate authorities.

D. The work shall be completed within the specified time frame and shall not cause any undue inconvenience to the public.

E. The contractor shall maintain the safety of the work area and shall implement all necessary traffic control measures.

F. The contractor shall be responsible for the disposal of all waste materials in accordance with local, state, and federal regulations.

G. The contractor shall provide daily reports of the progress of the work to the project engineer.

H. The contractor shall be responsible for the protection of all existing utilities and structures on the site.

I. The contractor shall maintain the site in a clean and safe condition at all times.

J. The contractor shall be responsible for the completion of all work as specified in the drawings and specifications.

1.04 - SITE RESTORATION

A. Provide all labor, materials, and equipment necessary to complete the work as specified in the drawings and specifications.

B. The work shall be completed in accordance with the specifications and standards of the Indiana Department of Transportation (INDOT).

C. The contractor shall be responsible for obtaining all necessary permits and approvals from the appropriate authorities.

D. The work shall be completed within the specified time frame and shall not cause any undue inconvenience to the public.

E. The contractor shall maintain the safety of the work area and shall implement all necessary traffic control measures.

F. The contractor shall be responsible for the disposal of all waste materials in accordance with local, state, and federal regulations.

G. The contractor shall provide daily reports of the progress of the work to the project engineer.

H. The contractor shall be responsible for the protection of all existing utilities and structures on the site.

I. The contractor shall maintain the site in a clean and safe condition at all times.

J. The contractor shall be responsible for the completion of all work as specified in the drawings and specifications.

1.05 - QUALITY CONTROL

A. Provide all labor, materials, and equipment necessary to complete the work as specified in the drawings and specifications.

B. The work shall be completed in accordance with the specifications and standards of the Indiana Department of Transportation (INDOT).

C. The contractor shall be responsible for obtaining all necessary permits and approvals from the appropriate authorities.

D. The work shall be completed within the specified time frame and shall not cause any undue inconvenience to the public.

E. The contractor shall maintain the safety of the work area and shall implement all necessary traffic control measures.

F. The contractor shall be responsible for the disposal of all waste materials in accordance with local, state, and federal regulations.

G. The contractor shall provide daily reports of the progress of the work to the project engineer.

H. The contractor shall be responsible for the protection of all existing utilities and structures on the site.

I. The contractor shall maintain the site in a clean and safe condition at all times.

J. The contractor shall be responsible for the completion of all work as specified in the drawings and specifications.

Table with multiple sections: PART 1 GENERAL, PART 2 MATERIALS, PART 3 EXECUTION, PART 4 QUALITY CONTROL, PART 5 MAINTENANCE. Includes a revision table, specification details, and project information like 'INDOT MAINTENANCE BIDS' and 'CASH WAGNER & ASSOCIATES, PC'.



Signature of E. J. Wagner, dated May 15, 2015. Title: CONSULTING ENGINEER - LAND SURVEYOR.



Address: 422 E. 13TH STREET, NAPER, IN 47554. Phone: 317.336.9311. Website: www.cashwagner.com

REVISION table with columns for number, date, and description.

INDOT MAINTENANCE BIDS, U.S. 50 & C.R. 1250 E, LOBBOTON, IN, CHANNING NSL, C-1-103

DISTRICT: 04.07.15, DRAWING NO.: C-1-103

THIS DRAWING IS THE PROPERTY OF CASH WAGNER & ASSOCIATES, INC. IT IS TO BE USED ONLY FOR THE PROJECT AND SITE SPECIFICALLY IDENTIFIED HEREON. IT IS NOT TO BE REPRODUCED, COPIED, REPRODUCED, OR TRANSMITTED IN ANY FORM OR BY ANY MEANS, ELECTRONIC OR MECHANICAL, INCLUDING PHOTOCOPYING, RECORDING, OR BY ANY INFORMATION STORAGE AND RETRIEVAL SYSTEM, WITHOUT THE WRITTEN PERMISSION OF CASH WAGNER & ASSOCIATES, INC.

CASH WAGNER & ASSOCIATES, INC.
CONSULTING ENGINEERS & LAND SURVEYORS
WWW.CASHWAGNER.COM


DATE: **27 May 15**

402 E. 13TH STREET
JUPITER, FL 33456
PH: 813 564 5015
FAX: 813 564 5015
CALL: 813 561 1384
CASHWAGNER.COM

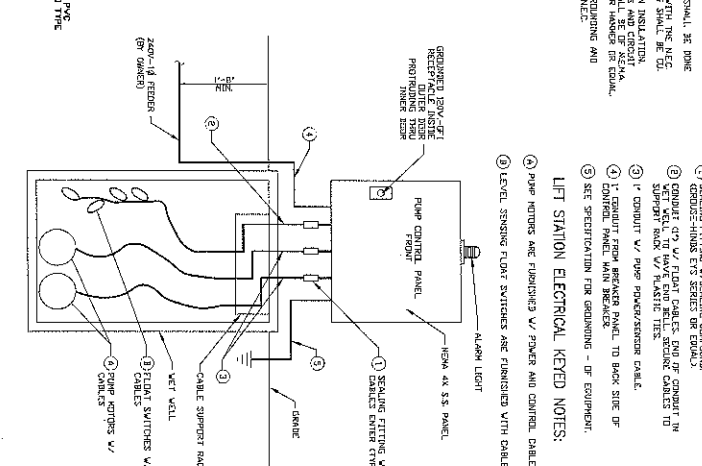
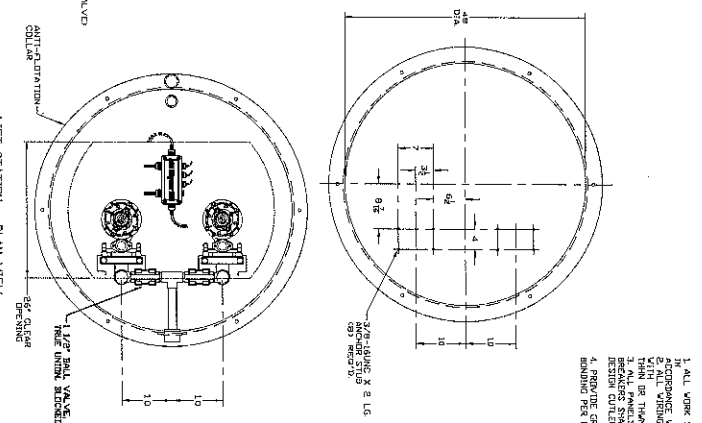
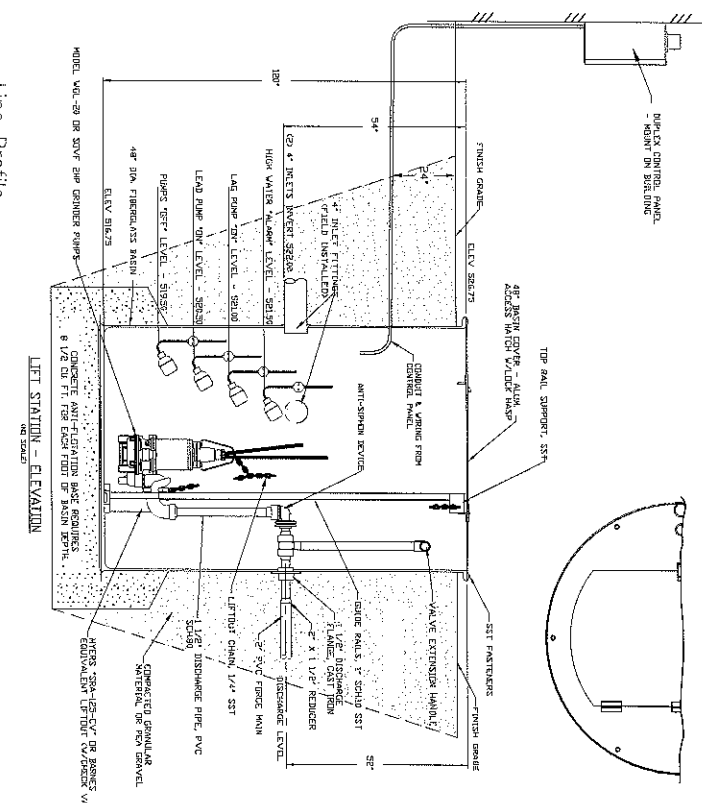
NO.	DATE	BY	DESCRIPTION
1	05/27/15	MM	ISSUED FOR PERMIT
2	05/27/15	MM	ISSUED FOR PERMIT
3	05/27/15	MM	ISSUED FOR PERMIT
4	05/27/15	MM	ISSUED FOR PERMIT

PROJECT: **INDOT MAINTENANCE BLDG**
U.S. 90 & C.R. 1290 E
LODGBOOTE, IN

LIFT STATION ELECTRICAL & PLAN/PROFILE
DATE: **04.07.15**
DRAWN BY: **C-1102**
SCALE: **0-4**



Line Profile
VERTICAL SCALE: 1" = 4'
HORIZONTAL SCALE: 1" = 30'



GENERAL NOTES

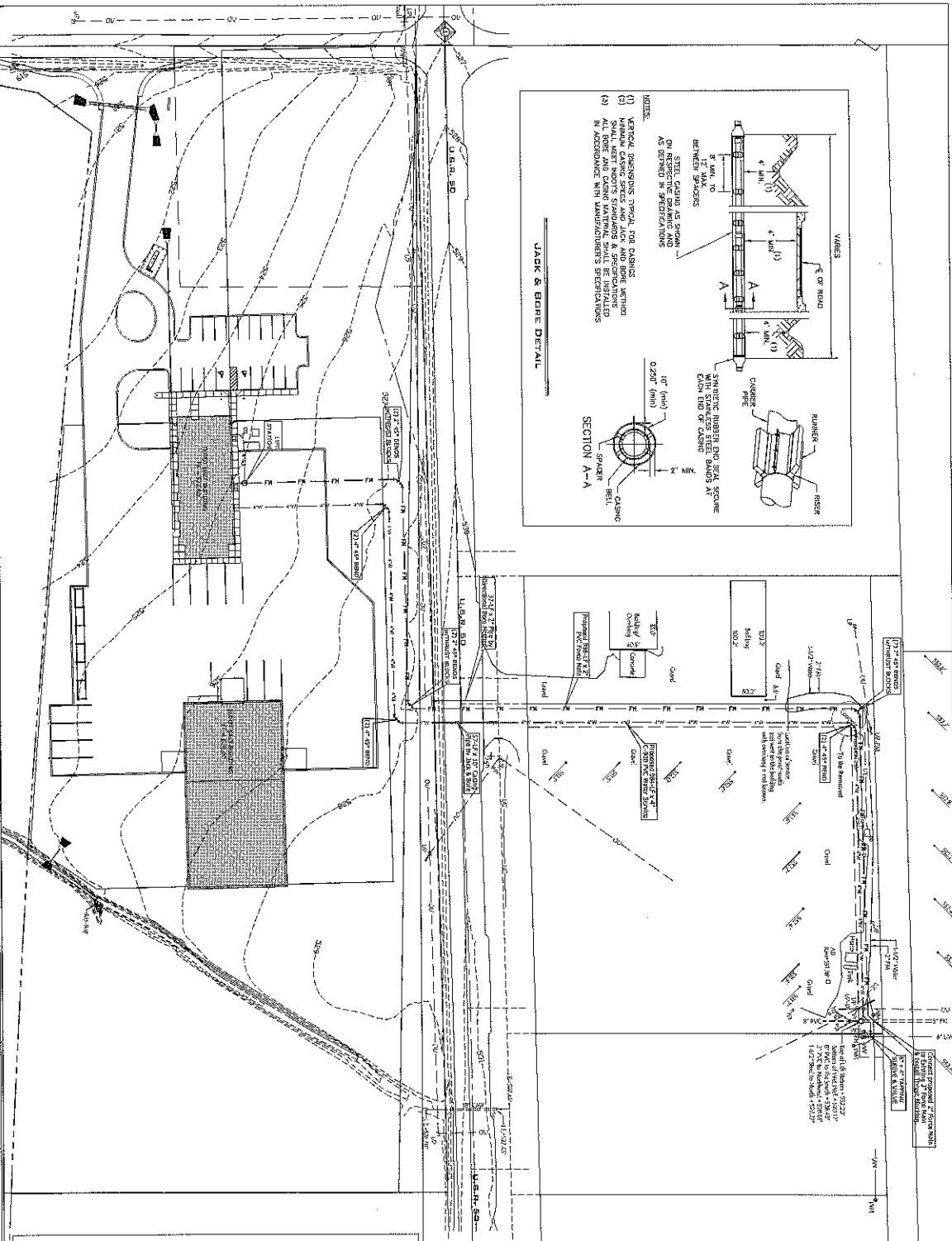
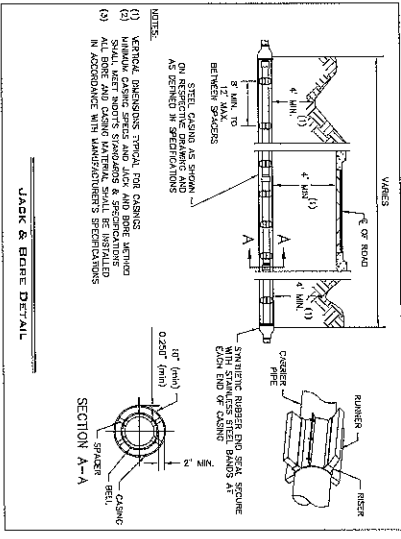
1. ALL WORK SHALL BE DONE ACCORDING WITH THE NEG. WITH PERMITS FROM THE CITY OF JUPITER.
2. ALL PANELS AND CIRCUIT BREAKERS SHALL BE OF NEMA DESIGN CONSTRUCTION OR EQUAL RATING PER NEC.

CONTROL PANEL ENTRANCE NOTES:

1. SEALING FITTING AT SEALING POINT.
2. GROUND CPD W/ GROUND CABLES. END OF GROUND IN SUPPORT RACK W/ PLASTIC TIE.
3. CONDUIT W/ PIPE JOINT/STRESSOR CABLE.
4. CONDUIT FROM BREAKER PANEL TO BACK SIDE OF CONTROL PANEL MAIN BREAKER.
5. NET SPECIFICATION FOR GROUNDING - OF EQUIPMENT.

LIFT STATION ELECTRICAL KEYED NOTES:

1. PUMP MOTORS ARE FUSED BY V. PAPER AND CONTROL CABLES.
2. LEVEL SINKING FLOAT SWITCHES ARE FURNISHED WITH CABLES.



CASH WAGNER
 & ASSOCIATES, P.C.
 CONSULTING ENGINEERS - LAND SURVEYORS

DATE: 27 May 15

REVISIONS

NO.	DATE	BY	DESCRIPTION
1	05/27/15	AW	ISSUED FOR PERMITTING

402 E. 13TH STREET
 JAYCE, IN 47536
 PH: 812.834.3844
 FAX: 812.834.3817
 CASHWAGNER@GMAIL.COM

DATE: 04.07.15
 DRAWING NO.: C-101



Public Works Project No. 14-011-C1
New Unit Building/INDOT
Loogootee, Indiana

ADDENDUM NO. 4

June 22, 2015

Project Drawings and Manual dated January 2015 and titled **REVISED BID DOCUMENTS May 18, 2015** and indicated "REV".

Receipt of this Addendum shall be acknowledged on the Bid Form.

This Addendum Consists of (1) Addendum Sheet.

ARCHITECTURAL

REFER TO PROJECT MANUAL – VOLUME # 1

Item No. 4-A1:

Add: 3.1, E.

Volume 1, Section 012300, Alternates

Add Alternate # 5:

E: Alternate No. 5. Tool Room 114 Roof Alternate

1. Base Bid: Refer to Specification Section 075423 "Thermoplastic Polyolefin (TPO) Roofing" for Alternate # 4 roofing membrane.
2. Alternate: Provide price to use alternate roof membrane per Specification Section 075419 "Polyvinyl-Chloride (PVC) Roofing" for Tool Room 114.

Item No. 4-A2:

Clarification

Addendum # 3, Item No. 3-A1, Alternate # 2.

Alternate # 2 shall include mobilization cost for Special Subgrade Treatment indicated on drawings in both Areas # 1 and # 2.