


INTEGRATING KEEPSTOCK® INVENTORY MANAGEMENT WITH YOUR ePROCUREMENT



ENHANCED USER EXPERIENCE

- > Access KeepStock order requisitions via Grainger Punchout catalog
- > Single process for all KeepStock orders and other Grainger ePro orders

SCALABLE SOLUTION

- > Integrate the KeepStock program with your ePro provider of choice (SAP, Oracle, Ariba, GHX, Jaggaer, etc.)
- > Installs across multiple locations
- > Centralized visibility to spend

eCOMMERCE UTILIZATION

- > Drive compliance across your organization
- > Leverage a single platform to help save time, money and space

©2024 W.W. Grainger, Inc. W-GEKS100 G1262



Supplies and Solutions for Every Industry®

GRAINGER.COM®
1.800.GRAINGER

INTEGRATING KEEPSTOCK® INVENTORY MANAGEMENT WITH YOUR ePROCUREMENT



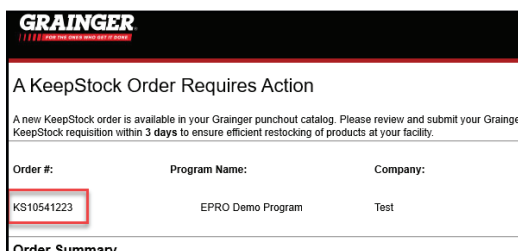
5 SIMPLE STEPS

1 CREATE KEEPSTOCK SCAN

Recommended replenishment submitted via the KeepStock application by customer or Grainger rep.

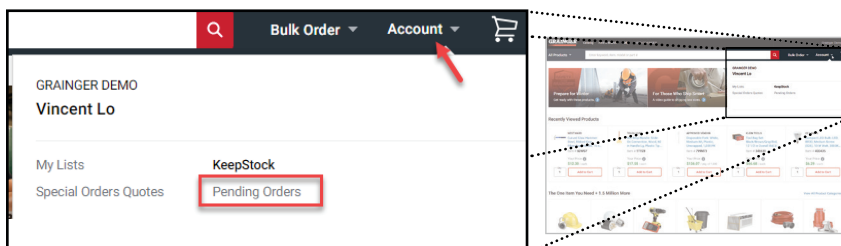
2 KEEPSTOCK EMAIL RECEIVED

Purchaser receives an email notification that a scan is ready to review.



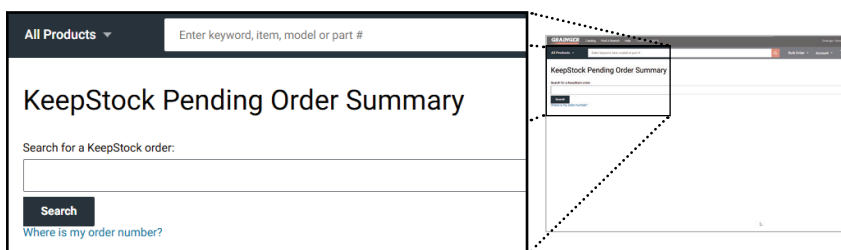
3 ACCESS SCAN VIA PUNCHOUT

Purchaser accesses Punchout and KeepStock requisition under the Account tab and then Pending Orders.



4 ADD ITEMS TO CART

Enter KeepStock scan number into the search bar. Once scan appears, items can be added to cart. Cart is then submitted to purchasing system.



5 PURCHASE ORDER CREATED

Purchaser finishes requisition, creates P.O. in their system, routes for approval and sends to Grainger.
Grainger receives order and delivers the scanned KeepStock inventory.

Learn more at:

[> grainger.com/epro](https://www.grainger.com/epro) [> grainger.com/keepstock](https://www.grainger.com/keepstock)

Grainger KeepStock solutions are subject to customer eligibility and agreements.

©2024 W.W. Grainger, Inc. W-GEKS100 G1262



Supplies and Solutions for Every Industry®

GRAINGER.COM®
1.800.GRAINGER