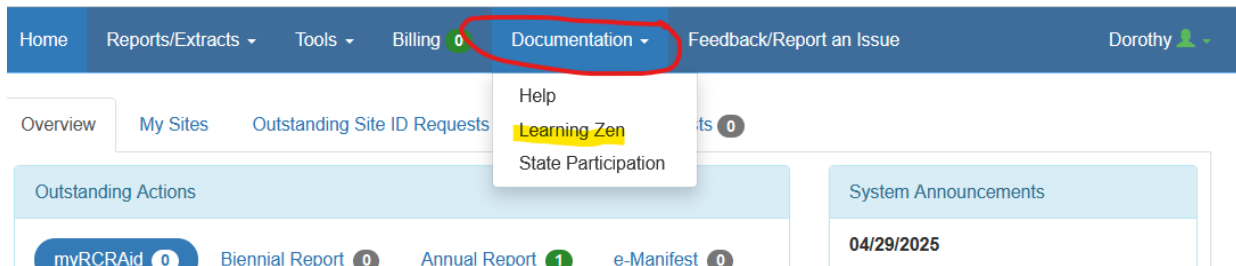
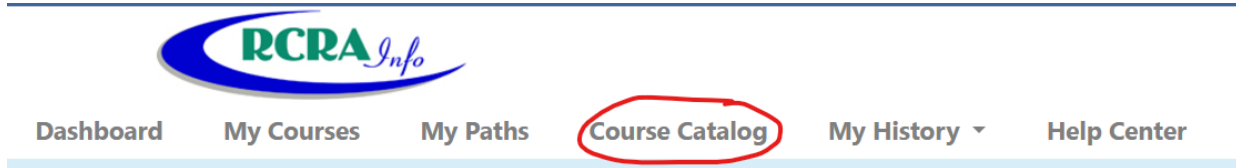


## myRCRAid Learning Zen Training

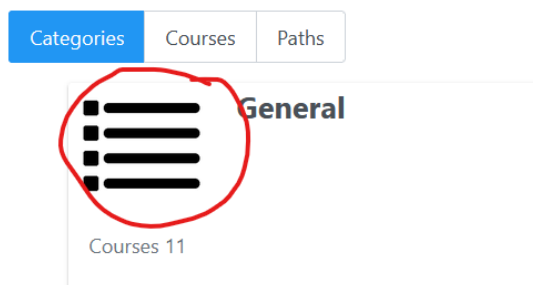
1. Log in to the RCRAInfo Industry Portal
  - a. Navigate to: <https://rcrainfo.epa.gov>
  - b. Use your login information to enter the site.
2. In the blue banner at the top of the screen, click on “Documentation” and then on “Learning Zen”



3. At the bottom of the next screen, click on “Request access to this portal” and follow the instructions to create an account.
  - a. You will need to verify your email address by clicking on a link once you have set up your account.
4. Log into Learning Zen
  - a. Click on “Course Catalog” and then on the ‘hamburger icon’ next to the word “General”



## Course Catalog



- d. Complete these 2 courses BEFORE you attempt to register.
  - a. Complete “Industry User Registration” Course
  - b. Complete “RCRAInfo Industry Application myRCRAid Module”
    - i. The last chapter in this course covers the Electronic Signature Agreement. Please pay close attention to this chapter and note that choosing to submit a paper agreement will delay your Industry User registration by up to two weeks.

- e. Complete these courses once you are registered.
  - a Site Manager Roles and Responsibilities
  - b Introduction to e-Manifest
  - c RCRAInfo Industry Application Manifest Corrections
  - d RCRAInfo Industry Application Biennial Report Module