

VPP - The Indiana Model

Becoming Friends with Indiana OSHA


January 2020



How to work with IOSHA?




1. **Start with Onsite visit with a VPP Leader (North, Central, and South)**
2. **Tour of Fixed Locations & Jobsites looking for safety and health hazards**
3. **Develop Relationships (mgmt, employees, supervisors)**
4. **Gap Analysis – Review of VPP elements – VPP Worksheet**
5. **Submit VPP Application**



Growth of VPP in Indiana

- **89 VPP Sites**
- **134 Special Government Employees (SGE) from VPP sites**
- **Goal 100 VPP Sites**



VPP Benefits & Requirements

The Four Elements of VPP

**Management Leadership &
Employee Involvement**

Worksite Analysis

**Safety and Health
Training**

**Hazard Prevention
and Control**




Management Leadership and Employee Involvement

- **Top management visibility**
- **Safety and health policies communicated**
- **Employee involvement active and meaningful**
- **Management has responsibility, accountability and provides adequate resources**
- **Employees involved in safety and health planning, feedback taken into account**
- **Contractor Program**




Worksite Analysis

- Pre-use/Pre-Startup analysis
- Comprehensive surveys
- Written Industrial Hygiene Plan
- Self Inspections
- Routine hazard analysis
- Employee reporting of hazards
- Accident investigation
- Trend analysis



Hazard Prevention and Control

- Hazard tracking system
- Hierarchy of controls
- Preventive maintenance
- Emergency response procedures
- Medical program



Safety and Health Training

- **Everyone's responsibility, from top managers to hourly workers**
- **Schedule training sessions on a regular basis**
- **Maintain documentation of training**




VPP Levels of Participation

IOSHA

STAR




Merit



VPP Requirements

- All VPP elements in place for at least one year before evaluation and in compliance with OSHA Standards
- DART (Days Away Restricted Transfer Rate) below latest BLS data
 - Low TCIR (Total Case Incident Rate) below latest BLS data




Benefits of VPP

- Improves safety performance
 - *Decline in injury, illness and lost work day rates*
- Creates economic benefits
 - *Reduced absenteeism rates, insurance premiums and workers compensation costs*
- Enhances public recognition and outreach
 - *Improved relationship with IOSHA and surrounding community*
- Increases Employee Benefits
 - *Higher morale and feeling of ownership among employees*




The Onsite Evaluation

- After application is submitted, Indiana OSHA will conduct an onsite evaluation
- Onsite team: minimum of 4 people including Special Government Employees (SGEs) from VPP sites and one VPP Leader
- Onsite visit typically lasts 4 days—Monday noon to Thursday afternoon
- Consists of documentation/site review/employee interviews/tour of jobsites



VPP Documents You Need


- VPP Manual – Chapter 3 – Pages 21 to 41
- VPP Worksheet – Gap Analysis
- VPP Application



VPP Networking in Indiana

2020 Best Practices Meetings

- Feb 24 – Indianapolis
- Nov – Central - TBD
- Nov – North -TBD
- Nov – South - TBD



VPP Networking

- VPPPA Region 5 Conference
April 2020 Lake Geneva, WI
- VPPPA National Conference
August 2020 Orlando, FL
- VPPPA Web site: www.vpppa.org





Lisa A. Stephenson

- VPP Leader
- Indiana Dept of Labor
- lstephenson@dol.in.gov
- 812-620-7163

