



MANUFACTURING EXTENSION
PARTNERSHIP

*MISSION: TO ADVANCE ECONOMIC PROSPERITY, HEALTH AND
QUALITY OF LIFE IN INDIANA AND BEYOND.*



E3 SUMMARY



Cumulative Assessment Estimated Summary:

- **Key Lean Opportunities: \$695,500** Savings
- **Energy Savings Opportunities: \$332,000** Savings
- **W.A.S.T.E. Stream Opportunities: \$514,300** Savings
- **Greenhouse Gas Emissions Reductions: 18,216 Tons**
CO2-Eq

SUMMARY



Cumulative Assessment Estimated Impacts:

	Lean VSM Savings	Energy Audit	W.A.S.T.E. Stream Mapping	MTCO2e Reduced	Total \$ Savings
Company #1	\$87,500	\$81,600	\$40,300	1,691 tons	\$209,400
Company #2	\$174,400	\$145,800	\$239,000	1,620 tons	\$559,200
Company #3	\$201,600	\$6,200	\$108,800	82 tons	\$316,600
Company #4	\$232,000	\$98,400	\$126,200	626 tons	\$456,600
TOTAL	\$695,500	\$332,000	\$514,300	4,019	\$1,541,800

CASE STUDY #1

Indiana Wood Product Manufacturer

Working 6:30am-4pm 5-6 days/wk

Annual production= 233,000 pieces

No. Employees = 200

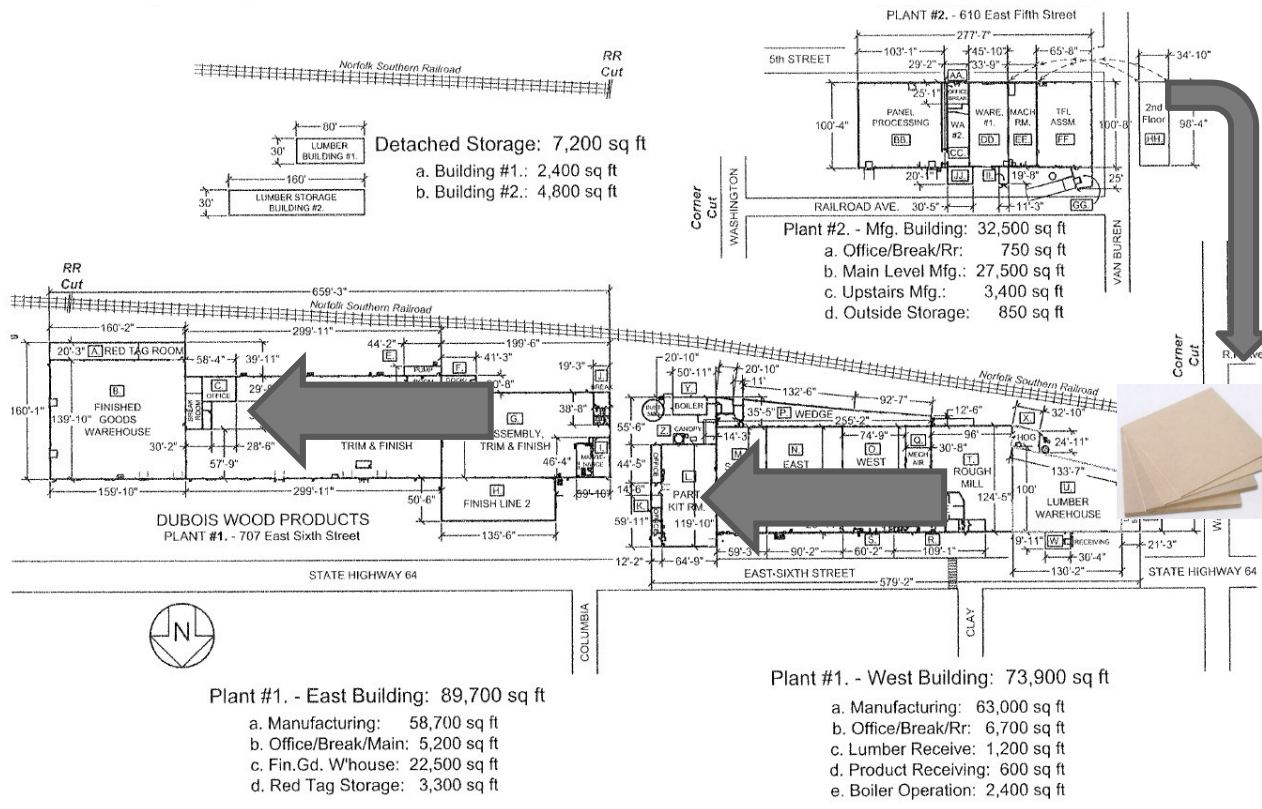
Annual Elec. Cost = \$293,280

Annual Nat. Gas Cost = \$150,726

CASE STUDY #1

PURDUE
UNIVERSITY

MANUFACTURING EXTENSION
PARTNERSHIP

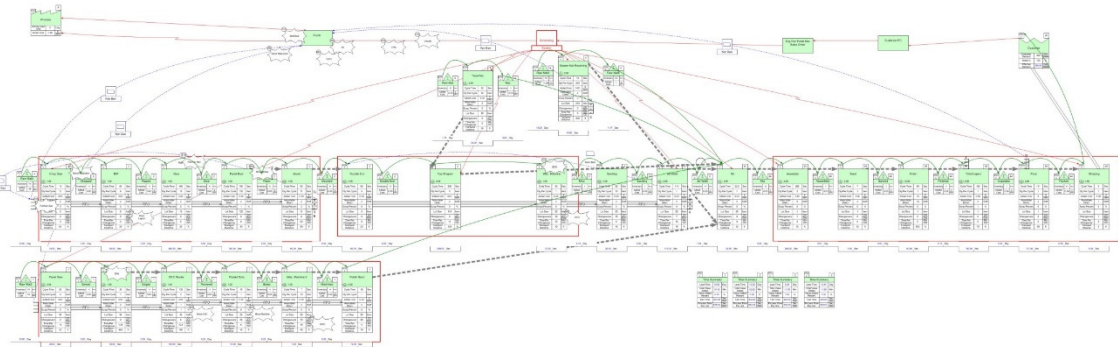


CASE STUDY #1

Assessment Summary:

Key Lean Opportunities

- Install FIFO Lanes
- Set up Supermarkets
- Rearrange into cells
- Set up QCO
- Develop Visuals & Standardize work



CASE STUDY #1

Assessment Summary:

Actual Lean Opportunities

**\$309,500+
annual savings**

CASE STUDY #1

Assessment Summary:

Estimated Lean Opportunities = \$87,900 cost savings

- ✓ \$120,000 total invested in equipment
- ✓ Lead time has been reduced from 10 weeks **to just 6 weeks**
- ✓ Identified delays due to slow changeover at the molder have been reduced by **outsourcing** and using molder only for what it is most efficient at doing. This saves at least 1 hour per day, plus reduced cost from specialized supplier, totaling a cost savings of \$50,000 annually.
- ✓ Invested \$60k in new Double Ender equipment, **reducing changeover from 45 minutes down to 5 minutes**. Cost savings of \$60,000 annually.
- ✓ Working on rearranging layout into cells. Increased **efficiency of the layout** requires fewer workers, which has allowed workforce to be dedicated elsewhere. Cost savings = \$87,000 annually.

CASE STUDY #1

Assessment Summary:

Estimated Lean Opportunities = \$87,900 cost savings

- ✓ Invested \$30k in a new Pocket Borer machine that also inserts the screws, creating **labor savings of 50%**. This also results in another reduced step in assembly, freeing up another 0.5 FTE. Combined cost savings = \$50,000 annually.
- ✓ New visual aids have been installed plant wide. Increased clarity and effective **communication have reduced rework 50%**. Cost savings = \$50,000 annually.
- ✓ New feed machines were installed in the sanding area, resulting in labor savings of \$12,500 annually.
- ✓ Overall, changes allowed the company to completely shut down one finish line and keep productivity the same.


CASE STUDY #1

PURDUE
UNIVERSITY

MANUFACTURING EXTENSION
PARTNERSHIP

Assessment Summary: Energy Savings Opportunities

- Lighting
- Compressed Air
- HVAC
- Heat Recovery
- **Switching from wood burning boiler**
- Other – manufacturing tax incentive



CASE STUDY #1

Assessment Summary: Actual Energy Savings

- ✓ **Actual utility cost savings = \$59,000+**
- ✓ **Total Electricity reductions = 90,935 kWh (GHG reductions = 86 MTCO₂e)**
- ✓ **Total Natural Gas reductions = 2,840 MMBTU (GH reductions = 151 MTCO₂e)**
- ✓ Wood burning boiler was decommissioned & natural gas unit heaters were installed throughout the building to create a more consistent, comfortable temperature.
 - ✓ One time cost savings of \$35,000 by not repairing the old boiler and water treatment.
 - ✓ Eliminated requirement for Night Watchman. Labor savings = \$25,000.
 - ✓ Eliminated 1,000 tons of wood waste being burned. Now sold to farmers.
 - ✓ **Eliminated 1,438 MTCO₂e**

CASE STUDY #1

Assessment Summary: Actual Energy Savings

- ✓ Replaced less efficient lamps with low-wattage T8 and T5 throughout. Energy savings = 39,080 kWh. Cost savings = \$3,965 annually.
- ✓ Installed **programmable thermostats**. Energy savings = 1500 MMBtu, or 15,000 therms. Cost savings = \$14,073 annually.
- ✓ Installed **air curtains**. Energy savings = 1,340 MMBTU. Cost savings = \$12,533 annually.
- ✓ Repaired leaks in **compressed air** lines. Energy savings = 51,855 kWh. Cost savings = \$4,400.
- ✓ Removing a blower & dust collector with a re-ducting project.

CASE STUDY #1

Assessment Summary:
Actual Energy Savings

\$84,000+
annual savings

CASE STUDY #1

Assessment Summary:

W.A.S.T.E. Stream Opportunities

- ✓ Streamlined & **standardized skids** to reduce wood waste & cost
- ✓ Moved from 8 skid sizes down to 3 sizes
- ✓ Now able to reuse to ship out smaller furniture pieces, avoiding purchasing costs
- ✓ No skids going to landfill!
- ✓ **Savings = \$4,200 annually**



CASE STUDY #1

Assessment Summary:

W.A.S.T.E. Stream Opportunities



- ✓ Discovered they were buying cardboard to secure table legs to individual tables
- ✓ Explored repurposing plastic banding instead
- ✓ Ultimately, moved to **bulk shipping**, eliminating need to secure individual legs to individual tables
 - ✓ Reduced cardboard use by 8,250 strips per year, or about 6,560 s.f., or 0.085 tons
 - ✓ **Cost savings of \$1,435 annually**

CASE STUDY #1

Assessment Summary:

W.A.S.T.E. Stream Opportunities




- ✓ Previously no recycling pickup options
- ✓ Explored current market
- ✓ Instituted new recycling program!
- ✓ Diverting 27 yards per week, from landfill, or
 - ✓ 97.6 tons diverted per year
 - ✓ **Cost savings = \$6,400 annually**
 - ✓ GHG reduction of 261 MTCO₂e

CASE STUDY #1

Assessment Summary:

W.A.S.T.E. Stream Opportunities



- ✓ Labor spent cutting out bad wood, creating scrap
- ✓ Explored purchasing premium lumber to **reduce cutting waste** and scrap
 - ✓ Eliminating 516 tons of wood purchased
 - ✓ Reduced wood sent to landfill
 - ✓ **Cost savings = \$32,000 annually**
 - ✓ GHG reduction of 667 MTCO₂e

CASE STUDY #1

Assessment Summary:

W.A.S.T.E. Stream Opportunities

- FUTURE- Planning to re-duct to **capture waste heat** from air compressor and vacuum systems.

COLD FRESH AIR FROM OUTSIDE

Fresh oxygen rich air from the outside is pulled into the unit's advanced filtration system to remove smoke particles, pollen, and other allergens and pollutants.

WARM STALE AIR FROM INSIDE

Moisture, Odors, Allergens, VOCs, CO and CO₂ and other indoor air pollutants are pulled into the unit.

COOL STALE INDOOR AIR

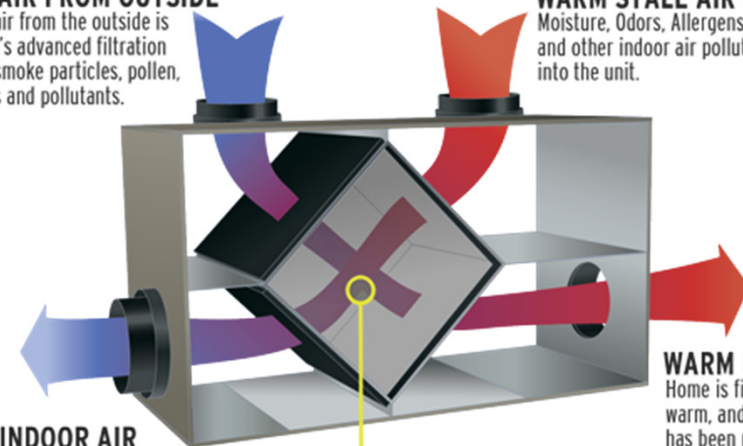
After the heat is removed from the stale indoor air this air becomes cool and is exhausted outside.

ENERGY RECOVERY CORE

Heat from the stale indoor air is transferred through the unit's core to warm the cold fresh air before it enters the home.

WARM PURIFIED AIR

Home is filled with fresh, warm, and oxygenated air that has been purified and tempered by the unit, creating a healthy, efficient, and odor free indoor environment.



CASE STUDY #1

Assessment Summary:

Actual W.A.S.T.E. Stream Opportunities

\$44,035+

Current annual savings

CASE STUDY #1

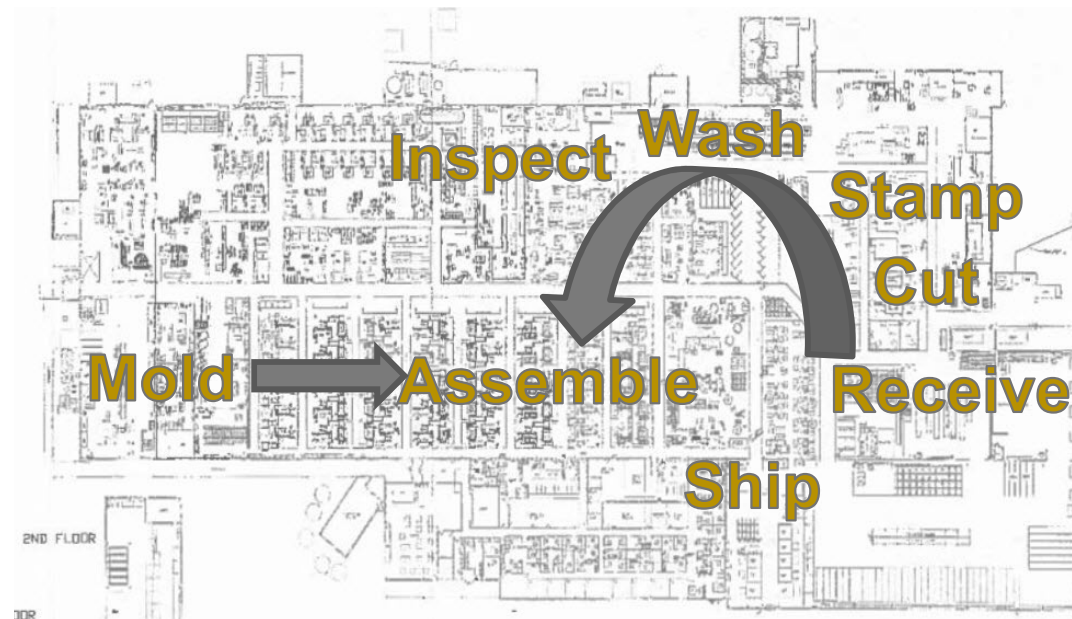
Assessment Summary:

Greenhouse Gas Emissions Opportunities

- Current GHG emissions = 19,457 Metric Tons of CO₂-equivalent
- **Reduced 1,691 Tons of CO₂-eq**
- Minimize burning of fossil fuels
- Increase energy efficiency via energy improvement projects
- Switch fuel from wood boiler to cleaner natural gas
- Explore potential of solar photovoltaic for zero-emissions electricity generation
- Reduce solid wood waste generation
- Reduce emissions from paints & sealants

CASE STUDY #2

Automotive Seal Manufacturer



CASE STUDY #2

Automotive Seal Manufacturer

Working 3 shifts 5-6 days/wk

Annual production= 24,637,577 pieces

No. Employees = 493

Annual Elec. Cost = \$1,816,118

Annual Nat. Gas Cost = \$254,073

CASE STUDY #2

Assessment Summary:

Key Lean Opportunities

- Install FIFO Lanes
- Eliminate banding of metal parts
- Investigate larger coil size & improved coil layout
- Improve communication
- Develop Visuals & Standardize work
- Change to water-based oil to eliminate 2 week rerun

CASE STUDY #2

Assessment Summary:

Key Lean Opportunities

**\$174,487+
annual savings**

CASE STUDY #2

Assessment Summary:

Key Lean SAVINGS

- Direct **Labor per part** declines by \$.13 each.
- **Process bottleneck** would be reduced from .225 minutes per part to .125 minutes per part. This is a 40% reduction on the bottle neck process.
- The **lead time** was reduced from 3.83 days to 3.43 days. A 10% reduction.
- The **Value Added time** increased from 3.77% to 4.21%. This is a 12% improvement. With additional effort, further opportunities could be addressed.
- The **Process Times** was reduced from 40.88 to 24.37. This is a 40% reduction.
- Potential savings from reduced metal scrap TBD.

CASE STUDY #2

Assessment Summary:

Energy Savings Opportunities

- Lighting
- Compressed Air
- HVAC
- Other – manufacturing tax incentive

CASE STUDY #2

Assessment Summary:

Energy Savings Opportunities

**\$145,800+
annual savings**

CASE STUDY #2

Assessment Summary:

W.A.S.T.E. Stream SAVINGS




- Issue with parts requiring rework after sitting, due to oil
- Changed from chlorinated paraffin drawing oil to water based oil to eliminate rework of parts that sit 2 weeks.
- Reduced oil usage by 10 barrels per day.
Saving 90,000 gallons per year due to thinner viscosity.

CASE STUDY #2

Assessment Summary:

W.A.S.T.E. Stream SAVINGS - MOP WATER



- High cost to ship oil-contaminated water from mopping
- In process of modifying process for mop waste water
- Explored switching soap to enable better oil separation

CASE STUDY #2

Assessment Summary:

W.A.S.T.E. Stream SAVINGS- MOP WATER

- **Cost savings = \$31,750 annually** (plus \$20,827 in energy savings).
- Recycling greywater reduces 87,000 gal. of water annually.
- Additional \$15,000 in cost savings potential with greater dilution of wastewater treatment chemicals, to be tested in late 2016.

CASE STUDY #2

Assessment Summary:

W.A.S.T.E. Stream SAVINGS- FUTURE

- FUTURE- planning to implement Reverse Osmosis Reject Water recycling project late 2016.



CASE STUDY #2

Assessment Summary:

W.A.S.T.E. Stream Opportunities

\$74,577+

Current annual savings

CASE STUDY #2

Assessment Summary:

Greenhouse Gas Emissions SAVINGS – 1.600 tons

Equivalency Results

The sum of the greenhouse gas emissions you entered above is of Carbon Dioxide Equivalent. This is equivalent to:

1,638 Metric Tons

Annual greenhouse gas emissions from



CO₂ emissions from

-or-

-or-

-or-

CASE STUDY #3

Fabricator of Reusable Steel Racks for Automotive Parts



CASE STUDY #3

Fabricator of Reusable Steel Racks for Automotive Parts

Working 7:00am-4pm 5-6 days/wk

Annual production= 7,000 units ++

No. Employees = 90

Annual Elec. Cost = \$37,644

Annual Nat. Gas Cost = \$12,053

CASE STUDY #3

Assessment Summary:

Key Lean Opportunities

- Pull Kanban component supermarket: **\$12k savings from inventory reduction + \$15k reduction in overproduction**
- Standardize hardware in prototype: **Savings TBD**
- Set up QCO: **\$800 savings**
- Move sub-assembly to end of each line: **\$18k savings**
- Decrease days of RM inventory / JIT: **\$116k savings**
- **Install FIFO conveyor flow from Line to Wash...**

CASE STUDY #3

Assessment Summary: Key Lean Opportunities

- Install FIFO conveyor flow from Line to Wash...
- \$42k inventory savings
- Labor savings of \$60k annually w/ 3 fewer forklifts!
 - Free up labor for production
- Increased production capacity expected to add \$1M in sales



CASE STUDY #3

Assessment Summary:

Key Lean Opportunities

- ✓ Quick Change Over implemented in sawcut area. Cost Savings = \$800 annually.
- ✓ Moved subassembly to reduce inventory and transportation distance. One Time Savings = \$18,625.
- ✓ Implemented cellular flow using new conveyor system. Cost Savings = \$42,412 annually.
- ✓ Increased production capacity by 30%
- ✓ **Generated new sales revenue of \$1,000,000 based on new capacity.**

CASE STUDY #3

Assessment Summary:

Key Lean Opportunities

- ✓ Implemented most recommendations, including moving sub-assembly closer to assembly, installing new conveyor systems, and other major changes.
- ✓ Raw material inventory reduction from 18 days down to 9 days. One Time Savings = \$116,460.
- ✓ New FIFO lanes reduce 60 units of inventory in half. One Time Savings = \$29,950.
- ✓ **Actual TOTAL Lean Savings = \$1,208,247 in savings**

CASE STUDY #3

Assessment Summary:

Key Lean Opportunities

**\$208,000+ Savings
+ Future \$1M Sales**


CASE STUDY #3

PURDUE
UNIVERSITY

MANUFACTURING EXTENSION
PARTNERSHIP

Assessment Summary: Energy Savings Opportunities

- Lighting
- Compressed Air
- HVAC
- Other – manufacturing tax incentive



CASE STUDY #3

Assessment Summary:
Energy Savings Opportunities

\$6,200+ Annual Savings
12% Reduction!

CASE STUDY #3

Assessment Summary:

W.A.S.T.E. Stream Opportunities



- Paid to send recyclable items to landfill
- Reduced tipping fees by starting to recycle cardboard, plastic, etc.
 - HDPE recycling generating **\$3-5k in new revenue!**
- Better policies reduced metal scrap by 20%
 - 7,000 lbs less metal purchased =
 - **Cost savings of \$2,800 annually**

CASE STUDY #3

Assessment Summary:

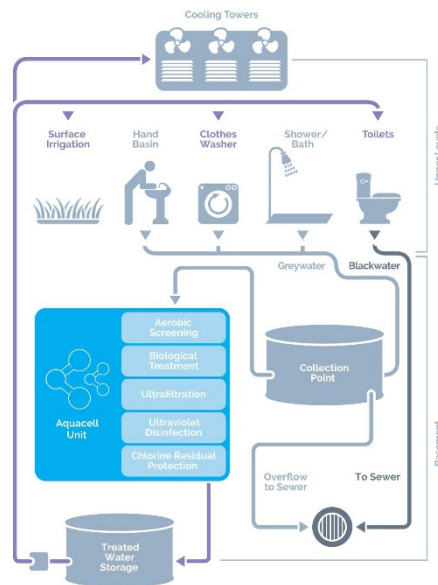
W.A.S.T.E. Stream Opportunities



- Significant hazardous waste generated by oil based paint
- Switching to water based paint
 - Reduction in time required to comply with SQG regulations: 62 hours (\$930)
 - Eliminated VOC emissions from 14,400 gallons of oil based paint: 9,216 pounds
 - Eliminated purchase and use of: 156 gallons of acetone & 70 gallons of xylene (\$4,165)
 - Reduction in **hazardous waste generation: 5,400 pounds annually (\$6,437)**
 - **Cost savings: \$27,500 annually**

CASE STUDY #3

Assessment Summary: W.A.S.T.E. Stream Opportunities



- Reduce water use in wash w/ new greywater recycling system
 - Reduction in potable water use: **13,517 gallons** annually
 - **Cost savings = \$4,418 annually**

CASE STUDY #3

Assessment Summary:

W.A.S.T.E. Stream Opportunities

\$114,900+

Current annual savings

CASE STUDY #3

Assessment Summary:

Greenhouse Gas Emissions SAVINGS – 62 tons

The sum of the greenhouse gas emissions you entered above is of Carbon Dioxide Equivalent. This is equivalent to:

62 Metric Tons ▼

Greenhouse gas emissions from



CASE STUDY #4

Furnace Manufacturer



PURDUE
UNIVERSITY

MANUFACTURING EXTENSION
PARTNERSHIP

CASE STUDY #4

Furnace Manufacturer

Working 3 shifts 4-5 days/wk

Annual production= 1.6M units ++

No. Employees = 500

Annual Elec. Cost = \$1,578,866

Annual Nat. Gas Cost = \$425,113

CASE STUDY #4

Assessment Summary:

Key Lean Opportunities

- Eliminate 16+ minutes of non-value added time – task balancing & work flow analysis
- Eliminate wait time- add buffer for critical raw material coils

CASE STUDY #4

Assessment Summary:

Key Lean Opportunities

**\$232,000+
Savings**

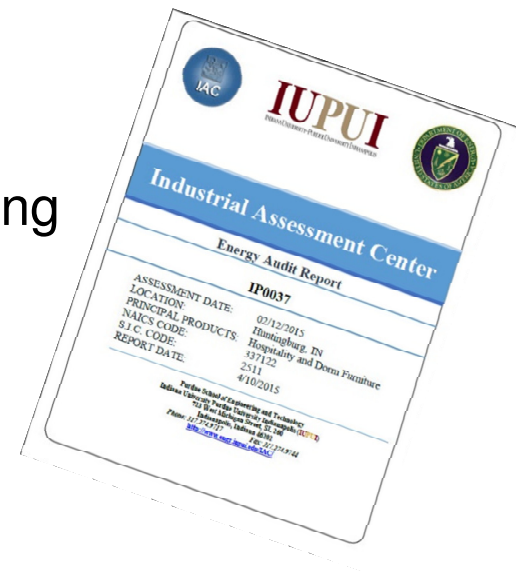
CASE STUDY #4

Assessment Summary: Energy Savings Opportunities

- Lighting
- Compressed Air
- HVAC – waste heat recapture for space heating
- Other – capacitors & on-site peak generation

PURDUE
UNIVERSITY

MANUFACTURING EXTENSION
PARTNERSHIP



CASE STUDY #4

Assessment Summary:

Energy Savings Opportunities

**\$98,400+
annual savings**

CASE STUDY #4

Assessment Summary:

W.A.S.T.E. Stream Opportunities

Water



Air



Solid



Toxicity
Chemical



Energy



- Eliminate 90 tons of cardboard overflow/yr in trash- Educate/ monitor
- Redefine job responsibilities ('light duty') to include cutting Plastic banding to recycle & sort trash
- Reduce **90 tons a year of wood pallets** in trash - w/ education/monitoring/signage
- Implement returnables & reduce **174,000 pounds of cardboard** at Liquid Line
- Implement returnables & reduce 65,000 pounds cardboard at TXV

CASE STUDY #4

Assessment Summary:

W.A.S.T.E. Stream Opportunities

- Eliminate cardboard with returnables: **\$112,000** in annual purchase savings + \$1,581 in annual disposal fees
- Eliminate wood skids from suppliers with returnables: **\$9,750** in annual purchase savings + \$1,512 in annual disposal fees
- Properly sort recyclables from trash: \$1,510 in annual disposal fee reductions
- Properly sort paper from trash: \$442 in annual additional recycling revenue

CASE STUDY #4

Assessment Summary:

W.A.S.T.E. Stream Opportunities

**\$126,200+
annual savings**

CASE STUDY #4

Assessment Summary:

Greenhouse Gas Emissions SAVINGS – 626 tons

Equivalency Results

The sum of the greenhouse gas emissions you entered above is of Carbon Dioxide Equivalent. This is equivalent to:

626 Metric Tons

Greenhouse gas emissions from



SUMMARY



Cumulative ACTUAL Assessment Summary:

- Key Lean Opportunities: **\$1,629,747** Savings
- Energy Savings Opportunities: **\$104,827** Savings
- W.A.S.T.E. Stream Opportunities: **\$212,687** Savings
- Greenhouse Gas Emissions Reductions: **2,910** MTCO₂e

CONCLUSION

For more information, please contact:

Kelly Weger, RA, LEED AP

Lead Project Manager - Sustainability

weger@purdue.edu

734.320.5908