



Financial Assurance Board Meeting

November 20, 2025



Financial Assurance Board

Fund Administrators Report

Briony N. Towler

Chief Financial Officer
BNTowler@idem.IN.gov



IDEM Excess Liability Trust Fund
Fiscal Year 2025 Expenses as of June 30,2025

Appropriation	\$ 36,890,499
Less Reserve	\$ (737,810)
Total Available Budget	\$ 36,152,689
Expenses:	
Personal Services	\$ 4,300,019
Utilities	\$ 99,027
External Services	\$ 267,006
Supplies, Materials, Parts	\$ 1,374
Capital	\$ -
Claim Payments	\$ 9,506,679
Administrative & Operating Expenses	\$ 72,826
Total Expenses	\$ 14,246,931
Budget Balance as of 06/30/2025	\$ 21,905,758
Administrative Cost % of Prior Year Revenues	11%

IDEM Excess Liability Trust Fund
Fiscal Year 2025 Revenue as of June 30,2025

UST Fuel Inspection Fee	\$ 41,520,134
Interest Earned	\$ 10,136,643
Aviation Fuel Revenue	481,730
Total Revenue as of 06/30/2025	\$ 52,138,507

IDEM Excess Liability Trust Fund
Fund Balance as of June 30,2025

Ending Fund Balance	\$ 244,229,436
---------------------	----------------



Financial Assurance Report

Underground Petroleum Storage Tank Excess Liability Trust Fund (Fund 52810)

Fiscal Year 2025 Revenue and Payouts

As of 06/30/2025

	July	August	September	October	November	December	January	February	March	April	May	June	Total
Revenue	\$ 3,683,317.93	\$ 3,545,860.33	\$ 3,755,114.10	\$ 3,357,974.05	\$ 3,285,620.91	\$ 3,417,925.38	\$ 3,358,221.36	\$ 3,338,691.19	\$ 3,042,292.15	\$ 3,477,274.48	\$ 3,557,897.97	\$ 3,699,944.04	\$ 41,520,134
Interest Earned Fund 52899 in BU00050	\$ 602,881.42	\$ 769,659.38	\$ 981,173.58	\$ 877,870.58	\$ 494,940.20	\$ 1,610,076.42	\$ 307,193.57	\$ 280,188.42	\$ 720,126.16	\$ 593,434.21	\$ 631,849.39	\$ 2,267,249.68	\$ 10,136,643
Payouts	\$ (303,848.00)	\$ (148,305.00)	\$ (943,320.00)	\$ (662,582.00)	\$ (222,135.00)	\$ (1,284,865.00)	\$ (651,779.95)	\$ (520,800.60)	\$ (1,462,484.98)	\$ (988,311.91)	\$ (1,442,163.83)	\$ (876,082.66)	\$ (9,506,678.93)
Revenue Over/(Under) Expenses	\$ 3,982,351	\$ 4,167,215	\$ 3,792,968	\$ 3,573,263	\$ 3,558,426	\$ 3,743,137	\$ 3,013,635	\$ 3,098,079	\$ 2,299,933	\$ 3,082,397	\$ 2,747,584	\$ 5,091,111	\$ 42,150,098



Aviation Fuel Account

Underground Petroleum Storage Tank Excess Liability Trust Fund (Fund 52860) Fiscal Year 2025 Revenue and Payouts

FY 2025	July	August	September	October	November	December	January	February	March	April	May	June	Total Earned
Revenue	\$ 67,196	\$ 77,341	\$ 79,076	\$55,344	\$1,293,789	\$ 155,465	\$147,903	\$ 132,738	\$139,333	\$131,003	\$183,929	\$160,268	2,623,387
Payouts								\$(2,141,656)					(2,141,656)
Revenue Over/(Under) Expenses	67,196	77,341	79,076	55,344	1,293,789	155,465	147,903	(2,008,918)	139,333	131,003	183,929	160,268	481,731



IDEM Petroleum Trust Fund

Fiscal Year 2025 Expenses as of June 30,2025

Appropriation	\$	1,110,000
Less Reserve	\$	22,200.00
Total Available Budget	\$	1,132,200
Expenses:		
Personal Services	\$	-
Utilities	\$	-
External Services	\$	96,103.69
Supplies, Materials, Parts	\$	-
Capital	\$	-
Claim Payments	\$	977,800.00
Administrative & Operating Expenses	\$	-
Total Expenses	\$	1,073,904
Budget Balance as of 06/30/2025	\$	58,296

IDEM Petroleum Trust Fund

Fiscal Year 2025 Revenue as of June 30,2025

Asbestos Demolition/Renovation	\$	(270)
Hw Facility Generator Anul Fee	\$	(405)
Underground Storage Tank Fees	\$	1,298,350
Enforcement Fine/Pen Ust	\$	209,831
Auditor of State	\$	296,109
Total Revenue as of 06/30/2025	\$	1,803,615

IDEM Petroleum Trust Fund
Fund Balance as of June 30,2025

Ending Fund Balance	\$	8,049,235
---------------------	----	-----------



Contact Information



Briony N. Towler

Chief Financial Officer

Indiana Department
of Environmental Management

Email:

bntowler@idem.IN.gov



Financial Assurance Board

ELTF Updates

Katie Blackburn

UST Operations Section Chief

kblackbu@idem.IN.gov

Incidents Reported (FY25)

Year/Month	Count (No Deactivated)	Count Confirmed	Count Suspected
2024 July	13	13	
2024 August	20	20	
2024 September	10	10	
2024 October	12	12	
2024 November	6	6	
2024 December	8	8	
2025 January	11	11	
2025 February	12	12	
2025 March	10	10	
2025 April	14	13	1
2025 May	17	15	2
2025 June	8	6	2
Total	141	136	5

Corrective Action Eligibilities Received and Approved (FY25)

Year/Month	Count
2024 July	6
2024 August	7
2024 September	12
2024 October	5
2024 November	3
2024 December	7
2025 January	13
2025 February	5
2025 March	7
2025 April	6
2025 May	8
2025 June	9
Total	88

Year/Month	Count
2024 July	0
2024 August	5
2024 September	4
2024 October	7
2024 November	4
2024 December	3
2025 January	7
2025 February	5
2025 March	5
2025 April	0
2025 May	13
2025 June	3
Total	56

Corrective Action ELTF Claims Received (FY25)

Year/Month	Count	Amt Requested
2024 July	21	\$803,905
2024 August	30	\$469,109
2024 September	32	\$718,298
2024 October	30	\$383,218
2024 November	24	\$664,344
2024 December	34	\$538,216
2025 January	23	\$461,333
2025 February	54	\$630,684
2025 March	21	\$789,472
2025 April	40	\$568,991
2025 May	26	\$748,285
2025 June	40	\$1,002,694
Total	375	\$7,778,550

Corrective Action

ELTF Claims Reviewed (FY25)

Year/Month	Count	% Approved	Avg Review Time	Amt Reviewed	Amt Approved	Amt Reimbursed
2024 July	25	85.96%	40.08	\$305,469	\$262,584	\$260,551
2024 August	16	22.87%	51.25	\$474,690	\$108,562	\$102,524
2024 September	27	61.00%	55.85	\$873,208	\$532,671	\$459,942
2024 October	24	76.71%	61.13	\$399,624	\$306,535	\$223,864
2024 November	29	75.88%	57.34	\$458,397	\$347,846	\$296,176
2024 December	44	81.69%	56.73	\$809,455	\$661,263	\$599,675
2025 January	20	47.49%	59.75	\$503,543	\$239,119	\$192,429
2025 February	38	75.25%	47.74	\$593,789	\$446,829	\$410,526
2025 March	55	83.56%	34.91	\$842,399	\$703,902	\$528,207
2025 April	23	90.25%	41.96	\$438,346	\$395,611	\$330,957
2025 May	36	92.65%	35.42	\$932,354	\$863,818	\$805,263
2025 June	22	90.99%	41.27	\$427,309	\$388,812	\$357,071
Total	359	74.48%	47.45	\$7,058,583	\$5,257,553	\$4,567,185

Corrective Action

Administrative Denials Per Month (FY25)

Year/Month	Count
2024 July	0
2024 August	0
2024 September	4
2024 October	1
2024 November	1
2024 December	4
2025 January	3
2025 February	0
2025 March	0
2025 April	5
2025 May	3
2025 June	0
Total	21

50% Decommissioning & Replacement Program Eligibilities Received and Approved (FY25)

Year/Month	Received	Count of Eligible
2024 July	12	12
2024 August	15	15
2024 September	9	9
2024 October	6	4
2024 November	4	4
2024 December	6	6
2025 January	3	2
2025 February	9	7
2025 March	10	8
2025 April	8	7
2025 May	19	17
2025 June	22	19
Total	123	110

50% Decommissioning & Replacement Program ELTF Claims Received (FY25)

Year/Month	Count	Amt Requested
2024 July	3	\$925,472
2024 August	4	\$215,807
2024 September	2	\$383,112
2024 October	5	\$121,712
2024 November	4	\$1,648,612
2024 December	9	\$1,798,758
2025 January	3	\$511,462
2025 February	4	\$806,126
2025 March	6	\$1,312,602
2025 April	4	\$1,901,767
2025 May	12	\$5,776,659
2025 June	13	\$5,045,972
Total	69	\$20,448,061

50% Decommissioning & Replacement Program

ELTF Claims Reviewed (FY25)

Year/Month	Count	% Approved	Avg Review Time	Amt Reviewed	Amt Approved	Amt Reimbursed
2024 July	2	98.98%	40.00	\$39,900	\$39,494	\$19,747
2024 August	5	67.35%	75.00	\$2,559,288	\$1,723,647	\$861,823
2024 September	0					
2024 October	7	95.00%	64.43	\$1,141,279	\$1,084,260	\$542,130
2024 November	3	98.44%	45.67	\$383,652	\$377,659	\$188,829
2024 December	4	87.03%	65.00	\$121,172	\$105,454	\$52,727
2025 January	4	86.25%	67.75	\$1,648,612	\$1,421,850	\$710,925
2025 February	4	95.41%	65.50	\$169,810	\$162,010	\$81,005
2025 March	6	95.02%	70.83	\$1,504,049	\$1,429,217	\$714,608
2025 April	7	93.14%	57.71	\$2,056,632	\$1,915,600	\$957,800
2025 May	6	88.81%	51.17	\$1,317,844	\$1,170,442	\$585,221
2025 June	3	90.46%	61.00	\$1,282,380	\$1,160,000	\$580,000
Total	51	86.63%	61.86	\$12,224,618	\$10,589,632	\$5,294,816

50% Decommissioning & Replacement Program Administrative Denials Per Month (FY25)

Year/Month	Count
2024 July	0
2024 August	0
2024 September	0
2024 October	0
2024 November	0
2024 December	0
2025 January	0
2025 February	0
2025 March	0
2025 April	0
2025 May	2
2025 June	0
Total	2



Contact Information



Katie Blackburn

Section Chief | UST Operations

Petroleum Branch | Office of Land Quality

Indiana Department
of Environmental Management

Email:

Kblackbu@idem.IN.gov

General ELTF Email Questions:

ELTFQuestions@idem.IN.gov



Financial Assurance Board Meeting

Petroleum Branch Updates

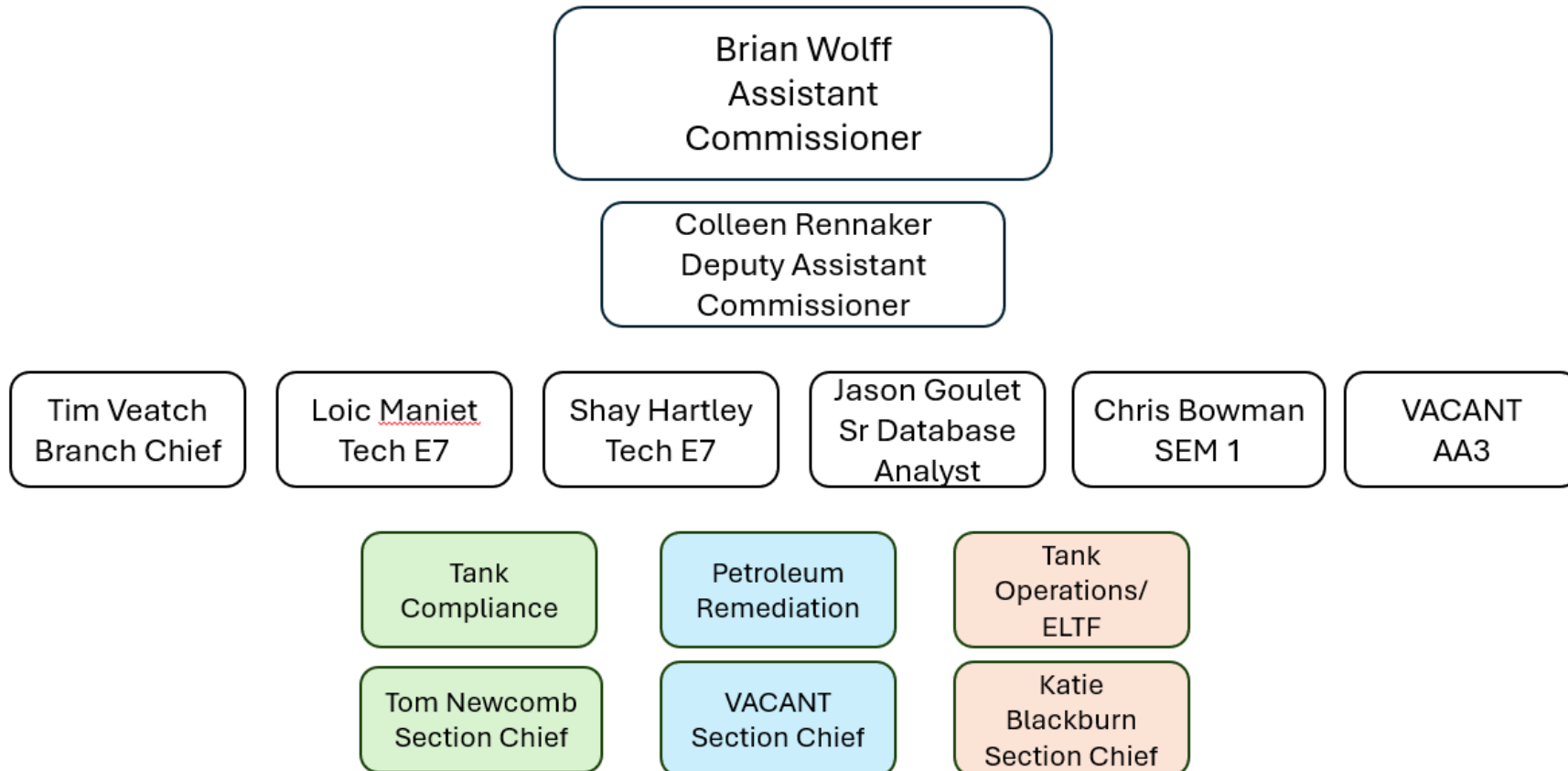
Tim Veatch

*Petroleum Branch Chief
tveatch@idem.IN.gov*



Petroleum Branch Overview

Branch Organization





Petroleum Branch Overview

Tanks Compliance Section

Tom Newcomb – Section Chief

- Responsibilities
 - Pollution Prevention
 - Compliance Management
 - Inspections
 - Contractor Certifications
- Staffing
 - Inspectors
 - Compliance Managers
 - Admin
- Stats
 - Owners
 - Facilities
 - Tanks
 - Inspections



Petroleum Branch Overview

Petroleum Remediation Section

Vacant – Section Chief

- Responsibilities
 - Release Reporting
 - Project Management
 - USTs, ASTs, Other Petroleum Releases (Petro/ICP)
 - UST Closure Report Reviews
- Staffing
 - Senior Environmental Project Managers
 - Project Managers
 - Admin
- Stats
 - Releases Reported
 - Active LUSTS, Petro, ICP
 - NFAs
 - LUST
 - ICP/Petro
 - Closure Reviews



Petroleum Branch Overview

Tanks Administration and Claim Section

Katie Blackburn – Section Chief

- Responsibilities
 - Claims Review
 - Registration & Notification Processing
 - Billing
 - ELTF Eligibility Reviews
- Staffing
 - Senior Claims Reviewers
 - Claims Reviewers
 - Admin
- Stats
 - IR & NF Reviews
 - Active Eligible Releases
 - CA Costs to Closure 2025
 - 50% Program

ELTF 50% UST Decommissioning / Replacement Program

Eligibilities

UST Decommissioning/Replacement Eligibility Submittals Received (One counted per facility)

Fiscal Year	Received	Not Complete	Completed	Eligible (completed)	Admin Denied (completed)	Denied (completed)	Nbr Proposed for Decommissioning	Nbr Proposed for Reinstallation
2023	10		10	8		2	32	25
2024	201		201	183	4	14	556	385
2025	120		120	109	4	7	305	187
2026	43	5	38	36	1	1	107	64
Total	374	5	369	336	9	24	1000	661

Petroleum Branch Overview

Metrics on Progress


- 140 facilities with approved 50% reimbursement eligibility have closed tanks
- 88 facilities are no longer regulated (212 Comp/Tanks)
- 392 USTs have been closed.
 - 1 from the 1950s
 - 27 from the 1960s
 - 89 from the 1970s
 - 152 from the 1980s
 - 123 from the 1990s
- 90 facilities have submitted cost claims for 50% reimbursement.

ELTF 50% UST Decommissioning & Replacement Program FY24, FY25, & FY26 Current Combined Totals

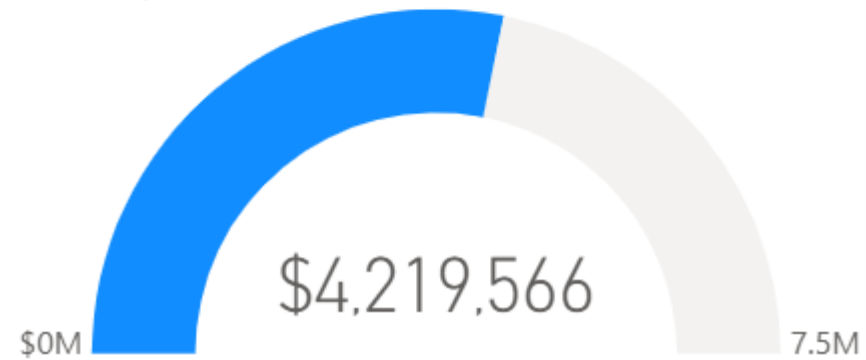
1-12 Compartments Amt Reimbursed



13-100 Compartments Amt Reimbursed



>100 Compartments Amt Reimbursed

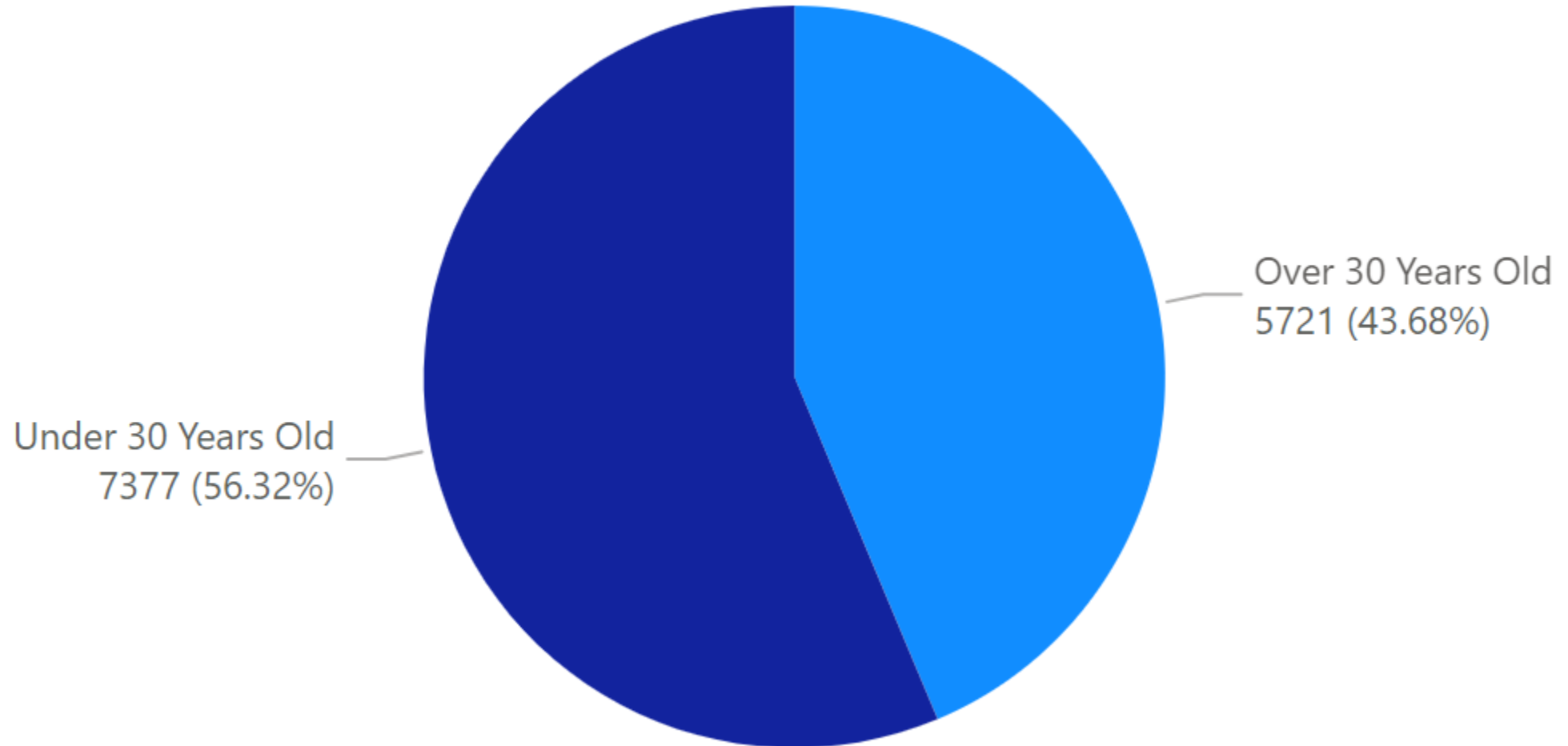


Tank Compartments > 30 years

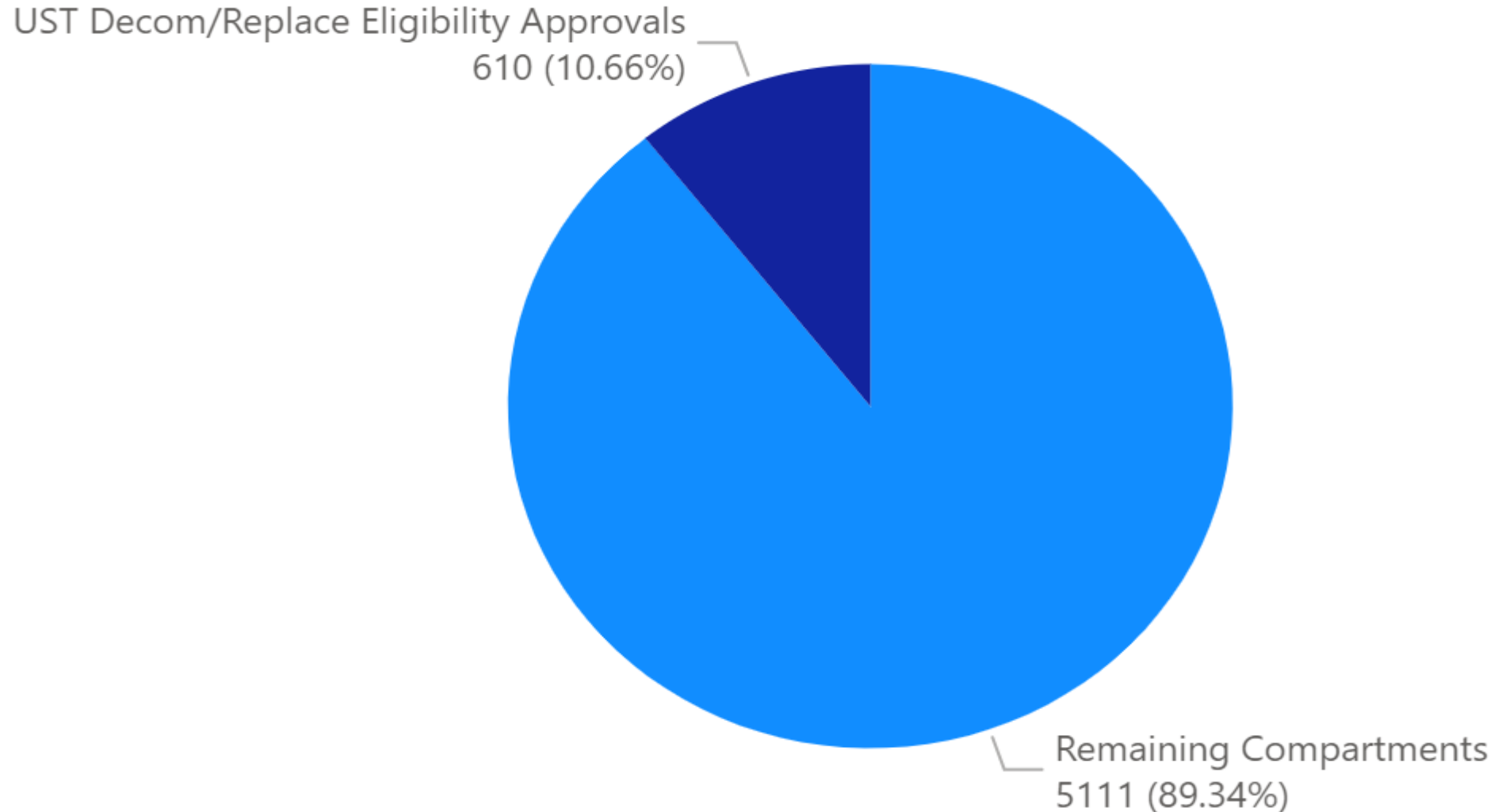
- Owner categories as defined by IC 13-23-9-1.7:
 - 1 – 12 Tanks = 3,130
 - 13 – 100 Tanks = 932
 - > 100 = 1,659

5,721 Compartments > 30 yrs
- Number of unique facilities represented above = 1,829

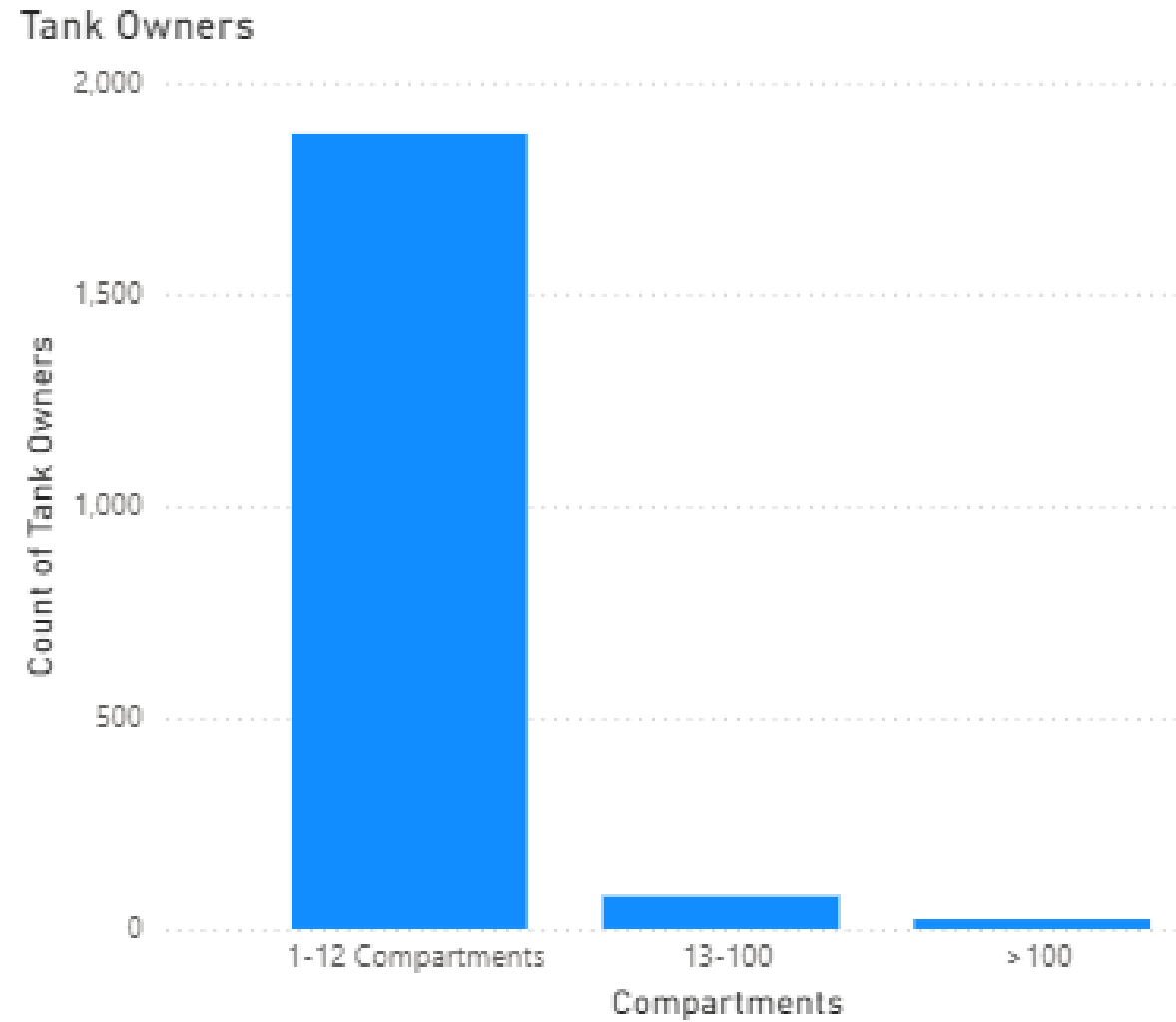
Compartments over 30 yrs



Percentage of Compartments over 30 yrs Approved for Decommissioning/Replacement



Number of Tank Owners by Category





Contact Information



Tim Veatch

Branch Chief

Petroleum Branch | Office of Land Quality

Indiana Department
of Environmental Management

Email:

tveatch@idem.IN.gov



Financial Assurance Board Meeting

Agency Updates

Colleen Rennaker

*OLQ Deputy Assistant Commissioner
corennak@idem.IN.gov*



Agency Updates

- Executive Order 25-38
 - Governor Braun issued Executive Order 25 -38, Creating Opportunity through Reduction of Excessive Environmental Regulation, on March 12, 2025
 - In May 2025, IDEM issued a public solicitation for comments and received 1400 pages of public comments
 - IDEM's response included a review of Underground Storage Tank (UST) Notification Forms (Ind. Code 13-23- 1-2(c)(8), 329 IAC 9-2-2)



Agency Updates

- ELTF Rule Status, 328 IAC 1
 - Draft language with Indiana Office of Management and Budget
 - Anticipate comment period to begin in early 2026
- Draft languages includes:
 - Incorporation of reimbursement for regulated AST releases and UST Decommissioning and Replacement
 - Updated cost guidance
 - Utilizing eligibility requirements at the time of application submittal



Other ELTF Updates

- US Department of Justice - Alan Jones ordered to pay \$123,523 in restitution to IDEM as part of conviction for wire fraud
- Seeking reporting feedback from the Board
 - Successes
 - Financial Reports



Contact Information



Colleen Rennaker

Deputy Assistant Commissioner

Office of Land Quality

Indiana Department
of Environmental Management

Email:

corennak@idem.IN.gov