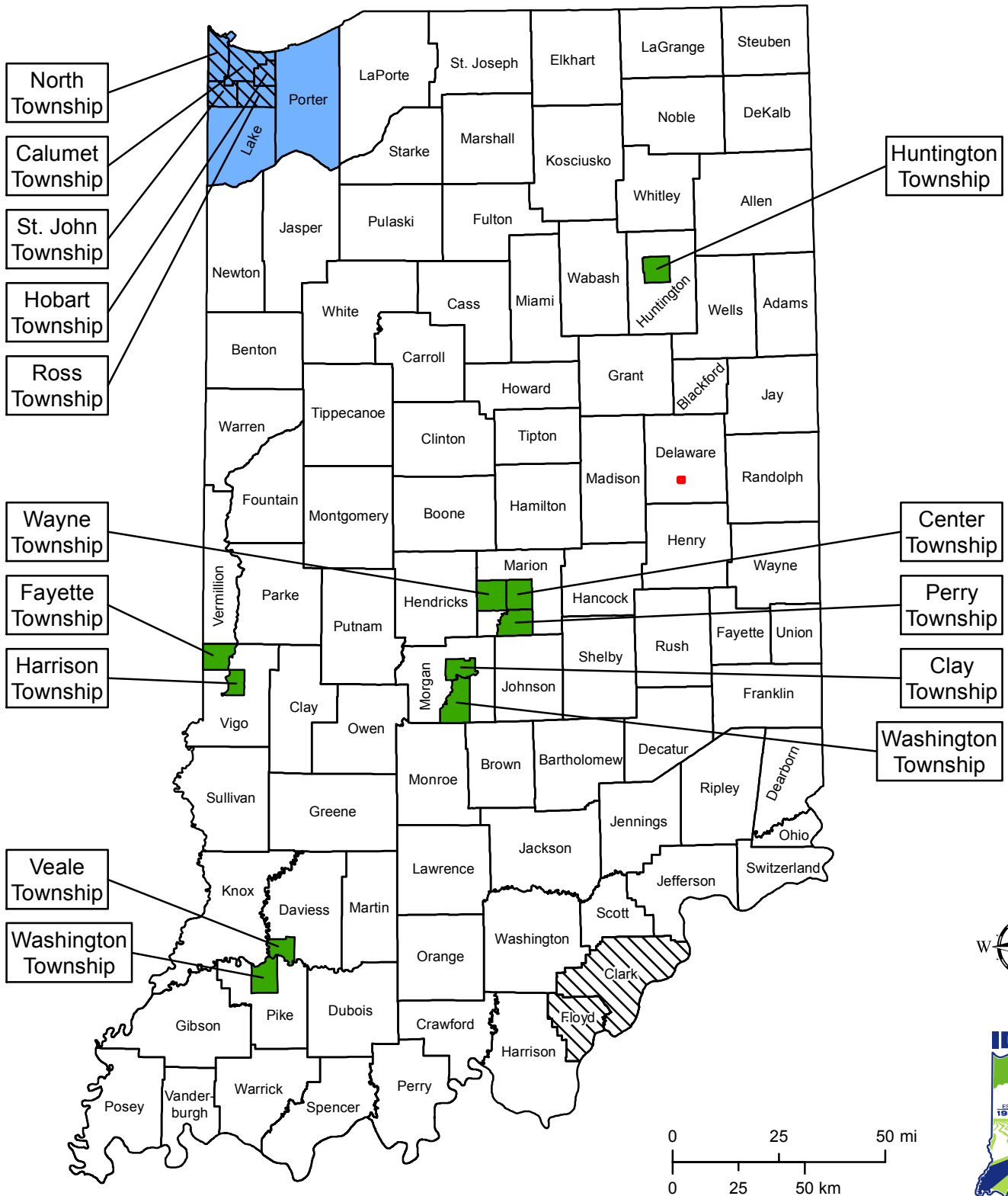


# Current Nonattainment Areas







This map is intended to serve as an aid in graphic representation only. This information is not warranted for accuracy or other purposes.

**Mapped By:** C. Mitchell, OAQ  
**Source:** Office of Air Quality

**Date:** 07/12/2018

**Map Projection:** UTM Zone 16 N

**Map Datum:** NAD83

-  "Marginal" Nonattainment for the 2015 8-Hour Ozone Standard (0.070 ppm)
-  "Moderate" Nonattainment for the 2008 8-Hour Ozone Standard (0.075 ppm)
-  Nonattainment for the 2010 1-Hour SO<sub>2</sub> Standard
-  Nonattainment for the 2008 Lead Standard

