

HISA Trainer Requirements



HISA's Racetrack Safety Program includes expanded requirements for trainers to help make racing safer for horses & riders.

Racetrack Safety Program Requirements for Trainers:



Register as a Covered Person



Collaborate with attending veterinarian on requirements for removing horses from Vet's List



Register Covered Horses in your care



Follow HISA shoeing standards



Keep Covered Horses' health & vaccination records current



Complete 4 hours of continuing education annually



Maintain daily training & treatment records

To Do Before July 1st



Register with HISA & ensure your employees do the same



Work with your farrier to ensure shoeing meets HISA requirements



Register all Covered Horses in your care



Review HISA riding crop rule



Establish process & responsibilities for training history & treatment documentation



Review HISA claiming race rules, including:
| Transfer of records
| Void claim rule
| Waiver claiming option

For more information, visit www.hisaus.org

Registration Requirements



Covered Persons, including trainers, assistant trainers & trainers' employees, are required to **register with HISA before July 1 to avoid potential disruptions.**

Once registered, the **trainer must also sign into the HISA platform to register all Covered Horses** in their care before July 1.

Covered Horse Registration:

Covered Horse: Any thoroughbred horse running, or training to run, in a Covered Horserace until their retirement is recorded with HISA.

The registration requirement for a horse is triggered by the occurrence of any of the events below:



A timed & reported workout at a racetrack or training facility; or



The horse's entry in a Covered Horserace; or



The horse's nomination for a Covered Horserace.

Covered Horses must be registered by the Responsible Person as designated in the Act. In almost every case, the Trainer is the Responsible Person.

Where to Register:

www.hisau.org

Responsible Person Requirements:

Responsible Persons (generally Trainers) must:



Register all Covered Horses in their care;

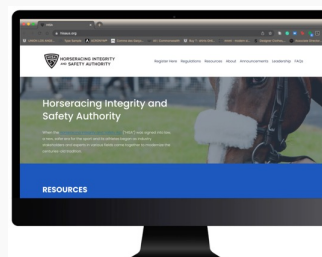


Maintain records of medication administration, therapeutic procedures, treatments & surgical procedures for Covered Horses in their care; &



Make records available to Regulatory Vets, Stewards & HISA upon request only.

Changes to the Responsible Person for the Covered Horse and transfer of associated records must be completed online with HISA before physical transfer takes place except in the case of claiming races, for which transfer must be recorded on the day of the race.



Recording-Keeping & Reporting Requirements



Trainers & vets must maintain health & treatment records for horses in their care & make the records available to Regulatory Vets, Stewards & HISA upon request. This data will inform the evolution of HISA's rules to further enhance equine welfare.

Record-keeping requirements fall into 5 categories:



- 1. Health & vaccination records** - **upload** current records to HISA's online platform for all horses in your care.
- 2. Daily treatment records*** - **maintain** records for all horses in your care that include:
 - ✓ Medication/procedure administered by licensed trainer/staff;
 - ✓ Diagnosis/reason for treatment; and
 - ✓ Name of & contact information for person who administered treatment/procedure
- 3. Daily layup records*** - **maintain** or **obtain** records for horses returning from layup period of 60+ days that include:
 - ✓ Layup location & start date
 - ✓ Reason for layup
 - ✓ Daily treatment records (see #2)
 - ✓ Daily activity records outlining:
 - Exercise
 - Rehabilitation procedures
 - ✓ Return to track date
- 4. Offsite treatment records*** - **maintain** 30 days of treatment records (see #2) for horses shipping into Covered Racetracks from a layup or training at a non-HISA facility to:
 - ✓ Race **OR**
 - ✓ Complete timed work under Regulatory Vet supervision for removal from Vet's List
- 5. Records for claimed horses** - **transfer** previous 60 days of trainer treatment & veterinarian exam/treatment records to owner of claimed horse.

****HISA will provide log templates for required information***

Requirements for Removal from Vet's List Due to Unsoundness or Bleeding



Process for removing a horse in your care from the Vet's List:



Trainer submits request for horse's removal from Vet's List to regulatory vet



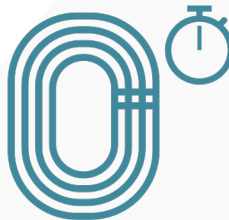
Approved



Trainer & attending vet observe horse at a jog




Trainer & attending vet submit co-signed statement that horse is fit to perform a timed work



Regulatory vet observes timed work



Approved



Horse is cleared & removed from Vet's List

Shoeing Requirements



HISA has outlined *uniform shoeing rules* for racing & training on dirt, turf & synthetic surfaces with the goal of reducing injuries.

NOTE: Due to limited existing inventory of HISA-compliant horseshoes, the horseshoe rule will not be enforced until August 1.

Shoeing Restrictions

Dirt & synthetic surfaces:


Traction devices are prohibited from front & hind limb shoes during training & racing, with one exception:

| A full (outer) rim that is 2 mm or less in height from ground surface of shoe is permitted as long as a toe grab is not present on the shoe

| Rim must extend the entire circumference of the shoe so its ground surface is parallel to solar surface of hoof

Turf surfaces:

ALL traction devices are prohibited from front & hind limb shoes during training & racing



COMPLIANT

NON-COMPLIANT

Prohibited Devices

Prohibited traction devices, aside from the full rim for dirt & synthetic surfaces, include but are not limited to:

- | Toe grabs
- | Bends
- | Jar calks
- | Stickers
- | Traction (mud) nails

For example, a shoe with a flush toe insert would be compliant, but a shoe with an insert that extends below the ground surface of the shoe would not be allowed

Spotlight on Prohibition of Traction Devices

The use of toe grabs has been associated with an increased risk of fetlock injury, the major cause of racehorse fatalities due to musculoskeletal injury.

Traction devices alter normal limb conformation, which can predispose to injury.



COMPLIANT

NON-COMPLIANT

Photographs courtesy of the Equine Welfare Summit and Bill Casner

Riding Crop Rule



Crop Use

A jockey or exercise rider can only use a riding crop in a race or workout:

- | To maintain the horse's focus & concentration for the safety of both horse & rider
- | For encouragement to achieve optimal performance



NOTE: The crop use rule and penalties take effect on July 1 and jockeys will have until August 1 to procure a HISA-compliant crop.

The crop can be used:

- | On the horse's hindquarters no more than 6 times & in increments of no more than 2 strikes before allowing horse to respond for at least 2 strides
- | To tap the horse's shoulder while both hands are holding the reins & touching neck
- | To show or wave to the horse without making contact
- | To preserve the jockey & horse's safety

The crop cannot be used:

- | If the jockey's wrist is raised above their helmet
- | Anywhere except the horse's shoulders or hindquarters
- | In a manner that injures the horse or leaves physical marks
- | Persistently without response from the horse
- | After the horse has attained its maximum placing in the race
- | During the post parade or after the finish of the race unless the jockey is avoiding a dangerous situation
- | On two-year-old horses in races before April 1 each year unless the jockey is avoiding a dangerous situation

When a jockey is riding without a crop, that fact shall be declared to the racing office upon entry, included in the official racing program & announced via the public address system

Violations & Penalties

Disciplinary actions for violating the crop rule include fines, suspensions & disqualification from purse winnings

Classification	Violation	Penalty
3	1-3 strikes over 6-strike limit	<ul style="list-style-type: none">• Fine: \$250 or 10% of jockey's portion of purse, whichever is greater• Jockey suspension: 1+ days• 3 Points (expire after 6 months)
2	4-9 strikes over 6-strike limit	<ul style="list-style-type: none">• Fine: \$500 or 20% of jockey's portion of purse, whichever is greater• Horse disqualified from purse earnings• Jockey suspension: 3+ days• 5 Points (expire after 9 months)
1	10 or more strikes over 6-strike limit	<ul style="list-style-type: none">• Fine: \$750 or 30% of jockey's portion of purse, whichever is greater• Horse disqualified from purse earnings• Jockey suspension: 5+ days• 10 Points (expire after 1 year)
Multiple	11-15 points	<ul style="list-style-type: none">• 7-day jockey suspension
Multiple	16-20 points	<ul style="list-style-type: none">• 15-day jockey suspension
Multiple	20+ points	<ul style="list-style-type: none">• 30-day jockey suspension

Continuing Education



Trainers & assistant trainers must complete **at least four hours of continuing education** annually.

Trainers & assistant trainers must maintain documentation of continuing education & submit documentation to HISA when requested.

