INDIANA HORSE RACING COMMISSION

2020 ANNUAL REPORT

Table of Contents

Indiana Racetracks & OTBs....3-4

Commissioners & Staff....5

Live Racing Handle at Tracks....6

(Live Handle, Simulcast Handle, In-State Handle)

Wagering Handle....7

Distribution of the Wagering Dollar....8

(State Revenues, Advanced Deposit Wagering Fees Received or Held)

Occupational Licensing....9

Drug Testing....10

Breed Development Program Information....11

Indiana Bred & Sired Statistics....12

Racino Slot Revenue Allocation....13

Contact Information....14

Photos by Dean Gillette & Coady Photography

Indiana Racetracks & OTBs

Harrah's HOOSIER PARK RACING & CASINO

Mailing Address
4500 Dan Patch Circle
Anderson, Indiana 46013
Telephone: 765-642-RACE (7223)
Fax: 765-683-2599

Meet Period
June 16 - November 21, 2020
(111 Standardbred race days)

Post Time
Tuesday - Saturday 6:30 p.m.

Track Stats
Grandstand Seating Capacity: 1,750
Barn Area Stall Space: 980
Length of Track: 7/8 mile, Width: 90 feet

Off Track Betting Parlor Locations
Winner's Circle OTB
1304 Minnich Road, New Haven, Indiana
260-490-9006

Winner's Circle OTB
20 N Pennsylvania St. Ste 2, Indianapolis, Indiana
317-656-7223

2020 Racing Calendar

March/April

S	M	T	W	TH	F	S
29	30	31	1	2	3	4
5	6	7	8	9	10	11
12	13	14	15	16	17	18
19	20	21	22	23	24	25
26	27	28	29	30		

May

S	M	T	W	TH	F	S
					1	2
3	4	5	6	7	8	9
10	11	12	13	14	15	16
17	18	19	20	21	22	23
24/31	25	26	27	28	29	30

June

S	M	T	W	TH	F	S
	1	2	3	4	5	6
7	8	9	10	11	12	13
14	15	16	17	18	19	20
21	22	23	24	25	26	27
28	29	30				

July

S	M	T	W	TH	F	S
			1	2	3	4
5	6	7	8	9	10	11
12	13	14	15	16	17	18
19	20	21	22	23	24	25
26	27	28	29	30	31	

August

S	M	T	W	TH	F	S
						1
2	3	4	5	6	7	8
9	10	11	12	13	14	15
16	17	18	19	20	21	22
23/30	24/31	25	26	27	28	29

September

S	M	T	W	TH	F	S
		1	2	3	4	5
6	7	8	9	10	11	12
13	14	15	16	17	18	19
20	21	22	23	24	25	26
27	28	29	30			

October

S	M	T	W	TH	F	S
				1	2	3
4	5	6	7	8	9	10
11	12	13	14	15	16	17
18	19	20	21	22	23	24
25	26	27	28	29	30	31

November

S	M	T	W	TH	F	S
1	2	3	4	5	6	7
8	9	10	11	12	13	14
15	16	17	18	19	20	21
22	23	24	25	26	27	28
29	30					

December

S	M	T	W	TH	F	S
		1	2	3	4	5
6	7	8	9	10	11	12
13	14	15	16	17	18	19
20	21	22	23	24	25	26
27	28	29	30	31		

Indiana Racetracks & OTBs

Mailing Address
4200 N Michigan Road
Shelbyville, Indiana 46176
Telephone: 317-421-0000
Fax: 317-421-0100

Track Stats
Grandstand Seating Capacity: 800
Barn Area Stall Space: 948
Length of Track: 1 mile, Width: 80 feet
7 furlong turf course, Width: 98 feet

Meet Period
June 15 - November 18, 2020
94 race days (mixed meet)
94 Thoroughbred & QH days; 4 QH-only days

Off Track Betting Parlor Locations
Clarksville OTB
650 Eastern Blvd., Clarksville, Indiana 47129
812-473-89106

Post Time
Weekdays - 2:05 p.m.; Saturday - 6:05 p.m.

2020 Racing Calendar

March/April

S	M	T	W	TH	F	S
29	30	31	1	2	3	4
5	6	7	8	9	10	11
12	13	14	15	16	17	18
19	20	21	22	23	24	25
29	30	31	1	2	3	4

May

S	M	T	W	TH	F	S
					1	2
3	4	5	6	7	8	9
10	11	12	13	14	15	16
17	18	19	20	21	22	23
24/31	25	26	27	28	29	30

June

S	M	T	W	TH	F	S
	1	2	3	4	5	6
7	8	9	10	11	12	13
14	15	16	17	18	19	20
21	22	23	24	25	26	27
28	29	30				

July

S	M	T	W	TH	F	S
			1	2	3	4
5	6	7	8	9	10	11
12	13	14	15	16	17	18
19	20	21	22	23	24	25
26	27	28	29	30	31	

August

S	M	T	W	TH	F	S
						1
2	3	4	5	6	7	8
9	10	11	12	13	14	15
16	17	18	19	20	21	22
23/30	24/31	25	26	27	28	29

September

S	M	T	W	TH	F	S
		1	2	3	4	5
6	7	8	9	10	11	12
13	14	15	16	17	18	19
20	21	22	23	24	25	26
27	28	29	30			

October

S	M	T	W	TH	F	S
				1	2	3
4	5	6	7	8	9	10
11	12	13	14	15	16	17
18	19	20	21	22	23	24
25	26	27	28	29	30	31

November

S	M	T	W	TH	F	S
1	2	3	4	5	6	7
8	9	10	11	12	13	14
15	16	17	18	19	20	21
22	23	24	25	26	27	28
29	30					

December

S	M	T	W	TH	F	S
		1	2	3	4	5
6	7	8	9	10	11	12
13	14	15	16	17	18	19
20	21	22	23	24	25	26
27	28	29	30	31		

Indiana Horse Racing Commission

Commissioners

Philip Borst, DVM.....Chairman
Greg Schenkel.....Vice Chairman
George Pillow.....Member
Bill Estes.....Member
Bill McCarty.....Member

Commission Senior Staff

Deena Pitman.....Executive Director
Tom Linkmeyer.....Assistant Executive Director
Wendi Samuelson-Dull.....Controller
Jessica Barnes.....Director of Racing & Breed Development
Noah Jackson.....General Counsel
Mike Morris.....Director of Security & Investigations

Coordinating Support Staff

Joyse Banister.....Standardbred Breed Development Coordinator
Sara Distler.....Throughbred & Quarter Horse Breed Development Coordinator
Lorelei Masshardt.....Breed Development Residency Coordinator & Accountant
(Vacant).....Communications Coordinator
(Vacant).....Breed Development Accountant
Randy Dever.....Breed Development Inspector
Cheryl Raney.....Accountant
(Vacant).....Administrative Assistant

Race Track Staff

(Vacant).....Investigator
Harold (JR) Davis.....Investigator
John Connell.....Investigator
Gabriel Fresquez.....Investigator
Karla Vaughn.....Racing Audit Inspector
Abi Meister.....Licensing Supervisor
(Vacant).....Harrah's Hoosier Park Licensing Manager
Erin Hardebeck.....Indiana Grand Licensing Manager
Ramon Alcantara.....Indiana Grand Test Barn Administrator
Karen Rash.....Harrah's Hoosier Park Test Barn Administrator

Standardbred Judges

Dave Magee.....Presiding Judge
Kevin Gumm.....Associate Judge
Mike Hall.....Associate Judge
Tom Hope.....Associate Judge

Thoroughbred Stewards

Dan Fick.....Senior State Steward
James Lages.....Associate Steward
Eric Smith.....Associate Steward

Veterinarians/Technicians

Angie Yates, DVM.....Commission Veterinarian
Anthony Dalessandro, DVM.....Commission Veterinarian
Stephanie Adams, RVT.....Veterinary Technician
Yvonne Stephens, RVT.....Veterinary Technician
Anne Tresser, RVT.....Veterinary Technician
Janey Curran.....Laboratory Technician
Bobbi Hazelbaker.....Laboratory Technician
Amy Wilson.....Laboratory Technician

Live Racing Handle at Tracks

Live Handle

	Harrah's Hoosier Park (Standardbred)	Indiana Grand (Thoroughbred)	Indiana Grand (Quarter Horse)
Number of Dates	111	91	175 (Races)[3]
Total Handle	$1,678,288	$1,333,726	$291,381
Avg. Daily Handle	$15,120	$14,656	NA
Avg. Per Race Handle	NA	NA	$1,665

Total Live Handle: $3,303,395

Simulcast Handle[1]

	Export Handle	Average Daily Export Handle
Standardbred	$69,095,185	$622,479
Thoroughbred	$177,105,960	$1,946,219
Quarter Horse[3]	$19,802,264	$113,156

Total Simulcast Handle: $266,003,409

In-State Handle[2]

	Harrah's Hoosier Park	Indiana Grand	Total
Standardbred	$3,391,781	$2,578,592	$5,970,373
Thoroughbred/QH	$10,932,977	$15,014,490	$25,947,467
Total In-State	**$14,324,758**	**$17,593,082**	**$31,917,840**

[1] Harrah's Hoosier Park wagered $389,750 on Indiana Grand's Thoroughbred and Quarter Horse simulcast signal. Indiana Grand wagered $268,695 on Harrah's Hoosier Park's Standardbred simulcast signal. These handle numbers are included in the "Export Handle" above by source of signal and in "In-State Handle" by location of wager.

[2] Handle at Indiana OTB's on racing originating in-state is accounted for in "In-State Handle" source of wager (i.e. Hoosier Park's OTB handle on Hoosier Park's live racing is attributed to Hoosier Park).

[3] Quarter Horse handle is calculated on a per race basis, not daily. There were 4 dedicated all Quarter Horse race dates.

Due to statewide COVID-19 restrictions, both racetracks experienced shortened meets. The Governor issued a Stay-at-Home order on March 23, 2020. Racing was allowed to commence spectator free on June 14, 2020. On July 4, 2020, pari-mutuel and county fair racing programs were opened to spectators. All of these restrictions contributed to the reduction in 2020 handle figures.

Harrah's Hoosier Park's adjusted schedule was for 111 race days and they had no cancellations. Indiana Grand's adjusted schedule was for 96 race days (Thoroughbred & Quarter Horse combined) of which 1 day was cancelled on 10/20/2020. They also conducted 4 days that were exclusively Quarter Horse races.

Wagering Handle

Total In-State Handle

Previous 10 years. Values are in millions of dollars.

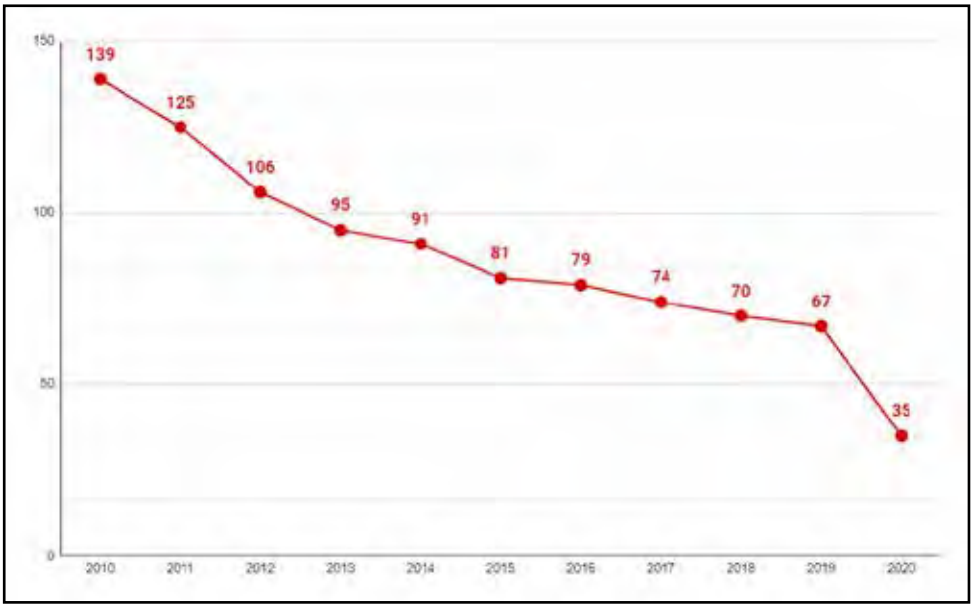

Total Handle by Track

Previous 10 years. Values are in millions of dollars.

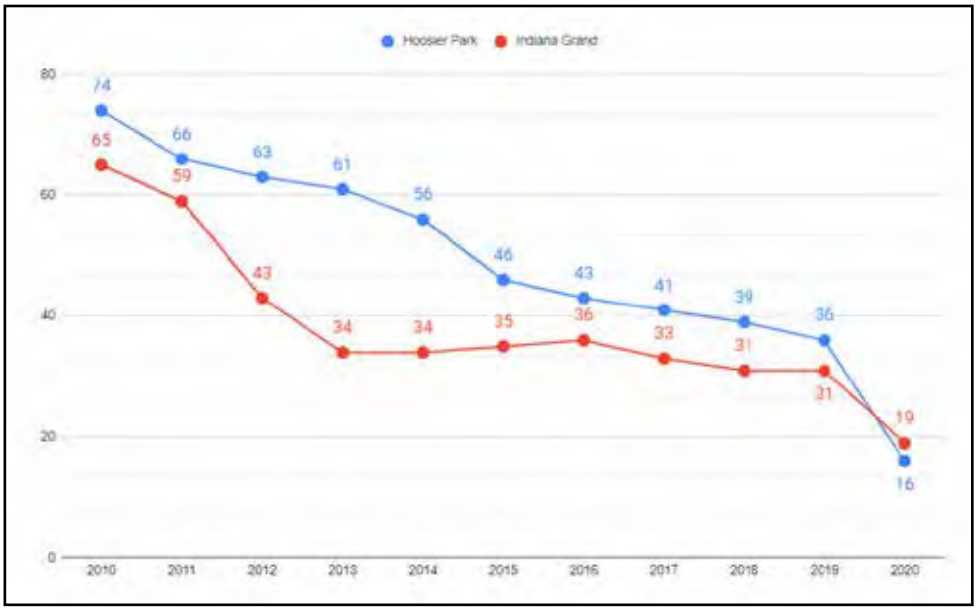

(Handle - money wagered by the betting public on pari-mutuel races within the state of Indiana.)

The charts above reflect the last 10 years' worth of statistics. For prior history, please visit our website at https://www.in.gov/hrc/2335.htm

Distribution of the Wagering Dollar

Please note: Handle and state revenue saw decreases due to statewide COVID-19 racetrack closures and limited capacity reopenings.
The following is a breakdown of the distribution of all money wagered at Harrah's Hoosier Park and Indiana Grand, as well as their satellite facilities:

Harrah's Hoosier Park
Total Distributed: $16,003,046

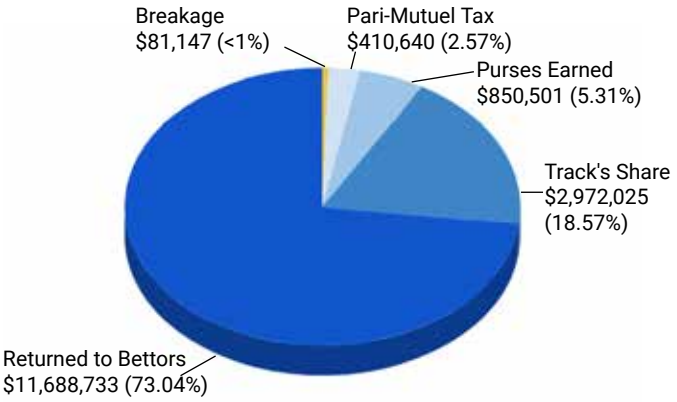

Indiana Grand
Total Distributed: $19,218,189

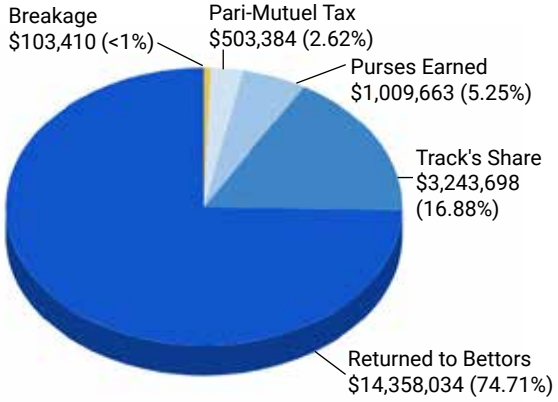

*Pari-Mutuel Tax - includes satellite facility tax.

State Revenues

The following revenue is collected in accordance with pari-mutuel statute IC 4-31 and gaming statute IC 4-35. Funds noted with an asterisk are directed by statute to the state's General Fund:

	Harrah's Hoosier Park	Indiana Grand
Pari-Mutuel Tax	$365,351	$443,874
.45% of Adjusted Gross Receipts	$737,889	$1,037,407
Track Reimbursement for Officials	$395,808	$271,654
Occupational License Fees*	$51,921	$221,349
Satellite Facility Tax[1] (1/2% on OTB Handle)	$45,289	$59,510
Breakage[2]	$81,147	$103,410
Fines and Civil Penalties Paid*	$17,061	$34,639
Outstanding Tickets[2]	$180,598	$178,942
Track Permit and License Fees*	$7,000	$6,000
Total	$1,882,074	$2,356,785

Total State Revenues: $4,238,859

[1] 50% to livestock industry promotion & development fund & 50% to State Fair Commission [2] Breakages and Outstanding Tickets deposited into Breed Development Fund per IC 4-31-11; Breakages – the difference in rounding off of pari-mutuel payoffs; Outstanding ticket revenue is based on uncashed tickets purchased in 2019 which expired in 2020.

The IHRC's operating fund expenditures for calendar year 2020 were $2,277,716 prior to receving any allowable reimbursements.

Advance Deposit Wagering Fees Received or Held

	2019	2020	Total
25% Promote Horse Racing at State and County Fairs	$152,071.18	$712,268.63	$864,339.81
75% Promote and encourage Indiana horse owner and horse trainer participation			
Quarter Horse Association 8%	$47,078.99	$160,362.55	$207,441.54
Standardbred Owners & Trainers 46%	$270,704.24	$922,084.67	$1,192,788.91
Thoroughbred Oweners & Trainers 36.8%	$216,563.39	$737,667.73	$954,231.12
Thorougbred Owners & Breeders 9.2%	$54,140.85	$184,416.94	$238,557,79

Occupational Licensing

Pursuant to IC 4-31-6 and 71 IAC 5-1-1, all persons participating in pari-mutuel racing under the jurisdiction of the Commission are required to be licensed. The licensing process is the backbone of the Commission's regulatory efforts. Each prospective licensee is fingerprinted.

The Federal Bureau of Investigation provides the Commission with criminal histories of all applicants. The Commission may refuse or deny the application for licensure of any person whose criminal or racing violation record is contrary to the public's best interest.

2020

Category	Count
Owner	4,400
Groom/Hotwalker	1,305
Stable Name	1,024
Trainer	1,013
Track Employee	1,007
Track Security	323
Driver	300
Vendor Employee	274
Assistant Trainer	157
Exercise Rider	117
Jockey	103
Pari-Mutuel Clerk	103

Category	Count
Commission Employee	86
Track Management	79
Vendor Contractor	58
Farrier	30
Racing Official	30
Pony Person	24
Jockey Agent	18
Qualifying Driver	18
Veterinarian's Helper	18
Practicing Veterinarian	17
Starting Gate Crew	17
Valet	15

Category	Count
HBPA Employee	15
Apprentice Jockey	13
Transporter	12
Authorized Agent	11
Equine Massage Therapist	11
ISA Employee	11
Claiming	10
Outrider	8
Massage Helper	6
Bookkeeper	5
Farrier's Assistant	5
Track Veterinarian	4

Total Licenses: 10,647

Previous 10 Years

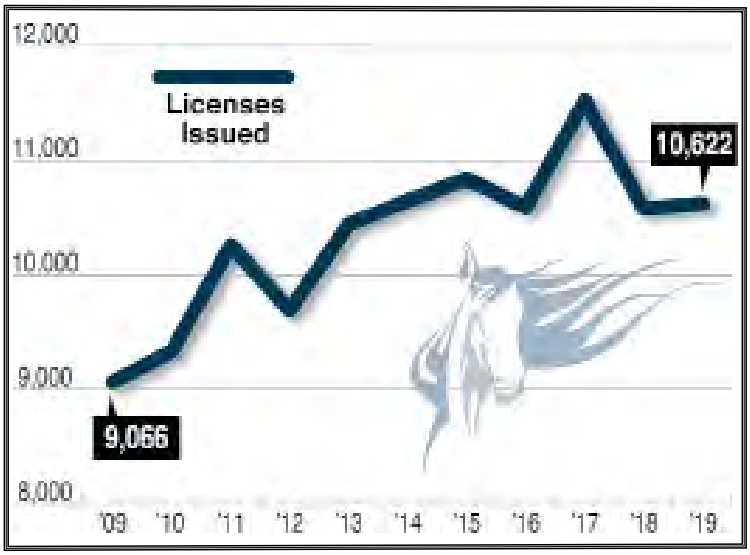

2020 License Numbers		
Total	Probationary	Refused
10,647	48	13

This graph shows the previous 10 years' worth of statistics. For prior years, please visit the Annual Report Archive section on our website at www.in.gov/hrc/2335.htm.

Drug Testing

Pari-mutuel horse racing can succeed as a legitimate major league sport only if its races are perceived by the wagering public to be honest, competitive contests, free from manipulation by man or drugs. The Commission's drug detection program is one of the nation's most comprehensive and its laboratory, one of the most respected in the racing industry.

Breed	Race Dates	Urine	Blood	Positive Tests
Standardbred	111	1,529	1,846	16
Thoroughbred/QH	95	1,445	1,737	22
Total				38

The Commission's assessed penalties for equine positives are determined based upon national industry standards set by the ARCI Uniform Classification Guidelines for Foreign Substances and Recommended Penalties Rule.

In 2020 Industrial Laboratory in Denver, Colorado, served as the Commission's primary laboratory.

The following table represents a further breakdown, by breed, of the name and types of drugs reported by the laboratory.

Violations by Breed SB	TB	QH	ARCI Drug Classification	Drug Type	Drug Class	Penalty Class
	4	1	Ketoprofen	non-steroidal anti-inflammatory	4	C
	1		Phenylbutazone	non-steroidal anti-inflammatory	4	C
	1	8	Clenbuterol	bronchodilator	3	B
	1		Naproxen	non-steroidal anti-inflammatory	4	C
1			Betamathasone	corticosteroid	4	C
4	1		Dexamethasone	corticosteroid	4	C
		1	Methylaminotipyrine	analgesic	4	C
	1	2	Flunixin (Banamine)	non-steroidal anti-inflammatory	4	C
1			Triamcinolone	corticosteroid	4	C
2			Altrenogest	synthetic progestin	4	C
7	1		Carboxycannabidiol	CBD	2	B
1			Hydroxylidocaine	local anestetic	2	B
16	**10**	**12**	**TOTAL**			

Total: 12 drugs; 38 positive horses

(SB = Standardbred; TB = Thoroughbred; QH = Quarter Horse)

Breed Development Programs

Overview

Pursuant to IC 4-31-11, breed development programs were created to promote the breeding of horses while stimulating the agri-business sector of the state's economy. The breed development programs are funded by breakage (the difference in the rounding off of pari-mutuel payoffs), outs (all uncashed tickets) and as of 2008, a percentage of the adjusted gross receipts (AGR) from slot machine wagering at racinos.

Each Breed Development Program has a three-member committee appointed by the Governor whose role is to work with IHRC staff to make recommendations to the IHRC annually regarding the format of these programs for each breed: Quarter Horse, Standardbred and Thoroughbred.

Information regarding each specific program can be found by visiting the commission website (www.in.gov/hrc). Detailed eligibility requirements for program participants, as well as program incentives are outlined there.

2020 Breed Development Committee Members

Standardbred Breed Development Advisory Committee

Scott Snyder (Chair), Rick Moore, Joe Putnam

Standardbred Advisory Board

Dwayne Rhule (Chair), Pam Cross, Tim Graber, Byron Hooley, Faron Parr
Jessica Barnes, *ExOfficio Member*

Thoroughbred Breed Development Advisory Committee

Bruce Murphy (Chair), Blaine Davidson, Tianna Richardville

Quarter Horse Breed Development Advisory Committee

Lance Finlinson (Chair), Chris Duke, Randy Thompson

2020 Award / Purse Distributions

Standardbred Awards/Purses
Total Distributed: $8,733,360

Quarter Horse Awards/Purses
Total Distributed: $1,014,793

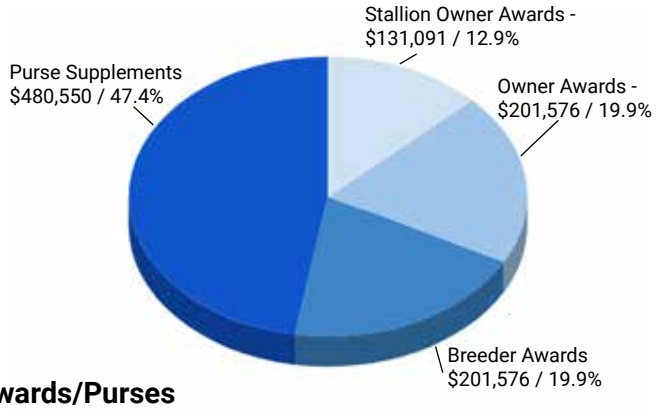

Thoroughbred Awards/Purses
Total Distributed: $8,935,732

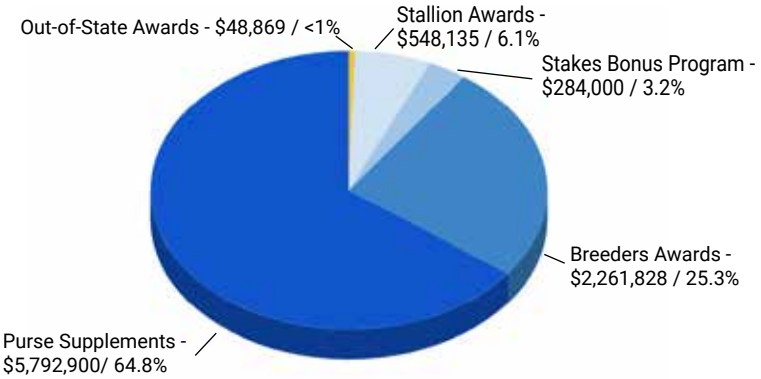

Indiana Bred & Sired Statistics

Standardbreds

Year	Mares Bred	Foals	Stallions	Residency Mares	Residency Foals
2010	3,038	1,443	180	2,225	1,024
2011	3,386	1,744	154	2,109	1,168
2012	2,634	1,717	147	1,939	1,304
2013	1,958	1,472	115	1,443	1,110
2014	1,764	1,087	105	1,251	856
2015	1,913	1,053	90	1,263	750
2016	2,170	1,000	100	1,434	802
2017	2,402	1,064	101	1,390	842
2018	2,412	1,423	105	1,379	839
2019	2,566	1,540	109	1,380	910
2020	2,662	1,571	97	1,379	965

The Standardbred program tracks the number of mares bred by Indiana stallions for the Indiana Sired program (regardless of their foaling location) as well as the number of mares residing in Indiana, bred by Indiana stallions for the Indiana Sired & Bred program.

Thoroughbreds

Year	Mares	Foals	Foals Bred	Foals Bred & Sired	Stallions
2010	1,209	735	NA	NA	152
2011	961	774	NA	NA	114
2012	1,130	727	NA	NA	130
2013	941	596	NA	NA	117
2014	660	408	408	268	100
2015	679	444	444	251	86
2016	609	394	393	181	86
2017	674	461	461	233	94
2018	617	423	413	224	95
2019	602	397	185	212	84
2020	601	384	175	209	68

Quarter Horses

Year	Mares	Foals Bred	Foals Bred & Sired	Stallions
2010	298	178	NA	78
2011	264	215	NA	60
2012	404	256	NA	77
2013	405	241	NA	73
2014	377	251	164	61
2015	369	248	156	63
2016	349	197	104	48
2017	346	206	138	47
2018	290	190	108	44
2019	265	156	90	44
2020	282	176	109	46

The Thoroughbred and Quarter Horse programs register all mares foaling in Indiana for purposes of having an Indiana bred or sired registered foal.

Racino Slot Revenue

The 2007 Indiana Legislature approved slot machine wagering at the state's two pari-mutuel racetracks in accordance with 71 IAC 4-35-7-12. Racino slot revenue began replacing riverboat revenue in June 2008. These funds are distributed to various segments of the racing industry in accordance with Commission rule IC 4-35-7-12. Detailed racino slot revenue distribution is noted in the chart below for the most recent four years.

For detailed historical information on slot revenue, visit our website at www.in.gov/hrc/2443.htm

Racino Slot Revenue Allocation

Slot Revenue	2016	2017	2018	2019	2020#	Total (2016-20)
12% of AGR**	$54,729,693	$56,252,987	$56,744,734	$59,083,193	$44,924,685	$271,735,292
Remaining distribution after funding the Integrity Fund	$54,579,693	$56,102,987	$56,594,734	$58,933,193	$44,774,685	$270,985,292
EQUINE PROMOTION WELFARE (.5%) to Associations	$272,898	$280,515	$282,974	$294,665	$223,873	$1,354,924
ISA (46%)	$125,533	$129,037	$130,168	$135,546	$102,982	$623,266
HBPAI (46%)	$125,533	$129,037	$130,168	$135,546	$102,982	$623,266
QHRAI (8%)	$21,831	$22,441	$22,638	$23,573	$17,910	$108,393
BACKSIDE BENEVOLENCE (2.5%) to Associations	$1,364,492	$1,402,574	$1,414,868	$1,473,330	$1,119,367	$6,774,629
ISA (46%)	$627,666	$645,184	$650,839	$677,732	$514,909	$3,116,330
HBPAI (46%)	$627,666	$645,184	$650,839	$677,732	$514,909	$3,116,330
QHRAI (8%)	$109,159	$112,206	$113,189	$117,866	$89,549	$541,969
97% TO RACING	$52,942,303	$54,419,898	$54,896,892	$57,165,198	$43,431,444	$262,855,733
THOROUGHBRED (46%)	$24,353,459	$25,033,153	$25,252,570	$26,295,991	$19,978,464	$120,913,635
OF 46%, 55% TO FOLLOWING	$13,394,402	$13,768,234	$13,888,914	$14,462,795	$10,988,155	$66,502,498
TB PURSES (97%)	$12,992,570	$13,355,187	$13,472,246	$14,028,911	$10,658,511	$64,507,425
HBPAI (2.4%)	$321,465	$330,438	$333,334	$347,107	$263,716	$1,596,060
ITOBA (0.6%)	$80,366	$82,609	$83,333	$86,777	$65,929	$399,014
TB BREED DEVELOPMENT FUND (45%)	$10,959,056	$11,264,919	$11,363,657	$11,833,196	$8,990,309	$54,411,137
STANDARDBRED (46%)	$24,353,459	$25,033,153	$25,252,570	$26,295,991	$19,978,464	$120,913,637
(Minus State Fair Commission Funding)						
OF 46%, 50% TO FOLLOWING	$11,676,729	$12,016,576	$12,126,285	$12,647,996	$9,489,232	$57,956,818
SB PURSE (96.5%)	$11,268,044	$11,595,996	$11,701,865	$12,205,316	$9,157,109	$55,928,330
ISA (3.5%)	$408,685	$420,580	$424,420	$442,680	$332,123	$2,028,488
SB BREED DEVELOPMENT - 50%	$11,676,729	$12,016,576	$12,126,285	$12,647,996	$9,489,232	$57,956,818
QUARTER HORSE (8%)	$4,235,384	$4,353,592	$4,391,751	$4,573,217	$3,474,516	$21,028,460
OF 8%, 70% TO THE FOLLOWING	$2,964,768	$3,047,514	$3,074,226	$3,201,252	$2,432,161	$14,719,922
QH PURSES (95%)	$2,816,530	$2,895,139	$2,920,515	$3,041,189	$2,310,553	$13,983,926
QHRAI (5%)	$148,238	$152,376	$153,711	$160,063	$121,608	$735,996
QH BREED DEVELOPMENT - 30%	$1,270,615	$1,306,078	$1,317,525	$1,371,965	$1,042,355	$6,308,538

* AGR total above includes $1,000,000 in State Fair Commission funding via Standardbred's 46% allotment from slots.
# Decrease in AGR for 2020 due to statewide COVID-19 casino closures and limited capacity reopening.

Contact Information

Indianapolis Office

1302 N Meridian St., Suite 175
Indianapolis, IN 46202
Phone: 317-233-3119
Fax: 317-233-4470

Field Offices

Harrah's Hoosier Park Racing & Casino
3029 E 41st Street
Anderson, IN 46013
Phone: 765-609-4855
Fax: 765-683-2568

Indiana Grand Racing & Casino
4425 N 200 W
Shelbyville, IN 46176
Phone: 317-713-3350
Fax: 317-713-3355

Social Media

facebook.com/IndianaQuarterHorse
facebook.com/IndianaStandardbred
facebook.com/IndianaThoroughbredBreedDevelopment
facebook.com/IndianaHRC

@INQuarterHorse
@INStandardbred
@INThoroughbred

@inhorseracing

http://bit.do/IHRCYouTube

https://linkedin.com/company/indianahorseracingcommission/

http://in.gov/hrc