2019

INDIANA HORSE RACING COMMISSION

ANNUAL REPORT

Table of Contents

Indiana Racetracks & OTBs 3

Commissioners & Staff 4

2019 Live Racing Dates 5

Live Racing Handle at Tracks 6

Simulcast Handle 6

Wagering Handle 7

Distribution of the Wagering Dollar 8

State Revenues 8

Occupational Licensing 9

Drug Testing - Equine & Human 10

Breed Development Program Information

- Program Committee Members 11
- Purse Distribution & Revenues 11
- National Program Comparisons
  - > Standardbred Program 12
  - > Thoroughbred Program 13
  - > Quarter Horse Program 14
- Bred & Sired Statistics 15
- 2019 Program Highlights 16
- Marketing Initiatives 17

Racino Slot Revenue Allocation 21

Contact Us 22

Cover by Camille Weber, photos by Dean Gilette & Coady Photography

Indiana Racetracks & OTBs

Mailing Address
4500 Dan Patch Circle, Anderson, Indiana 46013
Telephone: 765-642-RACE (7223) Fax: 765-683-2599

Meet Period
March 30 - November 10, 2019
(160 Standardbred race days)

Track Stats
Grandstand Seating Capacity: 1,750
Barn Area Stall Space: 980
Length of Track: 7/8 mile, Width: 90 feet

Off Track Betting Parlor Locations
Winner's Circle OTB - 1304 Minnich Road, New Haven, Indiana 260-490-9006
Winner's Circle OTB - 20 N Pennsylvania St. Ste 2, Indianapolis, Indiana 317-656-7223

Mailing Address
4200 N Michigan Road, Shelbyville, Indiana 46176
Telephone: 317-421-0000 Fax: 317-421-0100

Meet Period
April 17 - November 7, 2019
120 race days (mixed meet)
(114 Thoroughbred & Quarter Horse days; 6 Quarter Horse-only days)

Track Stats
Grandstand Seating Capacity: 800
Barn Area Stall Space: 948
Length of Track: 1 mile, Width: 80 feet
7 furlong turf course, Width: 98 feet

Off Track Betting Parlor Locations
Clarksville OTB - 650 Eastern Blvd., Clarksville, Indiana 47129 812-473-8910

Indiana Horse Racing Commission

Commissioners

Philip Borst, DVM
Chairman

Philip Borst, DVM _____ Chairman
Greg Schenkel _____ Vice Chairman
George Pillow _____ Member
Susie Lightle _____ Member
Bill McCarty _____ Member

Commission Senior Staff

Deena Pitman _____ Executive Director
Tom Linkmeyer _____ Assistant Executive Director
Wendi Samuelson-Dull _____ Controller
Jessica Barnes _____ Director of Racing & Breed Development
Noah Jackson _____ Deputy General Counsel
Mike Morris _____ Director of Security & Investigations

Coordinating Support Staff

Joyse Banister _____ Standardbred Breed Development Coordinator
Sara Distler _____ TB & QH Breed Development Coordinator
Lorelei Masshardt _____ Breed Development Residency Coordinator & Accountant
Megan Arszman _____ Communications Coordinator
(Vacant) _____ Breed Development Accountant
Randy Dever _____ Breed Development Inspector
Cheryl Raney _____ Accountant
Debria Brown _____ Administrative Assistant

Race Track Staff

Mike McKinley _____ Investigator
Harold (JR) Davis _____ Investigator
John Connell _____ Investigator
Gabriel Fresquez _____ Investigator
Karla Vaughn _____ Racing Audit Inspector
Abi Meister _____ Licensing Supervisor
Tonya Knarr _____ Hoosier Park Licensing Manager
Erin Hardebeck _____ Indiana Grand Licensing Manager
(Vacant) _____ Indiana Grand Test Barn Administrator
Karen Rash _____ Hoosier Park Test Barn Administrator

Standardbred Judges

Dave Magee _____ Presiding Judge
Kevin Gumm _____ Associate Judge
Mike Hall _____ Associate Judge
Tom Kelley _____ Associate Judge

Thoroughbred Stewards

William Troilo _____ Sr. State Steward
Tim Day _____ Associate Steward
Greg Hosch _____ Associate Steward

Commission Veterinarians

Angie Yates, DVM
Anthony Dalessandro, DVM

Laboratory Technicians

Janet Curran
Bobbi Hazelbaker
Amy Wilson

Veterinary Technicians

Stephanie Adams, RVT
Yvonne Stephens, RVT
Kailey Poole, RVT
Anne Tresser, RVT
Savannah Hudson, RVT

2019 Race Dates by Track

INDIANA HORSE RACING COMMISSION

Harrah's HOOSIER PARK RACING & CASINO



March/April

S	M	T	W	TH	F	S
24	25	26	27	28	29	30
31	1	2	3	4	5	6
7	8	9	10	11	12	13
14	15	16	17	18	19	20
21	22	23	24	25	26	27
28	29	30				

May

S	M	T	W	TH	F	S
			1	2	3	4
5	6	7	8	9	10	11
12	13	14	15	16	17	18
19	20	21	22	23	24	25
26	27	28	29	30	31	

June

S	M	T	W	TH	F	S
						1
2	3	4	5	6	7	8
9	10	11	12	13	14	15
16	17	18	19	20	21	22
23	24	25	26	27	28	29
30						

July

S	M	T	W	TH	F	S
	1	2	3	4	5	6
7	8	9	10	11	12	13
14	15	16	17	18	19	20
21	22	23	24	25	26	27
28	29	30	31			

August

S	M	T	W	TH	F	S
				1	2	3
4	5	6	7	8	9	10
11	12	13	14	15	16	17
18	19	20	21	22	23	24
25	26	27	28	29	30	31

* Dan Patch

September

S	M	T	W	TH	F	S
1	2	3	4	5	6	7
8	9	10	11	12	13	14
15	16	17	18	19	20	21
22	23	24	25	26	27	28
29	30					

October

S	M	T	W	TH	F	S
		1	2	3	4	5
6	7	8	9	10	11	12
13	14	15	16	17	18	19
20	21	22	23	24	25	26
27	28	29	30	31		

November

S	M	T	W	TH	F	S
					1	2
3	4	5	6	7	8	9

Standardbred Racing

Post Time

Tuesday - Saturday 6:30 pm

Dan Patch Day
(Hoosier Park's premier event)



INDIANA GRAND RACING - CASINO

April

S	M	T	W	TH	F	S
	1	2	3	4	5	6
7	8	9	10	11	12	13
14	15	16	17	18	19	20
21	22	23	24	25	26	27
28	29	30				

May

S	M	T	W	TH	F	S
			1	2	3	4
5	6	7	8	9	10	11
12	13	14	15	16	17	18
19	20	21	22	23	24	25
26	27	28	29	30	31	

June

S	M	T	W	TH	F	S
						1
2	3	4	5	6	7	8
9	10	11	12	13	14	15
16	17	18	19	20	21	22
23	24	25	26	27	28	29
30						

July

S	M	T	W	TH	F	S
	1	2	3	4	5	6
7	8	9	10	11	12	13
14	15	16	17	18	19	20
21	22	23	24	25	26	27
28	29	30	31			

Indiana Oaks and Derby

August

S	M	T	W	TH	F	S
				1	2	3
4	5	6	7	8	9	10
11	12	13	14	15	16	17
18	19	20	21	22	23	24
25	26	27	28	29	30	31

September

S	M	T	W	TH	F	S
1	2	3	4	5	6	7
8	9	10	11	12	13	14
15	16	17	18	19	20	21
22	23	24	25	26	27	28
29	30					

October

S	M	T	W	TH	F	S
		1	2	3	4	5
6	7	8	9	10	11	12
13	14	15	16	17	18	19
20	21	22	23	24	25	26
27	28	29	30	31		

November

S	M	T	W	TH	F	S
					1	2
3	4	5	6	7	8	9

All Quarter Horse Race Days

Thoroughbred/OH Racing

Post Time

Weekdays - 2:05 pm

Saturday - 6:05 pm

All 2019 Race Dates approved by the Indiana Horse Racing Commission December 5, 2018

Live Handle

Harrah's Hoosier Park (Standardbred)	Number of Dates[1]	159
	Total Handle	$2,759,051
	Avg. Daily Handle	$17,353
Indiana Grand (Thoroughbred)	Number of Dates	114
	Total Handle	$3,077,508
	Avg. Daily Handle	$26,996
Indiana Grand (Quarter Horse)	Number of Races[2]	208
	Total Handle	$614,982
	Avg. *Per Race* Handle[2]	$2,957
Total Live Handle: $6,451,541		

Simulcast Handle

Export Handle[3]

	Total
Standardbred	$76,226,004
Thoroughbred	$130,977,813
Quarter Horse[2]	$16,477,979
Total Simulcast Handle	**$223,681,796**

Average Daily Export Handle

	Total
Standardbred	$479,409
Thoroughbred	$1,148,928
Quarter Horse[2]	$79,221

In-State Handle[4]

	Harrah's Hoosier Park	Indiana Grand	Total
Standardbred	$7,086,768	$4,131,583	$11,218,351
TB/QH	$26,038,237	$22,939,635	$48,977,872
Total In-State	**$33,125,005**	**$27,071,218**	**$60,196,223**

1 Harrah's Hoosier Park had one race day cancellation, with 160 days total scheduled.

2 Quarter Horse handle is calculated on a *per race* basis, not daily. There were six dedicated all Quarter Horse race dates.

3 Harrah's Hoosier Park wagered $896,642 on Indiana Grand's Thoroughbred and Quarter Horse simulcast signal. Indiana Grand wagered $488,952 on Harrah's Hoosier Park's Standardbred simulcast signal. These handle numbers are included in the "Export Handle" above by source of signal and in "In-State Handle" by location of wager.

4 Handle at Indiana OTBs on racing originating in-state is accounted for in "In-State Handle" source of wager (i.e. Harrah's Hooiser Park's OTB handle on Harrah's Hoosier Park's live racing is attributed to Harrah's Hoosier Park).

Wagering Handle

Total In-State Handle

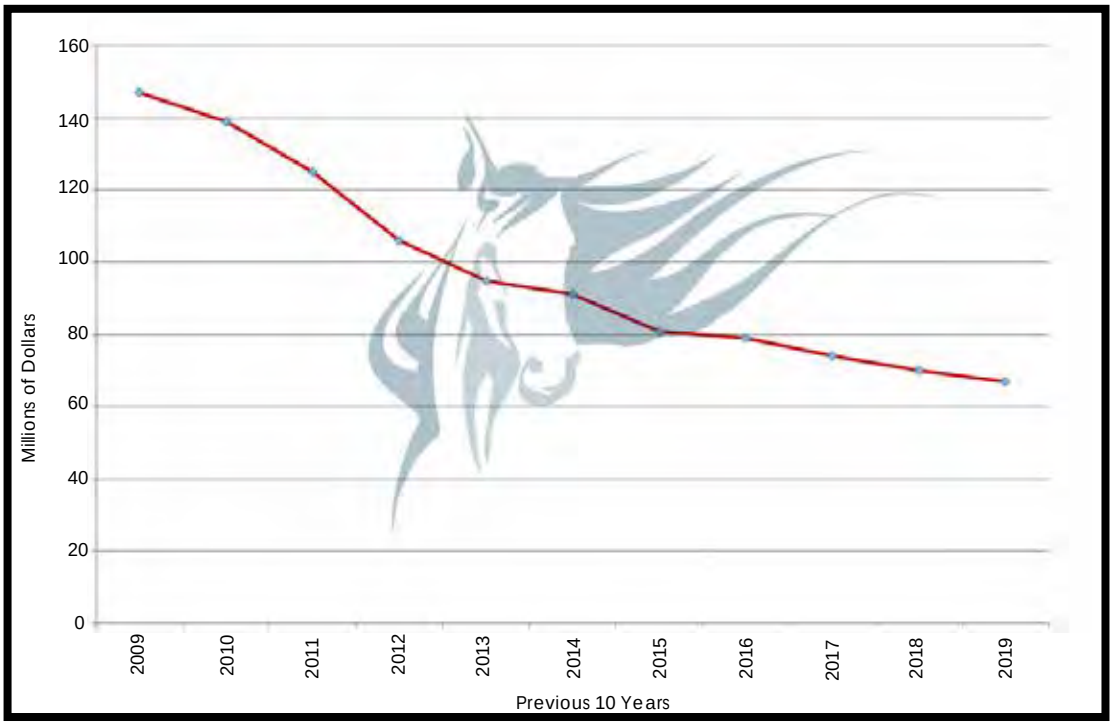

Handle by Track

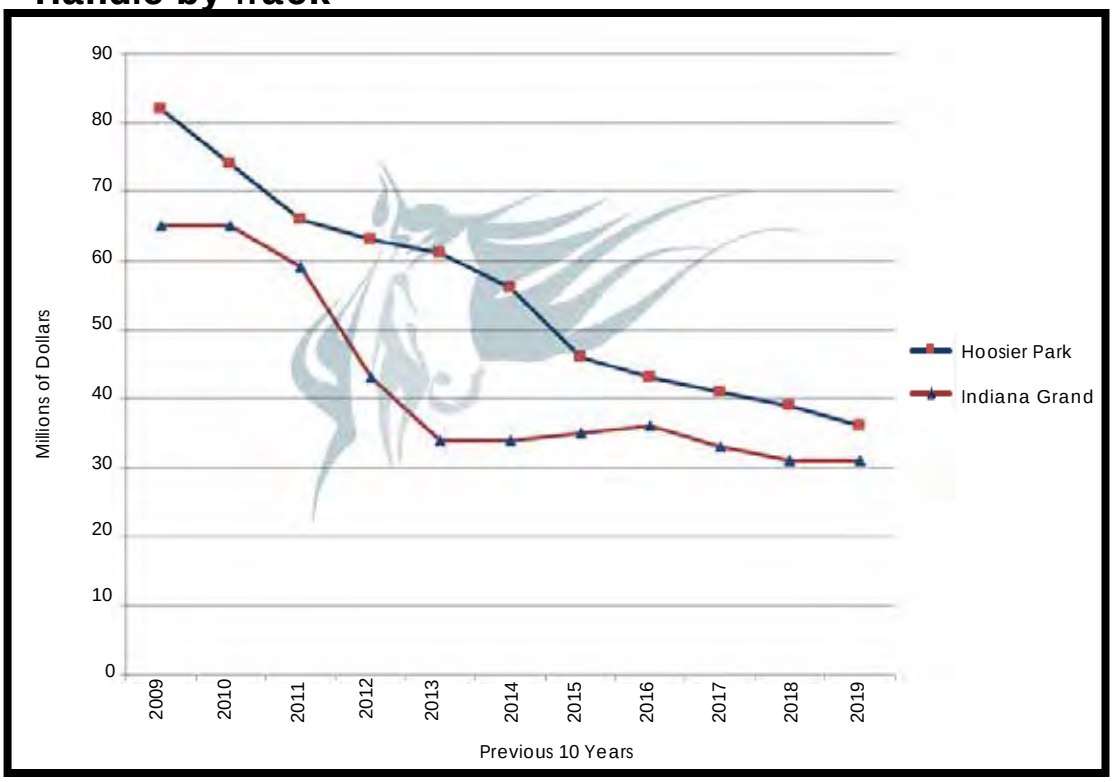

(Handle - money wagered by the betting public on pari-mutuel races within the state of Indiana.)

The charts above reflect the last 10 years' worth of statistics. For prior history, please visit our website at https://www.in.gov/hrc/2335.htm

Distribution of the Wagering Dollar

The following is a breakdown of the distribution of all money wagered at Harrah's Hoosier Park and Indiana Grand, as well as their satellite facilities:

Harrah's Hoosier Park
Total Distributed: $35,884,056

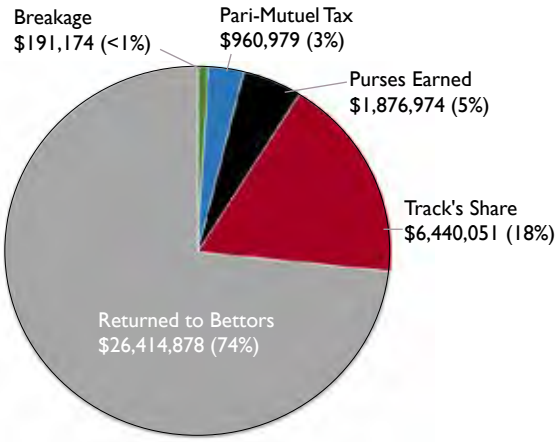

***Pari-Mutuel Tax** - includes satellite facility tax.

Indiana Grand
Total Distributed: $30,763,709

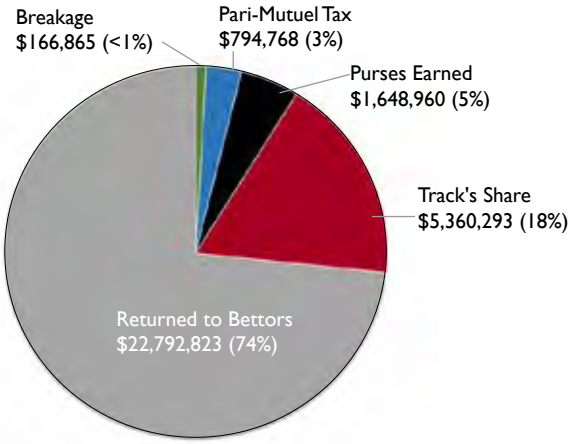

***Breakage** - the difference in the rounding off of pari-mutuel payoffs.

State Revenues

The following revenue is collected in accordance with pari-mutuel statute IC 4-31 and gaming statute IC 4-35. Funds noted with an asterisk are directed by statute to the state's General Fund:

Harrah's Hoosier Park

Pari-Mutual Tax	$839,331
.45% of Adjusted Gross Receipts	$410,024
Track Reimbursement for Officials	$360,442
Occupational License Fees*	$72,022
Satellite Facility Tax[1] (1/2% on OTB Handle)	$121,649
Breakage[2]	$191,174
Fines and Civil Penalties Paid*	$38,365
Outstanding Tickets[2]	$209,443
Track Permit and License Fees*	$7,000
Total	$2,249,450

[1] 50% to livestock industry promotion & development fund & 50% to State Fair Commission

Indiana Grand

Pari-Mutual Tax	$705,021
.45% of Adjusted Gross Receipts	$526,084
Track Reimbursement for Officials	$291,293
Occupational License Fees*	$206,265
Satellite Facility Tax[1] (1/2% on OTB Handle)	$89,747
Breakage[2]	$166,865
Fines and Civil Penalties Paid*	$25,600
Oustanding Tickets[2]	$154,011
Track Permit and License Fees*	$6,000
Total	$2,170,886

[2] January 2019 - June 2019 Breakage and Outstanding Tickets deposited into Operating Fund.

Total State Revenue $4,420,336

The Indiana Horse Racing Commission's operating fund expenditures for calendar year 2019 were $2,318,354 prior to receving any allowable reimbursements. It was determined by the State Budget Agency that breakage and outstanding ticket revenue be deposited into the Commission's operating fund.

Occupational Licensing

Pursuant to IC 4-31-6 and 71 IAC 5-1-1, all persons participating in pari-mutuel racing under the jurisdiction of the Commission are required to be licensed. The licensing process is the backbone of the Commission's regulatory efforts. Each prospective licensee is fingerprinted.

The Federal Bureau of Investigation provides the Commission with criminal histories of all applicants. The Commission may refuse or deny the application for licensure of any person whose criminal or racing violation record is contrary to the public's best interest.

2019

Category	Count
Owner - TB	2,125
Owner - SB	1,812
Track Employee	1,487
Stable Name	873
Groom/Hotwalker - TB	565
Trainer - SB	518
Groom/Hotwalker - SB	507
Trainer - TB	452
Track Security	303
Owner - QH	302
Driver	292
Vendor Employee	289
Pari-Mutuel Clerk	157
Asst. Trainer - TB	131

Category	Count
Jockey	126
Exercise Rider	88
Commission Employee	83
Track Management	74
Trainer - QH	67
Groom/Hotwalker - QH	59
Vendor Contractor	48
Pony Person	31
Racing Official	29
Farrier	24
Qualifying Driver	23
Claiming - SB	20
Jockey Agent	16
Veterinarian's Helper	16
Starting Gate Crew	15

Category	Count
Practicing Veterinarian	15
Valet	14
Apprentice Jockey	14
Authorized Agent - TB	7
Asst. Trainer - QH	7
Claiming - TB	6
Equine Massage Therapist	6
Asst. Trainer - TB	5
Travck Veterinarian	5
Outrider	5
Farrier's Assistant	3
Equine Dentist	1
Authorized Agent - SB	1
Massage Helper	1

Total Licenses: 10,622

Trend from 2009 - 2019

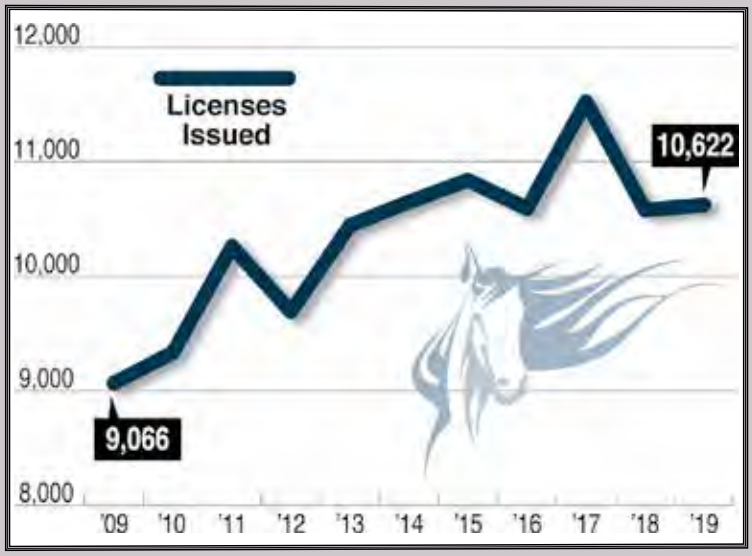

2019 License Numbers		
Total	Probationary	Refused
10,622	118	17

This graph shows the previous 10 years' worth of statistics. For prior years, please visit the Annual Report Archive section on our website at www.in.gov/hrc/2335.htm.

Drug Testing

Pari-mutuel horse racing can succeed as a legitimate major league sport only if its races are perceived by the wagering public to be honest, competitive contests, free from manipulation by man or drugs. The Commission's drug detection program is one of the nation's most comprehensive and its laboratory, one of the most respected in the racing industry.

Breed	Race Dates	Urine	Blood	Positive Tests
Standardbred	160	2,199	2,429	7
Thoroughbred/QH	120	1,642	1,720	25
Total		3,841	4,149	32

The Commission's assessed penalties for equine positives are determined based upon national industry standards set by the ARCI Uniform Classification Guidelines for Foreign Substances and Recommended Penalties Rule.

In 2019 Industrial Laboratory in Denver, Colorado, served as the Commission's primary laboratory.

The following table represents a further breakdown, by breed, of the name and types of drugs reported by the laboratory.

Number of Violations by Breed			ARCI Drug Classification	Drug Type	Drug Class	Penalty Class
SB	TB	QH				
	1		Ketamine	general anesthetic	2	B
		3	Albuterol	bronchodilator	3	A
		11	Clenbuterol	bronchodilator	3	A
	1		Colbalt	chemical element	3	B1
2		1	Betamathasone	corticosteroid	4	C
	3	2	Dexamethasone	corticosteroid	4	C
2			Isoflupredone	synthetic glucocorticoid corticosteroid	4	C
1			Flunixin (Banamine)	non-steroidal anti-inflammatory	4	C
1			Ethamsylate	antihemorrhagic agent	4	C
1			Altrenogest	synthetic progestin	4	C
1	1	1	Omeprazole Sulfide	Prilosec	5	D
8	**6**	**18**	TOTAL			

Total: 11 drugs; 32 positive horses

(SB = Standardbred; TB = Thoroughbred; QH = Quarter Horse)

Human Drug Testing

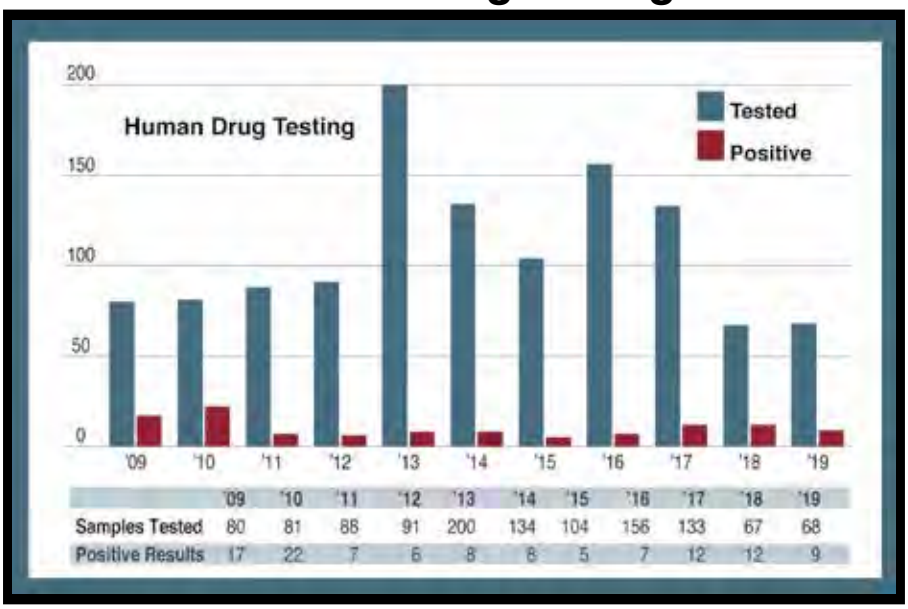

This chart shows the previous 10 years' worth of stats. For complete history, please visit the Annual Report Archive on our website at www.in.gov/hrc/2335.htm.

Breed Development Programs

Overview

Pursuant to IC 4-31-11, breed development programs were created to promote the breeding of horses while stimulating the agri-business sector of the state's economy. The breed development programs are funded by breakage (the difference in the rounding off of pari-mutuel payoffs), outs (all uncashed tickets) and as of 2008, a percentage of the adjusted gross receipts (AGR) from slot machine wagering at racinos.

Each Breed Development Program has a three-member committee appointed by the Governor whose role is to work with IHRC staff to make recommendations to the IHRC annually regarding the format of these programs for each breed: Quarter Horse, Standardbred and Thoroughbred.

Information regarding each specific program can be found by visiting the commission website (www.in.gov/hrc). Detailed eligibility requirements for program participants, as well as program incentives are outlined there.

2019 Breed Development Committee Members

Standardbred Breed Development Advisory Committee

Scott Snyder, Chair
Joe Putnam
Rick Moore

Standardbred Advisory Board

Dwayne Rhule, Chair
Tim Graber
Pam Cross
Byron Hooley
Faron Parr
Jessica Barnes, *ExOfficio Member*

Thoroughbred Breed Development Advisory Committee

Wendy Brown, Chair
Peter Sacopolous
Jonathan Schuster

Quarter Horse Breed Development Advisory Committee

Lance Finlinson, Chair
Randy Thompson
Chris Duke

2019 Award / Purse Distributions

Standardbred Awards/Purses
Total Distributed: $12,340,170

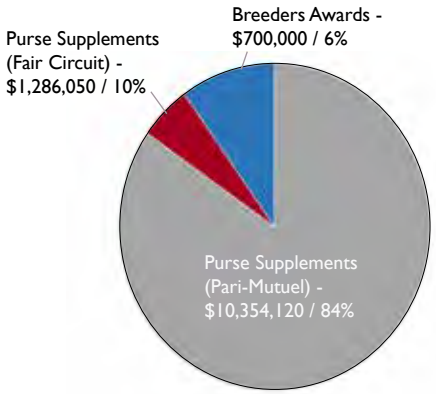

Thoroughbred Awards/Purses
Total Distributed: $11,296,636

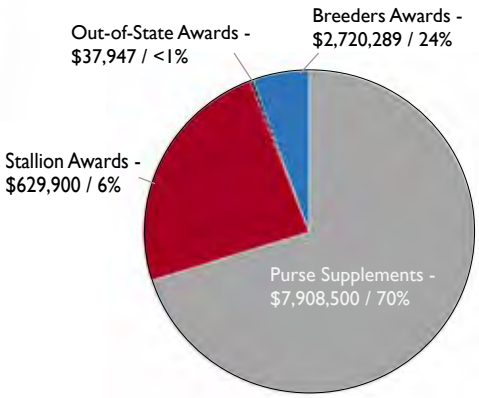

Quarter Horse Awards/Purses
Total Distributed: $1,237,168

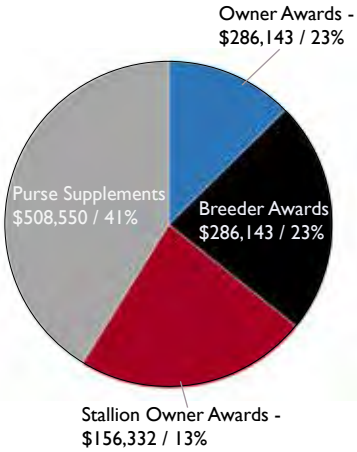

Competitive Status

The competitive status of Indiana's horse racing industry can best be determined by comparing purses offered by Indiana tracks to tracks racing the same breed nationwide with race calendars similar to Indiana's. In previous years, the Standardbred and Thoroughbred racing programs were compared regionally using only adjacent states.

Over time, Indiana's programs have grown beyond regional borders, thus the need to showcase and compare nationally. Subsequently, Indiana's racing product has been measured using a national comparison of racetracks racing 100 or more days, instead of the previously used regional method.

Using this national comparison, the average daily purse distribution is still the best indicator of competiveness, followed by the track's total purse distribution. The average daily purse distribution is a better indicator due to the fact that a track's total purse offerings can be diluted by an overabundance of race dates. On the other hand, purse numbers can be more skewed with less race dates. Either way can show inflated, better or worse statistics than are actual.

Comparison: Indiana Standardbred Nationally

Indiana's Standardbred industry has seen an upswing in purse numbers nationally compared to other tracks with a minimum of 100 race days. The 2019 season saw a gross purse increase of 5% ($1.5 million), along with a 5% increase in average daily purse distribution.

Regionally and nationally, Indiana trails just behind Ohio in number of Standardbred foals registered for both foals born in the state and sired; however, Indiana surpassed Pennsylvania in 2019 in overall numbers. While there was a slight drop in foals born in Indiana between 2017 and 2018, the number of foals sired by Indiana stallions in 2018 increased by 25%.

Total Purse Money

1.	Yonkers Raceway, NY (263)	$60,560,973
2.	The Meadows, PA (193)	$29,968,371
3.	Harrah's Hoosier Park, IN (160)	$29,499,887
4.	Northfield Park, OH (220)	$29,434,592
5.	Harrah's Philadelphia, PA (150)	$28,717,620
6.	The Downs at Mohegan Sun Pocono, PA (134)	$27,517,443
7.	Saratoga Harness, NY (176)	$17,513,627
8.	Plainridge Park, MA (114)	$11,134,892
9.	Monticello Raceway, NY (200)	$7,689,091
10.	Pompano Park, FL (124)	$7,114,636

Average Daily Purse Distribution

1.	Yonkers Raceway, NY (263)	$22,793
2.	The Downs at Mohegan Sun Pocono, PA (134)	$15,111
3.	Harrah's Hoosier Park, IN (160)	$14,735
4.	Harrah's Philadelphia, PA (150)	$14,098
5.	The Meadows, PA (193)	$11,940
6.	Plainridge Park, MA (114)	$9,845
7.	Saratoga Harness, NY (176)	$8,995
8.	Northfield Park, OH (220)	$8,750
9.	Pompano Park, FL (124)	$6,693
10.	Monticello Raceway, NY (200)	$4,499

Source: United States Trotting Association (USTA)

Notes: The number of race days at each track are indicated in parentheses. Race meets with fewer than 100 race dates are not included.

State Bred Foals Registered in 2018*

State Bred	2016 (State Sired)	2017 (State Sired)	2018 (State Sired)
Ohio	1,451 (1,197)	1,622 (1,238)	1,394 (1,690)
Indiana	1,279 (1,000)	1,380 (1,064)	1,241 (1,423)
Illinois	220 (351)	183 (352)	432 (333)
Michigan	73 (128)	78 (148)	156 (90)
Kentucky	446 (25)	507 (46)	401 (41)

Source: United States Trotting Association (USTA)

** Due to the timing of this report, registrations are still coming in for horses foaled in 2019, so a more accurate example is to look at foals of 2018 as the most recent year.*

National Top 10

Ohio	1,394
Indiana	1,241
Pennsylvania	851
New York	763
Illinois	432
Kentucky	401
Iowa	227
Delaware	191
New Jersey	179
Michigan	156

Comparison: Indiana Thoroughbred Nationally

Thoroughbred racing at Indiana Grand Race Course & Casino saw a slight uptick in total purses from 2018 to 2019, going up 2%, with the average daily purse seeing a 1.1% increase. This still ranks Indiana Grand second in the region in total purse money. When compared to tracks across the country offering more than 100 race days, Indiana Grand ranks sixth in gross purses offered and moved up to fourth in daily purse averages.

While the track comparisons are national, foal numbers and yearling sales results are compared regionally (Illinois, Indiana, Kentucky, Michigan, Ohio). The 2018 Indiana-bred foal crop stayed consistent, staying ninth nationally and second regionally with 413 registered foals.

Total Purse Money			Average Daily Purse Distribution		
1.	Gulfstream Park, FL (197)	$91,541,238	1.	Gulfstream Park, FL (197)	$464,676
2.	Parx Racing, PA (163)	$53,923,939	2.	Laurel Park, MA (162)	$332,232
3.	Laurel Park, MA (162)	$53,821,575	3.	Parx Racing, PA (163)	$330,822
4.	Golden Gate Fields, CA (157)	$26,895,166	4.	Indiana Grand, IN (120)	$226,387
5.	Charles Town Races, WV (167)	$26,079,550	5.	Golden Gate Fields, CA (157	$171,307
6.	Indiana Grand, IN (120)	$25,808,160	6.	Presque Isle Downs, PA (100)	$170,133
7.	Penn National, PA (165)	$24,959,553	7.	Thistledown, OH (100)	$161,827
8.	Presque Isle Downs, PA (100)	$17,013,305	8.	Mahoning Valley Race Course, OH (100)	$158,608
9.	Thistledown, OH (100)	$16,182,700	9.	Penn National, PA (165)	$151,270
10.	Mahoning Valley Race Course, OH (100)	$15,860,760	10.	Finger Lakes, NY (117)	$131,520

Notes: The number of race days at each track are indicated in parentheses. Race meets with fewer than 100 race dates are not included.

Source: BloodHorse.com / February 15, 2020

State Bred Foals Registered in 2018*

State Bred	2016	2017	2018
Kentucky	8,423	8,395	8,191
Indiana	381	458	413
Ohio	396	397	381
Illinois	221	188	170
Michigan	58	46	30

Source: The Jockey Club

** Due to the timing of this report, registrations are still coming in for horses foaled in 2019, so a more accurate example is to look at 2018 as the most recent year.*

National Top 10	
Kentucky	8,191
California	1,740
Florida	1,601
New York	1,388
Louisiana	946
Maryland	672
Pennsylvania	617
Oklahoma	510
Indiana	413
New Mexico	409

Yearlings Sold at Public Auction in 2019

State Bred	Number of Horses Sold	Average Price	Total
Kentucky	4,143	$107,796	$446,600,576
Ohio	52	$33,623	$1,748,400
Indiana	77	$17,215	$1,325,527
Illinois	3	$22,667	$68,000
Michigan	0	$0	$0

Source: The Jockey Club

Comparison: Indiana Quarter Horse Nationally

Indiana's Quarter Horse racing industry continues an upward trajectory, thanks to increased awareness from the breeding and racing sides of the industry. In 2019, Indiana Grand Race Course & Casino offered 12 more races over the same number of race days (120), including six days of dedicated all Quarter Horse cards. The increase in races has been steady over the last few years (188 in 2017, 196 in 2018, 208 in 2019). However, there is still some difficulty in attracting national horses with the type of unique Quarter Horse race allocation available, sharing the calendar with Thoroughbred races.

Overall purse money increased in 2019 by more than $245,000, a 5% increase.

Total Purse Money			Average Purse Distribution per Race		
1.	Los Alimitos Race Course, CA (145)	$16,015,496	1.	Ruidoso Downs, NM [379]	$37,254
2.	Ruidoso Downs, NM (54)	$14,119,262	2.	Zia Park, NM [224]	$33,056
3.	Remington Park, OK (51)	$14,021,686	3.	Remington Park, OK [491]	$28,557
4.	Delta Downs, LA (44)	$10,375,919	4.	Sunland Park, NM [208]	$23,533
5.	Zia Park, NM (26)	$7,404,571	5.	Albuquerque Downs, NM [260]	$23,408
6.	Evangeline Park, LA (46)	$6,039,807	6.	Fair Grounds, LA [107]	$23,160
7.	Sunland Park, NM (34)	$4,894,904	7.	Delta Downs, LA [467]	$22,218
8.	Indiana Grand, IN (120)	$4,552,480	8.	Indiana Grand, IN [208]	$21,887
9.	Prarie Meadows, IA (26)	$3,758,641	9.	Los Alimitos Race Course, CA [732]	$21,879
10.	Will Rogers Downs, OK (28)	$3,706,601	10.	Lone Star Park, TX [180]	$17,932

Source: American Quarter Horse Association (AQHA)

Notes: Horsemen's contributions are not included.
Tracks with fewer than 100 races are not included.
The number of *race days* are indicated in parentheses in **column 1**, number of *races* at each track are indicated in brackets in **column 2**.

Foals Registered in 2017*

State Bred	2015	2016	2017
Indiana	507	409	346
Michigan	68	98	81
Kentucky	104	106	71
Illinois	82	56	57
Ohio	41	45	42

Source: AQHA

**Numbers for race-bred Quarter Horse foals registered in 2018 are not available from AQHA. These are numbers from the 2017 registration period.*

Indiana Bred & Sired Statistics

Standardbreds

Year	Mares Bred	Foals	Stallions	Residency Mares	Residency Foals
2010	3,038	1,443	180	2,225	1,024
2011	3,386	1,744	154	2,109	1,168
2012	2,634	1,717	147	1,939	1,304
2013	1,958	1,472	115	1,443	1,110
2014	1,764	1,087	105	1,251	856
2015	1,913	1,053	90	1,263	750
2016	2,170	1,000	100	1,434	802
2017	2,402	1,064	101	1,390	842
2018	2,412	1,423	105	1,379	839
2019	2,566	1,540	109	1,380	910

The Standardbred program tracks the number of mares bred by Indiana stallions for the Indiana Sired program (regardless of their foaling location) as well as the number of mares residing in Indiana, bred by Indiana stallions for the Indiana Sired & Bred program.

Thoroughbreds

Year	Mares	Foals	Stallions
2010	1,209	735	152
2011	961	774	114
2012	1,130	727	130
2013	941	596	117
2014	660	408	100
2015	679	444	86
2016	609	394	86
2017	674	461	94
2018	617	423	95
2019	602	397	84

Indiana Foal Breakdown

Year	Bred	Bred & Sired
2014	408	268
2015	444	251
2016	393	181
2017	461	233
2018	413	224
2019	185	212

Quarter Horses

Year	Mares	Foals	Stallions
2010	298	178	78
2011	264	215	60
2012	404	256	77
2013	405	241	73
2014	377	251	61
2015	369	248	63
2016	349	197	48
2017	346	206	47
2018	290	190	44
2019	265	156	44

Indiana Foal Breakdown

Year	Bred	Bred & Sired
2014	251	164
2015	248	156
2016	197	104
2017	206	138
2018	190	108
2019	156	90

The Thoroughbred and Quarter Horse programs register all mares foaling in Indiana for purposes of having an Indiana bred or sired registered foal.

**All numbers are as of March 30, 2020*

2019 Program Highlights

The Standardbred, Thoroughbred and Quarter Horse programs had the following accomplishments in 2019:

Standardbreds

- ***Priceless*** (Rockin Image) ranked 9th ($347,162) & ***Odds On Osiris*** (Rockin Image) finished 10th ($343,895) nationally for top money earning 2 year old pacers.
- ***Rock Swan*** (Swan For All) ranked 8th ($392,981) & ***TJ's Top Pick*** (Swan For All) finished 10th ($302,871) nationally for top money earning 2 year old trotters.
- ***Custom Cantab*** (Mr Cantab) ranked 11th ($272,897) & ***Swansea*** (Swan For All) 13th ($255,815) nationally for money earning older trotters.
- ***Swan For All*** ranked 7th for trotting sires, ***Rockin Image*** ranked 8th ($7,826,213) & ***Always A Virgin*** 9th ($7,748,801) for pacing sires by earnings nationally.
- Indiana's ***Midland Acres*** ranked 11th ($3,413,451) & ***Victory Hill Farm*** ranked 12th ($3,006,523) amongst North American breeders by earnings.
- ***Midland Acres*** ranked 7th (101 winners, 382 wins) & ***Victory Hill Farm*** ranked 10th (75 winners, 309 wins) amongst North American breeders by wins.

Thoroughbreds

- ***Unbridled Class*** ('15, by Unbridled Express, bred by LTB Inc. & Hillerich Racing LLC) ended the year as the highest money-earning Indiana sired horse, earning $255,695.
- ***Moves Like Magic*** ('16, bred by Sherri Greenhill) ended the year as the highest money-earning Indiana bred horse, earning **$222,238**.
- ***Greenhill Racing (Jeff & Sherri Greenhill)*** bred & owned horses that swept the $150,000 Governor's & $150,000 First Lady Signature Stakes. ***Toss Of Fate*** & ***Moves Like Magic*** would go on to win two other Indiana bred stakes races in 2019.

Quarter Horses

- ***Beach Treat*** ('15, bred by Coronet Farm) was named a Finalist for the American Quarter Horse Association's Racing Champion Aged Gelding of the Year.
- ***Beach Treat*** is named Indiana Bred Horse of the Year
- ***Stinkin Rich*** ('12, bred by Carolyn Bruce) extends his rank as leading money earning Indiana bred with $546,370 total lifetime earnings.
- ***Streakin James*** ('18, bred by Brian Gunder) was the sale topper at the 2019 QHRAI Speed Sale, selling for $37,000.

Marketing: IHRC

Senate-enrolled act No. 252 amended IC 4-31-8 to charge the Commission with promotion of the Indiana horse racing industry. In 2017, the Indiana Horse Racing Commission (IHRC) introduced a new position to aid in this requirement. The Communications Coordinator position was created in an effort to grow the marketing and advertising efforts of the Commission's breed programs.

Approximately 2% of each breed development funds' budget is allocated each fiscal year to be utilized for these purposes. In 2017, a graphic designer was placed on contract to help create print advertisements and program materials, working closely with the Communications Coordinator.

The Indiana Horse Racing Commission's marketing campaign for 2019 was aimed towards education to fellow residents of the state of Indiana, especially with a heavy legislative session regarding the accelerated approval to implement table games at the two racinos. Most advertising was done with the *Indianapolis Business Journal* using a graphic to show how horse racing has been beneficial for the state's economy. Tshirts with this same informational chart were made for finalists competing in the Indiana Sired Fair Circuit, as well as volunteers at the Indiana State Fair to advertise how *Horse Racing is Good For Indiana*.

The 2019 Indiana State Fair saw the return of the IHRC Barn Visit outreach program, where IHRC and Indiana Standardbred Association employees and volunteers invited fairgoers to tour a barn to educate them about the sport of harness racing. The outreach continued with a live radio broadcast from 1070 The Fan during the morning prior to the Indiana Sired Fair Circuit State Championship races. Live guests included Director of Racing and Breed Development Jessica Barnes, judge and announcer Kevin Mack and horseman David White.

The Indiana State Fair Barn Visit.

Marketing: Standardbred

For the second year, the IHRC partnered with Emmis Communications to share race calls from the Indiana Sired Fair Circuit on the radio (1070 FM) as part of The Fan Morning Show. The show host discussed the fair circuit, what races were coming up and previewed the Indiana State Fair. The show aired live the morning of the Indiana State Fair races, which included guests: Kevin Mack (announcer), David White (horseman) and Jessica Barnes (Director of Racing and Breed Development).

Three new videos were co-produced with Emmis Communications, each aimed to explain to viewers how "Horse Racing is Good for Indiana." Videos highlighted the economic impact of horse racing, the community outreach and the family aspect of the sport.

The 2019 Indiana State Fair saw the return of the Speed Barn Visit outreach program, supported by the Indiana Standardbred Association. Educational signs were hung framing the barn aisle, with an antique wooden wheel sulky donated by Nat Hill IV in the middle. A total of six off-track Standardbreds (including one foal) were available for visits and education about second careers for racehorses. Handheld paper fans were on hand for visitors touting how "Horse Racing is Good For Indiana" with locations of all fair and pari-mutuel racing in the state, as well as educational literature from the United States Trotting Association and IHRC. Videos from the 2019 Indiana Sired Fair Circuit played on repeat so fairgoers could see harness racing in action.



Advertisements were placed in the following publications in 2019:

- *Hoof Beats*
- *Midwest Harness Report*
- HarnessRacingUpdate.com
- *Horsemen's & Fair World*

Marketing: Thoroughbred

For the second year, the Thoroughbred program partnered with Indiana Grand Racing & Casino to present the "Race of the Day" on ESPN radio station 1070 The Fan, during the Dan Dakich Show. Breed Development Coordinator Jessica Barnes appeared on the show to discuss horse racing in Indiana during an on-location show held in the new sports betting location at the track.

Thoroughbred racing in Indiana celebrated its 25th anniversary in 2019, with a special logo created for advertising use. The push to celebrate all 26 stakes winners in advertisements was to highlight the high-paying racing opportunities the breed development program offers at Indiana Grand.

Winners of Indiana bred restricted stakes races were given custom lightweight blankets and vests stating "2019 Stakes Winner" with the program logo, along with trophies. The purpose was two-fold: to reward and to advertise the program's stakes races outside of Indiana.

Ads were placed in publications and websites during major horse sales to entice buyers to buy into the program, as well as support the breeders and consignors of Indiana sired and Indiana bred horses.

Advertisements were placed in the following publications in 2019:

- *BloodHorse*
- BloodHorse.com
- PaulickReport.com
- AmericanRacehorse.com
- *Daily Racing Form*

Marketing: Quarter Horse

The Quarter Horse Breed Development Program and the Quarter Horse Racing Association of Indiana (QHRAI) hosted a booth during the three Heritage Place Quarter Horse Sales in Oklahoma City, Oklahoma, as an outreach for potential owners and breeders, and as a unified effort in promotiong Indiana's Quarter Horse racing programs. At the sales, information from both groups was available at the booth with at least one representative present to answer any questions and network with breeders.

Winners of Indiana bred restricted stakes races were given custom lightweight blankets and vests stating "2019 Stakes Winner" with the program logo, along with trophies.

Through the partnership between Indiana Grand Racing & Casino and sports radio station 1070 The Fan, Quarter Horse races were featured for the first time during the Dan Dakich Show's Race of the Day. Three pre-recoreded races were used to help promote the final all Quarter Horse Race Day at Indiana Grand for the 2019 season and were well received.

Advertisements were placed in the following publications in 2019:

- *American Quarter Horse Racing Journal*
- *Speedhorse*
- *Track Magazine*

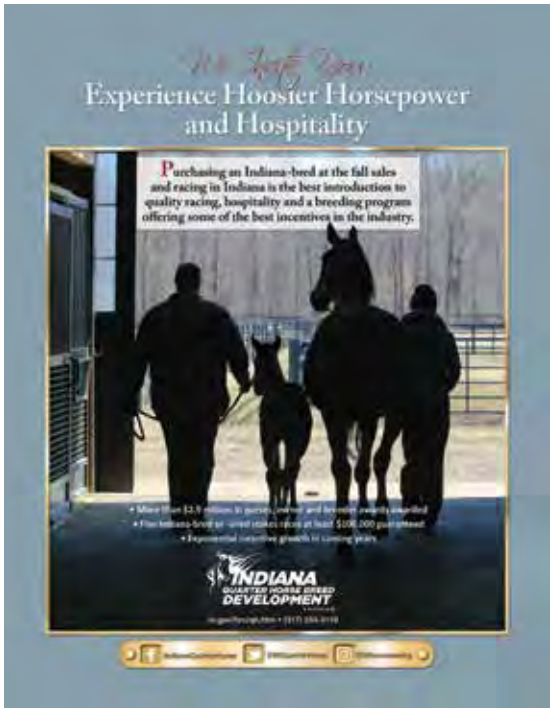

Racino Slot Revenue

The 2007 Indiana Legislature approved slot machine wagering at the state's two pari-mutuel racetracks in accordance with 71 IAC 4-35-7-12. Racino slot revenue began replacing riverboat revenue in June 2008. These funds are distributed to various segments of the racing industry in accordance with Commission rule IC 4-35-7-12. Detailed racino slot revenue distribution is noted in the chart below for the most recent four years.

For detailed historical information on slot revenue, visit our website at www.in.gov/hrc/2443.htm

Racino Slot Revenue Allocation

Slot Revenue	2016	2017	2018	2019	Total (2016-19)
12% of AGR**	$54,729,693	$56,252,987	$56,744,734	$59,083,193	$226,810,607
Remaining distribution after funding the Integrity Fund	$54,579,693	$56,102,987	$56,594,734	$58,933,193	$226,210,607
EQUINE PROMOTION WELFARE (.5%) to Associations	$272,898	$280,515	$282,974	$294,665	$1,131,051
ISA (46%)	$125,533	$129,037	$130,168	$135,546	$520,284
HBPAI (46%)	$125,533	$129,037	$130,168	$135,546	$520,284
QHRAI (8%)	$21,831	$22,441	$22,638	$23,573	$90,483
BACKSIDE BENEVOLENCE (2.5%) to Associations	$1,364,492	$1,402,574	$1,414,868	$1,473,330	$5,655,262
ISA (46%)	$627,666	$645,184	$650,839	$677,732	$2,601,421
HBPAI (46%)	$627,666	$645,184	$650,839	$677,732	$2,601,421
QHRAI (8%)	$109,159	$112,206	$113,189	$117,866	$452,420
97% TO RACING	$52,942,303	$54,419,898	$54,896,892	$57,165,198	$219,424,289
THOROUGHBRED (46%)	$24,353,459	$25,033,153	$25,252,570	$26,295,991	$100,935,171
OF 46%, 55% TO FOLLOWING	$13,394,402	$13,768,234	$13,888,914	$14,462,795	$55,514,343
TB PURSES (97%)	$12,992,570	$13,355,187	$13,472,246	$14,028,911	$53,848,914
HBPAI (2.4%)	$321,465	$330,438	$333,334	$347,107	$1,332,344
ITOBA (0.6%)	$80,366	$82,609	$83,333	$86,777	$333,085
TB BREED DEVELOPMENT FUND (45%)	$10,959,056	$11,264,919	$11,363,657	$11,833,196	$45,420,828
STANDARDBRED (46%)	$24,353,459	$25,033,153	$25,252,570	$26,295,991	$100,935,173
(Minus State Fair Commission Funding)					
OF 46%, 50% TO FOLLOWING	$11,676,729	$12,016,576	$12,126,285	$12,647,996	$48,467,586
SB PURSE (96.5%)	$11,268,044	$11,595,996	$11,701,865	$12,205,316	$46,771,221
ISA (3.5%)	$408,685	$420,580	$424,420	$442,680	$1,696,365
SB BREED DEVELOPMENT - 50%	$11,676,729	$12,016,576	$12,126,285	$12,647,996	$48,467,586
QUARTER HORSE (8%)	$4,235,384	$4,353,592	$4,391,751	$4,573,217	$17,553,944
OF 8%, 70% TO THE FOLLOWING	$2,964,768	$3,047,514	$3,074,226	$3,201,252	$12,287,761
QH PURSES (95%)	$2,816,530	$2,895,139	$2,920,515	$3,041,189	$11,673,373
QHRAI (5%)	$148,238	$152,376	$153,711	$160,063	$614,388
QH BREED DEVELOPMENT - 30%	$1,270,615	$1,306,078	$1,317,525	$1,371,965	$5,266,183

* AGR total above includes $1,000,000 in State Fair Commission funding via Standardbred's 46% allotment from slots.

Contact Information

http://in.gov/hrc

Social Media

facebook.com/IndianaQuarterHorse
facebook.com/IndianaStandardbred
facebook.com/IndianaThoroughbredBreedDevelopment
facebook.com/IndianaHRC

@INQuarterHorse
@INStandardbred
@INThoroughbred

http://bit.do/IHRCYouTube

@inhorseracing

https://linkedin.com/company/indianahorseracingcommission/

Indianapolis Office

Indiana Horse Racing Commission
1302 N Meridian St., Suite 175
Indianapolis, IN 46202
Phone: 317-233-3119
Fax: 317-233-4470

Field Offices

Indiana Horse Racing Commission
at Harrah's Hoosier Park Racing & Casino
3029 E 41st Street
Anderson, IN 46013
Phone: 765-609-4855
Fax: 765-683-2568

Indiana Horse Racing Commission
at Indiana Grand Racing & Casino
4425 N 200 W
Shelbyville, IN 46176
Phone: 317-713-3350
Fax: 317-713-3355