



INDIANA HORSE RACING COMMISSION



Photo: Courtesy of Lawrence Van Garrett/coadyphoto.com



2008 ANNUAL REPORT

Photo: Courtesy of Dean Gillette

www.in.gov/hrc

Table Of Contents

| | |
|--|----|
| Indiana Racetracks & OTB's | 3 |
| Commission Senior Staff. | 4 |
| Commission Race Track Staff. | 4 |
| Live Racing at Tracks. | 5 |
| Simulcast Handle. | 5 |
| Total In-State Handle | 6 |
| Distribution of the Wagering Dollar. | 7 |
| State Revenues | 7 |
| Occupational Licensing. | 8 |
| Equine and Human Drug Testing. | 10 |
| Breed Development Programs, Awards and Revenues. | 10 |
| Breed Development Committees | 10 |
| Slot and Riverboat Revenue. | 11 |
| 2009 Live Racing Dates. | 12 |

Indiana Horse Racing Commission

Commissioners



Sarah McNaught
Chairman

Sarah McNaught Chairman
Alan Armstrong Vice-Chairman
Jim Lauck Secretary
Doug Grimes Member
Steve Schaefer Member

Commission Senior Staff

Joe Gorajec Executive Director
Deena Pitman Assistant Executive Director
Robert Smith Director of Security
Wendi Samuelson-Dull Contoller
Jessica Barnes Director of Standardbred
Racing & Development
Jacki Brown Director of Thoroughbred &
Quarter Horse Development



Joe Gorajec
Executive Director

Race Track Staff

Pat Adams Assistant Director of Security
Richard Wilbur Investigator
Brad Jones Investigator
Abi Meister Licensing Supervisor
Erin Ward Indiana Downs Licensing Manager
Ashley Timbrook Hoosier Park Licensing Manager

To further assist the Commission with its regulatory responsibilities, the following individuals provided professional or technical service at Hoosier Park and Indiana Downs during the 2008 racing season.

Standardbred Judges

Timothy Schmitz, Presiding Judge
Jim Curran, Associate Judge
Richard (Dick) DiSantis, Associate Judge

Thoroughbred Stewards

Gary Wilfert, Senior State Steward
Tim Day, Associate Steward
Rick Evans, Associate Steward

Commission Veterinarians

Melinda Poole, DVM
Katie Ivester, DVM
Janice Sojka, DVM
Jason Hammelman, DVM
Brittany Kureth, DVM

Veterinary Technicians

Stephanie Adams
Claudia Shaff
Jenny Baughman
Barbara Sigman
Cheryl Morris
Yvonne Stephens

Laboratory Technicians

Lou Ann Barnett
Lee Ann Wallen
Patty Cawthorn
Jane Koors-Mahan
Vickie McElhaney
Janet Curran

Racing Inspectors

Karla Vaughn
Shelly McCracken-Rania

Indiana Racetracks & OTB's



HOOSIER PARK RACING • CASINO

a Centaur Gaming Destination

Mailing Address

4500 Dan Patch Circle, Anderson, Indiana 46013
Telephone: 765-642-RACE (7223) Fax: 765-683-2599

Meet Period

April 5, 2008 - July 12, 2008 (Standardbred)
August 29 - November 23, 2008 (Thoroughbred/Quarter Horse)
(134 Racing Days - 63 Flat Racing; 71 Standardbred Racing)

Track Stats

Grandstand Seating Capacity: 1,750
Barn Area Stall Space: 980
Size of Track: Length: 7/8 mile, Width: 90 feet

Off Track Betting Parlor Locations

Ft Wayne OTB - 1820 West Washington Center Road; Phone: (260) 490-9006
Indianapolis OTB - 110 West Washington St.; Phone: (317) 656-7223
Merrillville OTB - 7610 Broadway; (219)-755-0000



Mailing Address

4200 N Michigan Rd, Shelbyville, Indiana 46176
Telephone: 317-421-0000 Fax: 317-421-0100

Meet Period

April 25 - July 8, 2008 (Thoroughbred/Quarter Horse)
July 16, 2008 - November 8, 2008 (Standardbred)
(133 Racing Days - 53 Flat Racing; 80 Standardbred Racing)

Track Stats

Grandstand Seating Capacity: 800
Barn Area Stall Space: 644
Size of Track: Length: 1 mile, Width: 80 feet;
7 Furlong Turf Course, Width: 98 feet

Off Track Betting Parlor Locations

Evansville OTB - 5480 E Indiana St; Phone: (812) 280-1013
Clarksville OTB - 650 Eastern Blvd.; Phone: (812) 473-8910

Live Racing at Tracks

| Standardbred | Hoosier Park | Indiana Downs | Total |
|--------------------------------|--------------|---------------|-------------|
| Number of Dates | 71 | 80 | 151 |
| Total Handle | \$2,556,199 | \$1,560,816 | \$4,117,015 |
| Average Daily Handle | \$36,003 | \$19,510 | \$27,265 |
| Thoroughbred | Hoosier Park | Indiana Downs | Total |
| Number of Dates | 63 | 54 | 117 |
| Total Handle | \$2,073,431 | \$1,857,544 | \$3,930,975 |
| Average Daily Handle | \$32,912 | \$34,399 | \$33,598 |
| Quarter Horse | Hoosier Park | Indiana Downs | Total |
| Number of Races | 56 | 49 | 105 |
| Total Handle | \$336,241 | \$167,198 | \$503,439 |
| Average <u>Per-Race</u> Handle | \$6,004 | \$3,412 | \$4,795 |
| Total Live Handle | Hoosier Park | Indiana Downs | Total |
| | \$4,965,871 | \$3,585,558 | \$8,551,429 |

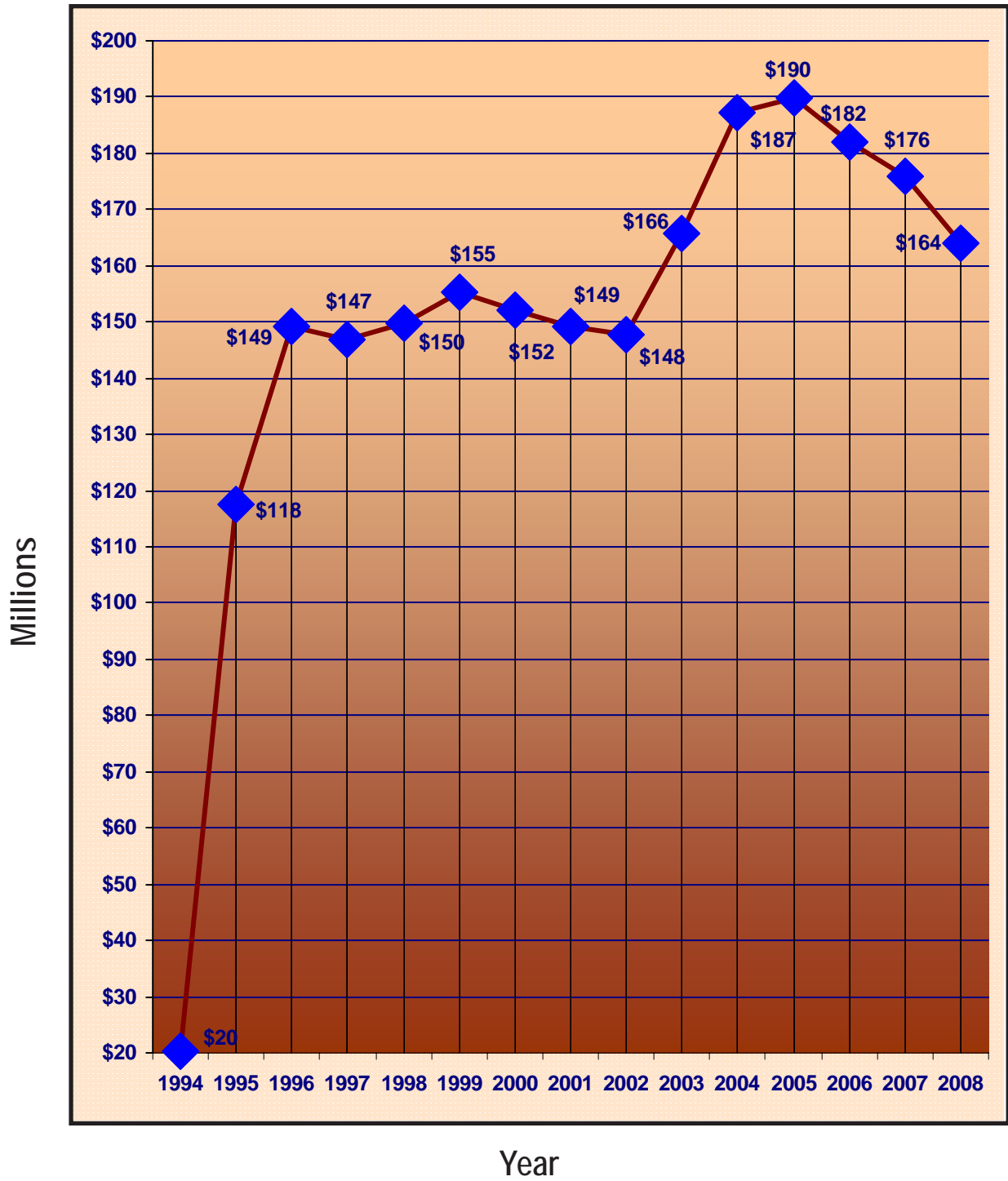
Simulcast Handle

| Export Handle ⁽¹⁾ | Hoosier Park | Indiana Downs | Total |
|--------------------------------|---------------------|---------------------|---|
| Thoroughbred | \$45,025,184 | \$47,103,386 | \$92,128,570 |
| Standardbred | 38,364,789 | 36,319,023 | 74,683,812 |
| Quarter Horse | 1,927,905 | 1,272,794 | 3,200,699 |
| Total Simulcast Handle | \$85,317,878 | \$84,695,203 | \$170,013,081 |
| Average Daily Export Handle | Hoosier Park | Indiana Downs | Total |
| Thoroughbred | \$714,685 | \$872,285 | \$787,424 |
| Standardbred | 540,349 | 453,988 | 494,595 |
| Quarter Horse * | 34,427 | 25,975 | |
| | | | <i>*Quarter Horse handle is calculated on a per race basis not daily.</i> |
| In-State Handle ⁽²⁾ | Hoosier Park | Indiana Downs | Total |
| Thoroughbred/Quarter Horses | \$70,464,179 | \$53,380,750 | \$123,844,929 |
| Standardbred | 21,996,363 | 9,561,255 | 31,557,618 |
| Total In-State Handle | \$92,460,542 | \$62,942,005 | \$155,402,547 |

(1) Hoosier Park wagered \$2,067,434 on Indiana Downs' simulcast signal (\$1,244,053 on standardbred and \$823,381 on thoroughbred + Quarter Horse). Indiana Downs wagered \$1,246,483 on Hoosier Park's simulcast signal (\$677,220 on thoroughbred + Quarter Horse and \$569,263 on standardbred). These handle numbers are included in the "Export Handle" above by source of signal and in "In-State Handle" by location of wager.

(2) Handle at Indiana OTB's on racing originating in-state is accounted for in "In-State Handle" source of wager (i.e. Hoosier Park's OTB handle on Hoosier Park's live racing is attributed to Hoosier Park).

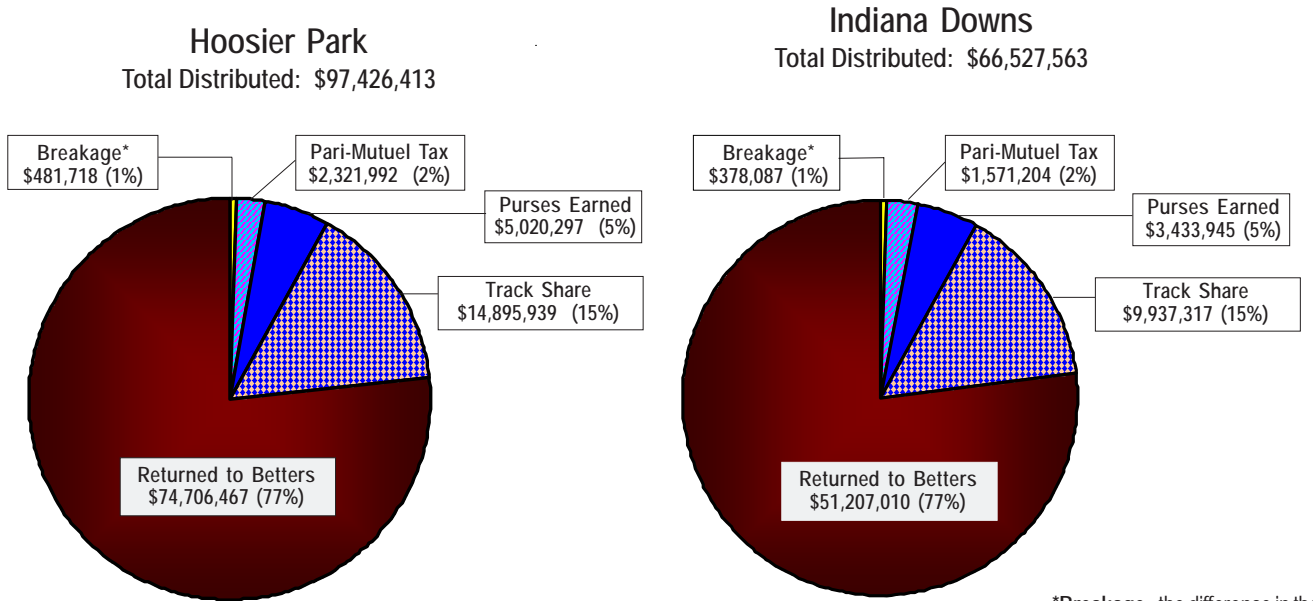
Total In-State Handle



(Handle - money wagered by the betting public on pari-mutuel races.)

Distribution of the Wagering Dollar

The following is a breakdown of the distribution of all monies wagered at both Hoosier Park and Indiana Downs and their satellite facilities:



*Breakage - the difference in the rounding off of pari-mutuel payoffs.

State Revenues

The following are the direct state revenues collected in accordance with the pari-mutuel statute IC 4-31:

| Hoosier Park | |
|---|---------------------|
| Pari-Mutuel Tax | \$ 2,321,992 |
| Track Reimbursement for Officials | 290,760 |
| Occupational License Fees | 136,265 |
| Satellite Facility Fee | 402,277 |
| Fines and Civil Penalties Paid | 26,125 |
| Track Permit and License Fees | 8,000 |
| Total | \$3,185,419 |
| Indiana Downs | |
| Pari-Mutuel Tax | \$1,571,204 |
| Track Reimbursement for Officials | 282,573 |
| Occupational License Fees | 133,830 |
| Satellite Facility Fee | 239,465 |
| Fines and Civil Penalties Paid | 19,650 |
| Track Permit and License Fees | 7,000 |
| Total | \$2,253,722 |
| Total State Revenue | \$ 5,439,141 |

The direct revenue received by the State of Indiana exceeded the cost of regulation. Indiana Horse Racing Commission operating expenditures for calendar year 2008 were \$2,331,782.

Occupational Licensing

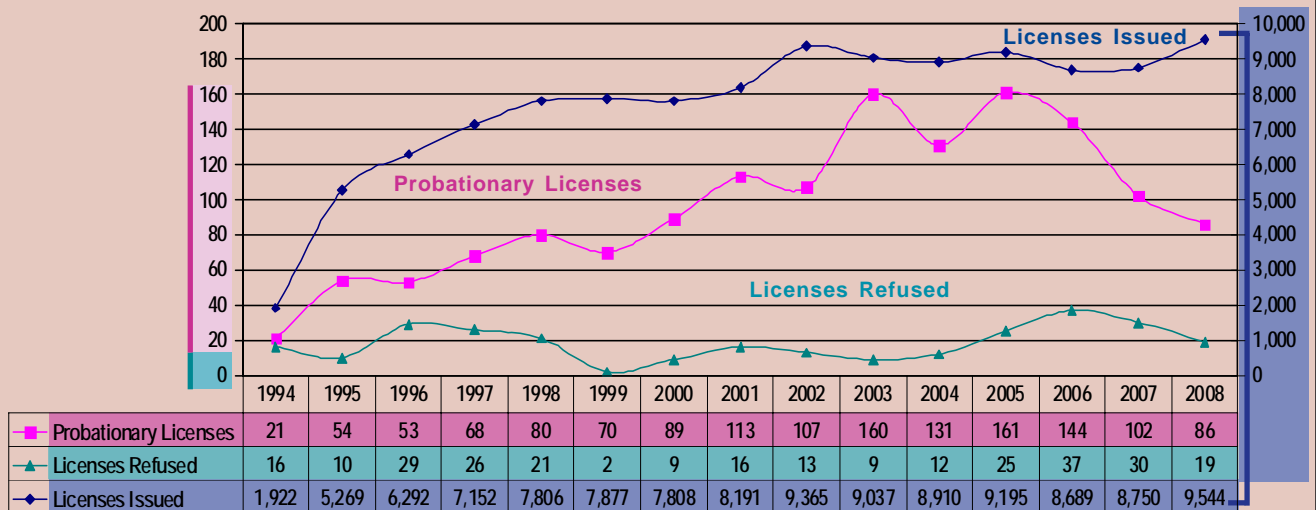
Pursuant to IC 4-31-6 and 71 IAC 5-1-1, all persons participating in pari-mutuel racing under the jurisdiction of the Commission are required to be licensed. The licensing process is the backbone of the Commission's regulatory efforts. Each prospective licensee is fingerprinted.

The Federal Bureau of Investigation (FBI) provides the Commission with criminal histories of all applicants. The Commission may refuse or deny the application for licensure of any person whose criminal or racing violation record is contrary to the public's best interest.

2008

| Category | Count | Category | Count |
|-----------------------------|-------|--------------------------------|-------|
| Owner, Standardbred | 1,683 | Owner/Trainer, Quarter Horse | 55 |
| Owner, Thoroughbred | 1,551 | Driver | 53 |
| Track Employee | 1,481 | Vendor/Contractor | 51 |
| Groom | 1,047 | Racing Official | 36 |
| Stable Name | 497 | Trainer, Quarter Horse | 29 |
| Vendor Employee | 422 | Gate Crew | 26 |
| Owner/Trainer, Thoroughbred | 387 | Farrier | 23 |
| Track Security | 295 | Jockey Agent | 18 |
| Owner/Trainer/Driver | 269 | Pony Rider | 15 |
| Pari-Mutuel Clerk | 263 | Valet | 13 |
| Trainer, Thoroughbred | 228 | Veterinarian | 13 |
| Owner, Quarter Horse | 191 | Vet. Helper | 12 |
| Owner/Trainer, Standardbred | 172 | Authorized Agent, Standardbred | 8 |
| Track Management | 143 | Owner/Driver | 5 |
| Jockey | 102 | Other | 5 |
| Trainer, Standardbred | 100 | Apprentice Jockey | 5 |
| Driver/Trainer | 100 | Asst. Trainer, Standardbred | 4 |
| Commission Staff | 91 | Authorized Agent, Thoroughbred | 3 |
| Asst. Trainer, Thoroughbred | 80 | Asst. Trainer, Quarter Horse | 3 |
| Exercise Rider | 65 | | |

Total Licenses Issued in 2008: 9,544



Equine Drug Testing

Pari-mutuel horse racing can succeed as a legitimate major league sport only if its races are perceived by the wagering public to be honest, competitive contests, free from manipulation by man or drugs. The Commission's drug detection program is one of the nation's most comprehensive and its laboratory, one of the most respected in the racing industry.

| Breed | Race Dates | Urine | Blood | Positive Tests |
|----------------------------|------------|-------------|-------------|----------------|
| Standardbred | 151 | 1686 | 2155 | 7 |
| Thoroughbred/Quarter Horse | 117 | 2140 | 2315 | 11 |
| Total | 268 | 3826 | 4470 | 18 |

Truesdail Laboratory in Tustin, California, serves as the primary testing laboratory for the Indiana Horse Racing Commission. Truesdail Laboratory has been a leader in racing chemistry and drug-related re-

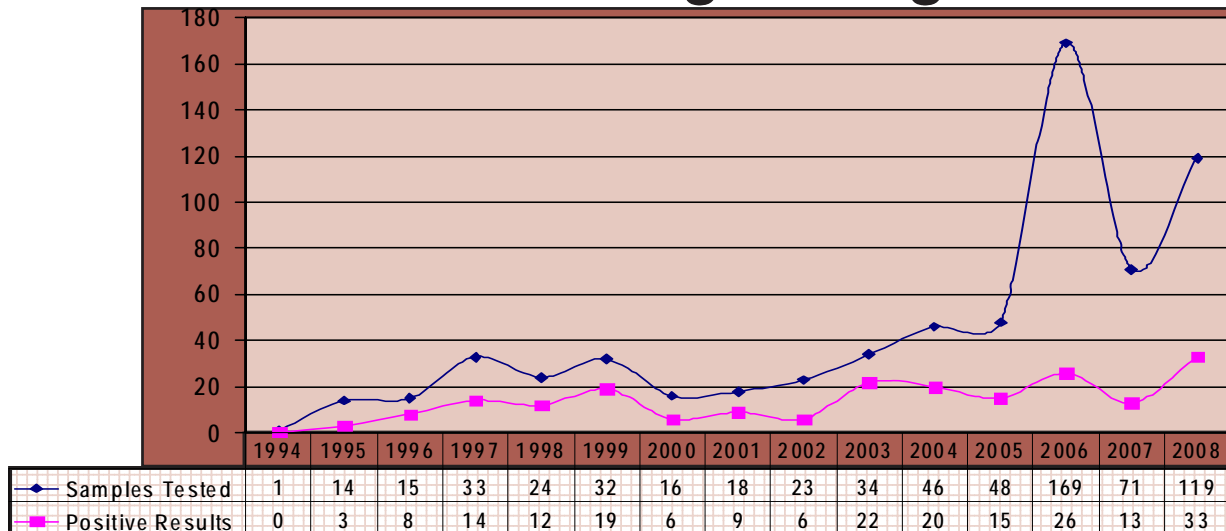
search for over 50 years. For each positive test, the offending horse was disqualified and placed last. In accordance with the pari-mutuel statute, all purse money earned is ordered returned and redistributed.

The table below represents a further breakdown, by breed, of the name and types of drugs reported by the laboratory.

| Number of Violations by Breed | | | ARCI Drug Classification | Drug Type |
|-------------------------------|----|----|---------------------------------|--------------------------------|
| SB | TB | QH | | |
| 1 | 3 | | Bute (Overage) | nonsteroidal anti-inflammatory |
| 5 | 1 | | Flunixin (Overage) | nonsteroidal anti-inflammatory |
| 1 | | | Procaine (Class 3) | local anesthetic |
| | 1 | | Naproxen (Class 4) | analgesic |
| | 1 | | O-desmethylpyrilamine (Class 3) | antihistamine |
| | 1 | | Testosterone | anabolic steroid |
| | | 2 | Clenbuterol (Class 3) | bronchodilator |
| | | 1 | Boldenone (Class 4) | anabolic steroid |
| | | 1 | Nandrolone (Class 4) | anabolic steroid |

(SB = Standardbred; TB = Thoroughbred; QH = Quarter Horse)

Human Drug Testing



Breed Development

Overview

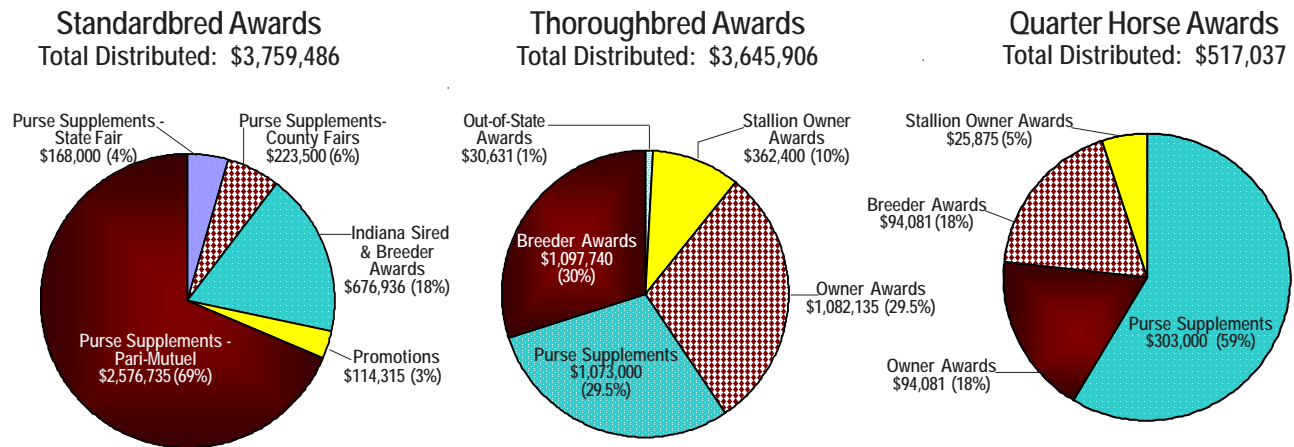
Pursuant to IC 4-31-11, breed development funds have been established to promote the breeding of horses while stimulating the agri-business sector of the state's economy.

Historically, breed development funds have consisted of breakage (the difference in the rounding off of pari-mutuel payoffs), outs (all uncashed tickets), and riverboat admissions tax allocation. This same funding mechanism has been in place until racinos opened at Indiana's two racetracks in June of 2008. At this time, riverboat

allocation was replaced by an allocation from slot machine wagering at racinos in accordance with 71 IAC 4-35-7-12.

By visiting the commission website (www.in.gov/hrc), information can be obtained regarding eligibility requirements for racing awards such as those described in the charts below. There are detailed instructions on how to register a foal/horse, what applications to use and what type of deadlines apply.

2008 Award Distributions



2008 Breed Development Fund Revenues

| Breed | Breakage | Outstanding Tickets * | Riverboat Revenue | Slot Revenue | Total |
|---------------|---------------------|-----------------------|-----------------------|------------------------|------------------------|
| Standardbred | 412,706.43 | 409,274.09 | 1,395,266.18 | 6,737,826.64 | 8,955,073.34 |
| Thoroughbred | 412,706.43 | 409,274.09 | 1,395,266.18 | 5,390,261.32 | 7,607,508.02 |
| Quarter Horse | 34,391.95 | 34,106.16 | 116,272.16 | 703,077.57 | 887,847.84 |
| Total | \$859,804.81 | \$852,654.34 | \$2,906,804.52 | \$12,831,165.53 | \$17,450,429.20 |

* Outstanding ticket revenue is based on tickets purchased in 2007 which expired in 2008.

2008 Breed Development Committee Members

Standardbred Breed Development Advisory Committee

Michael Christner, *Chair*
Gordon Tabor
Don Eash

Standardbred Advisory Board

Scott Snyder, *Chair* Byron Hooley
Dwayne Rhule Randy Dever
Tim Graber Pam Cross
Jessica Barnes, *ExOfficio Member*

Thoroughbred Breed Development Advisory Committee

James Carmichael, D.V.M. *Chair*
James Elliott
Jim Hartman

Quarter Horse Breed Development Advisory Committee

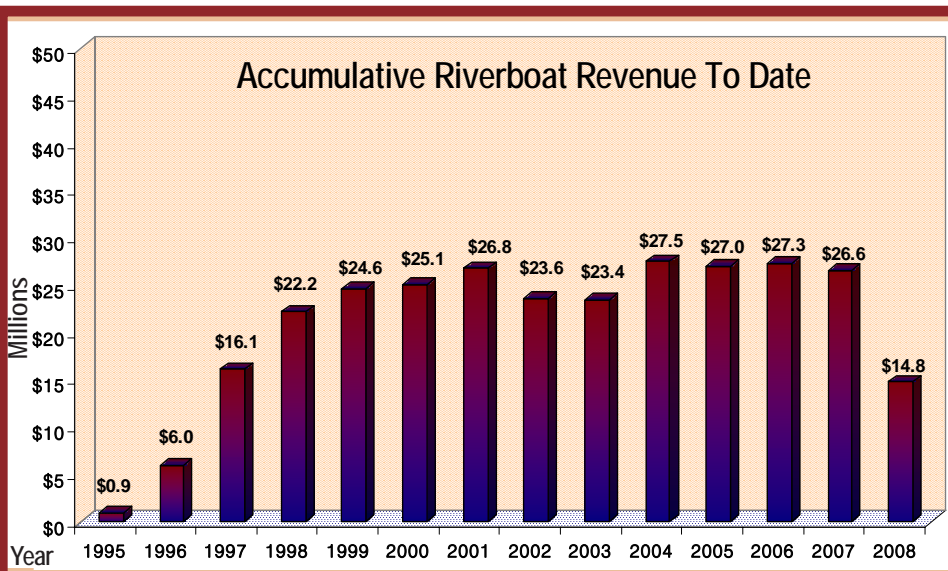
Shirley Tresner, *Chair*
Jim Noel
Carol Ecker, DVM

Riverboat and Racino Slot Revenue

The statute permitting riverboat gaming in Indiana earmarks sixty-five (65) cents of the three dollar admission tax to the pari-mutuel horse racing industry. These funds are distributed to various segments of the racing industry in accordance with Commission rule 71 IAC 12-2-15. In 2007 the Indiana Legislature approved slot machine wagering at the State's two pari-mutuel racetracks in accordance with 71 IAC 4-35-7-12. Detailed racino slot distribution and past riverboat revenue is noted in the charts below.

2008 Racino Slot Revenue Allocation

| | May | June | July | August | September | October | November | December | Total |
|--|--------------|-----------------|-----------------|-----------------|-----------------|-----------------|-----------------|-----------------|------------------|
| AGR | \$181,299.00 | \$26,008,059.85 | \$30,952,110.52 | \$31,780,103.35 | \$28,424,251.92 | \$29,991,712.00 | \$29,639,049.92 | \$27,877,554.00 | \$204,854,140.56 |
| 15% of AGR | \$27,194.85 | \$3,901,208.98 | \$4,642,816.58 | \$4,767,015.50 | \$4,263,637.79 | \$4,498,756.80 | \$4,445,857.49 | \$4,181,633.10 | \$30,728,121.08 |
| (MINUS INTEGRITY FEE) | 0.00 | 3,401,208.98 | \$4642,816.58 | \$4,767,015.50 | \$4,263,637.79 | \$4,498,756.80 | \$4,445,857.49 | \$4,181,633.10 | \$30,200,926.23 |
| EQUINE PROMOTION/ WELFARE (.5%) | \$0.00 | \$17,006.04 | \$23,214.08 | \$23,835.08 | \$21,318.19 | \$22,493.78 | \$22,229.29 | \$20,908.17 | \$151,004.63 |
| TO SB ASSN (46%) | \$0.00 | \$7,822.78 | \$10,678.48 | \$10,964.14 | \$9,806.37 | \$10,347.14 | \$10,225.47 | \$9,617.76 | \$69,462.13 |
| TO HBPA (46%) | \$0.00 | \$7,822.78 | \$10,678.48 | \$10,964.14 | \$9,806.37 | \$10,347.14 | \$10,225.47 | \$9,617.76 | \$69,462.13 |
| TO IQHRA (8%) | \$0.00 | \$1,360.48 | \$1,857.13 | \$1,906.81 | \$1,705.46 | \$1,799.50 | \$1,778.34 | \$1,672.65 | \$12,080.37 |
| BACKSIDE | | | | | | | | | |
| BENEVOLENCE (2.5%) | \$0.00 | \$85,030.22 | \$116,070.41 | \$119,175.39 | \$106,590.94 | \$112,468.92 | \$111,146.44 | \$104,540.83 | \$755,023.16 |
| TO SB ASSN (46%) | \$0.00 | \$39,113.90 | \$53,392.39 | \$54,820.68 | \$49,031.83 | \$51,735.70 | \$51,127.36 | \$48,088.78 | \$347,310.65 |
| TO HBPA (46%) | \$0.00 | \$39,113.90 | \$53,392.39 | \$54,820.68 | \$49,031.83 | \$51,735.70 | \$51,127.36 | \$48,088.78 | \$347,310.65 |
| TO IQHRA (8%) | \$0.00 | \$6,802.42 | \$9,285.63 | \$9,534.03 | \$8,527.28 | \$8,997.51 | \$8,891.71 | \$8,363.27 | \$60,401.85 |
| 97% TO RACING | \$0.00 | \$3,299,172.71 | \$4,503,532.08 | \$4,624,005.04 | \$4,135,728.65 | \$4,363,794.10 | \$4,312,481.76 | \$4,056,184.11 | \$29,294,898.45 |
| THOROUGHBRED (46%) | \$0.00 | \$1,517,619.45 | \$2,071,624.76 | \$2,127,042.32 | \$1,902,435.18 | \$2,007,345.28 | \$1,983,741.61 | \$1,865,844.69 | \$13,475,653.29 |
| OF 46%, 60% TO FOLLOWING: | \$0.00 | \$910,571.67 | \$1,242,974.85 | \$1,276,225.39 | \$1,141,461.11 | \$1,204,407.17 | \$1,190,244.97 | \$1,119,506.81 | \$8,085,391.97 |
| TO TB PURSES (97%) | \$0.00 | \$883,254.52 | \$1,205,685.61 | \$1,237,938.63 | \$1,107,217.28 | \$1,168,274.96 | \$1,154,537.62 | \$1,085,921.61 | \$7,842,830.21 |
| TO HBPA (2.4%) | \$0.00 | \$21,853.72 | \$29,831.40 | \$30,629.41 | \$27,395.07 | \$28,905.77 | \$28,565.88 | \$26,868.16 | \$194,049.41 |
| TO O & T ASSN (.6%) | \$0.00 | \$5,463.43 | \$7,457.85 | \$7,657.35 | \$6,848.77 | \$7,226.44 | \$7,141.47 | \$6,717.04 | \$48,512.35 |
| TB BREED DEVELOPMENT- 40% | \$0.00 | \$607,047.78 | \$828,649.90 | \$850,816.93 | \$760,974.07 | \$802,938.11 | \$793,496.64 | \$746,337.88 | \$5,390,261.31 |
| STANDARD BRED (46%) | \$0.00 | \$1,517,619.45 | \$2,071,624.76 | \$2,127,042.32 | \$1,902,435.18 | \$2,007,345.28 | \$1,983,741.61 | \$1,865,844.69 | \$13,475,653.29 |
| OF 46%, 50% TO FOLLOWING: | \$0.00 | \$758,809.72 | \$1,035,812.38 | \$1,063,521.16 | \$951,217.59 | \$1,003,672.64 | \$991,870.81 | \$932,922.34 | \$6,737,826.64 |
| TO SB PURSES (96.5%) | \$0.00 | \$732,251.38 | \$999,558.95 | \$1,026,297.92 | \$917,924.97 | \$968,544.10 | \$957,155.33 | \$900,270.06 | \$6,502,002.71 |
| TO SB ASSN (3.5%) | \$0.00 | \$26,558.34 | \$36,253.43 | \$37,223.24 | \$33,292.62 | \$35,128.54 | \$34,715.48 | \$32,652.28 | \$235,823.93 |
| SB BREED DEVELOPMENT- 50% | \$0.00 | \$758,809.72 | \$1,035,812.38 | \$1,063,521.16 | \$951,217.59 | \$1,003,672.64 | \$991,870.81 | \$932,922.34 | \$6,737,826.64 |
| QUARTER HORSE (8%) | \$0.00 | \$263,933.82 | \$360,282.57 | \$369,920.40 | \$330,858.29 | \$349,103.53 | \$344,998.54 | \$324,494.73 | \$2,343,591.88 |
| OF 8%, 70% TO FOLLOWING: | \$0.00 | \$184,753.67 | \$252,197.80 | \$258,944.28 | \$231,600.80 | \$244,372.47 | \$241,498.98 | \$227,146.31 | \$1,640,514.31 |
| TO QH PURSES (95%) | \$0.00 | \$175,515.99 | \$239,587.91 | \$245,997.07 | \$220,020.76 | \$232,153.85 | \$229,424.03 | \$215,788.99 | \$1,558,488.60 |
| TO QHRA ASSN (5%) | \$0.00 | \$9,237.68 | \$12,609.89 | \$12,947.21 | \$11,580.04 | \$12,218.62 | \$12,074.95 | \$11,357.32 | \$82,025.72 |
| QH BREED DEVELOPMENT- 30% | \$0.00 | \$79,180.14 | \$108,084.77 | \$110,976.12 | \$99,257.49 | \$104,731.06 | \$103,499.56 | \$97,348.42 | \$703,077.56 |



Total Riverboat Money Received (1995-2008): \$ 291,684,627

Riverboat Distribution Formula

Pursuant to 71 IAC 12-2-15, riverboat revenue was allotted 40% to purses, 40% to the tracks and 20% to breed development funds. Beginning April 2006, approximately 2% of the riverboat revenue was utilized to implement Integrity '06. Of the 40/40/20 split, thoroughbred and standardbred purses were given 49% each and Quarter Horse purses were given 2% (of the 40%). The racetracks received 50% each; standardbred and thoroughbred breed development received 48% each with Quarter Horse breed development receiving 4%.

Indiana Horse Racing Commission 2009 Race Dates by Breed



STANDARD BRED

| MARCH/APRIL | | | | | | |
|-------------|----|----|----|----|----|----|
| M | T | W | T | F | S | S |
| 23 | 24 | 25 | 26 | 27 | 28 | 29 |
| 30 | 31 | 1 | 2 | 3 | 4 | 5 |
| 6 | 7 | 8 | 9 | 10 | 11 | 12 |
| 13 | 14 | 15 | 16 | 17 | 18 | 19 |
| 20 | 21 | 22 | 23 | 24 | 25 | 26 |
| 27 | 28 | 29 | 30 | | | |

| MAY | | | | | | |
|-----|----|----|----|----|----|----|
| M | T | W | T | F | S | S |
| | | | | 1 | 2 | 3 |
| 4 | 5 | 6 | 7 | 8 | 9 | 10 |
| 11 | 12 | 13 | 14 | 15 | 16 | 17 |
| 18 | 19 | 20 | 21 | 22 | 23 | 24 |
| 25 | 26 | 27 | 28 | 29 | 30 | 31 |

| JUNE | | | | | | |
|------|----|----|----|----|----|----|
| M | T | W | T | F | S | S |
| 1 | 2 | 3 | 4 | 5 | 6 | 7 |
| 8 | 9 | 10 | 11 | 12 | 13 | 14 |
| 15 | 16 | 17 | 18 | 19 | 20 | 21 |
| 22 | 23 | 24 | 25 | 26 | 27 | 28 |
| 29 | 30 | | | | | |

| JULY | | | | | | |
|------|----|----|----|----|----|----|
| M | T | W | T | F | S | S |
| | | 1 | 2 | 3 | 4 | 5 |
| 6 | 7 | 8 | 9 | 10 | 11 | 12 |
| 13 | 14 | 15 | 16 | 17 | 18 | 19 |
| 20 | 21 | 22 | 23 | 24 | 25 | 26 |
| 27 | 28 | 29 | 30 | 31 | | |

| Hooser Park Race Dates | | | | | | |
|---------------------------------------|--|--|--|--|--|--|
| March 24 through July 11 (80 days) | | | | | | |
| Post Time: 4:45 p.m. TUES - FRI | | | | | | |
| 12:45 p.m. SAT | | | | | | |
| Indiana Downs Dates | | | | | | |
| July 24 through November 10 (80 days) | | | | | | |
| Post Time: 4:55 p.m. MON- WED | | | | | | |
| 6:55 p.m. FRI & SAT | | | | | | |

| AUGUST | | | | | | |
|--------|----|----|----|----|----|----|
| M | T | W | T | F | S | S |
| | | | | | 1 | 2 |
| 3 | 4 | 5 | 6 | 7 | 8 | 9 |
| 10 | 11 | 12 | 13 | 14 | 15 | 16 |
| 17 | 18 | 19 | 20 | 21 | 22 | 23 |
| 24 | 25 | 26 | 27 | 28 | 29 | 30 |
| 31 | | | | | | |

| SEPTEMBER | | | | | | |
|-----------|----|----|----|----|----|----|
| M | T | W | T | F | S | S |
| | 1 | 2 | 3 | 4 | 5 | 6 |
| 7 | 8 | 9 | 10 | 11 | 12 | 13 |
| 14 | 15 | 16 | 17 | 18 | 19 | 20 |
| 21 | 22 | 23 | 24 | 25 | 26 | 27 |
| 28 | 29 | 30 | | | | |

| OCTOBER | | | | | | |
|---------|----|----|----|----|----|----|
| M | T | W | T | F | S | S |
| | | | 1 | 2 | 3 | 4 |
| 5 | 6 | 7 | 8 | 9 | 10 | 11 |
| 12 | 13 | 14 | 15 | 16 | 17 | 18 |
| 19 | 20 | 21 | 22 | 23 | 24 | 25 |
| 26 | 27 | 28 | 29 | 30 | 31 | |

| NOVEMBER | | | | | | |
|----------|----|----|----|----|----|----|
| M | T | W | T | F | S | S |
| | | | | | | 1 |
| 2 | 3 | 4 | 5 | 6 | 7 | 8 |
| 9 | 10 | 11 | 12 | 13 | 14 | 15 |
| 16 | 17 | 18 | 19 | 20 | 21 | 22 |
| 23 | 24 | 25 | 26 | 27 | 28 | 29 |
| 30 | | | | | | |



THOROUGHBRED/QUARTER HORSE



| APRIL | | | | | | |
|-------|----|----|----|----|----|----|
| M | T | W | T | F | S | S |
| | | 1 | 2 | 3 | 4 | 5 |
| 6 | 7 | 8 | 9 | 10 | 11 | 12 |
| 13 | 14 | 15 | 16 | 17 | 18 | 19 |
| 20 | 21 | 22 | 23 | 24 | 25 | 26 |
| 27 | 28 | 29 | 30 | | | |

| MAY | | | | | | |
|-----|----|----|----|----|----|----|
| M | T | W | T | F | S | S |
| | | | | 1 | 2 | 3 |
| 4 | 5 | 6 | 7 | 8 | 9 | 10 |
| 11 | 12 | 13 | 14 | 15 | 16 | 17 |
| 18 | 19 | 20 | 21 | 22 | 23 | 24 |
| 25 | 26 | 27 | 28 | 29 | 30 | 31 |

| JUNE | | | | | | |
|------|----|----|----|----|----|----|
| M | T | W | T | F | S | S |
| 1 | 2 | 3 | 4 | 5 | 6 | 7 |
| 8 | 9 | 10 | 11 | 12 | 13 | 14 |
| 15 | 16 | 17 | 18 | 19 | 20 | 21 |
| 22 | 23 | 24 | 25 | 26 | 27 | 28 |
| 29 | 30 | | | | | |

| JULY | | | | | | |
|------|----|----|----|----|----|----|
| M | T | W | T | F | S | S |
| | | 1 | 2 | 3 | 4 | 5 |
| 6 | 7 | 8 | 9 | 10 | 11 | 12 |
| 13 | 14 | 15 | 16 | 17 | 18 | 19 |
| 20 | 21 | 22 | 23 | 24 | 25 | 26 |
| 27 | 28 | 29 | 30 | 31 | | |

| Indiana Downs Dates | | | | | | |
|------------------------------------|--|--|--|--|--|--|
| April 20 through July 15 (62 days) | | | | | | |
| Post Time: 4:55 p.m. MON- WED | | | | | | |
| 6:55 p.m. FRI & SAT | | | | | | |

| Hooser Park Race Dates | | | | | | |
|--------------------------------------|--|--|--|--|--|--|
| July 30 through October 24 (63 days) | | | | | | |
| Post Time: 4:45 p.m. WED & THURS | | | | | | |
| 12:45 p.m. FRI - SUN | | | | | | |

Tan dates denote Quarter Horse Races

| AUGUST | | | | | | |
|--------|----|----|----|----|----|----|
| M | T | W | T | F | S | S |
| | | | | | 1 | 2 |
| 3 | 4 | 5 | 6 | 7 | 8 | 9 |
| 10 | 11 | 12 | 13 | 14 | 15 | 16 |
| 17 | 18 | 19 | 20 | 21 | 22 | 23 |
| 24 | 25 | 26 | 27 | 28 | 29 | 30 |
| 31 | | | | | | |

| SEPTEMBER | | | | | | |
|-----------|----|----|----|----|----|----|
| M | T | W | T | F | S | S |
| | 1 | 2 | 3 | 4 | 5 | 6 |
| *7 | 8 | 9 | 10 | 11 | 12 | 13 |
| 14 | 15 | 16 | 17 | 18 | 19 | 20 |
| 21 | 22 | 23 | 24 | 25 | 26 | 27 |
| 28 | 29 | 30 | | | | |

| OCTOBER | | | | | | |
|---------|----|----|----|----|----|----|
| M | T | W | T | F | S | S |
| | | | 1 | 2 | 3 | 4 |
| 5 | 6 | 7 | 8 | 9 | 10 | 11 |
| 12 | 13 | 14 | 15 | 16 | 17 | 18 |
| 19 | 20 | 21 | 22 | 23 | 24 | 25 |
| 26 | 27 | 28 | 29 | 30 | 31 | |

* Special Race Day September 7th - Labor Day; Post Time: 12:45 p.m.

Indianapolis Office

Indiana Horse Racing Commission
ISTA Center, Suite 530
150 W. Market St.
Indianapolis, IN 46204
Phone: (317) 233-3119
Fax: (317) 233-4470

www.in.gov/hrc

Field Offices

Indiana Horse Racing Commission
c/o Hoosier Park
4500 Dan Patch Circle
Anderson, IN 46013
Phone: (765) 609-4852
Fax: (765) 683-2568

Indiana Horse Racing Commission
c/o Indiana Downs
4425 N 200 W
Shelbyville, IN 46176
(317)-713-3350
(317)-713-3355