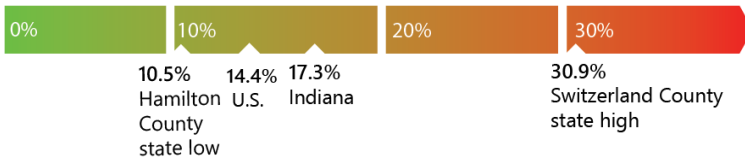


The state of tobacco control Whitley County

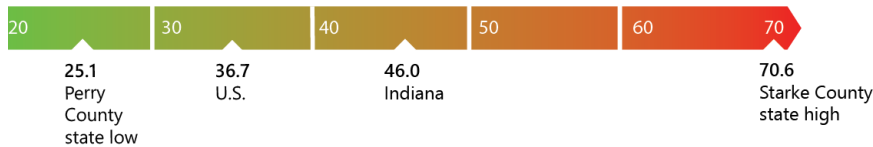
There is no tobacco control grant in «County» for 2021-2023.

Tobacco and Health in Whitley County

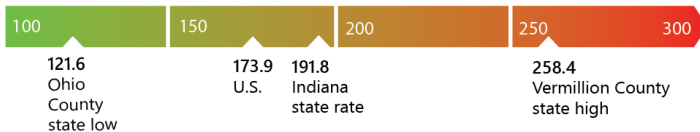
 **Percent of adults who smoke** **20.5%**



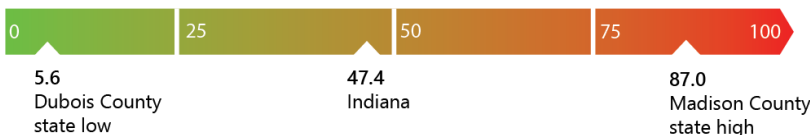
 **Lung cancer deaths**
per 100,000 residents **50.8**



 **Heart disease deaths**
per 100,000 residents **177.9**



 **Asthma related emergency room visits**
per 100,000 residents **35.1**



Total Population

34,191

White: 32,126
Black: 162
Hispanic: 841
Asian: 173
Other*: 292



Smoking and Pregnancy

Births affected by smoking
low birth weight, SIDS, reduced lung function **48**

Percent of pregnant women who smoke:

Indiana: **10.9%**

Whitley County: **12.8%**



Smoking deaths

Deaths attributable to smoking

56

Deaths due to secondhand smoke

Economic burden of secondhand smoke: \$11.1 Million



Smoking related illness

1,678



\$6.1 billion
Economic cost in Indiana due to smoking

\$903 per Indiana household

State and federal tax burden from smoking-caused government expenditures

*Asian, Native Hawaiian or Other Pacific Islander, American Indians, and those identifying as multiple races. These racial groups are combined due to being underrepresented in Indiana.