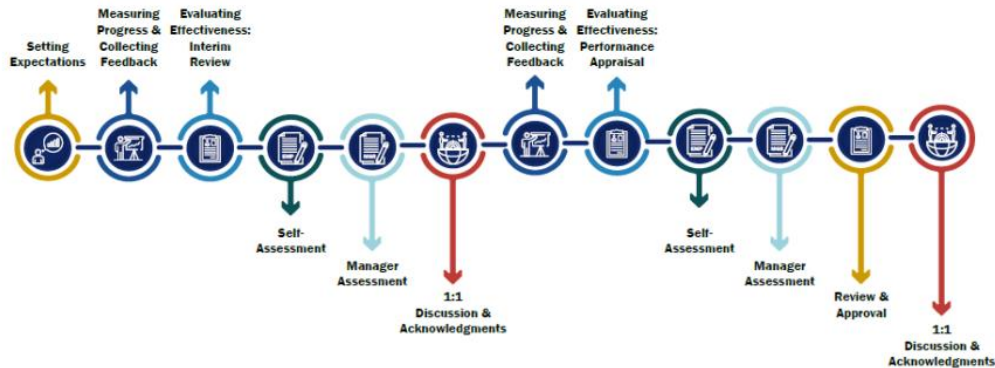


How to: View Goals/Competencies



Review Goals for Entire Division

- Click [here](#) to open your SuccessFactors Home page.
- Click "View Tile Reports" (see Fig. 1)
- Click "My Team's Goal Status"
- Click the Filter Button at the Top Right (see Fig. 2)
- Under Report Type, select "Other Filters"
- Under Goal Plan, choose "By My Selection" and check "Performance Goal Plan" for current year.
- Click "Done"
- Click "Apply Filters"
- Click "Select All"
- Click the Download Button (see Fig. 3) & Download to your Preferred Method

Review Competencies

Option 1: Click [here](#) to open your SuccessFactors Home page.

- Click "Manage My Team" Tile (see Fig. 4)
- Click "Links" (see Fig. 5)
- Click "Profile"
- Click "Show More" in the top Personal Information Section (See Fig. 6)
- Click the "Job Code" blue hyperlink (see Fig. 7)
- Scroll down the Job Profile to the Competencies Section (definitions appear if you click the down triangle)

Option 2: Click [here](#) to open your SuccessFactors Home page.

- Type "Manage Job Profiles" in the search bar at the top right
- Select the Job "Family" (see Fig. 8). Cheat Sheet [here](#) based on classification
- Click "Go"
- Select appropriate Job Profile
- Scroll down the job profile to the competencies section
 - Definitions appear if you click the down triangle (see Fig. 9)

Additional Resources: [JAM](#)  [IMC](#)  [INSPD](#)

Figures:

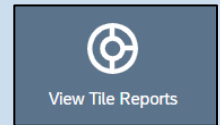


Fig. 1



Fig. 2

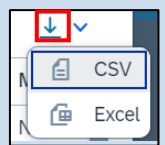


Fig. 3

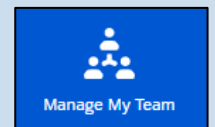


Fig. 4



Fig. 5

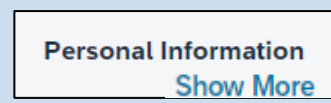


Fig. 6

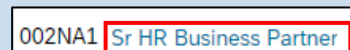


Fig. 7

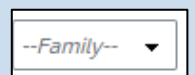


Fig. 8

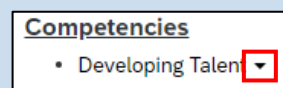


Fig. 9