

For more information on infant mortality in your area, please see the Indiana State Department of Health Mortality Report, Tables 2 and 8 (<http://www.in.gov/isdh/reports/mortality/2017/toc.htm>)

2013 – 2017

HOSPITAL REGION	IMR	WHITE IMR	BLACK IMR	RATIO
CENTRAL Brown, Hamilton, Hancock, Hendricks, Johnson, Lawrence, Marion, Monroe, Morgan, Shelby	7.0	5.3	12.6	2.4
CENTRAL SOUTHWESTERN Clay, Greene, Owen, Parke, Putnam, Sullivan, Vermillion, Vigo	7.4	7.3	*	*
EASTERN Blackford, Delaware, Grant, Henry, Howard, Jay, Madison, Randolph, Tipton	8.3	7.6	15.7	2.1
MIDWESTERN Cass, Fulton, Jasper, Miami, Newton, Pulaski, Starke, White	8.1	7.7	*	*
NORTHEASTERN Adams, Allen, DeKalb, Huntington, Kosciusko, LaGrange, Noble, Steuben, Wabash, Wells, Whitley	7.2	6.5	17.8	2.7
NORTHERN Elkhart, LaPorte, Marshall, St. Joseph	7.9	5.7	16.8	2.9
NORTHWESTERN Lake, Porter	7.8	4.9	16.7	3.4
SOUTHEASTERN Dearborn, Decatur, Fayette, Franklin, Ohio, Ripley, Rush, Union, Wayne	7.0	6.4	*	*
SOUTHERN Bartholomew, Clark, Crawford, Floyd, Harrison, Jackson, Jefferson, Jennings, Orange, Scott, Switzerland, Washington	6.7	6.6	*	*
SOUTHWESTERN Daviess, Dubois, Gibson, Knox, Martin, Perry, Pike, Posey, Spencer, Vanderburgh, Warrick	7.0	6.4	12.2	1.9
WESTERN Benton, Boone, Carroll, Clinton, Fountain, Montgomery, Tippecanoe, Warren	6.2	5.7	15.4	2.7
INDIANA	7.3	6.1	14.6	2.4

*Rates have been suppressed due to unstable rates (numerator less than 20).

WHAT IS INFANT MORTALITY?

Infant mortality is defined as the death of a baby before his or her first birthday.

The infant mortality rate (IMR) is the number of babies who die in the first year of life, per 1,000 live births.

If Indiana (7.3) had the same IMR as the U.S (5.8), 125 more babies would have survived 2017.

UNACCEPTABLE DISPARITIES

There is a substantial difference in how infant mortality impacts different races. In 2017, Black babies in Indiana were 2.6 times more likely to die in the first year of life than White babies.

- Indiana's White IMR in 2017 was 5.9 per 1,000 live births, compared to the Black IMR of 15.3 deaths per 1,000 live births.

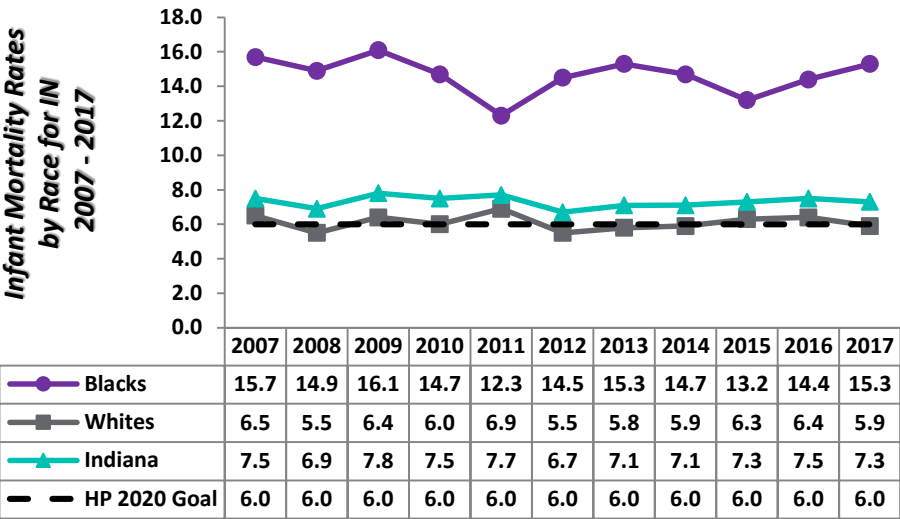
- If Black infants had the same IMR as White infants, 101 additional Black infants would have survived in 2017.

- This disparity has been consistent for years in Indiana.

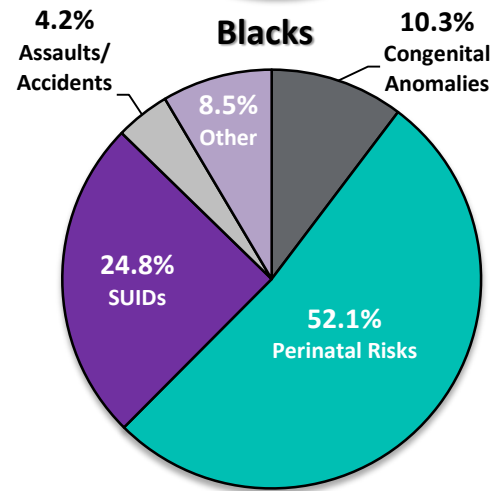
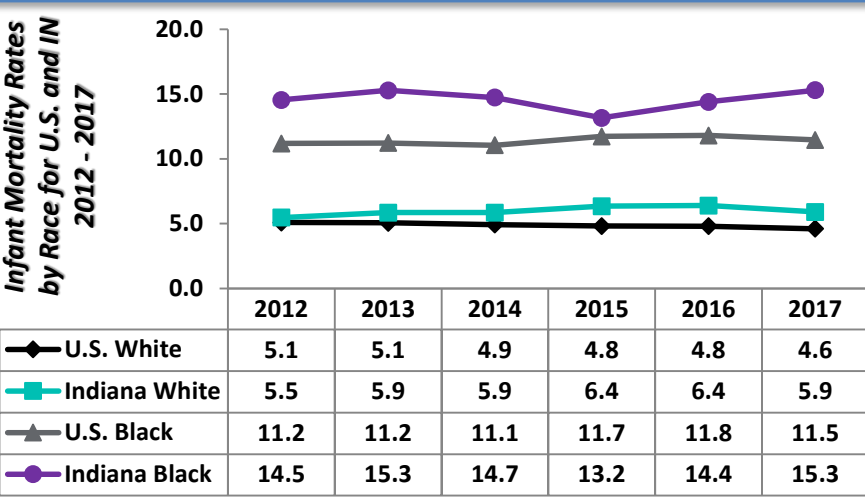
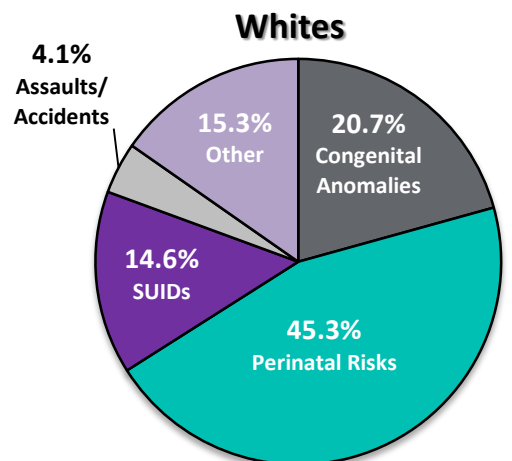
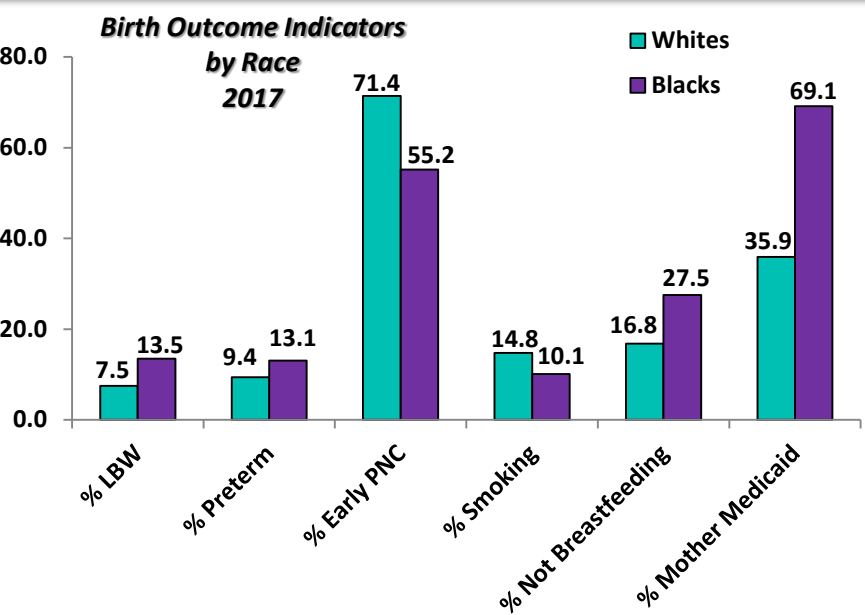
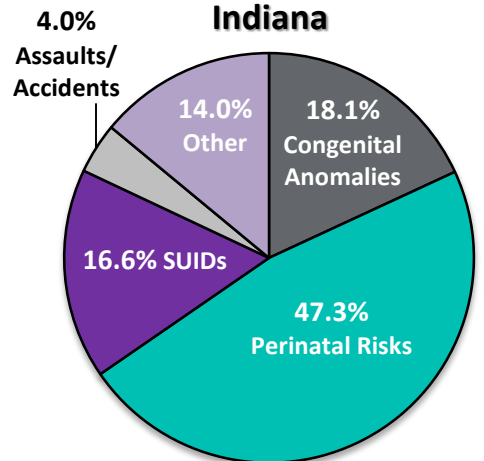
- There is a clear disparity at the national level. The U.S. White IMR in 2017 was 4.61; the same rate for Blacks was 11.46. Black babies in the U.S. are 2.5 times more likely to die before their first birthday than White babies.

The difference in infant mortality rates across races is seen around the nation. Eliminating the disparity is a goal at the national, state and local level.

For more information on birth outcomes in your area, please see the Indiana State Department of Health Natality Report, Table 32 (<http://www.in.gov/isdh/reports/natality/2017/toc.htm>)



Causes of Infant Mortality by Race Indiana, 2017



SUIDs = Sudden Unexpected Infant Deaths
PNC = Prenatal Care