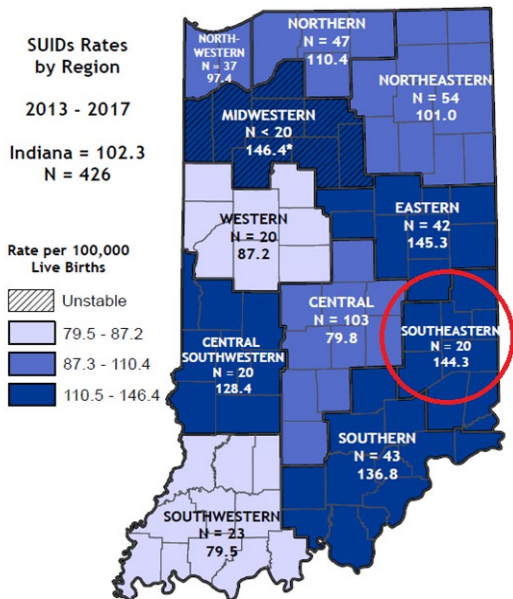


# INDIANA SUDDEN UNEXPECTED INFANT DEATH

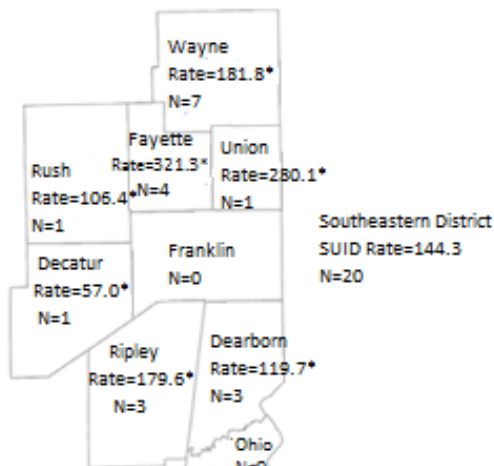
## Southeastern Hospital Region 2013-2017

For more information on infant mortality in your area, please see the Indiana State Department of Health Mortality Report, Tables 2 and 8 (<http://www.in.gov/isdh/reports/mortality/2017/index.html>)

SUID Rates and Counts 2013-2017 by County and Hospital Region



\*Numerator less than 20, the rate is unstable. We do not recommend comparing unstable rates.  
Source: Indiana State Department of Health, Division of Maternal and Child Health. Created November 27, 2018



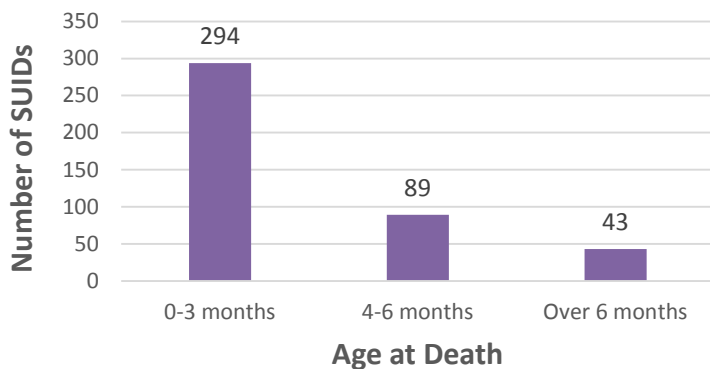
\*Numerator less than 20, the rate is unstable. We do not recommend comparing unstable rates.

### SUDDEN UNEXPECTED INFANT DEATH (SUID) FACTS

- SUID is defined as the death of an infant less than 1 year of age that occurs suddenly and unexpectedly, and whose cause of death is not immediately obvious before investigation.
- The three commonly reported types of SUID include the following: Sudden Infant Death Syndrome (SIDS), unknown cause and Accidental Suffocation and Strangulation in Bed (ASSB).
- Of the 426 SUID from 2013-2017, 20 occurred in the Southeastern Hospital Region

*Out of every 10 SUIDs, 9 were between 0-6 months at death.*

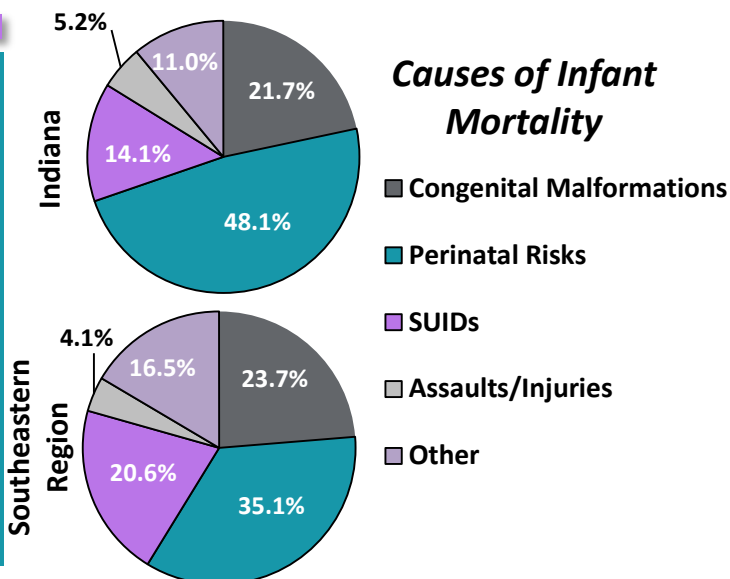
#### Indiana SUIDs Number by Age at Death: 2013-2017



### PRACTICES TO REDUCE INFANT MORTALITY

- Use a firm sleep surface, such as a mattress in a safety-approved crib, covered by a fitted sheet.
- Always place your baby on his or her back to sleep, for naps and at night.
- Do not use pillows, blankets, sheepskins, or crib bumpers anywhere in your baby's sleep area
- Do not smoke or let anyone smoke around your baby
- Baby should not sleep in an adult bed, on a couch, or on a chair alone, with you, or with anyone else
- Breastfeed your baby to reduce the risk of SIDS

### Causes of Infant Mortality



# INDIANA SUDDEN UNEXPECTED INFANT DEATH

## Southeastern Hospital Region 2013-2017

For more information on infant mortality in your area, please see the Indiana State Department of Health Mortality Report, Tables 2 and 8 (<http://www.in.gov/isdh/reports/mortality/2017/index.html>)

	Number of SUID	Number of Infant Deaths	SUID Rates per 100,000 Birth Outcomes	% of Deaths due to SUIDS
	2013-2017	2013-2017	2013-2017	2013-2017
DEARBORN	3	14	119.7*	21.4
DECATUR	1	7	57.0*	14.3
FAYETTE	4	15	321.3*	26.7
FRANKLIN	0	2	0.0*	0.0
OHIO	0	3	0.0*	0.0
RIPLEY	3	17	179.6*	17.6
RUSH	1	6	106.4*	16.7
UNION	1	3	280.1*	33.3
WAYNE	7	30	181.8*	23.3
<b>SOUTHEASTERN REGION</b>	<b>20</b>	<b>97</b>	<b>144.3</b>	<b>20.6</b>
<b>INDIANA</b>	<b>426</b>	<b>3029</b>	<b>102.3</b>	<b>14.1</b>

\*Unstable rate due to fewer than 20 SUIDS (numerator). We do not recommend comparing unstable rates.

### WHAT A SAFE SLEEP ENVIRONMENT LOOKS LIKE



Indiana State Department of Health