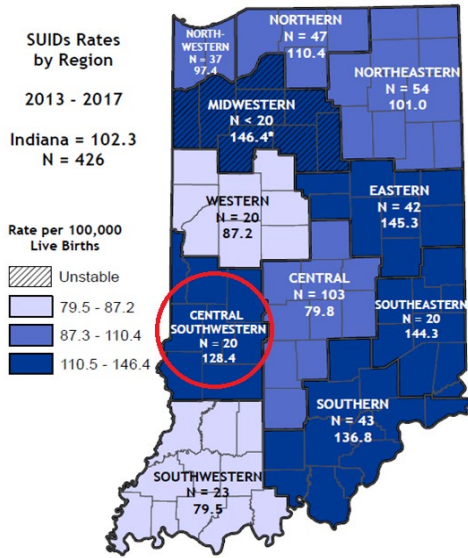


INDIANA SUDDEN UNEXPECTED INFANT DEATH

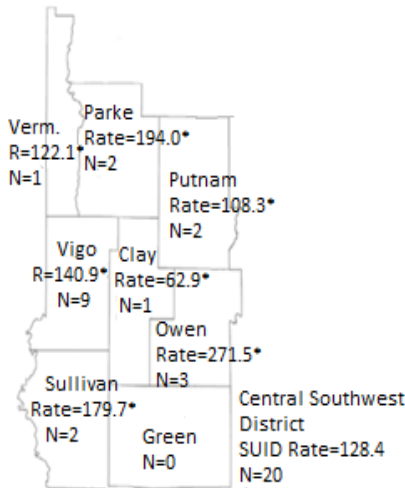
Central Southwest Hospital Region 2013-2017

For more information on infant mortality in your area, please see the Indiana State Department of Health Mortality Report, Tables 2 and 8 (<http://www.in.gov/isdh/reports/mortality/2017/index.html>)

SUID Rates and Counts 2013-2017 by County and Hospital Region



*Numerator less than 20, the rate is unstable. We do not recommend comparing unstable rates.
Source: Indiana State Department of Health, Division of Maternal and Child Health, Created November 27, 2018



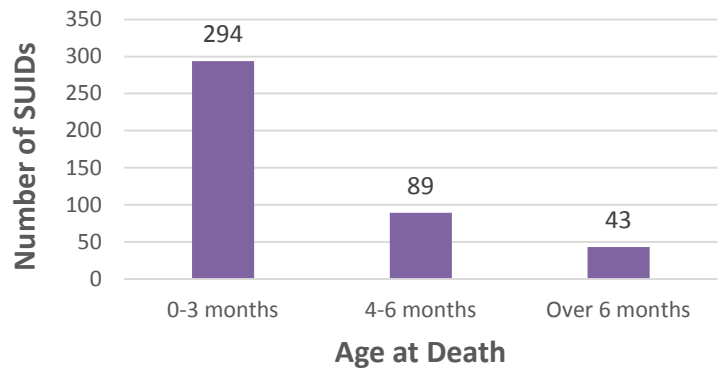
*Numerator less than 20, the rate is unstable. We do not recommend comparing unstable rates.

SUDDEN UNEXPECTED INFANT DEATH (SUID) FACTS

- SUID is defined as the death of an infant less than 1 year of age that occurs suddenly and unexpectedly, and whose cause of death is not immediately obvious before investigation.
- The three commonly reported types of SUID include the following: Sudden Infant Death Syndrome (SIDS), unknown cause and Accidental Suffocation and Strangulation in Bed (ASSB).
- Of the 426 SUID from 2013-2017, 20 occurred in the Central Southwest Hospital Region

Out of every 10 SUIDs, 9 were between 0-6 months at death.

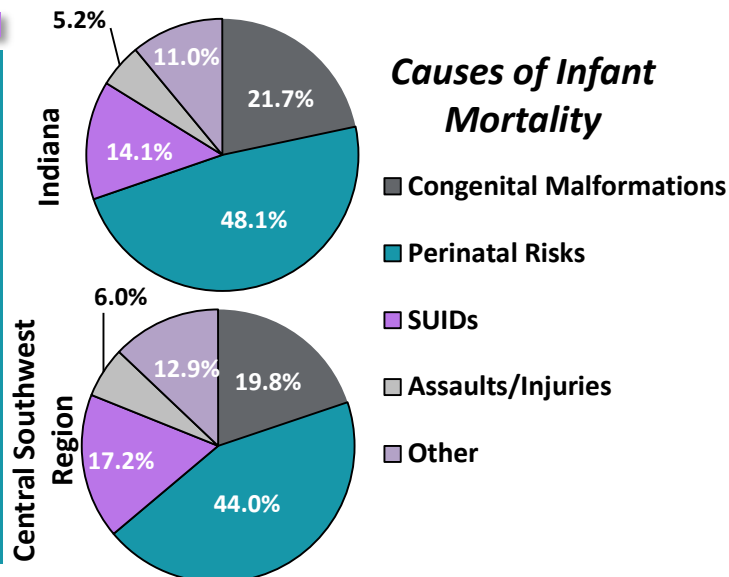
Indiana SUIDs Number by Age at Death: 2013-2017



PRACTICES TO REDUCE INFANT MORTALITY

- Use a firm sleep surface, such as a mattress in a safety-approved crib, covered by a fitted sheet.
- Always place your baby on his or her back to sleep, for naps and at night.
- Do not use pillows, blankets, sheepskins, or crib bumpers anywhere in your baby's sleep area
- Do not smoke or let anyone smoke around your baby
- Baby should not sleep in an adult bed, on a couch, or on a chair alone, with you, or with anyone else
- Breastfeed your baby to reduce the risk of SIDS

Causes of Infant Mortality





INDIANA SUDDEN UNEXPECTED INFANT DEATH

Central Southwest Hospital Region 2013-2017

For more information on infant mortality in your area, please see the Indiana State Department of Health Mortality Report, Tables 2 and 8 (<http://www.in.gov/isdh/reports/mortality/2017/index.html>)

	Number of SUID	Number of Infant Deaths	SUID Rates per 100,000 Birth Outcomes	% of Deaths due to SUIDS
	2013-2017	2013-2017	2013-2017	2013-2017
CLAY	1	10	62.9*	10.1
GREENE	0	11	0.0*	0.0
OWEN	3	7	271.5*	42.9
PARKE	2	9	194.0*	22.2
PUTNAM	2	13	108.3*	15.4
SULLIVAN	2	8	179.7*	25.0
VERMILION	1	5	122.1*	20.0
VIGO	9	53	140.9*	17.0
CENTRAL SOUTHWEST REGION	20	116	128.4	17.2
INDIANA	426	3029	102.3	14.1

*Unstable rate due to fewer than 20 SUIDS (numerator). We do not recommend comparing unstable rates.

WHAT A SAFE SLEEP ENVIRONMENT LOOKS LIKE



Indiana State
Department of Health