



Indiana State Department of Health

Weekly Influenza Report

Week 48

Report Date: Friday, December 08, 2017

The purpose of this report is to describe the spread and prevalence of influenza-like illness (ILI) in Indiana. It is meant to provide local health departments, hospital administrators, health professionals and residents with a general understanding of the burden of ILI. Data from several surveillance programs are analyzed to produce this report. Data are provisional and may change as additional information is received, reviewed and verified. For questions regarding the data presented in this report, please call the ISDH Surveillance and Investigation Division at 317-233-7125.

WEEKLY OVERVIEW

Influenza-like Illness - Week Ending December 2, 2017	
ILI Geographic Distribution	Local
ILI Activity Code	Minimal
Percent of ILI reported by sentinel outpatient providers	2.04%
Percent of ILI reported by emergency department chief complaints	1.45%
Percent positivity of influenza specimens tested at ISDH	54%
Number of influenza-associated deaths this season	1
Number of long-term care facility outbreaks this season	2
Number of school-wide outbreaks this season	0



Indiana State Department of Health

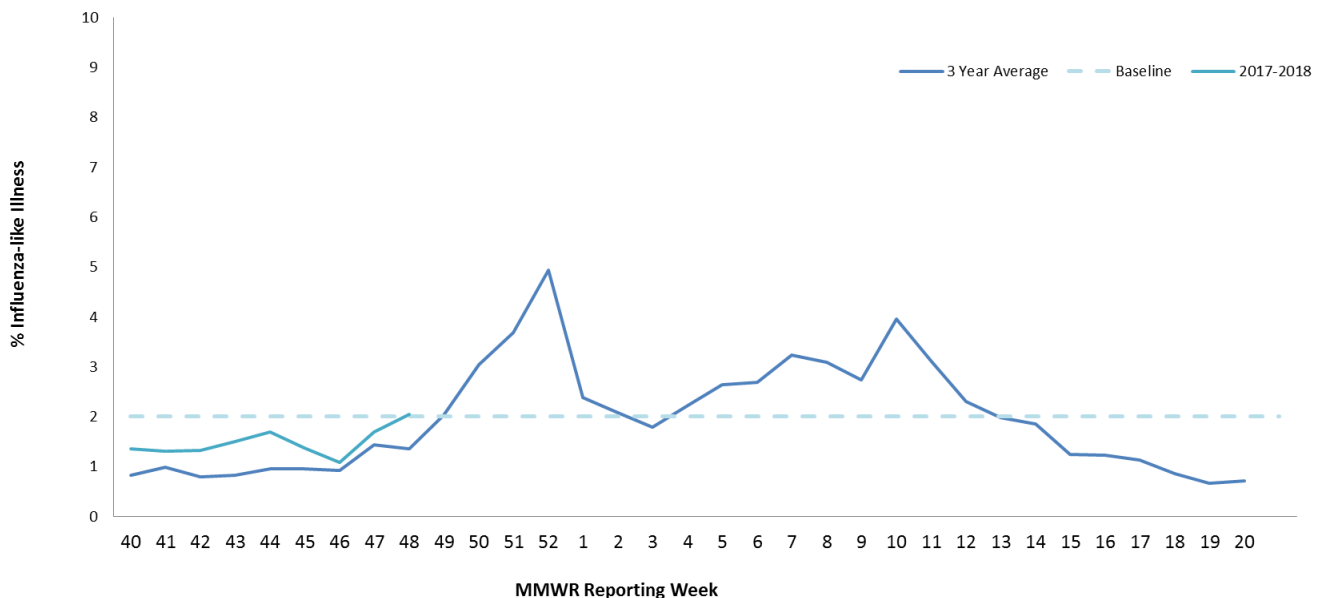
SENTINEL SURVEILLANCE SYSTEM

Data are obtained from sentinel outpatient providers participating in the U.S. Outpatient Influenza-like Illness Surveillance Network (ILINet). Data are reported on a weekly basis for the previous Morbidity and Mortality Weekly Report (MMWR) Week by the sentinel sites and are subject to change as sites back-report or update previously submitted weekly data.

Percent of ILI Reported by Type of Sentinel Outpatient Facility, Indiana, 2017-2018 Season			
MMWR Week	All Reporters %ILI (n)	Universities %ILI (n)	Non-Universities %ILI (n)
48	2.04% (20)	1.08% (9)	2.65% (11)
47	1.69% (20)	1.16% (9)	1.85% (11)
46	1.08% (22)	0.58% (9)	1.52% (11)

Percent of ILI Reported by Age Category in Sentinel Outpatient Facilities, Indiana, 2017-2018 Season		
Age Category, years	Total Number of ILI	Percent of ILI
0-4	29	29.6%
5-24	41	41.8%
25-49	14	14.3%
50-64	10	10.2%
65+	4	4.1%
Total	98	100%

Percent of Patients with Influenza-like Illness (ILI) in Provider Clinics, Indiana, 2017-2018





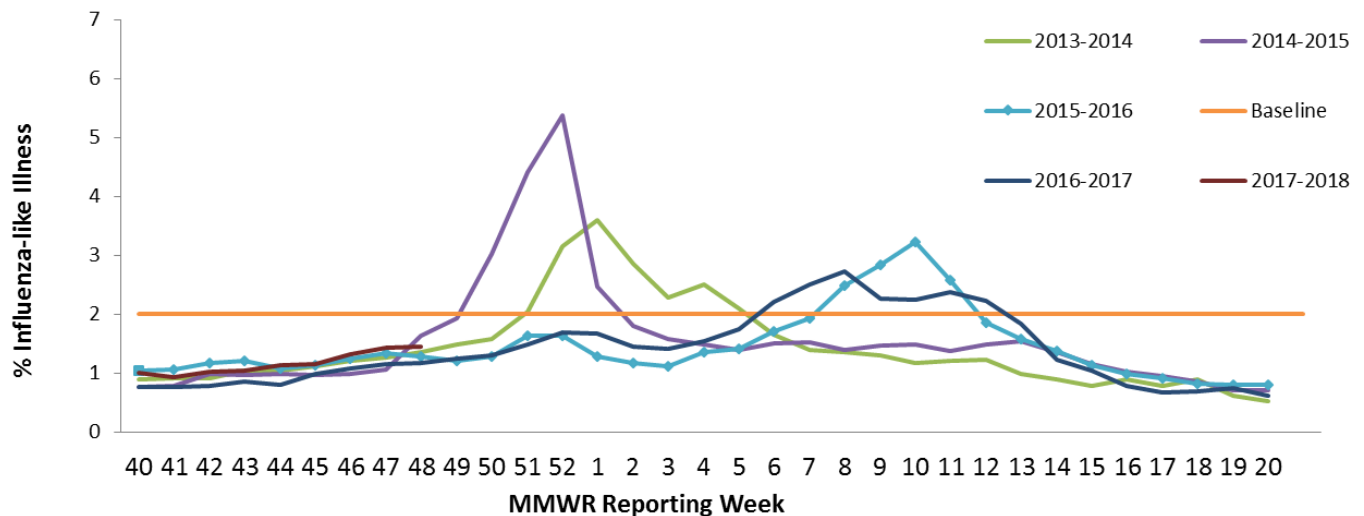
Indiana State Department of Health

SYNDROMIC SURVEILLANCE SYSTEM

Data are obtained from hospital emergency department chief complaint data through the Indiana Public Health Emergency Surveillance System (PHESS). Data are reported on a weekly basis for the previous Morbidity and Mortality Weekly Report (MMWR) Week and are subject to change as hospitals back-report or update previously submitted weekly data.

Percent of ILI Reported in Emergency Departments by District, Indiana, 2017-2018 Season		
	Previous MMWR Week	Current MMWR Week
Indiana	1.44	1.45
District 1	1.05	1.48
District 2	1.61	1.96
District 3	1.34	1.33
District 4	2.42	2.17
District 5	1.46	1.42
District 6	1.5	1.54
District 7	1.09	1.17
District 8	1.2	0.9
District 9	2.09	1.38
District 10	1.0	1.11

Percent of Patients with Influenza-Like Illness (ILI) Chief Complaint in Emergency Departments, Indiana, 2017-2018





Indiana State Department of Health

INFLUENZA-ASSOCIATED MORTALITY

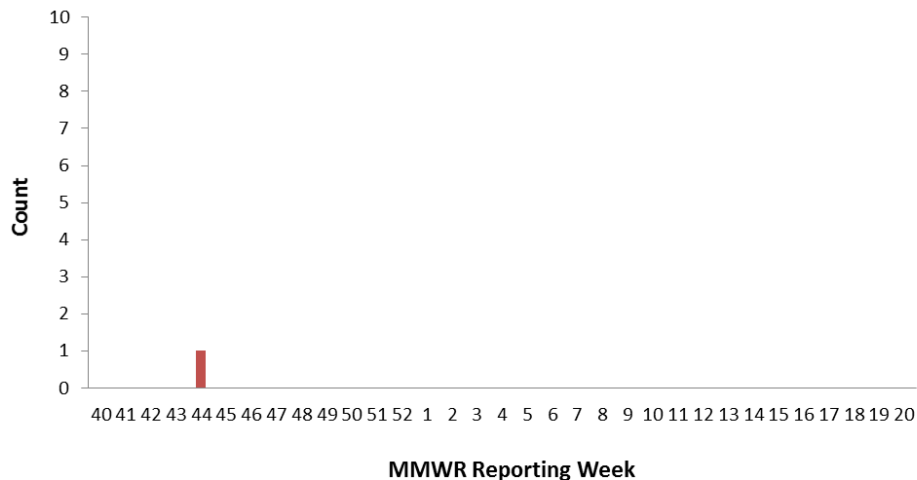
Data are obtained from the Indiana National Electronic Disease Surveillance System (I-NEDSS). Influenza-associated deaths are reportable within 72 hours of knowledge; however, not all cases are reported in a timely manner so data in this report are subject to change as additional cases are back-reported.

Number of Influenza-Associated Deaths for All Ages*, Indiana, 2017-2018 Season	
Age Category, years	Season Total
0-4	0
5-24	1
25-49	0
50-64	0
65+	0
Total	1

**Due to changes in the reporting rule as of 12/2015, influenza-associated deaths are reportable if either laboratory confirmed or listed as cause of death on death certificate. Therefore, case counts are not directly comparable to previous seasons in which influenza-associated deaths were only reportable by laboratory confirmation.*

Counties with ≥5 Laboratory Confirmed Influenza-Associated Deaths for All Ages, 2017-2018 Season			
County	Season Total	County	Season Total
-	-	-	-

**Number of Reported Influenza-Associated Deaths by Week of Death, All Ages,
Indiana, 2017-2018**





Indiana State Department of Health

VIROLOGIC SURVEILLANCE

Circulating Influenza Viruses Detected by ISDH Laboratory*, Indiana, 2017-2018 Season				
PCR Result	Week 48		Season Total	
	Number	Percent of Specimens Received	Number	Percent of Specimens Received
2009 A/H1N1pdm virus	0	0%	1	1%
Influenza A/H3 seasonal virus	9	35%	22	22%
Influenza A/H1 seasonal virus	0	0%	0	0%
Influenza B seasonal virus	5	19%	6	6%
Influenza negative	9	35%	68	67%
Inconclusive	0	0%	0	0%
Unsatisfactory specimen†	3	12%	4	4%
Influenza Co-infection ^Δ	0	0%	0	0%
Total	26	100%	101	100%

*Data obtained from the ISDH Laboratory via specimens submitted from the ISDH Sentinel Influenza Surveillance System and IN Sentinel Laboratories.

†Unsatisfactory specimens include specimens that leaked in transit, were too long in transit, or were inappropriately labeled.

Δ All previous-year co-infections have been influenza A/H3 and influenza B.

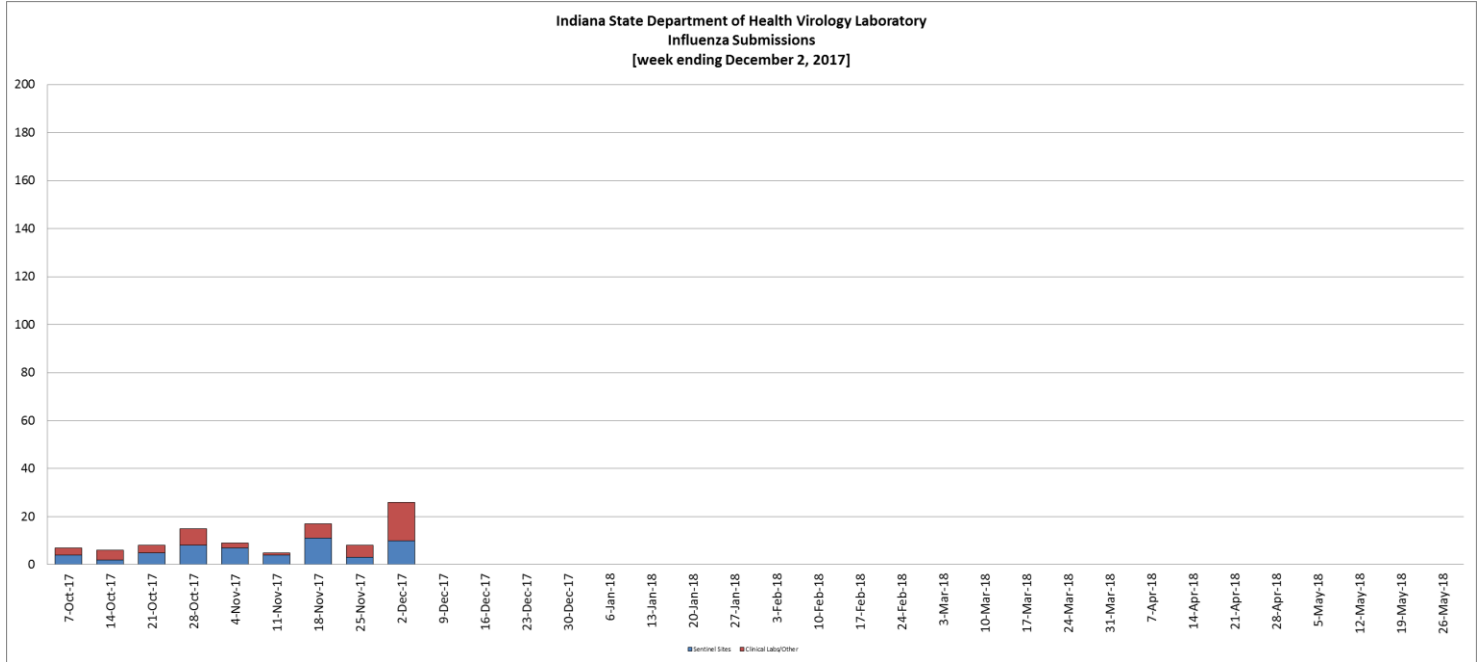
Circulating Non-Influenza Viruses Detected by the ISDH Laboratory, Indiana, 2017-2018 Season			
Result	Week 48	Season Total (Since 10/1/17)	Early Surveillance (9/1/17 - 9/30/17)
Adenovirus	0	1	0
Coronavirus 229E	0	0	0
Coronavirus HKU1	0	0	0
Coronavirus NL63	0	0	0
Coronavirus OC43	0	0	0
Enterovirus NOS	0	0	0
Enterovirus/Rhinovirus ¹	0	0	0
Human Metapneumovirus	0	0	0
Parainfluenza 1 Virus	0	3	0
Parainfluenza 2 Virus	0	0	0
Parainfluenza 3 Virus	0	0	0
Parainfluenza 4 Virus	0	0	0
Rhinovirus	0	0	0
Respiratory Syncytial Virus	1	1	0
Total	1	5	0

¹Some specimens were tested outside of ISDH Laboratory



Indiana State Department of Health

VIROLOGIC SURVEILLANCE (GRAPH)





Indiana State Department of Health

FLU REVIEW

Flu Resources

- Information regarding the weekly U.S Influenza surveillance report is available [here](#).
- Frequently asked questions for the [2017-2018 Influenza Season](#).
- Weekly US: Influenza Summary Update available [here](#).
- Influenza information for Schools and Childcare Providers available at the [CDC](#).

Flu News and Related Studies

- The latest information about the 2017-2018 influenza is available at the [American Academy of Pediatrics](#).
- The 2017 National Influenza Vaccination Week (NIVW) is being observed December 3-9. Learn more about it [here](#).

For Further Information

<http://www.in.gov/isdh/25462.htm>

<http://www.cdc.gov/flu/>