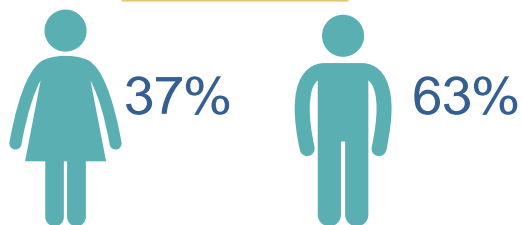


2015 FATAL DRUG OVERDOSE DEMOGRAPHICS

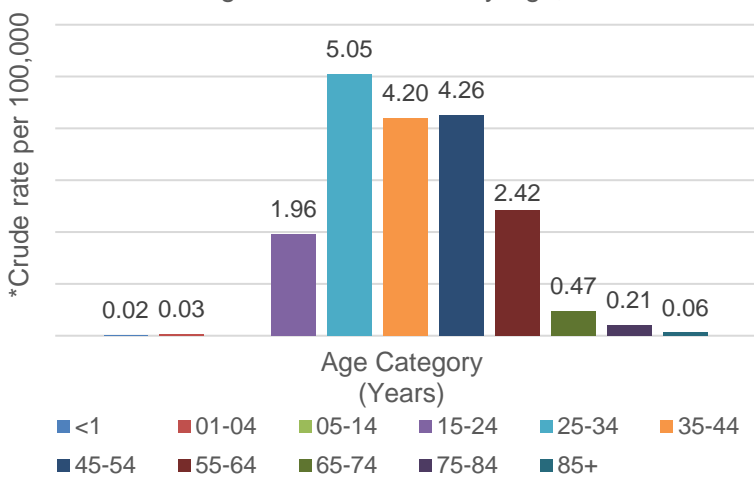
INDIANA

GENDER



AGE

All Drug Overdose Deaths by Age, Indiana



*Crude Rate: total number of deaths occurring per 100,000 population

BREAKDOWN BY DRUG

Drug Category	Rate per 100,000	Count
All Drug Poisoning ¹	18.67	1,236
Opioid Involved ²	7.99	529
Heroin Involved ³	3.61	239
Unspecified Substance ⁴	12.13	803

Note: 65% of all drug poisoning deaths in Indiana contain an unspecified substance.⁴

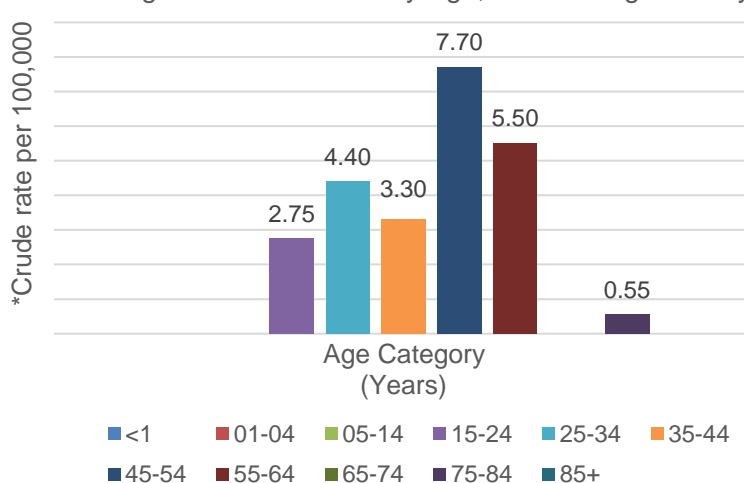
VANDERBURGH COUNTY

GENDER



AGE

All Drug Overdose Deaths by Age, Vanderburgh County



*Crude Rate: total number of deaths occurring per 100,000 population

BREAKDOWN BY DRUG


Drug Category	Rate per 100,000	Count
All Drug Poisoning ¹	24.19	44
Opioid Involved ²	6.60 _U	12
Heroin Involved ³	2.75 _U	5
Unspecified Substance ⁴	18.69	34

Note: 77% of all drug poisoning deaths in Vanderburgh County contain an unspecified substance.⁴

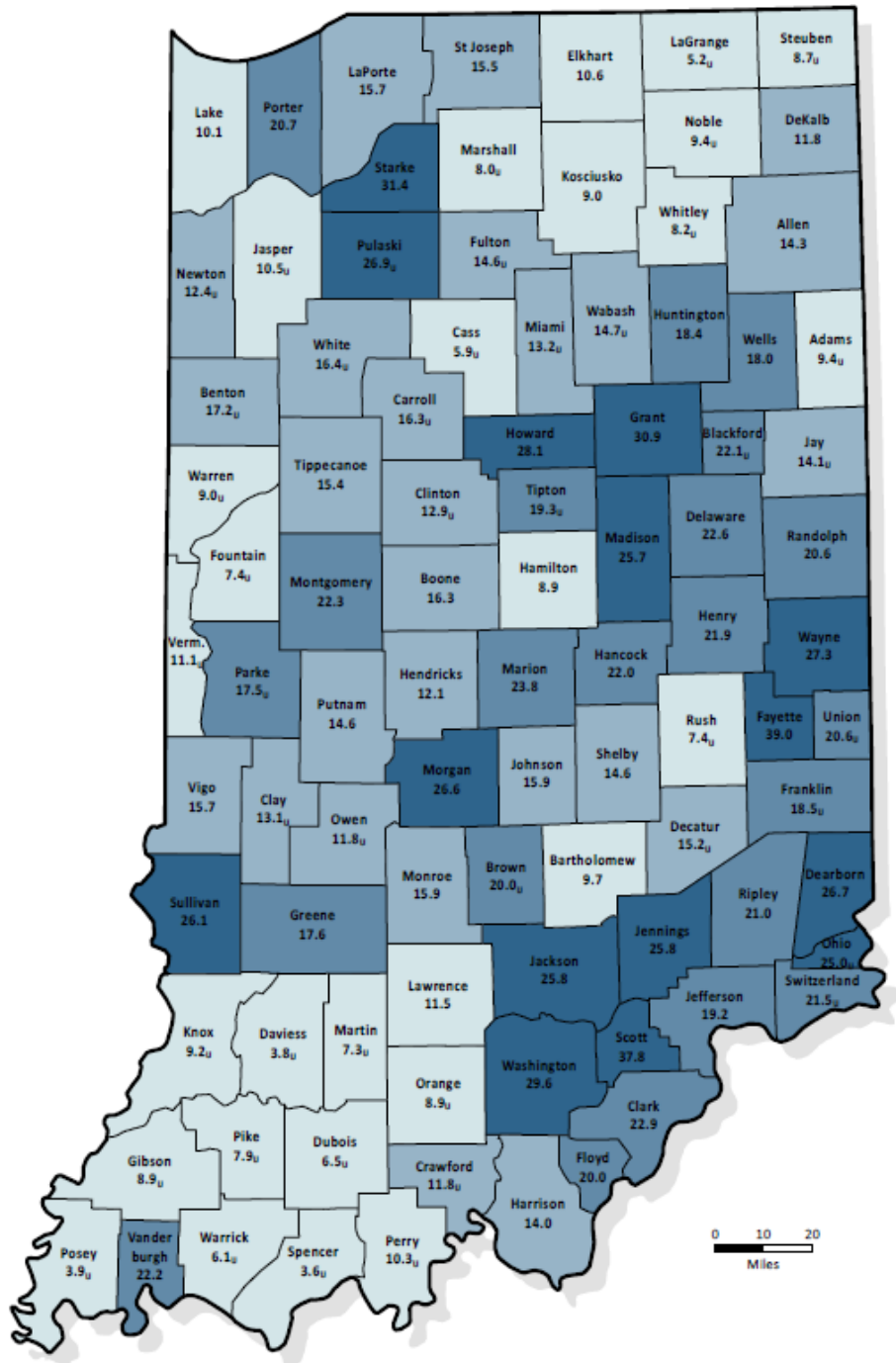
*Rates with a subscript U indicate an unstable rate based on a count less than 20. ICD-10 codes were used to identify drug overdoses. All Drug Poisoning¹: underlying cause of death X40-X44, X60-X64, X85, or Y10-Y14. Opioid involved²: underlying cause of death X40-X44, X60-X64, X85, or Y10-Y14 with contributing cause of death T40.0-T40.4, T40.6. Heroin involved³: underlying cause of death X40-X44, X60-X64, X85, or Y10-Y14 with contributing cause of death T40.1. Unspecified substance⁴: underlying cause of death X40-X44, X60-X64, X85, or Y10-Y14 with contributing cause of death T50.9. Note that death counts may be included in more than one category which can result in category counts that are higher than the total.

Drug Poisoning Deaths, 2012 to 2015

Crude Rate per 100,000



Overdose deaths identified through underlying cause of death coded on death certificate as drug overdose fatality or "acute drug overdose" (ICD-10 codes X40-X44, X60-X64, X85, Y10-Y14.9). Rates based on counts less than 20 are considered unstable (u) and should be interpreted with caution.



Prevention for States

Murray Lawry, Project Manager
 mlawry@isdh.in.gov
 317-233-7695

Naloxone Services

Find Naloxone
 optin.in.gov

Syringe Services

Erika Chapman
 echapman@isdh.in.gov
 317-234-3122

Website Resources

Stats Explorer
http://gis.in.gov/apps/isdh/meta/stats_layers.htm

Indiana INDicators
<http://indianaindicators.org>

General Questions

For general questions please email:
indianatrauma@isdh.in.gov

Treatment Resources

Find confidential and anonymous sources of treatment by visiting SAMHSA's Behavioral Health Treatment Services Locator with the following link:
<https://findtreatment.samhsa.gov/>



Indiana State
 Department of Health