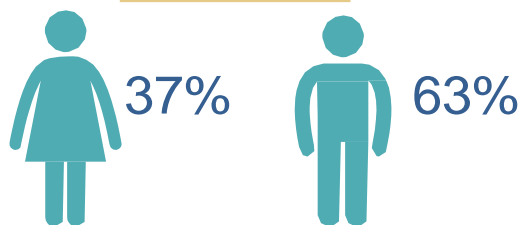


# 2016 FATAL DRUG OVERDOSE DEMOGRAPHICS

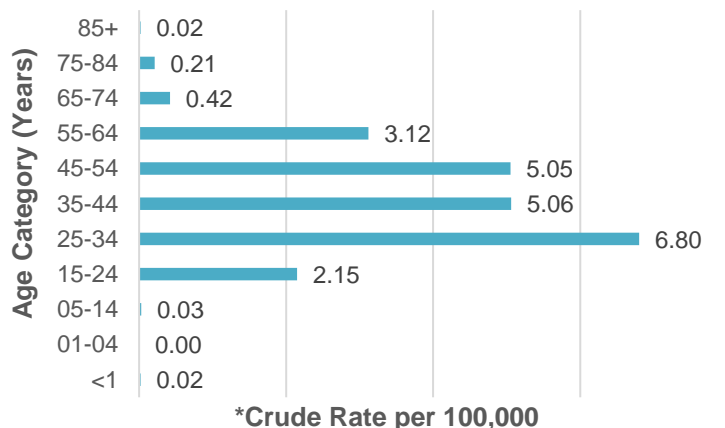
## INDIANA

### GENDER



### AGE

All Drug Overdose Deaths by Age, Indiana Residents



\*Crude Rate per 100,000

\*Crude Rate: total number of deaths occurring per 100,000 population

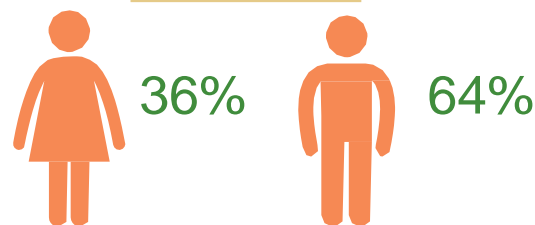
### BREAKDOWN BY DRUG

Drug Category	Rate per 100,000	Count
All Drug Poisoning <sup>1</sup>	22.88	1,518
Opioid Involved <sup>2</sup>	11.83	785
Heroin Involved <sup>3</sup>	4.46	296
Unspecified Substance <sup>4</sup>	13.57	900

**Note:** 59% of all drug poisoning deaths in Indiana contain an unspecified substance.<sup>4</sup>

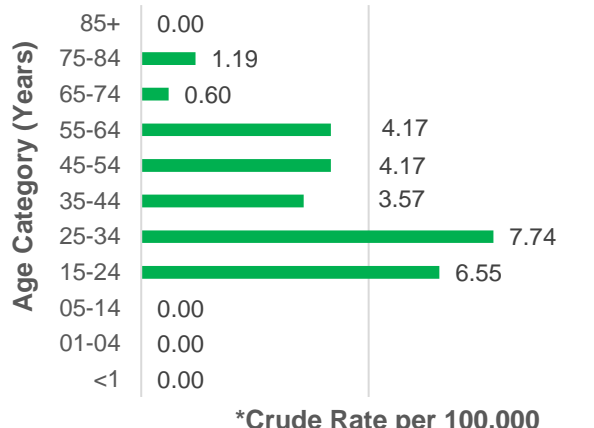
## PORTER COUNTY

### GENDER



### AGE

All Drug Overdose Deaths by Age, Porter County Residents



\*Crude Rate per 100,000

\*Crude Rate: total number of deaths occurring per 100,000 population  
\*All age rates for county are unstable based on a count less than 20

### BREAKDOWN BY DRUG


Drug Category	Rate per 100,000	Count
All Drug Poisoning <sup>1</sup>	28.01	47
Opioid Involved <sup>2</sup>	14.30	24
Heroin Involved <sup>3</sup>	7.74 <sub>U</sub>	13
Unspecified Substance <sup>4</sup>	11.32 <sub>U</sub>	19

**Note:** 40% of all drug poisoning deaths in Porter County contain an unspecified substance.<sup>4</sup>

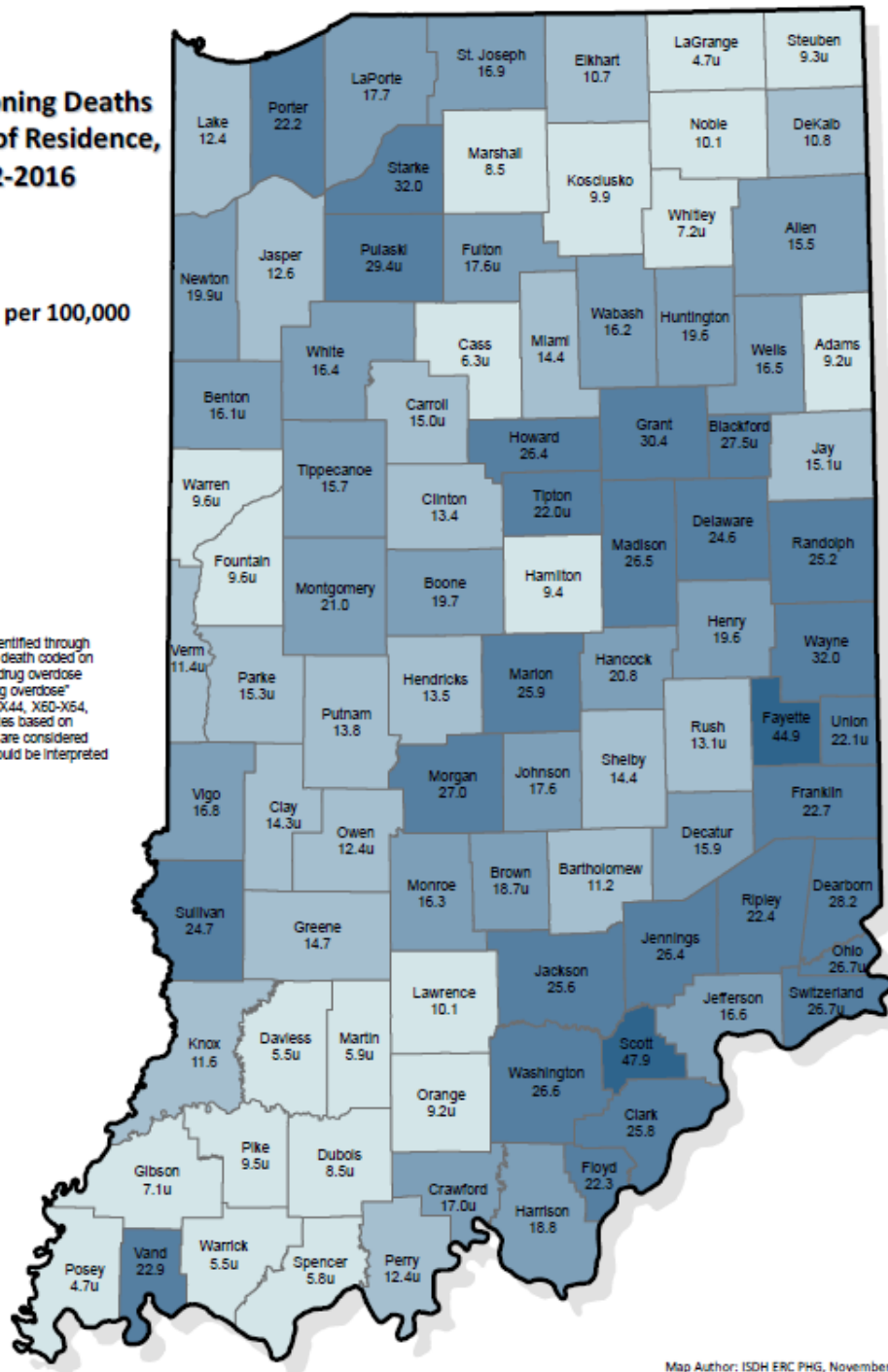
\*Rates with a subscript U indicate an unstable rate based on a count less than 20. ICD-10 codes were used to identify drug overdoses. All Drug Poisoning<sup>1</sup>: underlying cause of death X40-X44, X60-X64, X85, or Y10-Y14. Opioid involved<sup>2</sup>: underlying cause of death X40-X44, X60-X64, X85, or Y10-Y14 with contributing cause of death T40.0-T40.4, T40.6. Heroin involved<sup>3</sup>: underlying cause of death X40-X44, X60-X64, X85, or Y10-Y14 with contributing cause of death T40.1. Unspecified substance<sup>4</sup>: underlying cause of death X40-X44, X60-X64, X85, or Y10-Y14 with contributing cause of death T50.9. Note that death counts may be included in more than one category which can result in category counts that are higher than the total.

## Drug Poisoning Deaths by County of Residence, 2012-2016

Crude Rate per 100,000



Overdose deaths identified through underlying cause of death coded on death certificate as drug overdose fatality or "acute drug overdose" (ICD-10 codes X40-X44, X60-X64, X85, Y10-Y14). Rates based on counts less than 20 are considered unstable (u) and should be interpreted with caution.



Map Author: ISDH ERC PHG, November 2017  
Data Source: ISDH ERC Data Analysis Team, Division of Trauma and Injury Prevention, ISDH Vital Records

### Prevention for States

Murray Lawry, Project Manager  
mlawry@isdh.in.gov  
317-233-7695

### Naloxone Services

Find Naloxone  
optin.in.gov

### Syringe Services

Erika Chapman  
echapman@isdh.in.gov  
317-234-3122

### Website Resources

ISDH Prescription Drug Overdose  
<http://www.in.gov/isdh/27358.htm>

#### Stats Explorer

[http://gis.in.gov/apps/isdh/meta/stats\\_layers.htm](http://gis.in.gov/apps/isdh/meta/stats_layers.htm)

#### Next Level Recovery Indiana

<http://www.in.gov/recovery>

For general questions please email:  
indianatrauma@isdh.in.gov

### Treatment Resources

Find confidential and anonymous sources of treatment by visiting SAMHSA's Behavioral Health Treatment Services Locator with the following link:  
<https://findtreatment.samhsa.gov/>.



Indiana State  
Department of Health