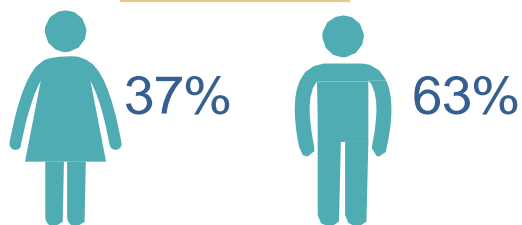


2016 FATAL DRUG OVERDOSE DEMOGRAPHICS

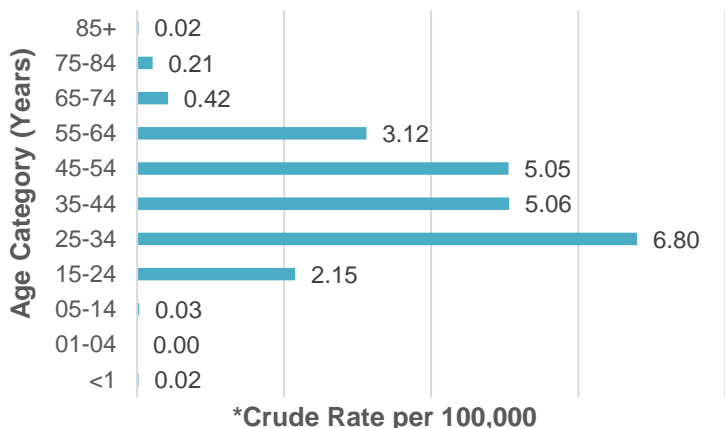
INDIANA

GENDER



AGE

All Drug Overdose Deaths by Age, Indiana Residents



*Crude Rate per 100,000

*Crude Rate: total number of deaths occurring per 100,000 population

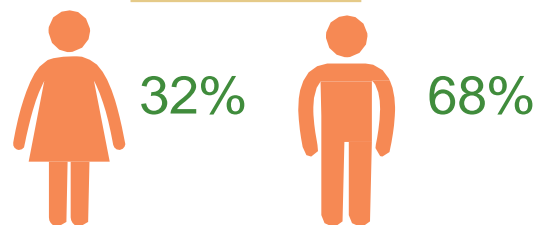
BREAKDOWN BY DRUG

Drug Category	Rate per 100,000	Count
All Drug Poisoning ¹	22.88	1,518
Opioid Involved ²	11.83	785
Heroin Involved ³	4.46	296
Unspecified Substance ⁴	13.57	900

Note: 59% of all drug poisoning deaths in Indiana contain an unspecified substance.⁴

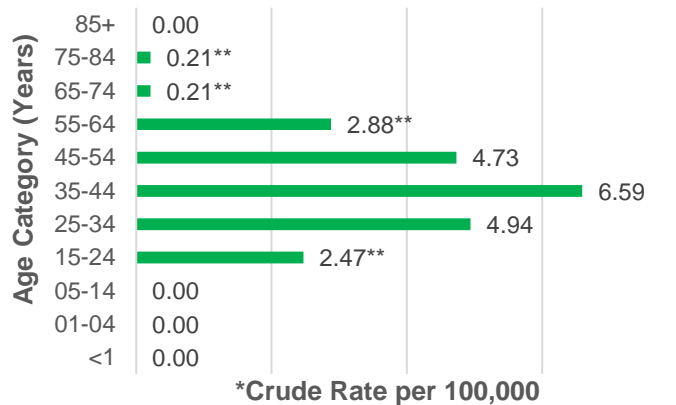
LAKE COUNTY

GENDER



AGE

All Drug Overdose Deaths by Age, Lake County Residents



*Crude Rate per 100,000

*Crude Rate: total number of deaths occurring per 100,000 population
**Indicates an unstable age rate based on a count less than 20

BREAKDOWN BY DRUG


Drug Category	Rate per 100,000	Count
All Drug Poisoning ¹	22.02	107
Opioid Involved ²	11.11	54
Heroin Involved ³	7.82	38
Unspecified Substance ⁴	13.17	64

Note: 60% of all drug poisoning deaths in Lake County contain an unspecified substance.⁴

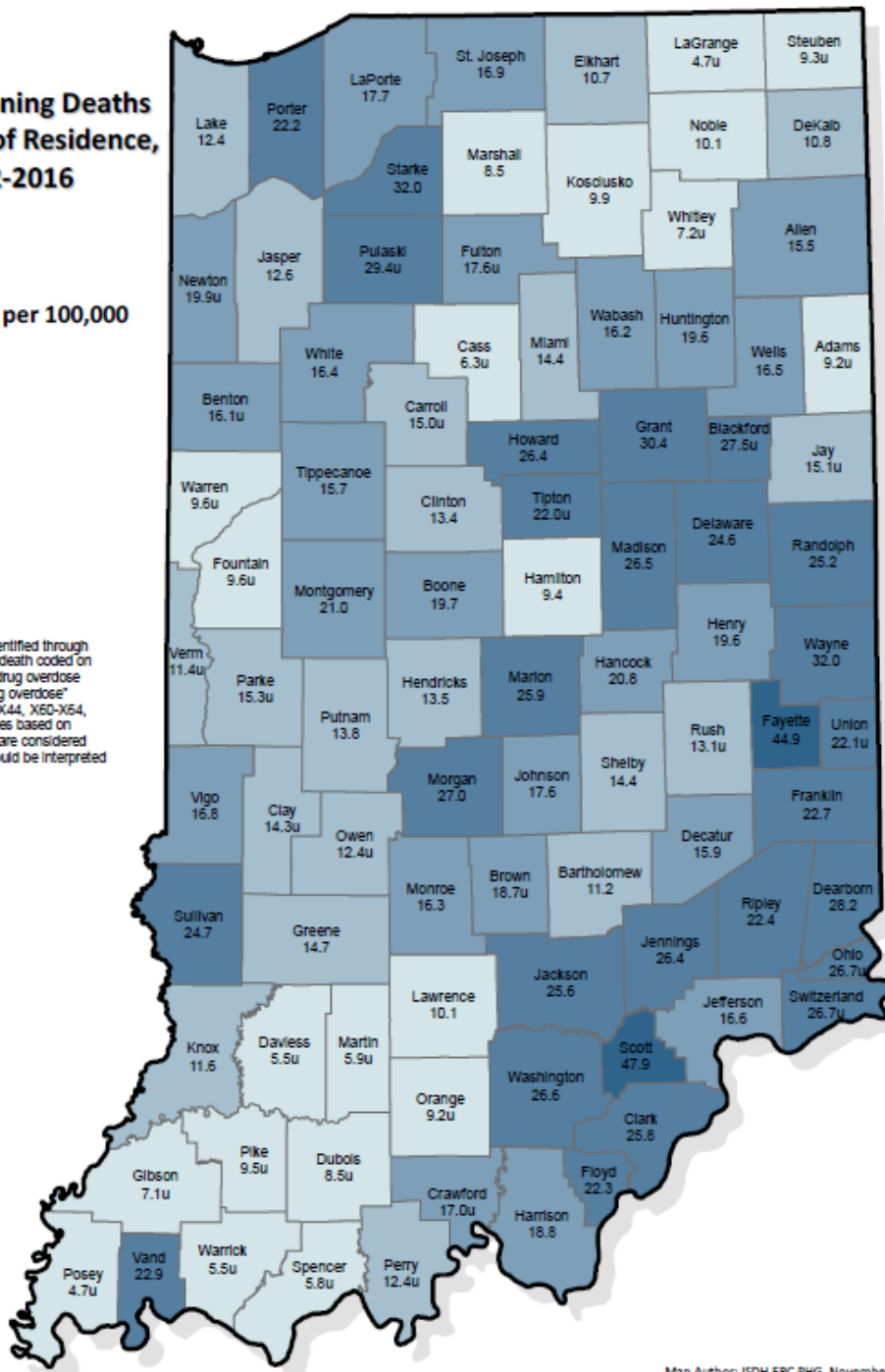
*Rates with a subscript U indicate an unstable rate based on a count less than 20. ICD-10 codes were used to identify drug overdoses. All Drug Poisoning¹: underlying cause of death X40-X44, X60-X64, X85, or Y10-Y14. Opioid involved²: underlying cause of death X40-X44, X60-X64, X85, or Y10-Y14 with contributing cause of death T40.0-T40.4, T40.6. Heroin involved³: underlying cause of death X40-X44, X60-X64, X85, or Y10-Y14 with contributing cause of death T40.1. Unspecified substance⁴: underlying cause of death X40-X44, X60-X64, X85, or Y10-Y14 with contributing cause of death T50.9. Note that death counts may be included in more than one category which can result in category counts that are higher than the total.

Drug Poisoning Deaths by County of Residence, 2012-2016

Crude Rate per 100,000



Overdose deaths identified through underlying cause of death coded on death certificate as drug overdose fatality or "acute drug overdose" (ICD-10 codes X40-X44, X60-X64, X85, Y10-Y14). Rates based on counts less than 20 are considered unstable (u) and should be interpreted with caution.



Map Author: ISDH ERC PHG, November 2017

Data Source: ISDH ERC Data Analysis Team, Division of Trauma and Injury Prevention, ISDH Vital Records

Prevention for States

Murray Lawry, Project Manager
mlawry@isdh.in.gov
317-233-7695

Naloxone Services

Find Naloxone
optin.in.gov

Syringe Services

Erika Chapman
echapman@isdh.in.gov
317-234-3122

Website Resources

ISDH Prescription Drug Overdose
<http://www.in.gov/isdh/27358.htm>

Stats Explorer

http://gis.in.gov/apps/isdh/meta/stats_layers.htm

Next Level Recovery Indiana

<http://www.in.gov/recovery>

For general questions please email:
indianatrauma@isdh.in.gov

Treatment Resources

Find confidential and anonymous sources of treatment by visiting SAMHSA's Behavioral Health Treatment Services Locator with the following link:
<https://findtreatment.samhsa.gov/>.



Indiana State
Department of Health