


This report is required by law (42 USC 1395g; 42 CFR 413.20(b)). Failure to report can result in all interim payments made since the beginning of the cost reporting period being deemed overpayments (42 USC 1395g).		FORM APPROVED OMB NO. 0938-1298 APPROVAL EXPIRES 08-31-2025	
GRACE CLINIC HEALTH PROFESSIONAL	Period: From: 07/01/2021 To: 06/30/2022	Run Date Time: 11/30/2022 8:54 am MCRIF32 Version: 5.1.175.0	
CCN: 15-1083			

FEDERALLY QUALIFIED HEALTH CENTER COST REPORT CERTIFICATION AND SETTLEMENT SUMMARY

**Worksheet S**  
**Parts I, II & III**

**PART I - COST REPORT STATUS**

Provider use only	1. <input checked="" type="checkbox"/> Electronically prepared cost report 2. <input type="checkbox"/> Manually prepared cost report 3. <input type="checkbox"/> If this is an amended cost report enter the number of times the provider resubmitted this cost report. 4. <input type="checkbox"/> Medicare Utilization. Enter "F" for full, "L" for low, or "N" for no utilization.	Date:	Time:
Contractor use only	5. <input type="checkbox"/> Cost Report Status (1) As Submitted (2) Settled without audit (3) Settled with audit (4) Reopened (5) Amended	6. Date Received: 7. Contractor No.: 8. <input type="checkbox"/> Initial Report for this Provider CCN 9. <input type="checkbox"/> Final Report for this Provider CCN	10. NPR Date: 11. Contractors Vendor Code: 4 12. <input type="checkbox"/> If line 5, column 1 is 4: Enter the number of times reopened = 0-9.

**PART II - CERTIFICATION**

MISREPRESENTATION OR FALSIFICATION OF ANY INFORMATION CONTAINED IN THIS COST REPORT MAY BE PUNISHABLE BY CRIMINAL, CIVIL AND ADMINISTRATIVE ACTION, FINE AND/OR IMPRISONMENT UNDER FEDERAL LAW. FURTHERMORE, IF SERVICES IDENTIFIED IN THIS REPORT WERE PROVIDED OR PROCURED THROUGH THE PAYMENT, DIRECTLY OR INDIRECTLY, OF A KICKBACK OR WERE OTHERWISE ILLEGAL, CRIMINAL, CIVIL AND ADMINISTRATIVE ACTION, FINES AND/OR IMPRISONMENT MAY RESULT.

CERTIFICATION BY CHIEF FINANCIAL OFFICER OR ADMINISTRATOR OF PROVIDER(S)

I HEREBY CERTIFY that I have read the above certification statement and that I have examined the accompanying electronically filed or manually submitted cost report and the Balance Sheet and Statement of Revenue and Expenses prepared by GRACE CLINIC HEALTH PROFESSIONAL, {Provider Name(s) and Number(s)} for the cost reporting period beginning 07/01/2021 and ending 06/30/2022 and that to the best of my knowledge and belief, this report and statement are true, correct, complete and prepared from the books and records of the provider in accordance with applicable instructions, except as noted. I further certify that I am familiar with the laws and regulations regarding the provision of health care services, and that the services identified in this cost report were provided in compliance with such laws and regulations.


	SIGNATURE OF CHIEF FINANCIAL OFFICER OR ADMINISTRATOR	CHECKBOX	ELECTRONIC SIGNATURE STATEMENT
1	1	2	
1	<i>Tracie Session</i>	Y	I have read and agree with the above certification statement. I certify that I intend my electronic signature on this certification be the legally binding equivalent of my original signature.
2	Printed Name		
	TRACIE SESSION		
3	Title		
	CFO		
4	Signature Date		
	(Dated when report is electronically signed.)		

**PART III - SETTLEMENT SUMMARY**

		Title XVIII	
		1.00	
1.00	FQHC		0 1.00

The above amount represents "due to" or "due from" the Medicare program.

According to the Paperwork Reduction Act of 1995, no persons are required to respond to a collection of information unless it displays a valid OMB control number. The valid OMB control number for this information collection is 0938-1298. The time required to complete this information collection is estimated 58 hours per response, including the time to review instructions, search existing data resources, gather the data needed, and complete and review the information collection. If you have any comments concerning the accuracy of the time estimate(s) or suggestions for improving this form, please write to: CMS, 7500 Security Boulevard, Attn: PRA Report Clearance Officer, Mail Stop C4-26-05, Baltimore, Maryland 21244-1850. Please do not send applications, claims, payments, medical records or any documents containing sensitive information to the PRA Reports Clearance Office. Please note that any correspondence not pertaining to the information collection burden approved under the associated OMB control number listed on this form will not be reviewed, forwarded, or retained. If you have questions or concerns regarding where to submit your documents, please contact 1-800-MEDICARE.

GRACE CLINIC HEALTH PROFESSIONAL		Period: From: 07/01/2021 To: 06/30/2022	Run Date Time: 11/30/2022 8:54 am MCRIF32 Version: 5.1.175.0	
CCN:	15-1083			

FEDERALLY QUALIFIED HEALTH CENTER IDENTIFICATION DATA

Worksheet S-1  
Part I

**PART I - FEDERALLY QUALIFIED HEALTH CENTER IDENTIFICATION DATA**

		Site Name	Provider CCN	CBSA	Date Certified	Type of control (see instructions)					
		1.00	2.00	3.00	4.00	5.00					
1.00	Site Name:	GRACE CLINIC HEALTH PROFESSIONAL	15-1083	99915	10/01/2020	1	1.00				
2.00	Street:	622 EIGHTH AVENUE	P.O. Box:					2.00			
3.00	City:	TERRE HAUTE	State:	IN	Zip Code:	47804	County:	VIGO	Designation - Enter "R" for rural or "U" for urban:	R	3.00
4.00	Cost Reporting Period (mm/dd/yyyy)	From:	07/01/2021	To:	06/30/2022				4.00		
5.00	Is this FQHC part of an entity that owns, leases or controls multiple FQHCs? Enter "Y" for yes or "N" for no. If yes, enter the entity's information below.					N			5.00		
6.00	Name of Entity:								6.00		
7.00	Street:	P.O. Box:	HRSA Award Number:					7.00			
8.00	City:	State:	Zip Code:					8.00			
9.00	Is this FQHC part of a chain organization as defined in §2150 of CMS Pub. 15-1 that claims home office costs in a Home Office Cost Statement? Enter "Y" for yes or "N" for no. If yes, enter the chain organization's information below.					N			9.00		
10.00	Name of Chain Organization								10.00		
11.00	Street:	P.O. Box:	Home Office CCN:					11.00			
12.00	City:	State:	Zip Code:					12.00			

**Consolidated Cost Report**

		Y/N	Date Requested	Date Approved	Number of FQHCs	
		1.00	2.00	3.00	4.00	
13.00	Is this FQHC filing a consolidated cost report per CMS Pub. 100-04, chapter 9, §30.8? Enter "Y" for yes or "N" for no in column 1. If column 1 is yes, complete columns 2 through 4, and line 14, beginning with subscripted line 14.01. If column 1 is no, leave line 14 blank. (see instructions)	N			0	13.00
		CCN	CBSA	Date Requested	Date Approved	
		1.00	2.00	3.00	4.00	5.00
14.00	FQHC Site Information:					14.00

**FQHC Operations**

		1.00	2.00	3.00	
15.00	What type of organization is this FQHC? If you operate as more than one sub-type of an organization enter only the applicable alpha characters in column 2. (see instructions)	3	A		15.00
16.00	Did this FQHC receive a grant under §330 of the PHS Act during this cost reporting period? If this is a consolidated cost report, did the FQHC reported on line 1, column 2 receive a grant under §330 of the PHS Act during this cost reporting period? Enter "Y" for yes or "N" for no. (complete line 17)	Y			16.00
17.00	If the response to line 16 is yes, indicate in column 1, the type of HRSA grant that was awarded (see instructions). Enter the date of the grant award in column 2 and enter the grant award number in column 3. If you received more than one grant subscript this line accordingly.	1	07/08/2021	L2CCS42379010 0	17.00

**Medical Malpractice**


		N			
18.00	Did this FQHC submit an initial deeming or annual redeeming application for medical malpractice coverage under the FTCA with HRSA? Enter "Y" for yes or "N" for no in column 1. If column 1 is yes, enter the effective date of coverage in column 2.	N			18.00
19.00	Does this FQHC carry commercial malpractice insurance? Enter "Y" for yes or "N" for no.	N			19.00
20.00	Is the malpractice insurance a claims-made or occurrence policy? Enter "1" for claims-made or "2" for occurrence policy.	0			20.00
		Premiums	Paid Losses	Self Insurance	
21.00	List amounts of malpractice premiums, paid losses or self-insurance in the applicable columns.	0	0	0	21.00
22.00	Are malpractice premiums, paid losses or self-insurance reported in a cost center other than Administrative and General? Enter "Y" for yes or "N" for no. (see instructions)	N			22.00

**Interns and Residents**

		N				
23.00	Is this FQHC involved in training residents in an approved GME program in accordance with 42 CFR 405.2468(f)? Enter "Y" for yes or "N" for no	N			23.00	
24.00	Is this FQHC involved in training residents in an unapproved GME program? Enter "Y" for yes or "N" for no.	N			24.00	
25.00	Did this FQHC receive a Primary Care Residency Expansion (PCRE) grant authorized under Part C of Title VII of the PHS Act from HRSA? Enter "Y" for yes or "N" for no in column 1. If yes, enter in column 2 the number of primary care FTE residents that your FQHC trained in this cost reporting period for which your FQHC received PCRE funding and in column 3, enter the total number of visits performed by residents funded by the PCRE grant in this cost reporting period. (see instructions)	N	0.00		0	25.00
26.00	Did this FQHC receive a Teaching Health Center development grant authorized under Part C of Title VII of the PHS Act from HRSA? Enter "Y" for yes or "N" for no in column 1. If yes, enter in column 2 the number of FTE residents that your FQHC trained and received funding through your THC grant in this cost reporting period and in column 3, enter the total number of visits performed by residents funded by the THC grant in this cost reporting period. (see instructions)	N	0.00		0	26.00

**Capital Related Costs - Ownership/Lease of Building**


		1	0		
27.00	Do you own or lease the building or office space occupied by your FQHC, or is the building or office space provided at no cost to the FQHC? Enter "1" for owned, "2" for leased, or "3" for space provided at no cost in column 1. If you enter "2" in column 1, enter the amount of rent/lease expense in column 2.	1	0		27.00

GRACE CLINIC HEALTH PROFESSIONAL		Period:	Run Date Time:	11/30/2022 8:54 am	
CCN: 15-1083		From: 07/01/2021	MCRIF32	<b>224-14</b>	
		To: 06/30/2022	Version:	5.1.175.0	

FEDERALLY QUALIFIED HEALTH CENTER IDENTIFICATION DATA

**Worksheet S-1  
Part I**

								1.00		
<b>Contract Labor Cost</b>										
28.00	Do you use contract labor to provide medical and/or mental health services to your patients? Enter "Y" for yes or "N" for no in column 1.								Y	28.00
			Site Name	CCN	CBSA	Date Requested	Date Approved			
			1.00	2.00	3.00	4.00	5.00			
<b>Consolidated Cost Report (continued)</b>										
34.00	List of Consolidated Providers:									34.00

GRACE CLINIC HEALTH PROFESSIONAL	Period: From: 07/01/2021 To: 06/30/2022	Run Date Time: 11/30/2022 8:54 am MCRIF32 Version: 5.1.175.0	
CCN: 15-1083			

## FEDERALLY QUALIFIED HEALTH CENTER REIMBURSEMENT QUESTIONNAIRE

## Worksheet S-2

Provider Organization and Operation						
		Y/N	Date	V/I		
1.00	Has the FQHC changed ownership immediately prior to the beginning of the cost reporting period? If yes, enter the date of the change in column 2. (see instructions)	N			1.00	
2.00	Has the FQHC terminated participation in the Medicare program? If yes, enter in column 2 the date of termination and in column 3, "V" for voluntary or "I" for involuntary. (see instructions)	N			2.00	
3.00	Is the FQHC involved in business transactions, including management contracts, with individuals or entities (e.g., chain home offices, drug or medical supply companies) that are related to the provider or its officers, medical staff, management personnel, or members of the board of directors through ownership, control, or family and other similar relationships? (see instructions)	N			3.00	
Financial Data and Reports						
		Y/N	Type	Date	Y/N	
4.00	Column 1: Were the financial statements prepared by a Certified Public Accountant? Column 2: If yes, enter "A" for Audited, "C" for Compiled, or "R" for Reviewed. Submit complete copy or enter date available in column 3. (mm/dd/yyyy) Column 4: Are the cost report total expenses and total revenues different from those on the filed financial statements?	N			N	4.00
Approved Educational Activities						
		Y/N	Y/N			
5.00	Are costs for Intern-Resident programs claimed on the current cost report?	N			5.00	
6.00	Was an Intern-Resident program initiated or renewed in the current cost reporting period? If yes, see instructions.	N			6.00	
7.00	Are GME costs directly assigned to cost centers other than Allowable GME Costs on Worksheet A? If yes, see instructions.	N			7.00	
Bad Debts						
		Y/N				
8.00	Is the FQHC seeking reimbursement for bad debts? If yes, see instructions.	N			8.00	
9.00	If line 8 is yes, did the FQHC's bad debt collection policy change during this cost reporting period? If yes, submit copy.				9.00	
10.00	If line 8 is yes, were patient coinsurance amounts waived? If yes, see instructions.				10.00	
PS&R Report Data						
		Y/N	Date			
11.00	Was the cost report prepared using the PS&R Report only? If column 1 is yes, enter the paid-through date of the PS&R Report used in column 2. (see instructions)	Y	11/07/2022		11.00	
12.00	Was the cost report prepared using the PS&R Report for totals and the FQHC's records for allocation? If column 1 is yes, enter the paid-through date in column 2. (see instructions)	N			12.00	
13.00	If line 11 or 12 is yes, were adjustments made to PS&R Report data for additional claims that have been billed but are not included on the PS&R Report used to file the cost report? If yes, see instructions.	N			13.00	
14.00	If line 11 or 12 is yes, were adjustments made to PS&R Report data for corrections of other PS&R Report information? If yes, see instructions.	N			14.00	
15.00	If line 11 or 12 is yes, were adjustments made to PS&R Report data for Other? Describe the other adjustments:	N			15.00	
16.00	Was the cost report prepared using only the FQHC's records? If yes, see instructions.	N			16.00	
Cost Report Preparer Contact Information						
17.00	First Name: TINA	Last name: SEVERS	Title: MANAGER		17.00	
18.00	Employer: BLUE & CO., LLC				18.00	
19.00	Phone Number: 317-713-7946	Email Address: TSEVERS@BLUEANDCO.COM			19.00	

GRACE CLINIC HEALTH PROFESSIONAL	Period:	Run Date Time:	11/30/2022 8:54 am
CCN: 15-1083	From: 07/01/2021	MCRIF32	<b>224-14</b>
	To: 06/30/2022	Version:	5.1.175.0



## FEDERALLY QUALIFIED HEALTH CENTER DATA

Worksheet S-3  
Part I**PART I - FEDERALLY QUALIFIED HEALTH CENTER STATISTICAL DATA**

		CENTER CCN	Title V	Title XVIII	Title XIX	Other	Total All Patients	
		0	1.00	2.00	3.00	4.00	5.00	
1.00	Medical Visits (15-1083 - GRACE CLINIC HEALTH PROFESSIONAL)	15-1083	0	467	2,348	719	<b>3,534</b>	1.00
2.00	Total Medical Visits		<b>0</b>	<b>467</b>	<b>2,348</b>	<b>719</b>	<b>3,534</b>	2.00
3.00	Mental Health Visits (15-1083 - GRACE CLINIC HEALTH PROFESSIONAL)	15-1083	0	1	65	79	<b>145</b>	3.00
4.00	Total Mental Health Visits		<b>0</b>	<b>1</b>	<b>65</b>	<b>79</b>	<b>145</b>	4.00
5.00	Number of Visits Performed by Interns and Residents (15-1083 - GRACE CLINIC HEALTH PROFESSIONAL)	15-1083	0	0	0	0	<b>0</b>	5.00
6.00	Total Number of Visits Performed by Interns and Residents		<b>0</b>	<b>0</b>	<b>0</b>	<b>0</b>	<b>0</b>	6.00
20.00	Total FQHC medical visits		<b>0</b>	<b>467</b>	<b>2,348</b>	<b>719</b>	<b>3,534</b>	20.00
21.00	Total FQHC mental health visits		<b>0</b>	<b>1</b>	<b>65</b>	<b>79</b>	<b>145</b>	21.00
22.00	Total FQHC visits performed by interns and residents		<b>0</b>	<b>0</b>	<b>0</b>	<b>0</b>	<b>0</b>	22.00

GRACE CLINIC HEALTH PROFESSIONAL		Period:	Run Date Time:	11/30/2022 8:54 am
CCN:	15-1083	From: 07/01/2021	MCRIF32	<b>224-14</b>
		To: 06/30/2022	Version:	5.1.175.0



FEDERALLY QUALIFIED HEALTH CENTER DATA

**Worksheet S-3  
Parts II & III**

**PART II - FEDERALLY QUALIFIED HEALTH CENTER CONTRACT LABOR AND BENEFIT COST**

		Contract Labor	Benefit Cost	
		1.00	2.00	
1.00	Total facility contract labor and benefit cost	<b>49,689</b>	<b>183,443</b>	1.00
2.00	Physician	0	50,810	2.00
3.00	Physician Assistant	0	0	3.00
4.00	Nurse Practitioner	0	69,309	4.00
5.00	Visiting Registered Nurse	0	0	5.00
6.00	Visiting Licensed Practical Nurse	0	0	6.00
7.00	Certified Nurse Midwife	0	0	7.00
8.00	Clinical Psychologist	0	0	8.00
9.00	Clinical Social Worker	49,689	26,970	9.00
10.00	Laboratory Technician	0	0	10.00
11.00	Reg Dietician/Cert DSMT/MNT Educator	0	0	11.00
12.00	Physical Therapist	0	0	12.00
13.00	Occupational Therapist	0	0	13.00
14.00	Other Allied Health Personnel	0	36,354	14.00
15.00	Interns & Residents		0	15.00

**PART III - FEDERALLY QUALIFIED HEALTH CENTER EMPLOYEE DATA**

		Number of Employees (Full Time Equivalent)			
Enter the number of hours in your normal work week: 40.00		Staff	Contract	Total	
		1.00	2.00	3.00	
16.00	Physician (Enter the number of hours in your normal work week in column 0.)	0.65	0.00	<b>0.65</b>	16.00
17.00	Physician Assistant	0.00	0.00	<b>0.00</b>	17.00
18.00	Nurse Practitioner	1.25	0.00	<b>1.25</b>	18.00
19.00	Visiting Registered Nurse	0.00	0.00	<b>0.00</b>	19.00
20.00	Visiting Licensed Practical Nurse	0.00	0.00	<b>0.00</b>	20.00
21.00	Certified Nurse Midwife	0.00	0.00	<b>0.00</b>	21.00
22.00	Clinical Psychologist	0.00	0.00	<b>0.00</b>	22.00
23.00	Clinical Social Worker	0.21	0.37	<b>0.58</b>	23.00
24.00	Laboratory Technician	0.00	0.00	<b>0.00</b>	24.00
25.00	Reg Dietician/Cert DSMT/MNT Educator	0.00	0.00	<b>0.00</b>	25.00
26.00	Physical Therapist	0.00	0.00	<b>0.00</b>	26.00
27.00	Occupational Therapist	0.00	0.00	<b>0.00</b>	27.00
28.00	Other Allied Health Personnel	2.37	0.00	<b>2.37</b>	28.00
29.00	Interns & Residents	0.00		<b>0.00</b>	29.00


GRACE CLINIC HEALTH PROFESSIONAL		Period:	Run Date Time:	11/30/2022 8:54 am
CCN:	15-1083	From: 07/01/2021	MCRIF32	224-14
		To: 06/30/2022	Version:	5.1.175.0



RECLASSIFICATION AND ADJUSTMENT OF TRIAL BALANCE OF EXPENSES

Worksheet A

		Cost Center Description (omit cents)	SALARIES	OTHER	TOTAL (col. 1 + col. 2)	RECLASSIFI- CATIONS	RECLASSIFIED TRIAL BALANCE (col. 3 ± col. 4)	ADJUSTMENTS	NET EXPENSES FOR ALLOCATION (col. 5 ± col. 6)	
			1.00	2.00	3.00	4.00	5.00	6.00	7.00	
<b>GENERAL SERVICE COST CENTERS</b>										
1.00	0100	CAP REL COSTS-BLDG & FIX		19,588	19,588	0	19,588	0	19,588	1.00
2.00	0200	CAP REL COSTS-MVBLE EQUIP		0	0	0	0	0	0	2.00
3.00	0300	EMPLOYEE BENEFITS	0	234,209	234,209	-234,209	0	0	0	3.00
4.00	0400	ADMINISTRATIVE & GENERAL SERVICES	151,215	874,635	1,025,850	50,766	1,076,616	0	1,076,616	4.00
5.00	0500	PLANT OPERATION & MAINTENANCE	0	13,631	13,631	0	13,631	0	13,631	5.00
6.00	0600	JANITORIAL	0	600	600	0	600	0	600	6.00
7.00	0700	MEDICAL RECORDS	0	0	0	0	0	0	0	7.00
8.00		SUBTOTAL - ADMINISTRATIVE OVERHEAD	151,215	1,142,663	1,293,878	-183,443	1,110,435	0	1,110,435	8.00
9.00	0900	PHARMACY	0	269,604	269,604	0	269,604	0	269,604	9.00
10.00	1000	MEDICAL SUPPLIES	0	25,352	25,352	0	25,352	0	25,352	10.00
11.00	1100	TRANSPORTATION	0	605	605	0	605	0	605	11.00
12.00	1200	OTHER GENERAL SERVICE (SPECIFY)	0	0	0	0	0	0	0	12.00
13.00		SUBTOTAL - TOTAL OVERHEAD	151,215	1,438,224	1,589,439	-183,443	1,405,996	0	1,405,996	13.00
<b>DIRECT CARE COST CENTERS</b>										
23.00	2300	PHYSICIAN	151,348	0	151,348	50,810	202,158	0	202,158	23.00
24.00	2400	PHYSICIAN SERVICES UNDER AGREEMENT	0	0	0	0	0	0	0	24.00
25.00	2500	PHYSICIAN ASSISTANT	0	0	0	0	0	0	0	25.00
26.00	2600	NURSE PRACTITIONER	206,448	0	206,448	69,309	275,757	0	275,757	26.00
27.00	2700	VISITING REGISTERED NURSE	0	0	0	0	0	0	0	27.00
28.00	2800	VISITING LICENSED PRACTICAL NURSE	0	0	0	0	0	0	0	28.00
29.00	2900	CERTIFIED NURSE MIDWIFE	0	0	0	0	0	0	0	29.00
30.00	3000	CLINICAL PSYCHOLOGIST	0	0	0	0	0	0	0	30.00
31.00	3100	CLINICAL SOCIAL WORKER	45,689	34,646	80,335	26,970	107,305	0	107,305	31.00
32.00	3200	LABORATORY TECHNICIAN	0	0	0	0	0	0	0	32.00
33.00	3300	REG DIETICIAN/CERT DSMT/MNT EDUCATOR	0	0	0	0	0	0	0	33.00
34.00	3400	PHYSICAL THERAPIST	0	0	0	0	0	0	0	34.00
35.00	3500	OCCUPATIONAL THERAPIST	0	0	0	0	0	0	0	35.00
36.00	3600	OTHER ALLIED HEALTH PERSONNEL	108,289	0	108,289	36,354	144,643	0	144,643	36.00
37.00		SUBTOTAL - DIRECT PATIENT CARE SERVICES	511,774	34,646	546,420	183,443	729,863	0	729,863	37.00
<b>REIMBURSABLE PASS THROUGH COSTS</b>										
47.00	4700	ALLOWABLE GME COSTS	0	0	0	0	0	0	0	47.00
48.00	4800	PNEUMOCOCCAL VACCINES & MED SUPPLIES	0	0	0	0	0	0	0	48.00
49.00	4900	INFLUENZA VACCINES & MED SUPPLIES	0	0	0	0	0	0	0	49.00
49.10	4910	COVID-19 VACCINES & MED SUPPLIES	0	0	0	0	0	0	0	49.10
49.11	4911	MONOCLONAL ANTIBODY PRODUCTS	0	0	0	0	0	0	0	49.11
50.00		SUBTOTAL - REIMBURSABLE PASS THROUGH COSTS	0	0	0	0	0	0	0	50.00
<b>OTHER FQHC SERVICES</b>										
60.00	6000	MEDICARE EXCLUDED SERVICES	0	0	0	0	0	0	0	60.00
61.00	6100	DIAGNOSTIC & SCREENING LAB TESTS	0	0	0	0	0	0	0	61.00
62.00	6200	RADIOLOGY - DIAGNOSTIC	0	0	0	0	0	0	0	62.00
63.00	6300	PROSTHETIC DEVICES	0	0	0	0	0	0	0	63.00
64.00	6400	DURABLE MEDICAL EQUIPMENT	0	0	0	0	0	0	0	64.00
65.00	6500	AMBULANCE SERVICES	0	0	0	0	0	0	0	65.00
66.00	6600	TELEHEALTH	0	0	0	0	0	0	0	66.00
67.00	6700	DRUGS CHARGED TO PATIENTS	0	0	0	0	0	0	0	67.00
68.00	6800	CHRONIC CARE MANAGEMENT	0	0	0	0	0	0	0	68.00
69.00	6900	OTHER (SPECIFY)	0	0	0	0	0	0	0	69.00
70.00		SUBTOTAL - OTHER FQHC SERVICES	0	0	0	0	0	0	0	70.00
<b>NONREIMBURSABLE COST CENTERS</b>										
77.00	7700	RETAIL PHARMACY	0	0	0	0	0	0	0	77.00
78.00	7800	NONALLOWABLE GME COSTS	0	0	0	0	0	0	0	78.00
79.00	7900	OTHER NONREIMBURSABLE (SPECIFY)	0	0	0	0	0	0	0	79.00
80.00		SUBTOTAL - NON-REIMBURSABLE COSTS	0	0	0	0	0	0	0	80.00
100.00		TOTAL (SUM OF LINES 13, 37, 50, 70 AND 80)	662,989	1,472,870	2,135,859	0	2,135,859	0	2,135,859	100.00

GRACE CLINIC HEALTH PROFESSIONAL		Period:	Run Date Time:	11/30/2022 8:54 am	
CCN:	15-1083	From: 07/01/2021	MCRIF32	<b>224-14</b>	
		To: 06/30/2022	Version:	5.1.175.0	

RECLASSIFICATIONS

Worksheet A-1

Increases				Decreases			
Line No.	Cost Center	Amount (2)		Line No.	Cost Center	Amount (2)	
	2.00	3.00	4.00		5.00	6.00	7.00
<b>A - BENEFITS RECLASS</b>							
1.00	ADMINISTRATIVE & GENERAL SERVICES	4.00	50,766	EMPLOYEE BENEFITS	3.00	234,209	1.00
2.00	PHYSICIAN	23.00	50,810		0.00	0	2.00
3.00	NURSE PRACTITIONER	26.00	69,309		0.00	0	3.00
4.00	CLINICAL SOCIAL WORKER	31.00	26,970		0.00	0	4.00
5.00	OTHER ALLIED HEALTH PERSONNEL	36.00	36,354		0.00	0	5.00
100.00	<b>GRAND TOTALS</b>		<b>234,209</b>			<b>234,209</b>	100.00

(1) A letter (A, B, etc.) must be entered on each line to identify each reclassification entry. Transfer the amounts in columns 4 and 7 to Worksheet A, column 4, lines as appropriate.



GRACE CLINIC HEALTH PROFESSIONAL		Period:	Run Date Time:	11/30/2022 8:54 am
CCN:	15-1083	From: 07/01/2021	MCRIF32	224-14
		To: 06/30/2022	Version:	5.1.175.0



ADJUSTMENTS TO EXPENSES

Worksheet A-2

	Descriptions (1)	(2) BASIS/CODE	AMOUNT	EXPENSE CLASSIFICATION ON WORKSHEET A TO/FROM WHICH THE AMOUNT IS TO BE ADJUSTED	
				COST CENTER	LINE #
		1.00	2.00	3.00	4.00
1.00	Investment income - buildings and fixtures (chapter 2)		0	CAP REL COSTS-BLDG & FIX	1.00 1.00
2.00	Investment income - movable equipment (chapter 2)		0	CAP REL COSTS-MVBLE EQUIP	2.00 2.00
3.00	Investment income - other (chapter 2)		0		0.00 3.00
4.00	Trade, quantity, and time discounts (chapter 8)		0		0.00 4.00
5.00	Refunds and rebates of expenses (chapter 8)		0		0.00 5.00
6.00	Rental of building or office space to others (chapter 8)		0		0.00 6.00
7.00	Related organization transactions (chapter 10)	Wkst. A-2-1	0		7.00
8.00	Sale of drugs to other than patients		0		0.00 8.00
9.00	Vending machines		0		0.00 9.00
10.00	Practitioner assigned by Public Health Service		0		0.00 10.00
11.00	Depreciation - buildings and fixtures		0	CAP REL COSTS-BLDG & FIX	1.00 11.00
12.00	Depreciation - movable equipment		0	CAP REL COSTS-MVBLE EQUIP	2.00 12.00
13.00	RCE adjustment to teaching physicians' cost		0	ALLOWABLE GME COSTS	47.00 13.00
14.00			0		0.00 14.00
50.00	TOTAL (sum of lines 1 thru 49)		0		50.00

- (1) Description - all line references in this column pertain to CMS Pub. 15-1.
- (2) Basis for adjustment (see instructions).
  - A. Costs - if cost, including applicable overhead, can be determined.
  - B. Amount Received - if cost cannot be determined.
- (3) Additional adjustments may be made on lines 14 thru 49 and subscripts thereof.

GRACE CLINIC HEALTH PROFESSIONAL		Period:	Run Date Time:	11/30/2022 8:54 am
CCN:	15-1083	From: 07/01/2021	MCRIF32	224-14
		To: 06/30/2022	Version:	5.1.175.0



CALCULATION OF FEDERALLY QUALIFIED HEALTH CENTER COSTS

**Worksheet B  
Parts I & II**


**PART I - CALCULATION OF FEDERALLY QUALIFIED HEALTH CENTER COST PER VISIT**

	Position	From Wkst. A, col. 7, line:	Direct Cost by Practitioner from Wkst. A	Total Medical & Mental Health Visits by Practitioner	Other Direct Care Costs (see instructions)	General Service Cost (see instructions)	Total Costs by Practitioner	Average Cost Per Visit by Practitioner	Medical Visits by Practitioner	Total Visits
		0	1.00	2.00	3.00	4.00	5.00	6.00	7.00	
1.00	PHYSICIAN	23.00	202,158	917	103,252	347,251	652,661	711.74	917	1.00
2.00	PHYSICIAN SERVICES UNDER AGREEMENT	24.00	0	0	0	0	0	0.00	0	2.00
3.00	PHYSICIAN ASSISTANT	25.00	0	0	0	0	0	0.00	0	3.00
4.00	NURSE PRACTITIONER	26.00	275,757	2,617	294,668	648,572	1,218,997	465.80	2,617	4.00
5.00	VISITING REGISTERED NURSE	27.00	0	0	0	0	0	0.00	0	5.00
6.00	VISITING LICENSED PRACTICAL NURSE	28.00	0	0	0	0	0	0.00	0	6.00
7.00	CERTIFIED NURSE MIDWIFE	29.00	0	0	0	0	0	0.00	0	7.00
8.00	CLINICAL PSYCHOLOGIST	30.00	0	0	0	0	0	0.00	0	8.00
9.00	CLINICAL SOCIAL WORKER	31.00	107,305	145	16,327	140,569	264,201	1,822.08	0	9.00
10.00	REG DIETICIAN/CERT DSMT/MNT EDUCATOR	33.00	0	0	0	0	0	0.00	0	10.00
11.00	TOTALS		585,220	3,679	414,247	1,136,392	2,135,859		3,534	11.00
12.00	UNIT COST MULTIPLIER				112.597717	1.136998				12.00
13.00	TOTAL COST PER VISIT							580.55		13.00

	Position	Total Visits	Title XVIII Visits		Title XVIII Costs		
		Mental Health Visits by Practitioner	Medical Visits by Practitioner	Mental Health Visits by Practitioner	Medical Cost by Practitioner	Mental Health Cost by Practitioner	
		8.00	9.00	10.00	11.00	12.00	
1.00	PHYSICIAN	0	121	0	86,121	0	1.00
2.00	PHYSICIAN SERVICES UNDER AGREEMENT	0	0	0	0	0	2.00
3.00	PHYSICIAN ASSISTANT	0	0	0	0	0	3.00
4.00	NURSE PRACTITIONER	0	346	0	161,167	0	4.00
5.00	VISITING REGISTERED NURSE	0	0	0	0	0	5.00
6.00	VISITING LICENSED PRACTICAL NURSE	0	0	0	0	0	6.00
7.00	CERTIFIED NURSE MIDWIFE	0	0	0	0	0	7.00
8.00	CLINICAL PSYCHOLOGIST	0	0	0	0	0	8.00
9.00	CLINICAL SOCIAL WORKER	145	0	1	0	1,822	9.00
10.00	REG DIETICIAN/CERT DSMT/MNT EDUCATOR	0	0	0	0	0	10.00
11.00	TOTALS	145	467	1	247,288	1,822	11.00
12.00	UNIT COST MULTIPLIER						12.00
13.00	TOTAL COST PER VISIT				529.52	1,822.00	13.00

**PART II - CALCULATION OF ALLOWABLE DIRECT GRADUATE MEDICAL EDUCATION COSTS**


		Total Cost (from Wkst. A col. 7, line 47)	Total Visits	Title XVIII Visits	Ratio of Title XVIII Visits to Total Visits	Allowable Title XVIII Direct GME Costs
		1.00	2.00	3.00	4.00	5.00
14.00	ALLOWABLE GME COSTS	0	3,679	468	0.127208	0
						14.00

GRACE CLINIC HEALTH PROFESSIONAL		Period:	Run Date Time:	11/30/2022 8:54 am	
CCN:	15-1083	From: 07/01/2021	MCRIF32	<b>224-14</b>	
		To: 06/30/2022	Version:	5.1.175.0	

COMPUTATION OF PNEUMOCOCCAL AND INFLUENZA VACCINE COST

Worksheet B-1


		PNEUMOCOCCAL VACCINES	INFLUENZA VACCINES	COVID-19 VACCINES	MONOCLONAL ANTIBODY PRODUCTS	
		1.00	2.00	2.01	2.02	
1.00	Health care staff cost (from Worksheet A, column 7, sum of lines 23, and 25 through 36)	729,863	729,863	729,863	729,863	1.00
2.00	Ratio of staff time to total health care staff time	0.000000	0.000000	0.000000	0.000000	2.00
3.00	Total health care staff cost (line 1 x line 2)	0	0	0	0	3.00
4.00	Injections/Infusions and related medical supplies cost (from Worksheet A, column 7, lines 48, 49, 49.10, and 49.11, respectively)	0	0	0	0	4.00
5.00	Direct cost of pneumococcal and influenza vaccine (line 3 + line 4)	0	0	0	0	5.00
6.00	Total cost of the FQHC (from Worksheet A, column 7, line 100, minus Worksheet A, column 7, line 8)	1,025,424	1,025,424	1,025,424	1,025,424	6.00
7.00	Total administrative overhead (from Worksheet A, column 7, line 8)	1,110,435	1,110,435	1,110,435	1,110,435	7.00
8.00	Ratio of pneumococcal and influenza vaccine direct cost to total direct cost (line 5 / line 6)	0.000000	0.000000	0.000000	0.000000	8.00
9.00	Overhead cost - pneumococcal and influenza vaccine (line 7 x line 8)	0	0	0	0	9.00
10.00	Total cost of injections/infusions and their administration (sum of lines 5 and 9)	0	0	0	0	10.00
11.00	Total number of injections/infusions (from your records)	0	0	0	0	11.00
12.00	Cost per injections/infusions (line 10 / line 11)	0.00	0.00	0.00	0.00	12.00
13.00	Number of injections/infusions administered to Original Medicare beneficiaries	0	0	0	0	13.00
13.01	Number of COVID-19 injections/infusions administered to MA enrollees			0	0	13.01
14.00	Cost of injections/infusions and their administration costs furnished to Medicare beneficiaries (line 12 times the sum of lines 13 and 13.01, as applicable)	0	0	0	0	14.00
15.00	Total cost of injections/infusions and their administration costs (sum of columns 1, 2, 2.01 and 2.02, line 10)	0				15.00
16.00	Total Medicare cost of injections/infusions and their administration costs (sum of columns 1, 2, 2.01 and 2.02, line 14) (transfer this amount to Worksheet E, line 3)	0				16.00

GRACE CLINIC HEALTH PROFESSIONAL	Period:	Run Date Time:	11/30/2022 8:54 am	
CCN: 15-1083	From: 07/01/2021	MCRIF32	<b>224-14</b>	
	To: 06/30/2022	Version:	5.1.175.0	

## CALCULATION OF REIMBURSEMENT SETTLEMENT

## Worksheet E

		1.00	
1.00	FQHC PPS Amount	77,156	1.00
2.00	Direct graduate medical education payments (from Worksheet B, Part II, line 14, column 5)	0	2.00
3.00	Medicare cost of vaccines and their administration (From Worksheet B-1, line 16)	0	3.00
4.00	Medicare advantage supplemental payments (for information only)	0	4.00
5.00	Total (sum of amounts on lines 1 through 3)	<b>77,156</b>	5.00
6.00	Primary payer payments	0	6.00
7.00	Total amount payable for program beneficiaries (line 5 minus line 6)	<b>77,156</b>	7.00
8.00	Coinsurance billed to program beneficiaries	15,431	8.00
9.00	Net Medicare reimbursement excluding bad debts (line 7 minus line 8)	61,725	9.00
10.00	Allowable bad debts (see instructions)	0	10.00
11.00	Adjusted reimbursable bad debts (see instructions)	0	11.00
12.00	Allowable bad debts for dual eligible beneficiaries (see instructions)	0	12.00
13.00	Subtotal (line 9 plus line 11)	<b>61,725</b>	13.00
13.50	Demonstration payment adjustment amount before sequestration	0	13.50
14.00	OTHER ADJUSTMENTS (SPECIFY) (SEE INSTRUCTIONS)	0	14.00
15.00	Amount due FQHC prior to the sequestration adjustment (see instructions)	61,725	15.00
16.00	Sequestration adjustment (see instructions)	156	16.00
16.25	Sequestration for non-claims based amounts (see instructions)	0	16.25
16.50	Demonstration payment adjustment amount after sequestration	0	16.50
17.00	Amount due FQHC after sequestration adjustment (see instructions)	61,569	17.00
18.00	Interim payments	61,569	18.00
19.00	Tentative settlement (for contractor use only)	0	19.00
20.00	Balance due FQHC/program (line 17 minus lines 18 and 19)	<b>0</b>	20.00
21.00	Protested amounts (nonallowable cost report items) in accordance with CMS Pub. 15-2, chapter 1, §115.2	0	21.00


GRACE CLINIC HEALTH PROFESSIONAL		Period:	Run Date Time:	11/30/2022 8:54 am	
CCN:	15-1083	From: 07/01/2021	MCRIF32	<b>224-14</b>	
		To: 06/30/2022	Version:	5.1.175.0	

ANALYSIS OF PAYMENTS TO THE FEDERALLY QUALIFIED HEALTH CENTER FOR SERVICES RENDERED

**Worksheet E-1**

		mm/dd/yyyy	Amount	
		1.00	2.00	
1.00	Total interim payments paid to FQHC		61,569	1.00
2.00	Interim payments payable on individual bills, either submitted or to be submitted to the contractor for services rendered in the cost reporting period. If none, write "NONE" or enter a zero		0	2.00
3.00	List separately each retroactive lump sum adjustment amount based on subsequent revision of the interim rate for the cost reporting period. Also show date of each payment. If none, write "NONE" or enter a zero. (1)			3.00
<b>Program to Provider</b>				
3.01			0	3.01
3.02			0	3.02
3.03			0	3.03
3.04			0	3.04
3.05			0	3.05
<b>Provider to Program</b>				
3.50			0	3.50
3.51			0	3.51
3.52			0	3.52
3.53			0	3.53
3.54			0	3.54
3.99	Subtotal (sum of lines 3.01 - 3.49 minus sum of lines 3.50 - 3.98)		0	3.99
4.00	Total interim payments (sum of lines 1, 2, and 3.99) (transfer to Wkst. E, line 18)		61,569	4.00
<b>TO BE COMPLETED BY CONTRACTOR</b>				
5.00	List separately each tentative settlement payment after desk review. Also show date of each payment. If none, write "NONE" or enter a zero. (1)			5.00
<b>Program to Provider</b>				
5.01			0	5.01
5.02			0	5.02
5.03			0	5.03
<b>Provider to Program</b>				
5.50			0	5.50
5.51			0	5.51
5.52			0	5.52
5.99	Subtotal (sum of lines 5.01 - 5.49 minus sum of lines 5.50 - 5.98)		0	5.99
6.00	Determined net settlement amount (balance due) based on the cost report (1)			6.00
6.01	SETTLEMENT TO PROVIDER		0	6.01
6.02	SETTLEMENT TO PROGRAM		0	6.02
7.00	Total Medicare program liability (see instructions)		61,569	7.00
		Name of Contractor	Contractor Number	NPR Date (mm/dd/yyyy)
		0	1.00	2.00
8.00	Name of Contractor			8.00

(1) On lines 3, 5, and 6, where an amount is due FQHC to program, show the amount and date on which the FQHC agrees to the amount of repayment, even though total repayment is not accomplished until a later date.

GRACE CLINIC HEALTH PROFESSIONAL		Period:	Run Date Time:	11/30/2022 8:54 am	
CCN:	15-1083	From: 07/01/2021	MCRIF32	<b>224-14</b>	
		To: 06/30/2022	Version:	5.1.175.0	

STATEMENT OF REVENUE AND EXPENSES

Worksheet F-1

		Title XVIII Medicare	Title XIX Medicaid	Other	Total	
1.00	Gross patient revenues	209,868	941,099	92,145	<b>1,243,112</b>	1.00
2.00	Less: Allowances and discounts on patients' accounts			1.00	2.00	
					896,004	2.00
3.00	Net patient revenues (Line 1 minus line 2)				347,108	3.00
4.00	Operating expenses (From Worksheet A, column 3, line 100)				2,135,859	4.00
5.00	Additions to operating expenses (Specify)			0		5.00
6.00				0		6.00
7.00				0		7.00
8.00				0		8.00
9.00				0		9.00
10.00	Total additions (sum of lines 5 through 9)				<b>0</b>	10.00
11.00	Subtractions from operating expenses (specify)			0		11.00
12.00				0		12.00
13.00				0		13.00
14.00				0		14.00
15.00				0		15.00
16.00	Total subtractions (sum of lines 11 through 15)				<b>0</b>	16.00
17.00	Total operating expenses (sum of line 4, plus line 10, minus line 16)				<b>2,135,859</b>	17.00
18.00	Net income from service to patients (Line 3 minus line 17)				<b>-1,788,751</b>	18.00
<b>Other income:</b>						
19.00	Contributions, donations, bequests, etc.			0		19.00
20.00	Income from investments			0		20.00
21.00	Purchase discounts			0		21.00
22.00	Rebates and refunds of expenses			0		22.00
23.00	Sale of Medical and Nursing Supplies to other than patients			0		23.00
24.00	Sale of durable medical equipment to other than patients			0		24.00
25.00	Sale of drugs to other than patients			0		25.00
26.00	Sale of medical records and abstracts			0		26.00
27.00	Government Appropriations			0		27.00
28.00	Other revenues (Specify)			674,058		28.00
28.50	COVID-19 PHE Funding			1,513		28.50
29.00				0		29.00
30.00				0		30.00
31.00				0		31.00
32.00	Total Other Income (Sum of lines 19 through 31)				<b>675,571</b>	32.00
33.00	Net Income or Loss for the period (Line 18 plus line 32)				<b>-1,113,180</b>	33.00