

WEEKLY INFLUENZA REPORT

WEEK 41

Report Date: Friday, October 21, 2022



Indiana
Department
of
Health

The purpose of this report is to describe the spread and prevalence of influenza-like illness (ILI) in Indiana. It is meant to provide local health departments, hospital administrators, health professionals and residents with a general understanding of the burden of ILI. Data from several surveillance programs are analyzed to produce this report. Data are provisional and may change as additional information is received, reviewed and verified. For questions regarding the data presented in this report, please call the Indiana Department of Health (IDOH) Epidemiology Resource Center at 317-233-7125.

Weekly Overview

*Influenza-like illness – Week ending October 15, 2022

ILI Activity Code	Low
Percent of ILI reported by sentinel outpatient providers	2.39%
Percent of ILI reported by emergency department & urgent care chief complaints	2.38%
Percent positivity of influenza specimens tested at IDOH	0%
Number of influenza-associated deaths this season	1
Number of long-term care facility outbreaks this season	0

**The ongoing COVID-19 pandemic may impact Indiana's sentinel and syndromic ILI data.*

Sentinel Surveillance System

Data are obtained from sentinel outpatient providers participating in the U.S. Outpatient Influenza-like Illness Surveillance Network (ILINet). Data are reported on a weekly basis for the previous Morbidity and Mortality Weekly Report (MMWR) Week by the sentinel sites and are subject to change as sites back report or update previously submitted weekly data. The COVID-19 pandemic may affect healthcare seeking behavior which in turn may impact Indiana's sentinel ILI data.

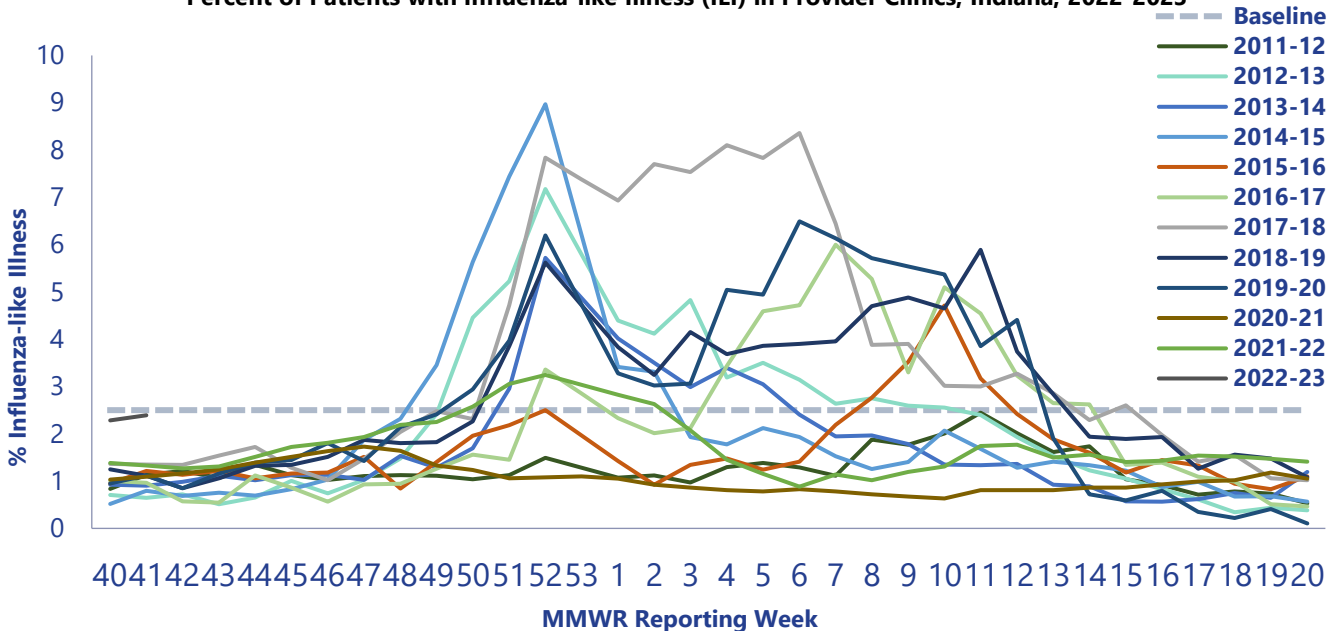
Percent of ILI Reported by Type of Sentinel Outpatient Facility, Indiana, 2022-2023 Season

MMWR Week	All Reporters %ILI (n)	Universities %ILI (n)	Non-universities %ILI (n)
41	2.39% (102)	3.65% (4)	2.39% (98)
40	2.3% (102)	3.16% (3)	2.29% (99)
-	-	-	-

Percent of ILI Reported by Age Category in Sentinel Outpatient Facilities, Indiana 2022-2023 Season

Age Category, Years	Total Number of ILI, Week 41	Percent of ILI, Week 41
0-4	616	46%
5-24	402	30%
25-49	198	14.8%
50-64	55	4.1%
65+	68	5.1%
Total	1339	100.0%

Percent of Patients with Influenza-like Illness (ILI) in Provider Clinics, Indiana, 2022-2023



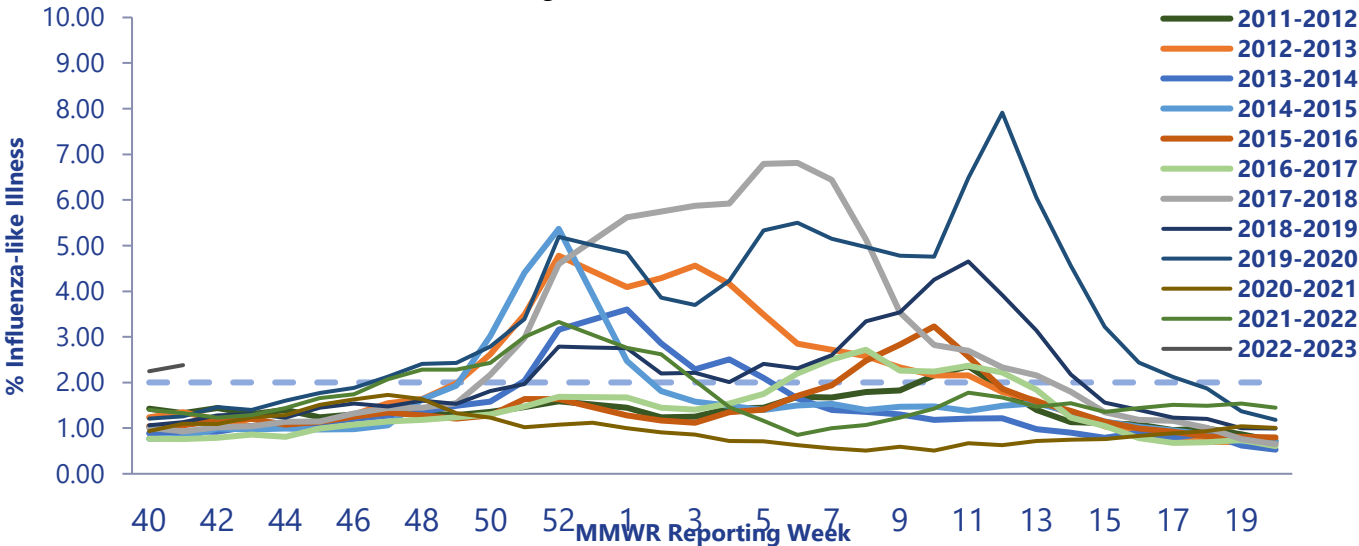
Syndromic Surveillance System

Data are obtained from hospital emergency department chief complaint data through the Indiana Public Health Emergency Surveillance System (PHESS). Data are reported on a weekly basis for the previous Morbidity and Mortality Weekly Report (MMWR) Week and are subject to change as hospitals back-report or update previously submitted weekly data. The COVID-19 pandemic may affect healthcare seeking behavior which in turn may impact Indiana’s syndromic ILI data.

Percent of ILI Reported in Emergency Departments & Urgent Cares by District, Indiana, 2022-2023 Season

	Previous MMWR Week	Current MMWR Week
Indiana	2.25%	2.38%
District 1	2.06%	2.23%
District 2	2.43%	2.46%
District 3	0.84%	1.1%
District 4	2.76%	3.02%
District 5	2.84%	3.06%
District 6	2.56%	2.71%
District 7	1.31%	1.59%
District 8	2.86%	2.65%
District 9	3.61%	3.36%
District 10	1.35%	1.58%

Percent of Patients with Influenza-Like Illness (ILI) Chief Complaint in Emergency Departments & Urgent Cares, Indiana, 2022-2023



Influenza-Associated Mortality

Data are obtained from the National Electronic Disease Surveillance System Base System (NBS). Influenza-associated deaths are reportable within 72 hours of knowledge; however, not all cases are reported in a timely manner so data in this report are subject to change as additional cases are back-reported.

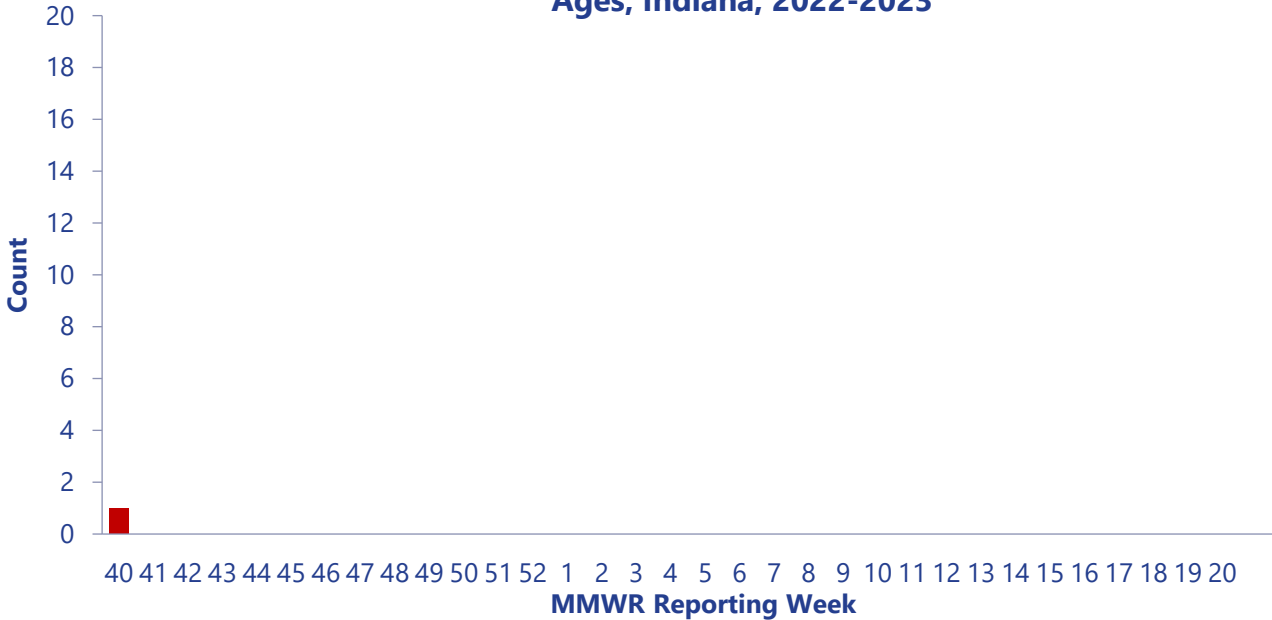
Number of Influenza-associated Deaths for all Ages*, Indiana, 2022-2023 Season	
Age Category, years	Season total
0-4	
5-24	
25-49	
50-64	
65+	1
Total	0

Breakout of Ages* for Pediatric-associated Influenza Deaths, 2022-2023 Season	
Pediatric Age Category	Season total
0-5 months	
6-23 months	
2-4 years	
5-11 years	
12-17 years	
Total	0

*Due to changes in the reporting rule as of 12/2015, influenza-associated deaths are reportable if either laboratory confirmed or listed as cause of death on death certificate. Therefore, case counts are not directly comparable to previous seasons in which influenza-associated deaths were only reportable by laboratory confirmation.

Counties with ≥5 Laboratory Confirmed Influenza-Associated Deaths for All Ages, 2022-2023 Season			
County	Season Total	County	Season Total
-	-	-	-
-	-	-	-

Number of Reported Influenza-Associated Deaths by Week of Death, All Ages, Indiana, 2022-2023



Virologic Surveillance

Circulating Influenza Viruses Detected by IDOH Laboratory*, Indiana, 2022-2023 Season

PCR Result	Week 41		Season Total	
	Number	Percent of Specimens Received	Number	Percent of Specimens Received
2009 A/H1N1pdm virus	0	0%	0	0%
Influenza A/H3 seasonal virus	0	0%	0	0%
Influenza B Yamagata seasonal virus	0	0%	0	0%
Influenza B Victoria seasonal virus	0	0%	0	0%
Influenza B Virus, genotype pending	0	0%		
Influenza negative	7	100%	19	100%
Inconclusive	0	0%	0	0%
Unsatisfactory specimen [†]	0	0%	0	0%
Influenza A unsubtypeable	0	0%	0	0%
Influenza Co-infection	0	0%	0	0%
Total	7	100%	19	100%

*Data obtained from the IDOHL via specimens submitted from the ISDH Sentinel Influenza Surveillance System and IN Sentinel Laboratories.

[†]Unsatisfactory specimens include specimens that leaked in transit, were too long in transit, or were inappropriately labeled.

^Δ A co-infection of multiple influenza subtypes has been detected.

** Seasonal total may include delayed specimens not included in weekly total.

Virologic Surveillance

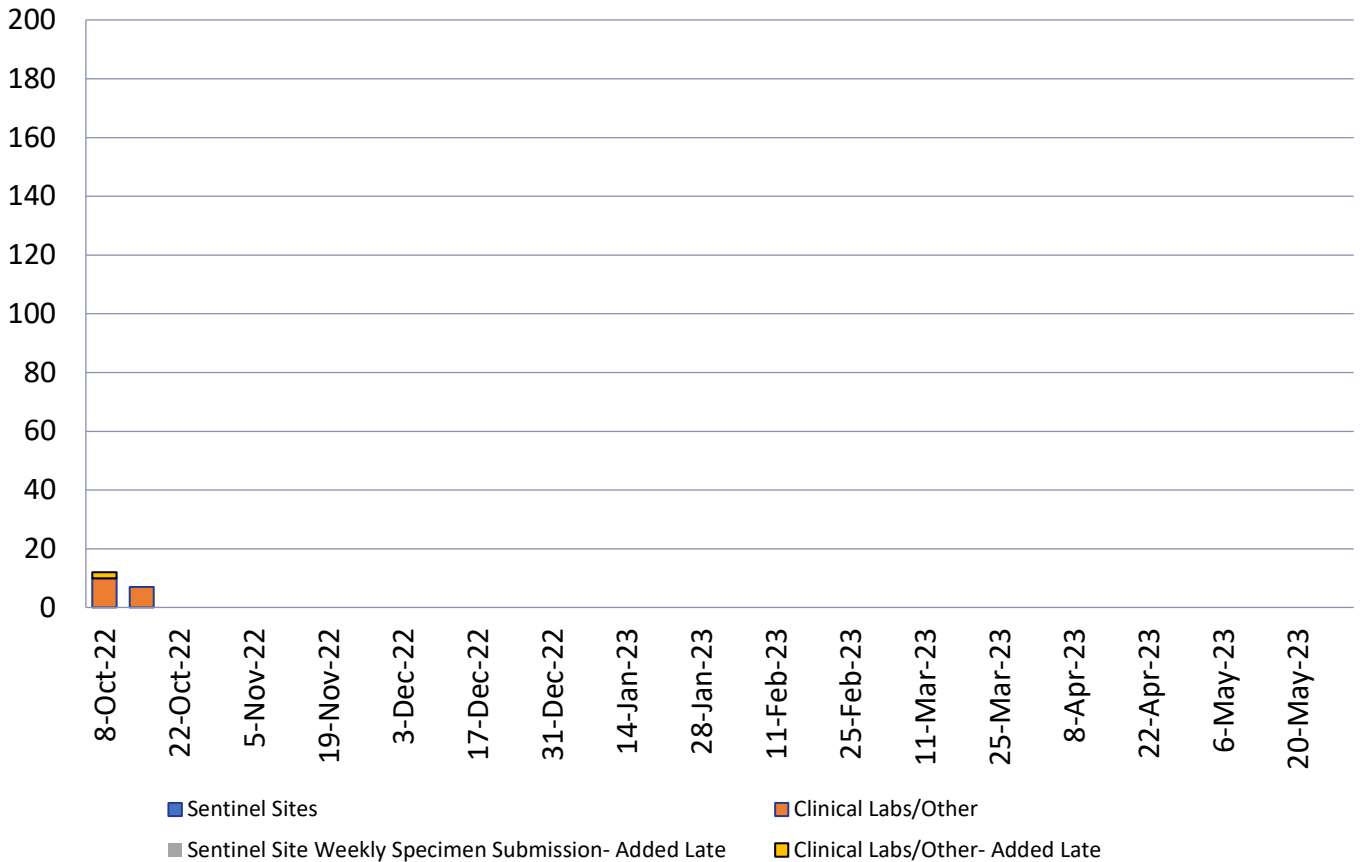
Circulating Non-Influenza Viruses Detected by the IDOH Laboratory, Indiana, 2022-2023 Season

Result	Week 41	Season Total (Since 10/2/2022)	Early Surveillance (9/1/22 – 10/1/22)
Adenovirus	0	0	0
Coronavirus 229E	0	0	0
Coronavirus HKU1	0	0	0
Coronavirus NL63	0	0	0
Coronavirus OC43	0	0	0
Enterovirus NOS	0	0	0
Enterovirus/Rhinovirus	0	0	0
Human Metapneumovirus	0	0	0
Parainfluenza 1 Virus	0	0	0
Parainfluenza 2 Virus	0	0	0
Parainfluenza 3 Virus	0	0	0
Parainfluenza 4 Virus	0	0	0
Rhinovirus	0	0	0
Respiratory Syncytial Virus	0	0	0
SARS-Coronavirus-2 ^{††}	0	0	3
Total	0	0	3

^{††}This number only includes SARS-CoV-2 specimens tested at IDOHL. These specimens are screened for both influenza and SARS-CoV-2.

Virologic Surveillance Graph

Indiana Department of Health Virology Laboratory Influenza Submissions, Week Ending October 15, 2022



Flu Review

Flu resources

- Information regarding the weekly US Influenza surveillance report is available [here](#)
- Frequently asked questions for the [2022-2023 season](#)
- Weekly US: Influenza summary update available [here](#)
- Influenza [communication resource center](#)
- Influenza vaccine for the [2022-2023 season](#)
- Influenza information for schools and childcare providers available at the [CDC](#)
- Influenza guidance for long-term care and post-acute care facilities available [here](#).
- IDOH long-term care facility healthcare personnel influenza immunization [toolkit](#)
- IDOH long-term care facility outbreak [toolkit](#)
- Weekly National Flu Vaccination [Dashboard](#)
- Interactive [FluVaxView](#)

Flu news and related studies

- Vaccine recommendations of the advisory committee on immunization practices for 2022-2023 influenza season available [here](#).
- CDC seasonal effectiveness studies available [here](#)
- A multisite prospective longitudinal cohort study on influenza during pregnancy available [here](#)
- [Influenza Activity in the US during the 2020-2021 Season](#)
- [NIH Launches Clinical Trial of Universal Influenza Vaccine Candidate](#)
- A [cross-sectional study](#) of influenza-associated outcomes by race and ethnicity

For further information

- Indiana Department of Health Influenza Website [here](#).
- CDC Influenza (Flu) Website [here](#).