

Regional Workforce Data Profile: EGR 11

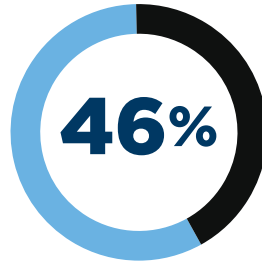


GOVERNOR'S
WORKFORCE
CABINET

LABOR MARKET PROFILE

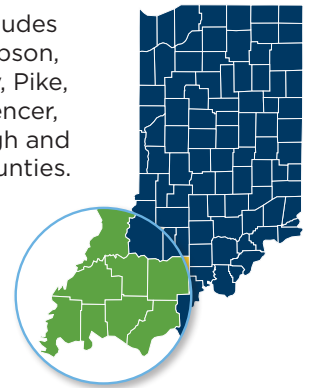


Population
433,304



% Working Age
Population (25-54)

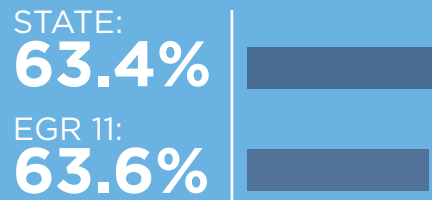
ERG 11 Includes
Dubois, Gibson,
Knox, Perry, Pike,
Posey, Spencer,
Vanderburgh and
Warrick Counties.



| STATE | EGR 11 |
|-------------|-------------|
| 2.8% | 2.7% |



Unemployment Rate
State vs Region



Labor force participation
rate - State vs Region



158,000
Total Payroll Employment

TOP 10 INDUSTRY SECTORS BY EMPLOYMENT

(Based on 2021 annual average employment)

1. Manufacturing
2. Health Care and Social Services
3. Retail Trade
4. Accommodation and Food Services
5. Construction
6. Admin, Support, Waste Management
7. Transportation & Warehousing
8. Wholesale Trade
9. Public Administration
10. Professional, Scientific, Technical



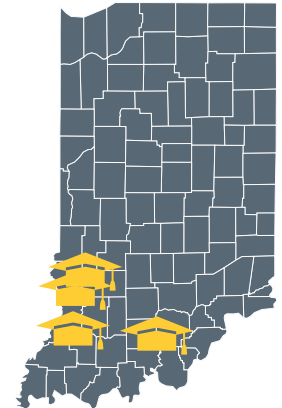
Regional Workforce Data Profile: EGR 11



GOVERNOR'S
WORKFORCE
CABINET

MAJOR EDUCATIONAL INSTITUTIONS

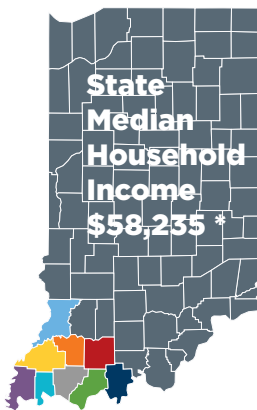
| Name | Type | City |
|---|-------------|---------------|
| University of Southern Indiana | Four-year | Evansville |
| Good Samaritan Hospital School of Radiologic Technology | Two-year | Vincennes |
| Ivy Tech - Southwest | Two-year | Evansville |
| Vincennes University | Two-year | Vincennes |
| Oakland City College | Independent | Oakland City |
| Saint Meinrad School of Theology | Independent | Saint Meinrad |
| University of Evansville | Independent | Evansville |



Source: Indiana Commission for Higher Education

MEDIAN HOUSEHOLD INCOME

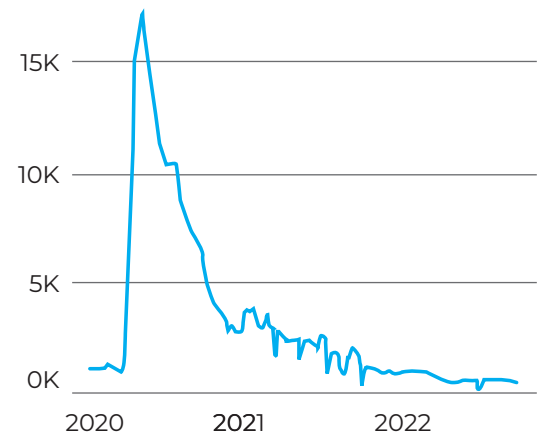
| | |
|------------------------|----------|
| Dubois County, IN | \$62,846 |
| Gibson County, IN | \$56,638 |
| Knox County, IN | \$47,394 |
| Perry County, IN | \$51,496 |
| Pike County, IN | \$55,022 |
| Posey County, IN | \$64,983 |
| Spencer County, IN | \$56,919 |
| Vanderburgh County, IN | \$51,179 |
| Warrick County, IN | \$79,079 |



Source: US Census Bureau, American Community Survey, 2020

Source: American Community Survey, 2020

UI - CONTINUED CLAIMS



506 Continued claims week ending 10/1/22

23,349

Without a High School Degree age 25-64



Source: U. S. Census Bureau

Regional Workforce Data Profile: EGR 11



GOVERNOR'S
WORKFORCE
CABINET

BARRIERS TO EMPLOMENT

| = Statewide



Housing costs

16.9% of median income

Lack of internet

17.1% of households

Disability

12.6% of people 18-64



Less than HS Diploma/GED

9.1% of people age 25+

Food assistance

8.3% of people

Children under 6

6.6% of people

Vehicle availability

4.8% of households



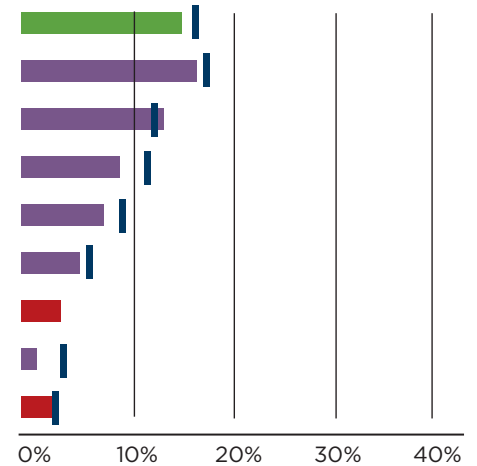
Limited English-speaking

1.4% of people

Working in poverty

3.3% of households

U.S. Census Bureau



JOB POSTINGS BY INDUSTRY

| = Statewide

October 2021 to September 2022



Health care and social assistance

Retail trade



Manufacturing

Professional and business services

Accommodation and food services



Transportation, warehousing, and utilities

Finance and insurance

Educational services

Other services



Real estate and rental leasing

Information



Government

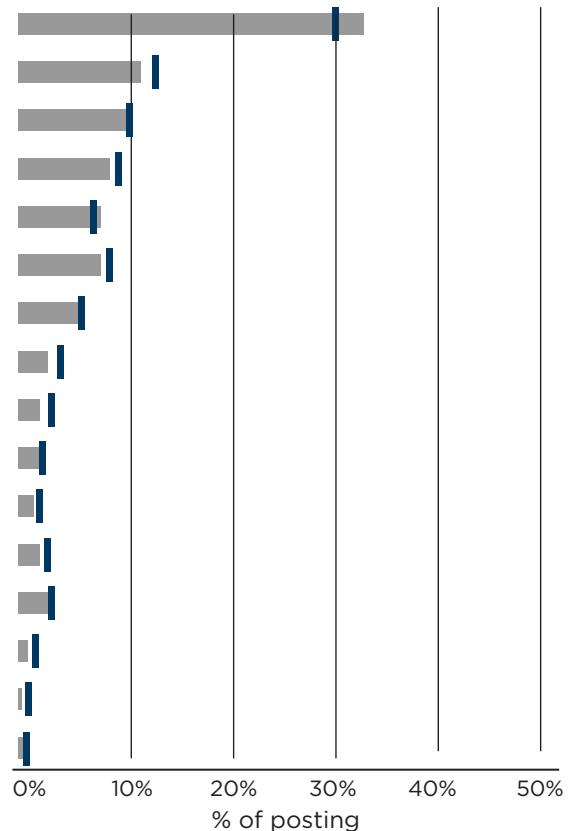
Construction

Wholesale trade



Arts, entertainment, and recreation

Mining and logging



Regional Workforce Data Profile: EGR 11



GOVERNOR'S
WORKFORCE
CABINET

Measuring Progress

| | EGR 11 | State | EGR 11 | State | |
|---|--|--|--------------------|--|--|
| Employment Metrics | JOB PLACEMENT (PY21, Q4 ROLLING) | | | | |
| | | Q2 | Q2 STATE TARGET | Q4 | Q4 STATE TARGET |
| | WIOA Adult | 82.5% | 82.9% | 82.2% | 79.3% |
| | WIOA Dislocated Worker | 75.1% | 81.6% | 74.7% | 81% |
| | WIOA Youth | 87.6% | 80% | 88.7% | 77.7% |
| | MEDIAN EARNINGS (PY21 Q4, ROLLING 4-QUARTER WAGE) | | | | |
| | EGR 11 | STATE TARGET | | | |
| WIOA Adult | \$6,820 | \$5,923 | | | |
| WIOA Dislocated Worker | \$7,771 | \$7,237 | | | |
| WIOA Youth | \$4,201 | \$3,341 | | | |
| Education Attainment | POST SECONDARY GOING RATE (2020 COHORT) | | | | |
| | | EGR 11: 59.2% | STATE: 53% | | |
| | POST SECONDARY COMPLETION RATE | EGR 11: On Time | State: On Time | ERG 11 6 year (Extended) | State: 6 Year (Extended) |
| | 2 Year Public | Ivy Tech Evansville: 17.4% Vincennes University* 32.1% (2019 cohort) *all campus rate | 18.6% | Ivy Tech Evansville: 39.3% ; Vincennes University* 46.7% (2019 cohort) *all campus rate | 42.5% |
| | 4 Year Public | University of Southern Indiana: 37.8% (2015 cohort) | 50.8% | University of Southern Indiana: 61% (2015 cohort) | 72.2% (includes main and non main campus institutions) |
| Student Engagement and Preparation | CTE INDICATORS (2021 CTE CONCENTRATOR COHORT) | | | | |
| | | EGR 11 | STATE | EGR 11 | STATE |
| | Post Program Placement | 784/839 = 93.44% | 7409/8719 = 84.98% | 519/738 = 70.32% | 7496/9801 = 76.48% |
| | Credential Attainment | 112/693 = 16.16% | 1943/9801 = 19.82% | 153/748 = 20.45% | 2432/11956 = 20.34% |
| | Dual Credit Attainment | 376/693 = 54.25% | 4490/9801 = 45.81% | 356/748 = 47.59% | 5142/11956 = 43.01% |
| | WBL Participation | 116/693 = 16.73% | 1784/9801 = 18.20% | 77/748 = 10.29% | 1781/11956 = 14.90% |
| High School Students Who Earn a Credential (2021 graduating cohort) | 2.9% | 4.6% | | | |

For more information:

<https://datavizpublic.in.gov/views/WorkforceProfile/Dashboard1?:embed=y>

Measuring Progress Data Definitions

WIOA Adult

Participants in the WIOA Title I Adult program must meet the following eligibility criteria:

- U.S. citizen or otherwise legally entitled to work in the United States;
- Age 18 or older; and
- Selective Service Registration.

There are no additional eligibility criteria for the Adult Program. However, as required by WIOA 134(c)(3)(E), priority for career and training services funded by and provided through the adult program shall be given to veterans and recipients of public assistance, other low-income individuals, individuals who are basic skills deficient, and any additional priority of service groups defined by the Governor or Local Workforce Development Board (LWDB) for receipt of career and training services determined appropriate to obtain or retain employment. Priority of service status is established at the time of eligibility determination and does not change during the period of participation.

WIOA Dislocated Worker

Participants in the WIOA Title I Dislocated Worker program must meet the following criteria:

- U.S. citizen or otherwise legally entitled to work in the United States;
- Age 18 or older;
- Selective Service Registration; and
- Meet one of the following categories:

Category A:

An individual who: (i) has been terminated or laid off, or who has received a notice of termination or layoff, from employment; (ii) (I) is eligible for or has exhausted entitlement to unemployment compensation; or (II) has been employed for a duration sufficient to demonstrate, to the appropriate entity at a one-stop center referred to in section 121(e), attachment to the workforce, but is not eligible for unemployment compensation due to insufficient earnings or having performed services for an employer that were not covered under a state unemployment compensation law; and (iii) is unlikely to return to a previous industry or occupation

Category B:

An individual who: (i) has been terminated or laid off, or has received a notice of termination or layoff, from employment as a result of any permanent closure of, or any substantial layoff at, a plant, facility, or enterprise; (ii) is employed at a facility at which the employer has made a general announcement that such facility will close within 180 days; or (iii) for purposes of eligibility to receive services other than training services described in section 134(c)(3), career services described in section 134(c)(2)(A)(xii), or supportive services, is employed at a facility at which the employer has made a general announcement that such facility will close.

Category C:

An individual who was self-employed (including employment as a farmer, a rancher, or a fisherman) but is unemployed because of general economic conditions in the community in which the individual resides or because of natural disasters.

Category D:

An individual who is a displaced homemaker

Category E:

An individual who: (i) is the spouse of a member of the Armed Forces on active duty (as defined in section 101(d)(1) of title 10, United States Code), and who has experienced a loss of employment as a direct result of relocation to accommodate a permanent change in duty station of such member; or (ii) is the spouse of a member of the Armed Forces on active duty and who meets the criteria described in paragraph (16)(B). https://www.in.gov/dwd/files/activepolicies/2021-03-P_WIOA_AD_DW_Eligibility.pdf

WIOA Youth

Workforce Innovation and Opportunity Act participants must be between the ages of 14 and 24 AND meet criteria related to WIOA in school or out of school criteria and corresponding eligibility. More information can be found here: [2017-03-P_Youth_Eligibility.pdf](#) (in.gov)

WIOA Quarterly Rolling Measures

Look back at previous four quarters % of job placement. Released every quarter.

WIOA Quarterly Rolling Median Earnings

Each quarterly file contains a rolling ten (10) quarters of data. Q4 files contain data from Q1, Q2, and Q3 and are considered the annual dataset.

Postsecondary Going Rate is reported for 2020 Indiana high school graduates. Postsecondary Going Rate is reported as those that entered an Indiana public, Indiana non-public, or out of state college within 1 year after high school graduation. <https://www.in.gov/che/college-readiness-reports/>

Post Program Placement: The percentage of CTE concentrators who, in the second quarter after exiting from secondary education, are in postsecondary education or advanced training, military service or an eligible service program, volunteers (i.e. Peace Corps), or are employed.

Credential Attainment: The percentage of CTE concentrators in the reporting cohort **who attained a postsecondary credential**. A **postsecondary credential** is defined as a promoted industry certification or state issued license that counts as an Indiana's Graduation Pathways Postsecondary Readiness Competency, or a postsecondary certificate, technical certificate, or degree.

Dual Credit Attainment: The percentage of CTE concentrators in the reporting cohort **who earned at least 9 postsecondary credits** in courses that map toward a postsecondary certificate or degree program.

Work-Based Learning Participation: The percentage of CTE concentrators in the reporting cohort **who participated in at least 75 hours of a work-based learning experience** where the student has a work record in a position(s) aligned to the student's career pathway on their graduation plan. Examples of a work-based learning that would fit this definition include: job site placement and internship; apprenticeship/pre-apprenticeship; State Earn and Learn; clinical or practicum; school-based enterprise; or simulated work environment.

High School Students who earn a credential

High School Students who Earn a Credential is reported for 2021 Indiana high school graduation cohort. High School Students who Earn a Credential is reported as those students that earned a Technical Certification (TC), Certificate of Graduation (CG), Certificate (CT), or Indiana College Core (ICC) while in high school. This is replicated from the certificates requested for GPS (DOE Dashboard) for alignment. Source: MPH; The Education and Workforce Data System.

