

Regional Workforce Data Profile: Economic Growth Region 6



GOVERNOR'S
WORKFORCE
CABINET

Measuring Progress

Employment Metrics	JOB PLACEMENT PROGRAM YEAR 2022 Q1, 10-QUARTER AVERAGE				
		Job Placement After Exit	Job Placement Target	Retained Employment	Retention Target
	WIOA Adult	68.7%	79.7%	69.6%	75.5%
	WIOA Dislocated Worker	67.4%	75.6%	67.4%	75.6%
WIOA Youth (age 14-24)	76.7%	72.0%	82.0%	74.2%	

MEDIAN EARNINGS 2022, Q1, 10-QUARTER AVERAGE		
WIOA Adult	\$6,431	\$5,933
WIOA Dislocated Worker	\$6,388	\$6,854
WIOA Youth	\$2,788	\$3,108

Legend: | = Target

- WIOA Adult: Job Placement ~69.6%, Retention ~68.7%
- WIOA Dislocated Worker: Job Placement ~67.4%, Retention ~67.4%
- WIOA Youth (age 14-24): Job Placement ~82.0%, Retention ~76.7%

Education Attainment	POST SECONDARY GOING RATE (2020 Cohort)	EGR 6: 48.2%	STATE: 53.4%		
	Post Secondary Completion Rate	EGR 6: On Time	State: On Time	ERG 6, 6 year (Extended)	State: 6 Year (Extended)
	2 Year Public State vs out of state residency per institution	Ivy Tech Muncie: 15.2% Ivy Tech Richmond: 16.9%	18.6%	Ivy Tech Muncie: 42.9% Ivy Tech Richmond: 35.2%	42.5%
	4 Year Public State vs out of state residency per institution	Ball State: 50.7% IU East: 33.4%	50.8%	Ball State: 77.1% IU East: 51.5%	72.2%

Student Engagement and Preparation		2019-2020		2020-2021	
	CAREER TECHNICAL EDUCATION 2019 -2020, 2020 -2021 CTE Concentrator Cohorts	EGR 6	STATE	ERG 6	STATE
	Post Program Placement	86%	85%	62%	76%
Credential Attainment	37%	20%	37%	20%	
Dual Credit Attainment	54%	46%	54%	43%	
WBL Participation	3%	18%	17%	15%	
	HIGH SCHOOL STUDENTS WHO EARN A CREDENTIAL (2021 graduating cohort)	6%	8%		

Regional Workforce Data Profile: EGR 6



GOVERNOR'S
WORKFORCE
CABINET

STATE FISCAL YEAR PAID INVOICE ALLOCATIONS

Only includes IN Department of Workforce Development pass through funding

State Fiscal Year 2020

Workforce Innovation & Opportunity Act	\$1,779,998	Federal
Jobs for Americas Graduates	\$742,673	State
Re-Employment Services and Eligibility Assessment	\$329,456	Federal
Disaster Recovery National Dislocated Worker Opioid Grant No longer active as of June 30, 2023	\$195,346	Federal Competitive
Infrastructure Cost Agreement	\$113,881	Federal
Business Consultant	\$102,202	Federal
Pre-Employment Transition Services	\$76,799	Federal
Rapid Response No longer active	\$60,994	Federal
WorkINdiana No longer active	\$33,084	State
Rapid Response COVID Grant No longer active	\$27,679	Federal
Jobs for Hoosiers No longer active	\$19,199	State
WorkINdiana - TANF No longer active	\$6,916	Federal
UI COVID No longer active	\$1,000	Federal
TOTAL	\$3,489,228	
		% of funding
State	\$794,956	23%
Federal	\$2,675,072	77%

State Fiscal Year 2021

Workforce Innovation & Opportunity Act	\$1,764,442	Federal
Jobs for Americas Graduates	\$441,868	State
Re-Employment Services and Eligibility Assessment	\$190,521	Federal
Disaster Recovery National Dislocated Worker Opioid Grant No longer active as of June 30, 2023	\$165,520	Federal Competitive
Disaster Recovery - Dislocated Worker National Emergency Grant	\$152,817	Federal
Employment Recovery - Dislocated Worker Grant No longer active as of May 2023	\$127,561	Federal
Business Consultant	\$117,896	Federal
Infrastructure Cost Agreement	\$87,660	Federal
Rapid Response Covid No longer active	\$74,933	Federal
Workforce Ready Grant - CARES No longer active	\$39,913	Federal
Employer Training Grant - CARES No longer active	\$33,300	Federal
UI Covid No longer active	\$19,000	Federal
Business Consultant	\$17,798	Federal
Jobs for Hoosiers No longer active	\$7,500	State
Grant Writing Service No longer active	\$6,500	State
TOTAL	\$3,247,228	
		% of funding
State	\$455,867	14%
Federal	\$2,791,360	86%

Regional Workforce Data Profile: EGR 6



GOVERNOR'S
WORKFORCE
CABINET

STATE FISCAL YEAR PAID INVOICE ALLOCATIONS (CONTINUED)

State Fiscal Year 2022		
Workforce Innovation & Opportunity Act	\$2,260,186	Federal
Next Level Jobs Employer Training Grant	\$551,315	State
Jobs for America's Graduates	\$430,360	State
Employment Recovery - Dislocated Worker Grant No longer active as of May 2023	\$218,265	Federal
Re-Employment Services and Eligibility Assessment	\$187,138	Federal
Disaster Recovery - Dislocated Worker National Emergency Grant No longer active	\$159,616	Federal
Business Consultant	\$109,968	Federal
Disaster Recovery National Dislocated Worker Opioid Grant No longer active as of June 30, 2023	\$104,099	Federal Competitive
Infrastructure Cost Agreement	\$103,605	Federal
Rapid Response COVID Grant	\$94,168	Federal
Pre-Employment Transition Services	\$75,781	Federal
WIOA Performance Support Grant	\$74,151	Federal
Workforce Ready Grant CARES No longer active	\$40,617	Federal
Workforce Ready Grant	\$6,025	State
Apprenticeship State Expansion Grant No longer active	\$5,171	Federal
TOTAL	\$4,420,464	Federal - CARES Act
		% of funding
State	\$992,699	22%
Federal	\$3,427,763	78%

State Fiscal Year 2023 - Partial Year		
Workforce Innovation & Opportunity Act	\$845,025	Federal
WIOA Performance Support Grant	\$200,501	Federal
Re-Employment Services and Eligibility Assessment	\$179,056	Federal
Jobs for America's Graduates	\$94,494	State
Next Level Jobs - Employer Training Grant	\$90,075	State
Disaster Recovery National Dislocated Worker Opioid Grant No longer active as of June 30, 2023	\$47,421	Federal Competitive
Workforce Ready Grant	\$41,313	State
Business Consultant	\$32,136	Federal
Pre-Employment Transition Services	\$20,069	Federal
Infrastructure Cost Agreement	\$17,756	Federal
Apprenticeship State Expansion Grant No longer active	\$5,403	Federal
TOTAL	\$1,573,248	
		% of funding
State	\$225,881	14%
Federal	\$1,347,366	86%

Regional Workforce Data Profile: EGR 6



GOVERNOR'S
WORKFORCE
CABINET

LABOR MARKET PROFILE



Population
331,067

Ranked 9th in state for population by region, and makes up 4.9% of state population

% Working Age Population (18-64) **60%**

Population Estimates by Age, 2021	Number	Rank of 12	Pct Dist. in Region	Pct Dist. in State
Preschool (0 to 4)	17,637	9	5.3%	6.0%
School Age (5 to 17)	51,102	9	154%	17.3%
College Age (18 to 24)	39,704	8	12.0%	9.7%
Young Adult (25 to 44)	75,797	10	22.9%	25.7%
Older Adult (45 to 64)	84,319	9	25.5%	24.9%
Seniors (65 and Older)	62,508	8	18.9%	16.4%

Sources: U.S. Census Bureau; Indiana Business Research Center

ERG 6 Includes Blackford, Delaware, Fayette, Henry, Jay, Randolph, Rush, Union and Wayne Counties.

Largest City: Muncie
(2021 population: 65,292)

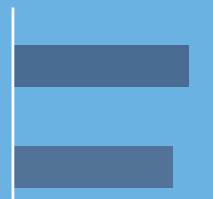


STATE **2.8%** EGR 6 **2.7%**



Unemployment Rate
State vs Region

STATE:
78.1%
EGR 6:
74.1%



Labor force participation
rate - Age 20-64



51,000
Total Payroll Employment

TOP 10

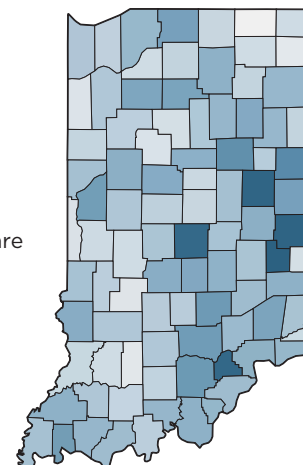
INDUSTRY SECTORS BY EMPLOYMENT

(Based on 2021 annual average employment)

1. Manufacturing
2. Health Care and Social Services
3. Retail Trade
4. Accommodation and Food Services
5. Educational Services
6. Construction
7. Admin, Support, Waste Management
8. Public Administration
9. Finance and Insurance
10. Other Services (Except Public Administration)

Reported Naloxone Events

Source: Management Performance Hub, 2014-2022 Year to Date, "Naloxone Dashboard." Naloxone events are likely actual overdose events.



EMS Event Rate per 10,000 County Residents

23 339

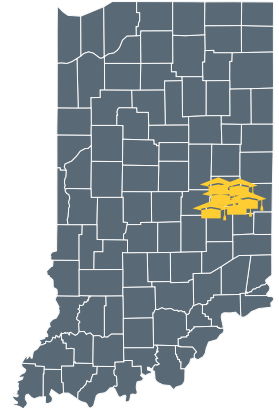
Regional Workforce Data Profile: EGR 6



GOVERNOR'S
WORKFORCE
CABINET

MAJOR EDUCATIONAL INSTITUTIONS


Name	Type	City
Ball State University	Four-year	Muncie
Indiana University East	Four-year	Richmond
Ivy Tech - Muncie	Two-year	Muncie
Ivy Tech - Richmond	Two-year	Richmond
Bethany Theological Society	Independent	Richmond
Earlham College	Independent	Richmond



Source: Indiana Commission for Higher Education

MEDIAN HOUSEHOLD INCOME

Blackford County, IN	\$44,341
Jay County, IN	\$45,864
Delaware County, IN	\$45,910
Randolph County, IN	\$53,322
Henry County, IN	\$51,104
Wayne County, IN	\$47,756
Rush County, IN	\$56,814
Fayette County, IN	\$47,465
Union County, IN	\$55,278



Source: US Census Bureau, American Community Survey, 2020

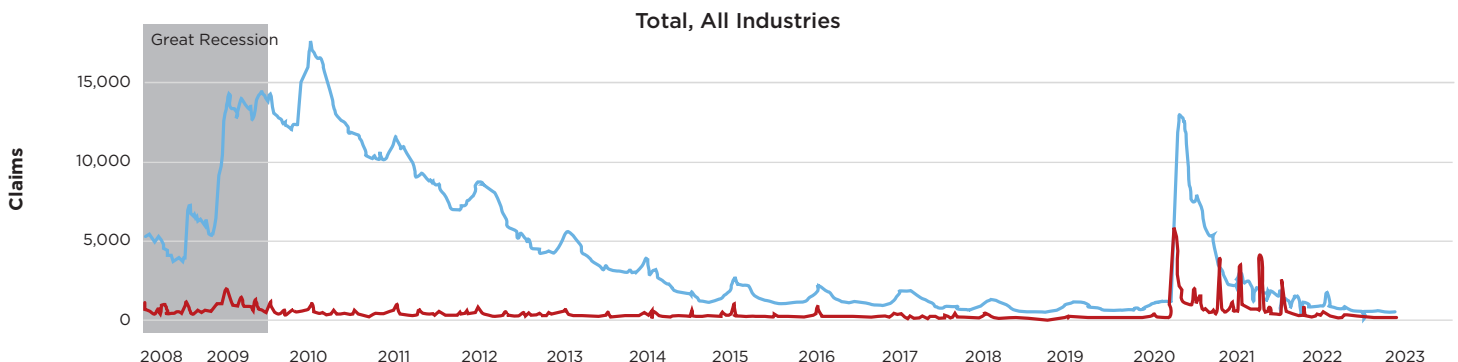
19,973

Without a High School Degree
age 18-64



Source: U. S. Census Bureau

EGR 6 WEEKLY INITIAL AND CONTINUED UNEMPLOYMENT CLAIMS



Regional Workforce Data Profile: EGR 6



GOVERNOR'S
WORKFORCE
CABINET

BARRIERS TO EMPLOYMENT

| = Statewide



Housing costs **17.5%** of median income

Lack of internet **22.5%** of households

Disability **15.7%** of people 18-64

Less than HS Diploma/GED **11.1%** of people age 25+

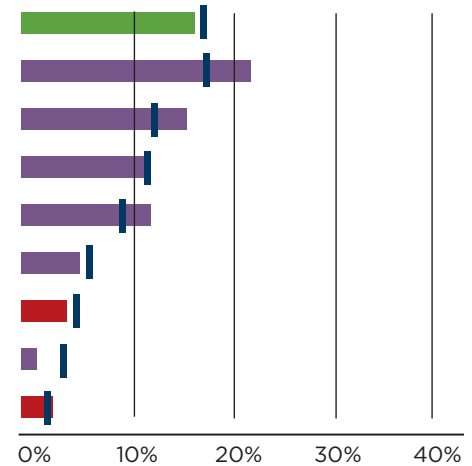
Food assistance **11.9%** of people

Children under 6 **6.2%** of people

Vehicle availability **5.4%** of households

Limited English-speaking **1.2%** of people

Working in poverty **3.8%** of households



U.S. Census Bureau

JOB POSTINGS BY INDUSTRY

| = Statewide

October 2021 to September 2022



Health care and social assistance

Retail trade



Manufacturing

Professional and business services

Accommodation and food services



Transportation, warehousing, and utilities

Finance and insurance

Educational services

Other services



Real estate and rental leasing

Information



Government

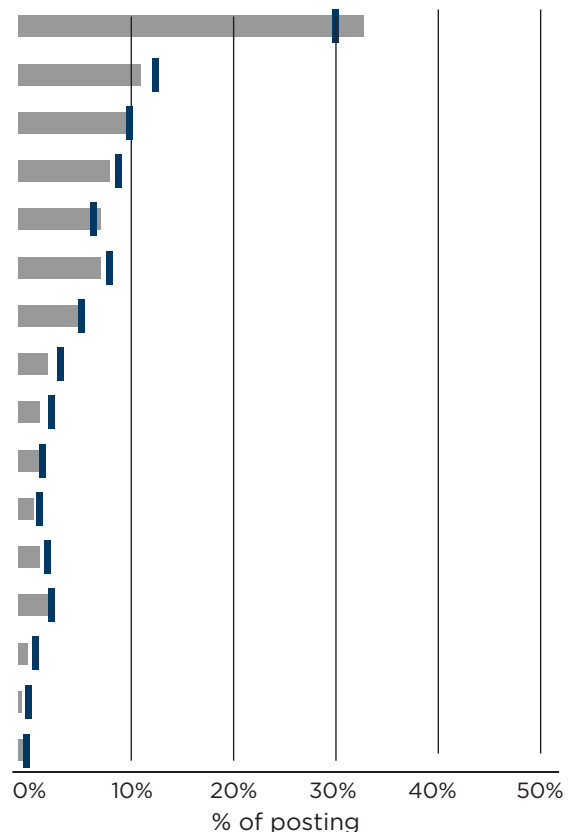
Construction

Wholesale trade



Arts, entertainment, and recreation

Mining and logging



For more information:

<https://datavizpublic.in.gov/views/WorkforceProfile/Dashboard1?embed=y>

Measuring Progress Data Definitions

WIOA Adult

Participants in the WIOA Title I Adult program must meet the following eligibility criteria:

- U.S. citizen or otherwise legally entitled to work in the United States;
- Age 18 or older; and
- Selective Service Registration.

There are no additional eligibility criteria for the Adult Program. However, as required by WIOA 134(c)(3)(E), priority for career and training services funded by and provided through the adult program shall be given to veterans and recipients of public assistance, other low-income individuals, individuals who are basic skills deficient, and any additional priority of service groups defined by the Governor or Local Workforce Development Board (LWDB) for receipt of career and training services determined appropriate to obtain or retain employment. Priority of service status is established at the time of eligibility determination and does not change during the period of participation.

WIOA Dislocated Worker

Participants in the WIOA Title I Dislocated Worker program must meet the following criteria:

- U.S. citizen or otherwise legally entitled to work in the United States;
- Age 18 or older;
- Selective Service Registration; and
- Meet one of the following categories:

Category A:

An individual who: (i) has been terminated or laid off, or who has received a notice of termination or layoff, from employment; (ii) (I) is eligible for or has exhausted entitlement to unemployment compensation; or (II) has been employed for a duration sufficient to demonstrate, to the appropriate entity at a one-stop center referred to in section 121(e), attachment to the workforce, but is not eligible for unemployment compensation due to insufficient earnings or having performed services for an employer that were not covered under a state unemployment compensation law; and (iii) is unlikely to return to a previous industry or occupation

Category B:

An individual who: (i) has been terminated or laid off, or has received a notice of termination or layoff, from employment as a result of any permanent closure of, or any substantial layoff at, a plant, facility, or enterprise; (ii) is employed at a facility at which the employer has made a general announcement that such facility will close within 180 days; or (iii) for purposes of eligibility to receive services other than training services described in section 134(c)(3), career services described in section 134(c)(2)(A)(xii), or supportive services, is employed at a facility at which the employer has made a general announcement that such facility will close.

Category C:

An individual who was self-employed (including employment as a farmer, a rancher, or a fisherman) but is unemployed because of general economic conditions in the community in which the individual resides or because of natural disasters.

Category D:

An individual who is a displaced homemaker

Category E:

An individual who: (i) is the spouse of a member of the Armed Forces on active duty (as defined in section 101(d)(1) of title 10, United States Code), and who has experienced a loss of employment as a direct result of relocation to accommodate a permanent change in duty station of such member; or (ii) is the spouse of a member of the Armed Forces on active duty and who meets the criteria described in paragraph (16)(B). https://www.in.gov/dwd/files/activepolicies/2021-03-P_WIOA_AD_DW_Eligibility.pdf

WIOA Youth

Workforce Innovation and Opportunity Act participants must be between the ages of 14 and 24 AND meet criteria related to WIOA in school or out of school criteria and corresponding eligibility. More information can be found here: [2017-03-P_Youth_Eligibility.pdf](#) (in.gov)

WIOA Quarterly Rolling Measures

Look back at previous ten quarters % of job placement. Released every quarter.

WIOA Quarterly Rolling Median Earnings

Each quarterly file contains a rolling ten (10) quarters of data. Q4 files contain data from Q1, Q2, and Q3 and are considered the annual dataset.

Postsecondary Going Rate is reported for 2020 Indiana high school graduates. Postsecondary Going Rate is reported as those that entered an Indiana public, Indiana non-public, or out of state college within 1 year after high school graduation. <https://www.in.gov/che/college-readiness-reports/>

Post Program Placement: The percentage of CTE concentrators who, in the second quarter after exiting from secondary education, are in postsecondary education or advanced training, military service or an eligible service program, volunteers (i.e. Peace Corps), or are employed.

Credential Attainment: The percentage of CTE concentrators in the reporting cohort **who attained a postsecondary credential.** A **postsecondary credential** is defined as a promoted industry certification or state issued license that counts as an Indiana's Graduation Pathways Postsecondary Readiness Competency, or a postsecondary certificate, technical certificate, or degree.

Dual Credit Attainment: The percentage of CTE concentrators in the reporting cohort **who earned at least 9 postsecondary credits** in courses that map toward a postsecondary certificate or degree program.

Work-Based Learning Participation: The percentage of CTE concentrators in the reporting cohort **who participated in at least 75 hours of a work-based learning experience** where the student has a work record in a position(s) aligned to the student's career pathway on their graduation plan. Examples of a work-based learning that would fit this definition include: job site placement and internship; apprenticeship/pre-apprenticeship; State Earn and Learn; clinical or practicum; school-based enterprise; or simulated work environment.

High School Students who earn a credential

High School Students who Earn a Credential is reported for 2021 Indiana high school graduation cohort. High School Students who Earn a Credential is reported as those students that earned a Technical Certification (TC), Certificate of Graduation (CG), Certificate (CT), or Indiana College Core (ICC) or Associates Degrees while in high school. This is replicated from the certificates requested for GPS (DOE Dashboard) for alignment. Source: MPH; The Education and Workforce Data System.

Reported Naloxone Events

Source: Management Performance Hub, 2014-2022 Year to date. Includes reported EMS events where Naloxone was administered. Events are likely actual opioid overdose events. For more information see Healing Hoosiers Naloxone Dashboard

